



US00D878256S

(12) **United States Design Patent** (10) **Patent No.:** **US D878,256 S**
Kim et al. (45) **Date of Patent:** **** Mar. 17, 2020**

(54) **VEHICLE REAR LOWER BUMPER COVER**

(71) Applicant: **Ford Global Technologies, LLC,**
Dearborn, MI (US)

(72) Inventors: **Sooyoung Kim,** Northville, MI (US);
Thomas Marmine, Ferndale, MI (US);
Damon G. Depeyster, Northville, MI
(US); **Gordon M. Platto,** Troy, MI
(US)

(73) Assignee: **Ford Global Technologies, LLC,**
Dearborn, MI (US)

(**) Term: **15 Years**

(21) Appl. No.: **29/650,710**

(22) Filed: **Jun. 8, 2018**

(51) **LOC (12) Cl.** **12-16**

(52) **U.S. Cl.**
USPC **D12/169**

(58) **Field of Classification Search**
USPC D12/163, 169, 86, 90, 91, 92, 171, 184,
D12/196, 216, 400; D15/31; 296/180.1,
296/180.2; 293/113, 115, 117, 120
CPC . B60R 19/52; B60R 2019/525; B60K 11/085;
H01Q 1/32
See application file for complete search history.

(56) **References Cited**

U.S. PATENT DOCUMENTS

D610,503 S 2/2010 Bucher et al.
D610,504 S 2/2010 Bucher et al.
D746,738 S * 1/2016 Wolff D12/169
D751,004 S * 3/2016 Rupar D12/163
D751,008 S 3/2016 Behmer et al.

D763,744 S * 8/2016 Behmer D12/169
D811,963 S * 3/2018 Sullivan D12/169
D813,743 S * 3/2018 Lee D12/169
D813,744 S * 3/2018 Whitla D12/169
D813,754 S * 3/2018 Loeb D12/169
D816,563 S * 5/2018 McMahan D12/169
D819,524 S * 6/2018 Behmer D12/169
D822,555 S * 7/2018 Platto D12/169
D822,556 S * 7/2018 Platto D12/169
D832,157 S * 10/2018 Svensson D12/169
D838,636 S * 1/2019 Behmer D12/169
D842,771 S * 3/2019 Nishii D12/169

* cited by examiner

Primary Examiner — Brett Miller

Assistant Examiner — Yolanda Robinson

(57) **CLAIM**


The ornamental design for a vehicle rear lower bumper cover, as shown and described.

DESCRIPTION

FIG. 1 is a front elevational view of a vehicle rear lower bumper cover, showing our new design; FIG. 2 is a left side elevational view thereof; FIG. 3 is a right side elevational view thereof; FIG. 4 is a top plan view thereof; FIG. 5 is a bottom plan view thereof; FIG. 6 is a bottom, front, and left side perspective view thereof; and, FIG. 7 is a top, front, and left side perspective view thereof. Any broken lines represent an internal boundary of the design; the line itself and the area within form no part of the claim.

The portions of the bumper cover shown in half tone form no part of the claimed design.

1 Claim, 7 Drawing Sheets






Fig. 1

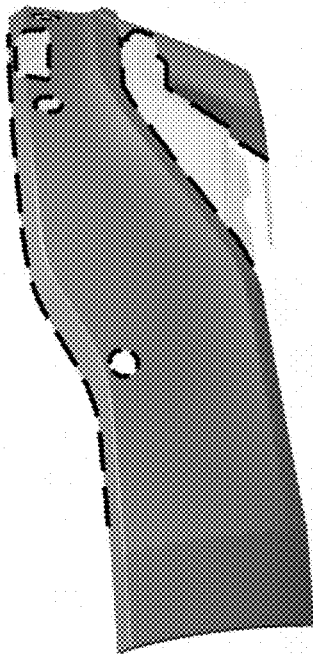


Fig. 2

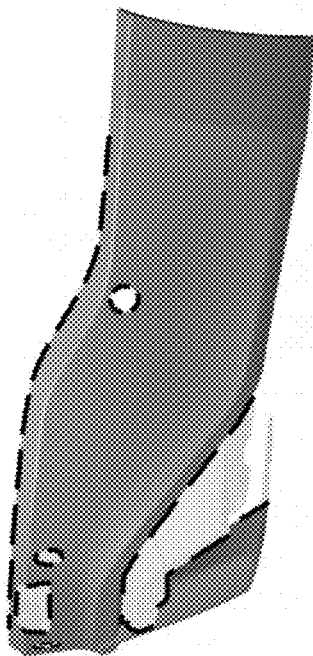


Fig. 3


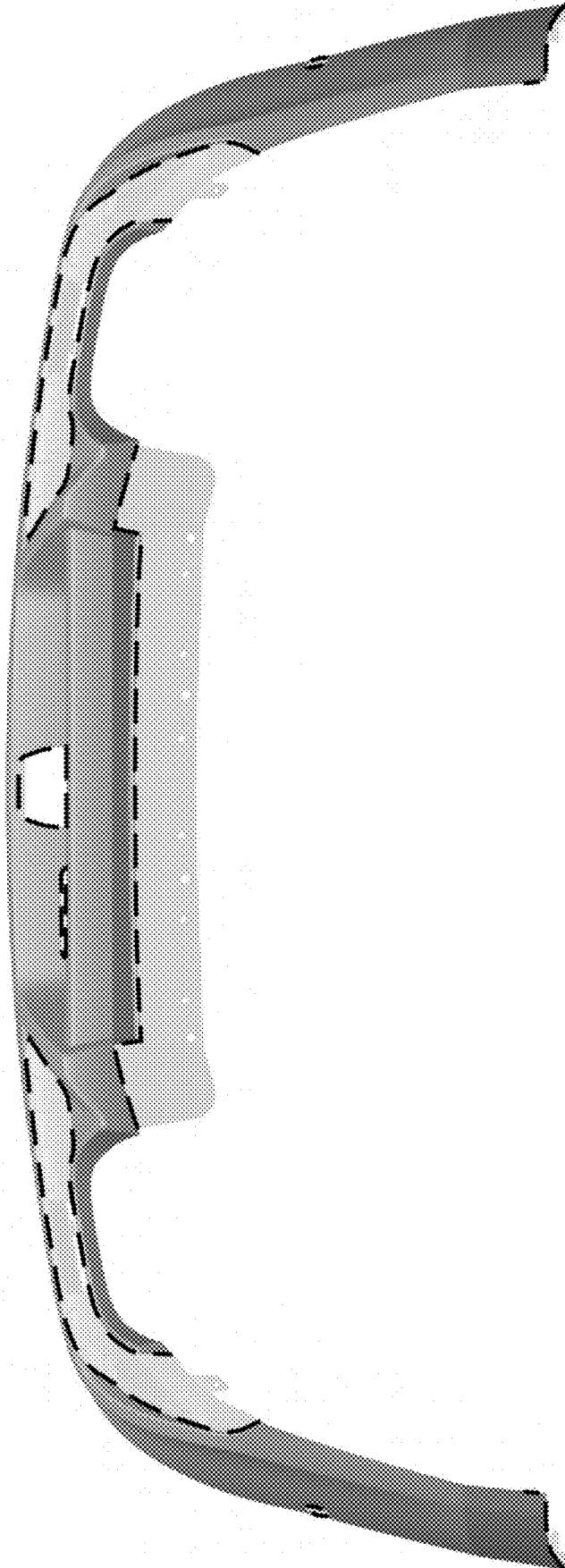


Fig. 4

Fig. 5



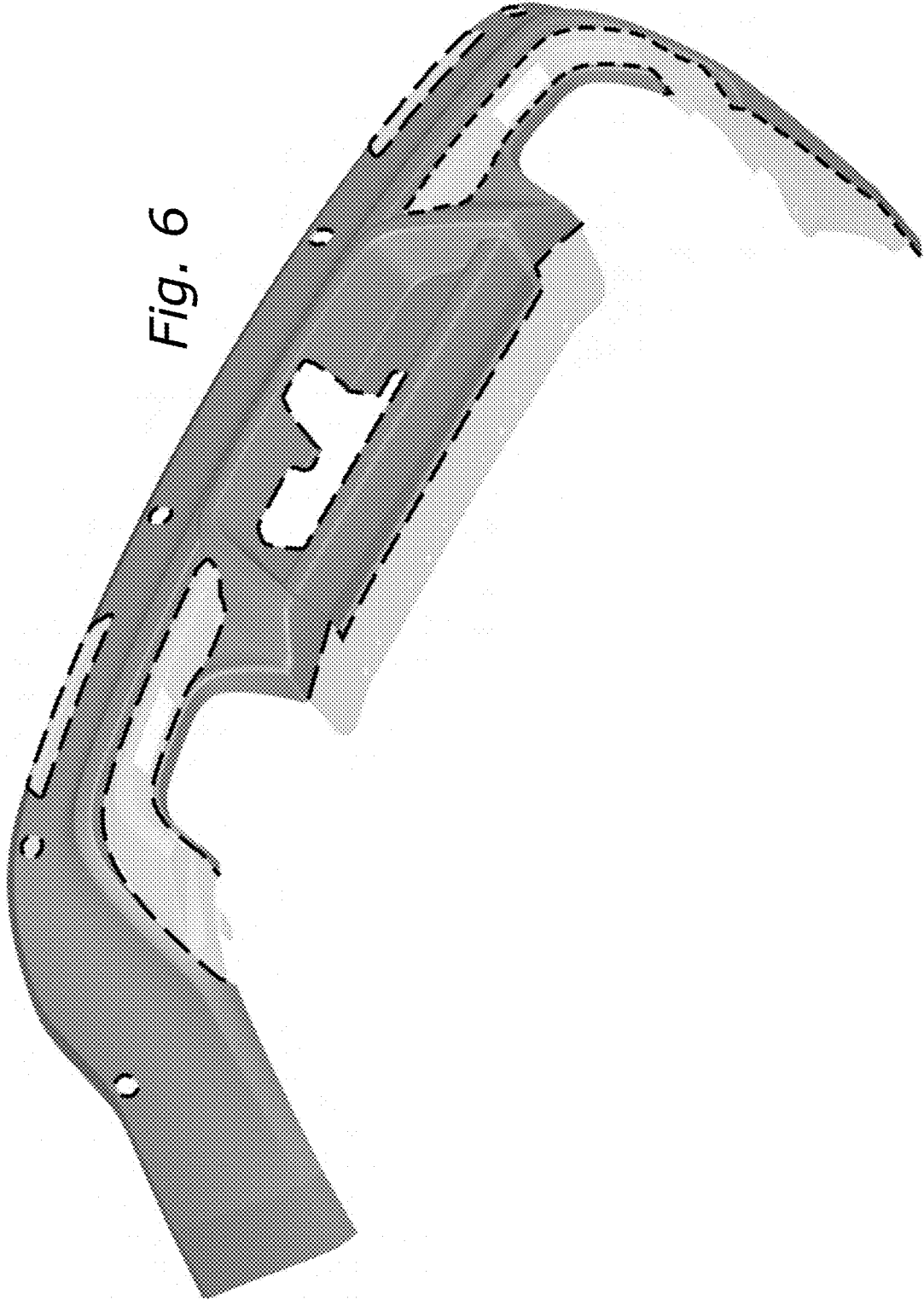


Fig. 6




Fig. 7