



US00D594181S

(12) **United States Design Patent**
Wilson et al.

(10) **Patent No.:** **US D594,181 S**
(45) **Date of Patent:** **** Jun. 16, 2009**

(54) **CHOCOLATE BAR**

(75) Inventors: **Susan (Sue) Wilson**, Bath (GB); **Lauren Brooking**, Cranbrook (GB); **Philip (Phil) Jenkins**, Newport (GB); **Robert (Rob) Wheatcroft**, Maidenhead (GB)

(73) Assignee: **MARS, Incorporated**, McLean, VA (US)

(**) Term: **14 Years**

(21) Appl. No.: **29/299,211**

(22) Filed: **Dec. 20, 2007**

(30) **Foreign Application Priority Data**

Jun. 22, 2007 (EP) 000748421

(51) **LOC (9) Cl.** **01-01**

(52) **U.S. Cl.** **D1/127**

(58) **Field of Classification Search** D1/100-101, D1/121, 125, 127-128, 199; D21/386; D24/101, D24/104; D28/8.1; 426/76, 103, 122, 144, 426/660, 512, 515, 383

See application file for complete search history.

(56) **References Cited**

U.S. PATENT DOCUMENTS

D90,592 S *	8/1933	Peterson	D1/121
2,082,312 A *	6/1937	Todd	426/660
2,134,026 A *	10/1938	Brooks	426/275
D166,869 S *	5/1952	Peters	D1/199
D166,870 S *	5/1952	Peters	D1/199
D246,941 S *	1/1978	Kalt	D1/129
D310,579 S *	9/1990	Ni et al.	D24/103
D522,212 S *	6/2006	Martin et al.	D1/127

D526,112 S *	8/2006	Martin et al.	D1/127
D545,026 S *	6/2007	Martin et al.	D1/127
D556,426 S *	12/2007	Slessor et al.	D1/127
D560,326 S *	1/2008	Bruno	D1/121
D563,076 S *	3/2008	Brooking et al.	D1/127
D565,827 S *	4/2008	Brooking et al.	D1/127
D567,647 S *	4/2008	Reda	D9/415

* cited by examiner

Primary Examiner—Cathron C Brooks

Assistant Examiner—Barbara Fox

(74) *Attorney, Agent, or Firm*—Arent Fox LLP

(57) **CLAIM**

The ornamental design for a chocolate bar, as shown and described.

DESCRIPTION

FIG. 1 is a perspective view of a chocolate bar showing our new design;

FIG. 2 is a top view of the design shown in FIG. 1;

FIG. 3 is a bottom view of the design shown in FIG. 1;

FIG. 4 is a right view of the design shown in FIG. 1, the left view being identical or a mirror image thereof;

FIG. 5 is a front view of the design shown in FIG. 1, the rear view being identical or a mirror image thereof;

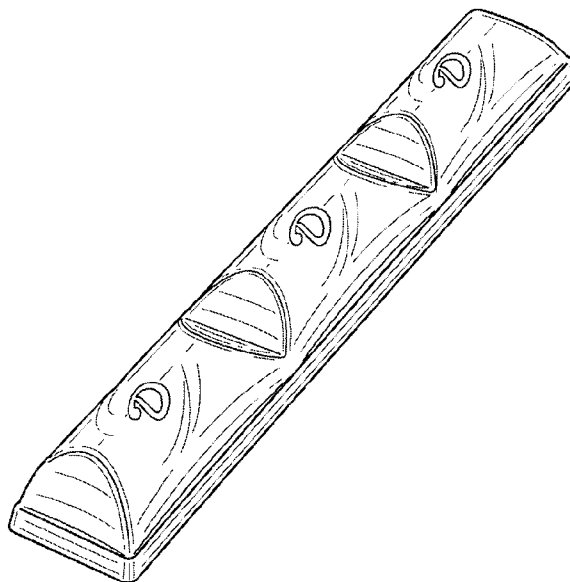

FIG. 6 is a perspective view of a chocolate bar showing our new design according to a second embodiment;

FIG. 7 is a top view of the design shown in FIG. 6, the bottom view being identical to that shown in FIG. 3;

FIG. 8 is a left view of the design shown in FIG. 6; and,

FIG. 9 is a right view of the design shown in FIG. 6.

1 Claim, 5 Drawing Sheets



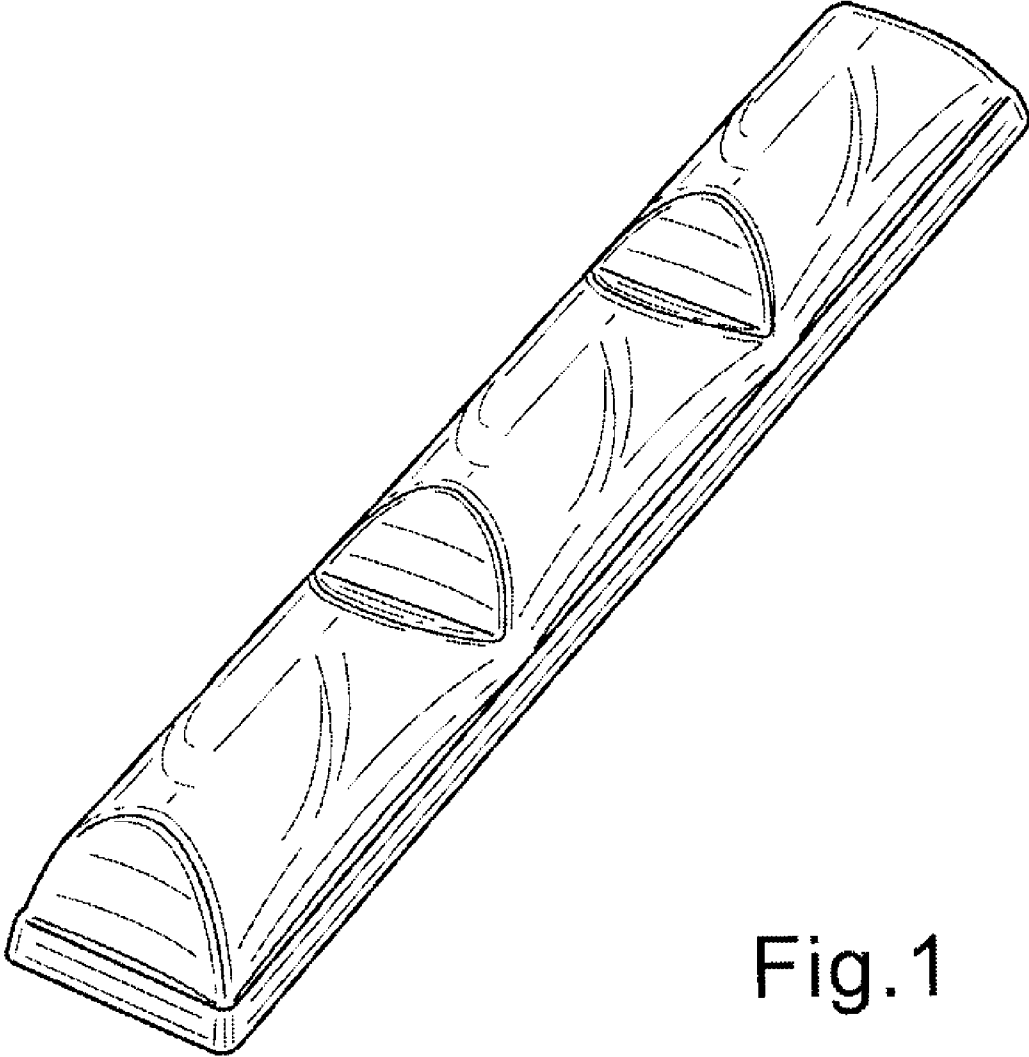


Fig. 1

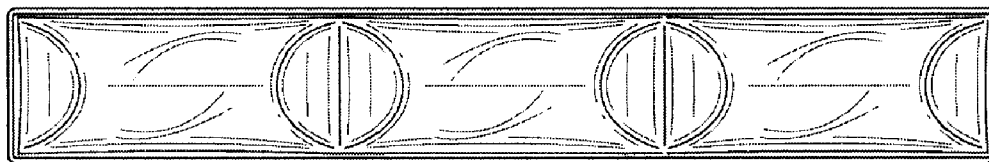


Fig.2



Fig.3




Fig.4



Fig.5

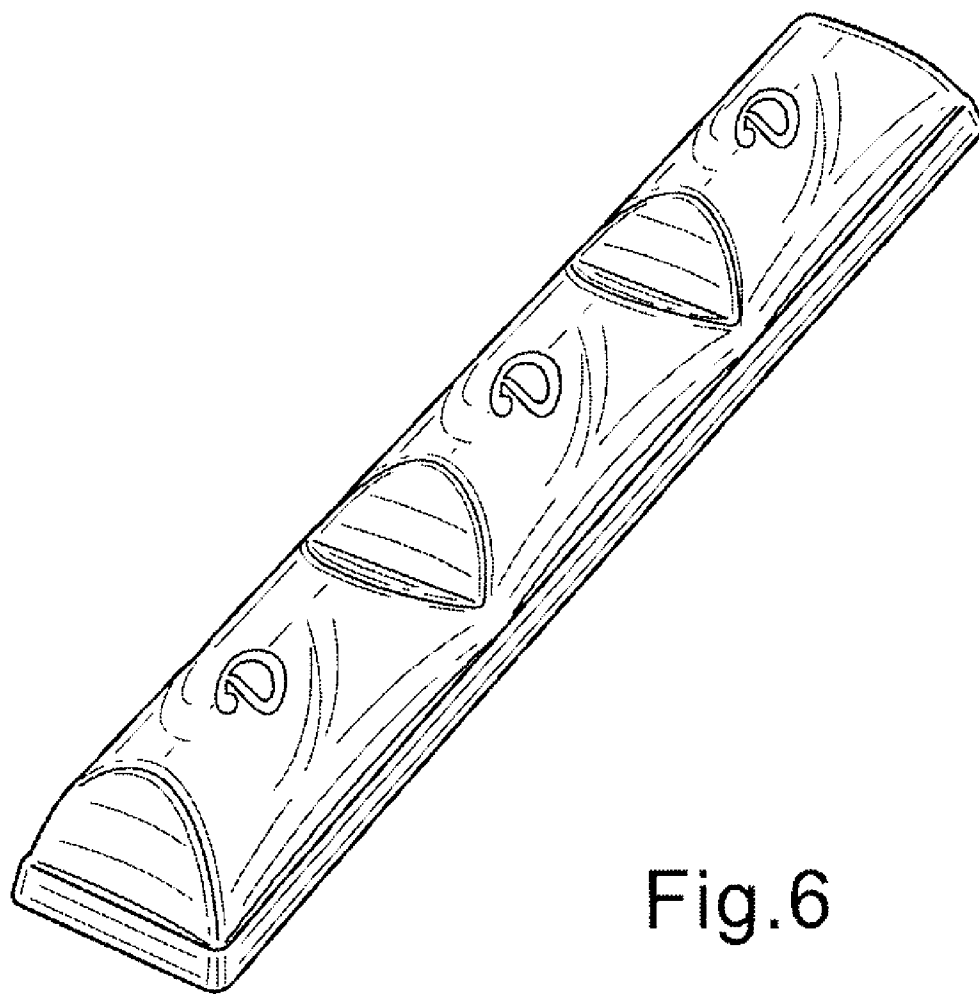


Fig.6




Fig.7



Fig.8



Fig.9