

[54] GOLF CLUB HEAD

[75] Inventors: Robert F. MacNally, Hinsdale; John B. Hoeflich, Arlington Heights, both of Ill.

[73] Assignee: Kidde Recreation Products, Inc., Northbrook, Ill.

[**] Term: 14 Years

[21] Appl. No.: 97,078

[22] Filed: Sep. 15, 1987

[52] U.S. Cl. D21/220

[58] Field of Search D21/220; 273/167-175, 273/77, 78

[56] References Cited

U.S. PATENT DOCUMENTS

D. 234,963	4/1975	Hirata	D34/5
D. 240,841	8/1976	Solheim	D34/5
D. 244,703	6/1977	Guzzle et al.	D34/5
D. 247,383	2/1978	Adkins	D34/5
D. 256,264	8/1980	Solheim	D21/220
D. 265,494	7/1982	Kobayashi	D21/220
D. 267,965	2/1983	Kobayashi	D21/220
D. 268,775	4/1983	Pace	D21/220
D. 269,101	5/1983	Reymann, Jr. et al.	D21/220
D. 276,644	12/1984	Solheim	D21/220
3,655,188	4/1972	Solheim	273/77
3,814,437	6/1974	Winqvist	273/167
4,326,326	4/1982	MacDonald	29/428
4,420,156	12/1983	Campau	273/77
4,621,813	11/1986	Solheim	273/77
4,715,601	12/1987	Lamanna	273/77
4,802,672	2/1989	Long	273/167 H

OTHER PUBLICATIONS

Commercial advertisement of Tommy Armour Golf Company, assignee of subject application.
 Commercial advertisement from 1970's *Golf Digest-U.K.* magazine of Ryder Mfg. Co. of Scotland for "Graduate" club.
 Pp. 126 & 127 from Jan. 1978 *Golf Digest* magazine re Acushnet's "Titleist Lite 100" golf irons.
 Copy of pertinent portions of Acushnet's 1979 catalog re "Titleist Lite 100" clubs.

Advertising photo of "Concept 2" irons of Tommy Armour Golf Company, assignee of subject application. Commercial advertisement from *Golf* magazine Apr. 1987 re The MacGregor Golf Company "CG 1800s" clubs.

Acushnet advertising for "Titleist DTR" clubs.

Ram Golf Company "Laser X2" iron promotional brochures.

Commercial brochures group exhibit of Mizuno Golf Company's "Altron" iron clubs.

Commercial advertisement from Jan. 1987 *Golf* magazine, p. 97, of Daiwa Golf Company's "Hi-Trac" irons.

Primary Examiner—Melvin B. Feifer

[57] CLAIM

The ornamental design for a golf club head, as shown and described.

DESCRIPTION

FIG. 1 is a rear perspective view of a golf club head embodying our new design, with a golf club shaft and grip shown in broken lines for illustrative purposes only;

FIG. 2 is a rear elevation view of the golf club head shown in FIG. 1;

FIG. 3 is a front elevation of the golf club head shown in FIG. 1;

FIG. 4 is a toe-end elevation of the golf club head shown in FIG. 1;

FIG. 5 is a top plan view of the golf club head shown in FIG. 1;

FIG. 6 is a sectional view of the golf club head shown in FIG. 2 taken along lines 6—6 thereof;

FIG. 7 is another sectional view of the golf club head shown in FIG. 2 but viewed along lines 7—7 thereof;

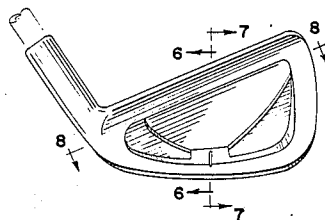
FIG. 8 is a generally horizontal sectional view of the golf club head shown in FIG. 2 viewed along lines 8—8 thereof;

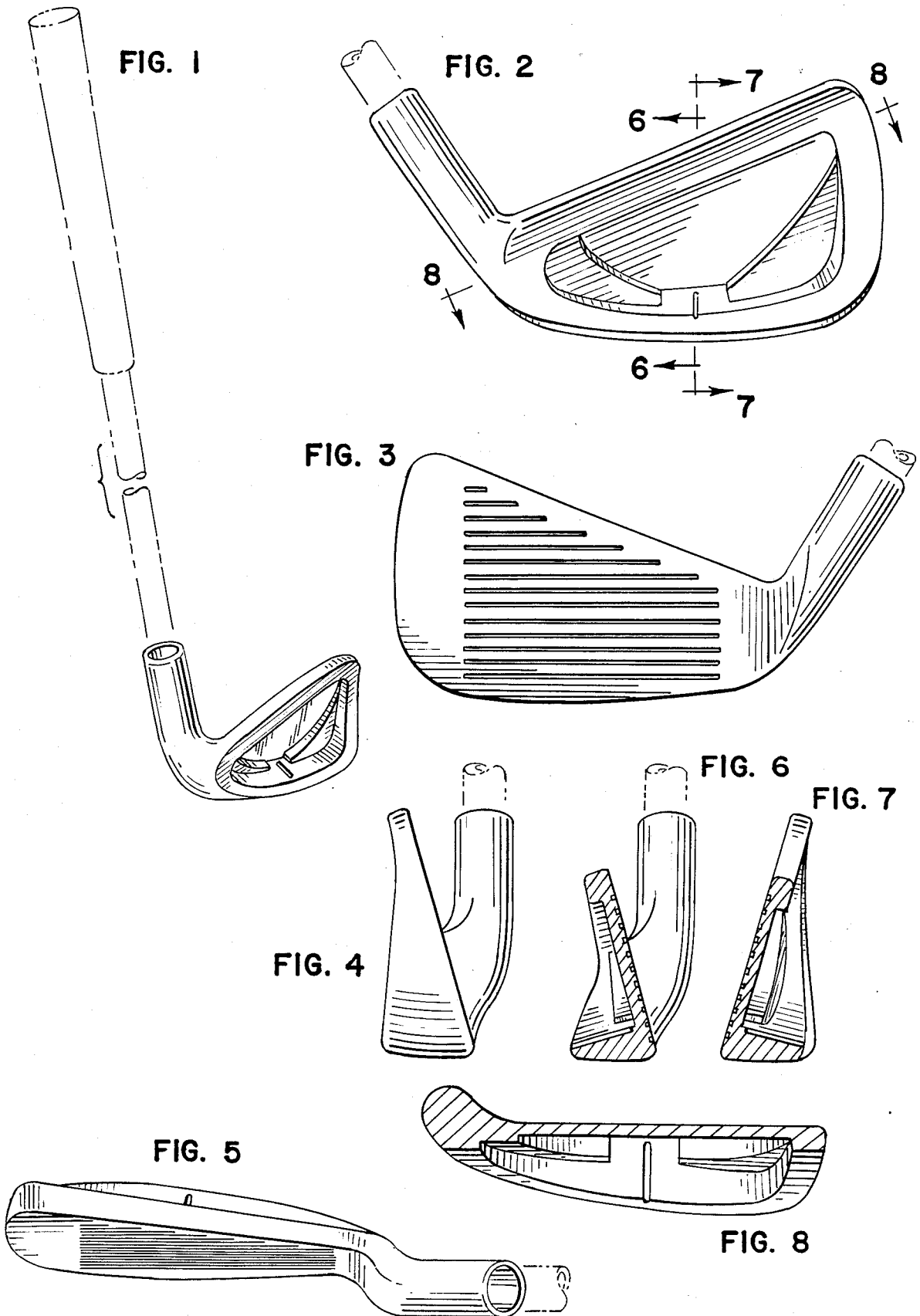
FIG. 9 is a rear elevation view of another embodiment of our new design of a golf club head;

FIG. 10 is a sectional view of the golf club head shown in FIG. 9 viewed along lines 10—10 thereof;

FIG. 11 is another sectional view of the club head shown in FIG. 9 viewed along lines 11—11 thereof;

FIG. 12 is a generally horizontal sectional view of the golf club head shown in FIG. 9 as viewed along lines 12—12 thereof.





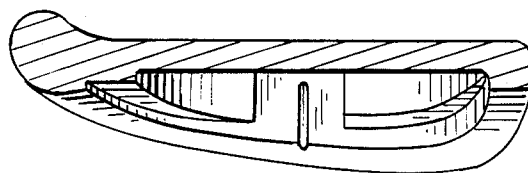
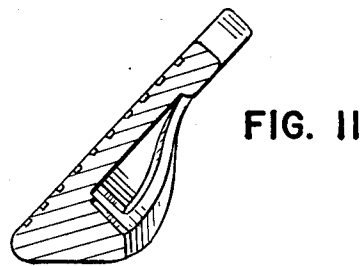
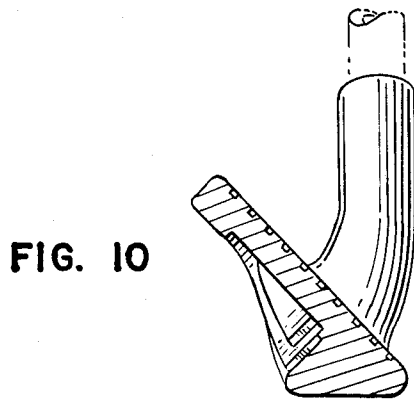
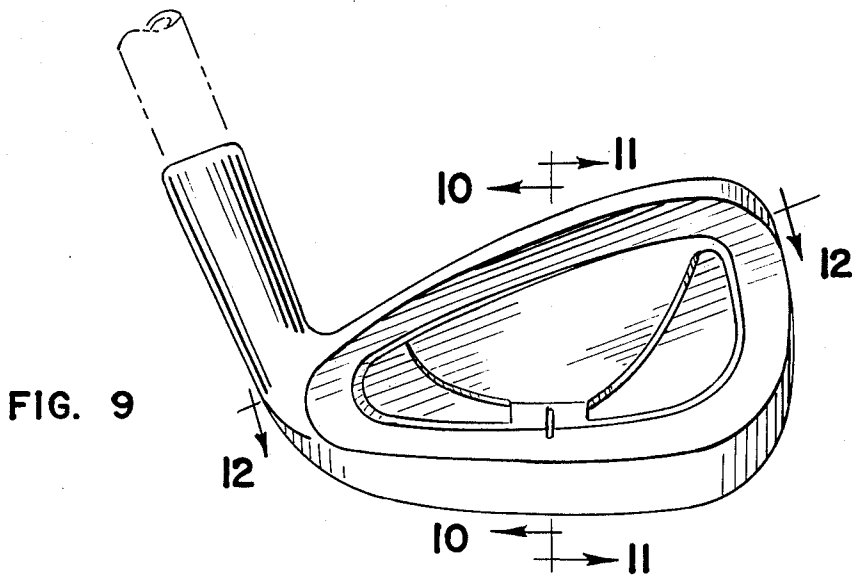


FIG. 12