

US00D397005S

United States Patent [19]
Whitehead et al.

[11] **Patent Number: Des. 397,005**
[45] **Date of Patent: **Aug. 18, 1998**

- [54] **COMPACT SNOW SHOVEL FOR VEHICLES**
- [75] **Inventors: Stephen P. Whitehead, Elgin; Michael R. Vogler; Torrence C. Anderson, both of Aurora, all of Ill.**
- [73] **Assignee: Suncast Corporation, Batavia, Ill.**
- [**] **Term: 14 Years**
- [21] **Appl. No.: 77,637**
- [22] **Filed: Oct. 6, 1997**

Related U.S. Application Data

- [63] **Continuation of Ser. No. 58,146, Aug. 8, 1996, Pat. No. Des. 384,559, Ser. No. 58,148, Aug. 8, 1996, Pat. No. Des. 384,866, and Ser. No. 59,652, Aug. 15, 1996.**
- [51] **LOC (6) Cl. 08-01**
- [52] **U.S. Cl. D8/10**
- [58] **Field of Search D8/10; 294/49, 294/54.5, 55, 51**

References Cited

U.S. PATENT DOCUMENTS

- D. 360,564 7/1995 Tisbo et al. D8/10

OTHER PUBLICATIONS

Union Fork and Hoe Company Catalog, p. 1, shovel, item 4 at right of page, Dec. 1986.
Ames Catalog, p. 13, snow shovel, item No. L 16-802 at right of page, May 1986.

Primary Examiner—Holly Baynham
Attorney, Agent, or Firm—Thomas W. Tolpin

CLAIM

The ornamental design for a compact snow shovel for vehicles, as shown.

DESCRIPTION

FIG. 1 is a perspective view of a compact snow shovel for vehicles showing our new design;
FIG. 2 is a front view thereof;
FIG. 3 is a right side view thereof; the left side view being symmetrical thereto;
FIG. 4 is a back view thereof;
FIG. 5 is a bottom view thereof; and,
FIG. 6 is a top view thereof.

1 Claim, 3 Drawing Sheets

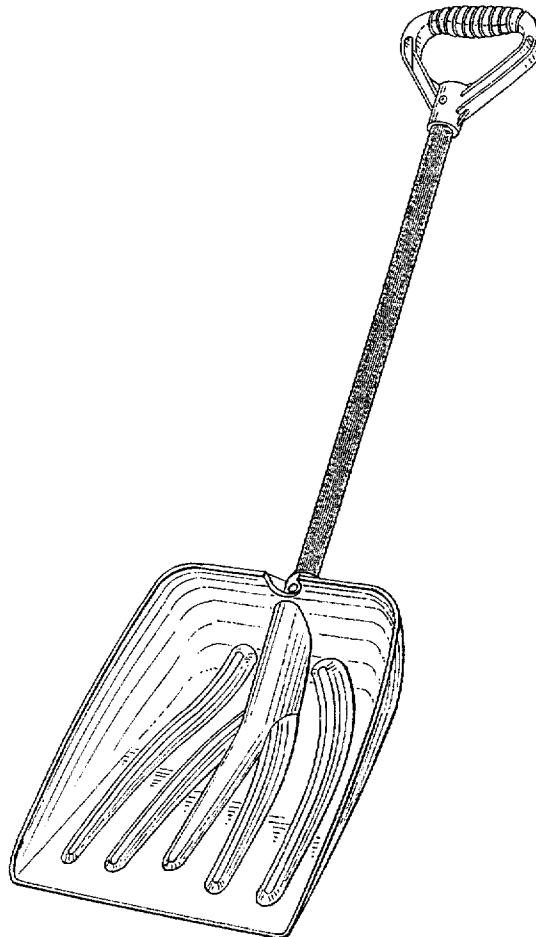


FIG. 1

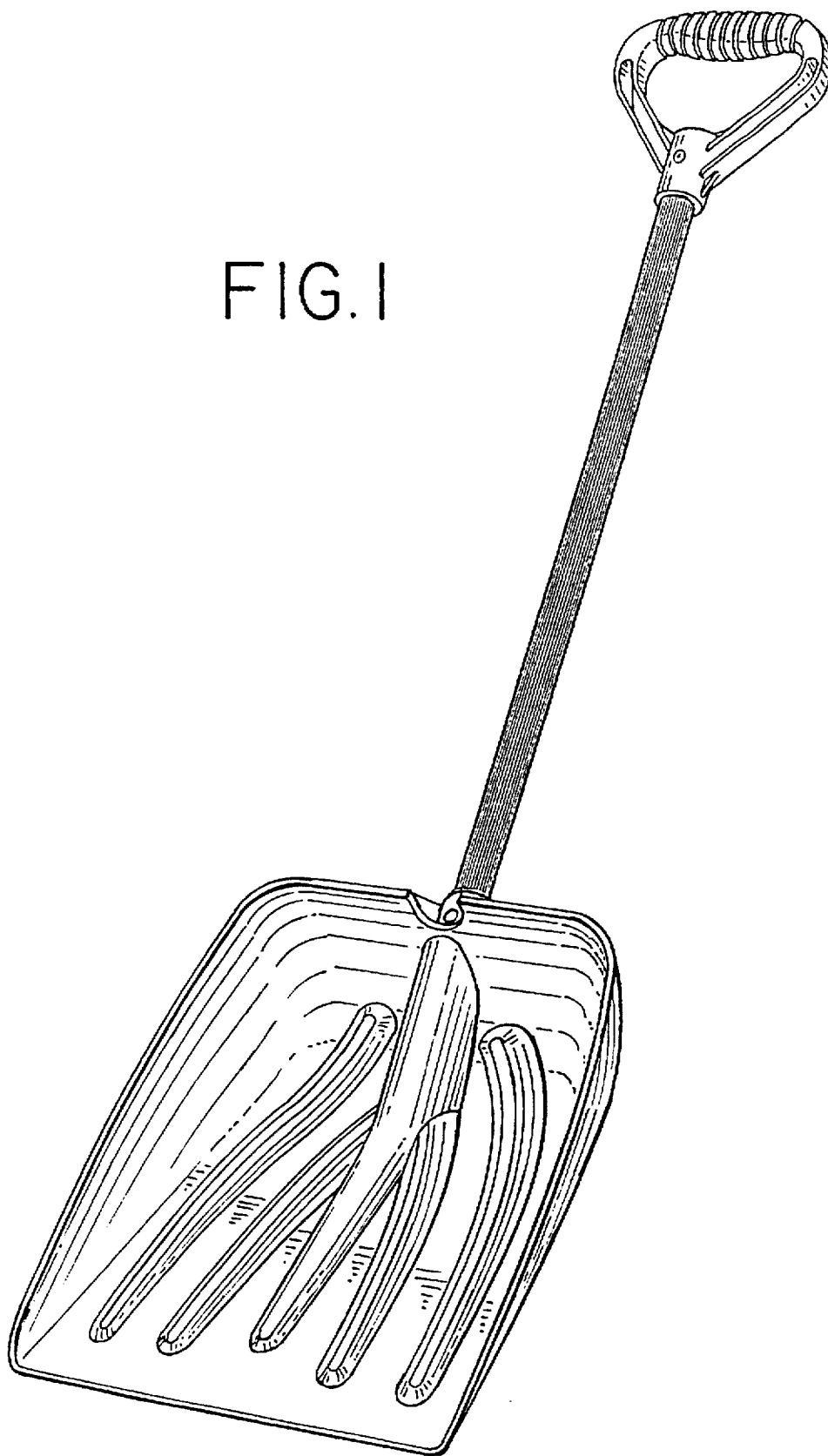


FIG. 2

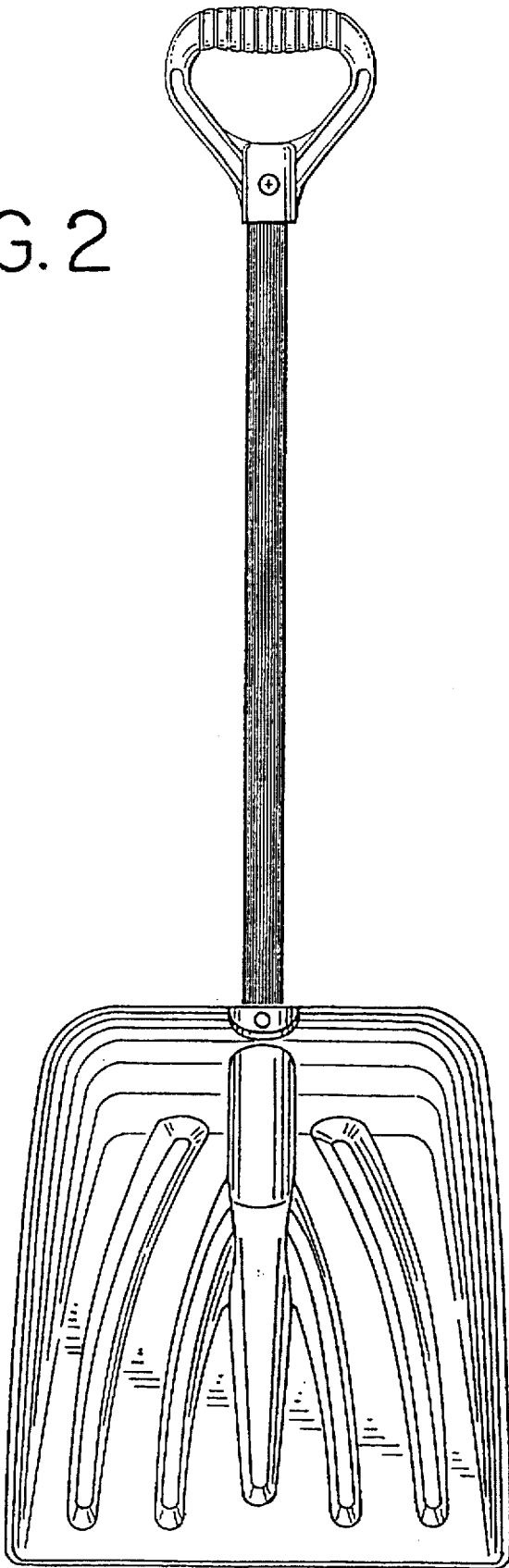


FIG. 3




FIG. 4

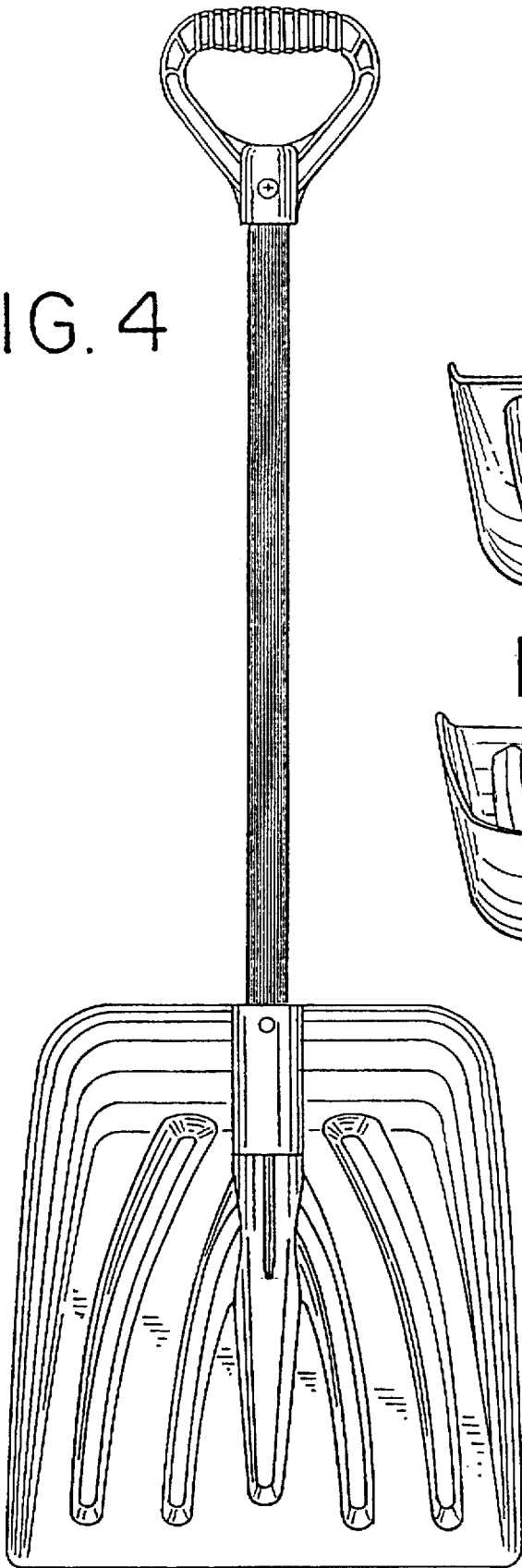


FIG. 5

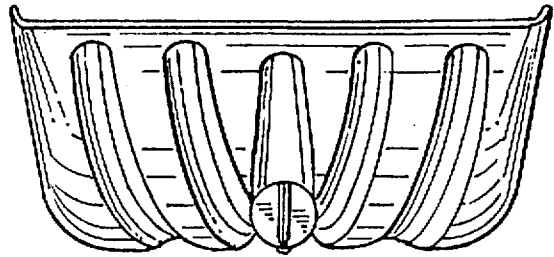


FIG. 6

