



US00D713468S

(12) **United States Design Patent**  
**Sawhney et al.**

(10) **Patent No.:** **US D713,468 S**

(45) **Date of Patent:** **\*\* Sep. 16, 2014**

(54) **GAME CONTROLLER**

(75) Inventors: **Ravi Sawhney**, Thousand Oaks, CA (US); **Lance G. Hussey**, Thousand Oaks, CA (US); **Noureddine Dia Malaeb**, Thousand Oaks, CA (US); **Young A. Bang**, Thousand Oaks, CA (US); **Byron C. Lee**, Thousand Oaks, CA (US)

(73) Assignee: **Wikipad, Inc.**, Los Angeles, CA (US)

(\*\*) Term: **14 Years**

(21) Appl. No.: **29/428,147**

(22) Filed: **Jul. 26, 2012**

(51) **LOC (10) Cl.** ..... **21-01**

(52) **U.S. Cl.**  
USPC ..... **D21/333; D21/324**

(58) **Field of Classification Search**  
USPC ..... D21/324-333; D14/341-346, 356, 432, D14/496, 507, 399-401; 273/148 B; 463/1, 463/29-47; 345/156-161, 168, 169, 172; 341/22, 23

See application file for complete search history.

(56) **References Cited**

**U.S. PATENT DOCUMENTS**

4,969,647	A	*	11/1990	Mical et al.	.....	463/31
5,785,317	A	*	7/1998	Sasaki	.....	273/148 B
6,418,424	B1		7/2002	Hoffberg et al.		
D475,710	S	*	6/2003	Sheehan et al.	.....	D14/401

D492,294	S	*	6/2004	Kim	.....	D14/240
D500,319	S	*	12/2004	Wada	.....	D14/401
D529,493	S	*	10/2006	Ogasawara	.....	D14/356
7,193,165	B2	*	3/2007	Kawanobe et al.	.....	200/5 R
D568,884	S	*	5/2008	Kawanobe et al.	.....	D14/401
7,974,714	B2		7/2011	Hoffberg		
8,031,060	B2		10/2011	Hoffberg		
D656,554	S	*	3/2012	Mar	.....	D21/329
8,165,916	B2		4/2012	Hoffberg et al.		
8,188,842	B2	*	5/2012	Otsuka et al.	.....	340/12.22
8,208,850	B2		6/2012	Jung et al.		
D664,601	S	*	7/2012	Sogabe	.....	D21/329
8,219,028	B1		7/2012	Flamholz		
8,226,474	B2		7/2012	Nguyen et al.		

\* cited by examiner

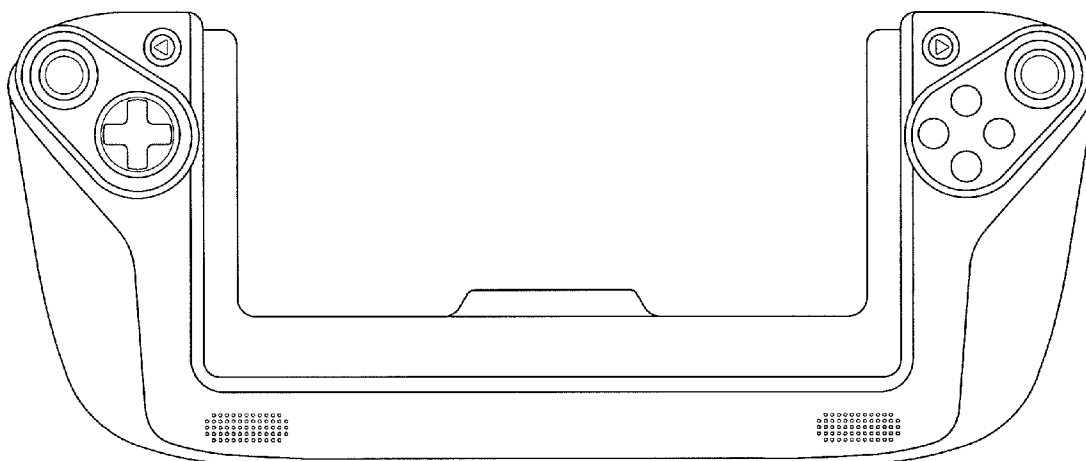
*Primary Examiner* — Prabhakar Deshmukh  
(74) *Attorney, Agent, or Firm* — Hall Estill Attorneys at Law; Daniel P. Dooley

(57) **CLAIM**  
We claim the ornamental design for a game controller, as shown and described.

**DESCRIPTION**

FIG. 1 is a top plan view of a game controller showing our new design;  
FIG. 2 is a bottom plan view thereof;  
FIG. 3 is a left side elevation view thereof;  
FIG. 4 is a right side elevation view thereof;  
FIG. 5 is a front elevation view thereof;  
FIG. 6 is a rear elevation view thereof; and,  
FIG. 7 is a perspective view thereof.

**1 Claim, 6 Drawing Sheets**



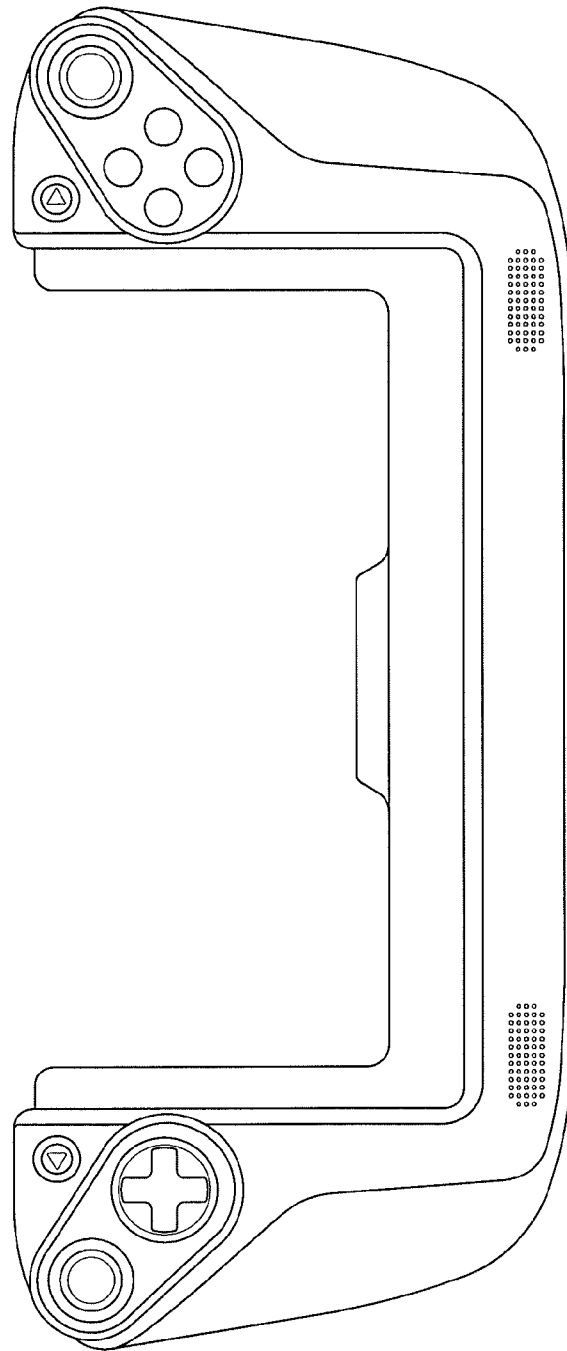


FIG. 1

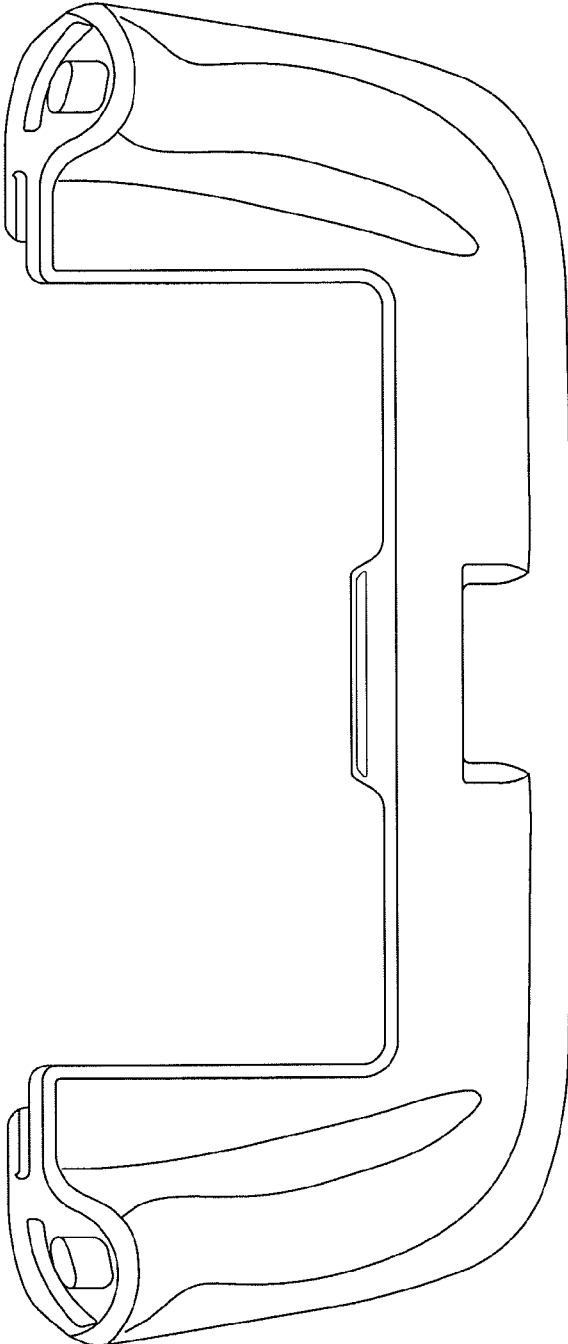


FIG. 2




FIG. 3

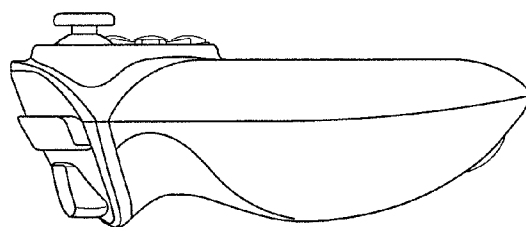


FIG. 4

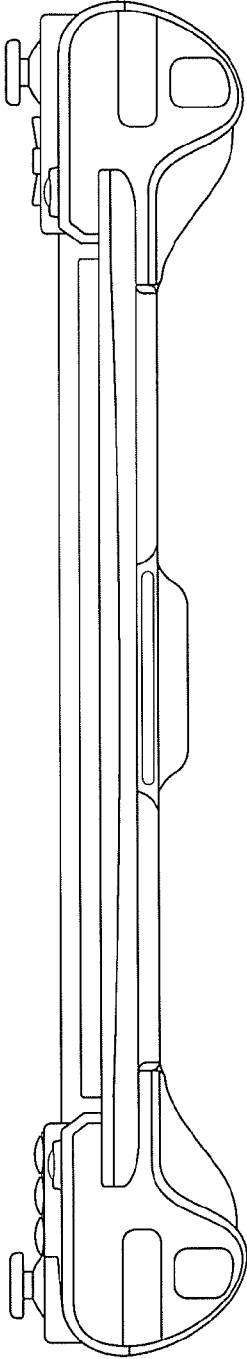


FIG. 5

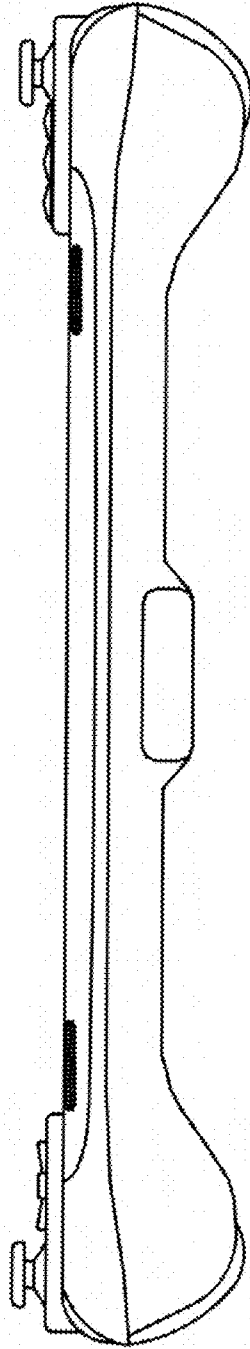


FIG. 6

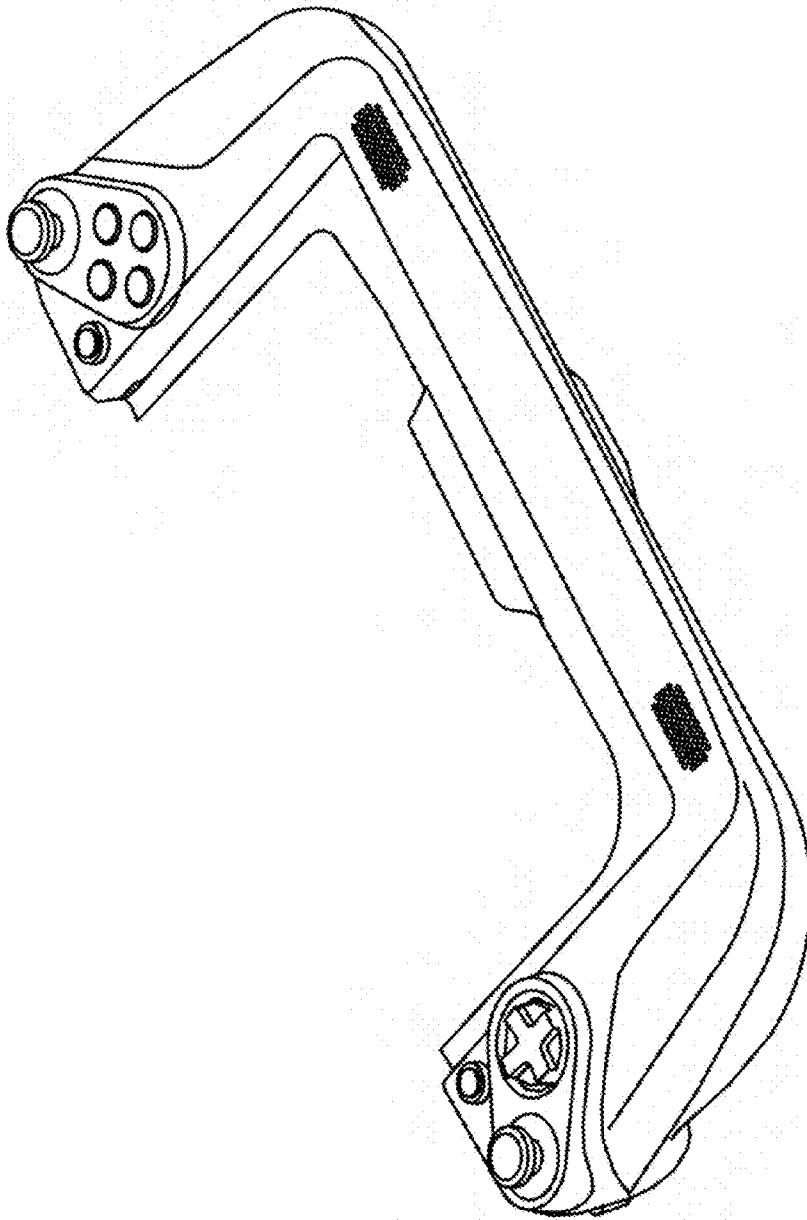


FIG. 7