



US00D419114S

United States Patent [19]

[11] Patent Number: Des. 419,114

Weber et al.

[45] Date of Patent: ** Jan. 18, 2000

[54] TIRE TREAD

[75] Inventors: **Michael Joseph Weber**, Mogadore;
Darrell Edwin Covert, North Canton;
Samuel Patrick Landers, Uniontown;
Craig David Miller, Norton; **Dale**
Gustav Freygang, Akron; **James**
Christopher Stroble, Kent, all of Ohio

[73] Assignee: **The Goodyear Tire & Rubber**
Company, Akron, Ohio

[**] Term: **14 Years**

[21] Appl. No.: **29/097,882**

[22] Filed: **Dec. 16, 1998**

Related U.S. Application Data

[63] Continuation-in-part of application No. 29/085,748, Mar. 30, 1998, Pat. No. Des. 405,741.

[51] **LOC (7) Cl.** **12-15**

[52] **U.S. Cl.** **D12/143**

[58] **Field of Search** D12/136-152;
152/209.1, 209.8, 209.9, 209.11, 209.12,
209.13, 209.16, 209.18, 209.19, 209.21,
209.28, 900, 901, 902, 903

[56] **References Cited**

U.S. PATENT DOCUMENTS

D. 72,608	3/1927	Greer .	
D. 254,368	3/1980	Smajd	D12/141
D. 265,306	7/1982	Kojima et al.	12/147
D. 277,272	1/1985	Sladky et al.	12/146
D. 301,024	5/1989	Himuro et al.	12/147
D. 304,166	10/1989	Graas	12/143
D. 304,561	11/1989	Caretta	12/147
D. 309,883	8/1990	Barnett	D12/143
D. 314,363	2/1991	Adam	12/147
D. 316,239	4/1991	Tsuda et al.	12/145
D. 338,178	8/1993	Yamashita	12/141
D. 350,095	8/1994	Anderson et al.	D12/147
D. 367,445	2/1996	Attinello et al.	12/141
D. 371,095	6/1996	Manestar	D12/146
D. 377,330	1/1997	Kakegawa et al.	12/147

D. 379,335	5/1997	Aikawa et al.	D12/147
D. 382,236	8/1997	Kakegawa et al.	12/147
D. 384,606	10/1997	McKisson	D12/146
D. 387,711	12/1997	Shirai et al.	D12/147
D. 390,517	2/1998	Guspodin et al.	D12/147
D. 391,906	3/1998	Kousaie	D12/147
D. 392,226	3/1998	Howald et al.	D12/141
D. 405,741	2/1999	Weber et al.	D12/147
4,416,317	11/1983	Caretta	152/209
5,529,101	6/1996	Croyle et al.	152/209 R

OTHER PUBLICATIONS

Seiberling Falcon Sport Radial Tire, Jan. 1995 Tread Design Guide, p. 62.
Ultra-Tech Radial GT Tire, Jan. 1995 Tread Design Guide, p. 71.
Goodyear Workhorse Radial Tire, Jan. 1995 Tread Design Guide, p. 95.
Co-Op Pacemark SR Tire, Feb. 1996 Tread Design Guide, p. 17.
Pos-A-Traction Miramas SPR Tire, Feb. 1996 Tread Design Guide, p. 59.
Co-Pending Patent Application Serial No. 29/085,748 filed Mar. 30, 1998.

Primary Examiner—Robert M. Spear
Attorney, Agent, or Firm—T P Lewandowski

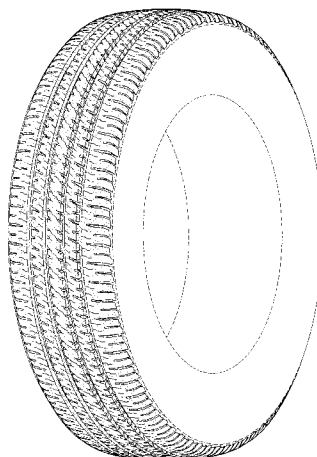
[57] **CLAIM**

The ornamental design for a tire tread, as shown and described.

DESCRIPTION

FIG. 1 is a perspective view of a tire tread showing our new design, it being understood that the pattern repeats uniformly throughout the circumference of the tread;
FIG. 2 is a front elevational view thereof;
FIG. 3 is a side elevational view thereof, the opposite side elevational view being identical thereto; and,
FIG. 4 is an enlarged fragmentary perspective view.
In the drawings, the broken lines defining the inner bead of the sidewall and the peripheral boundary between the tire tread and the sidewall are for illustrative purposes only and form no part of the claimed design.

1 Claim, 4 Drawing Sheets



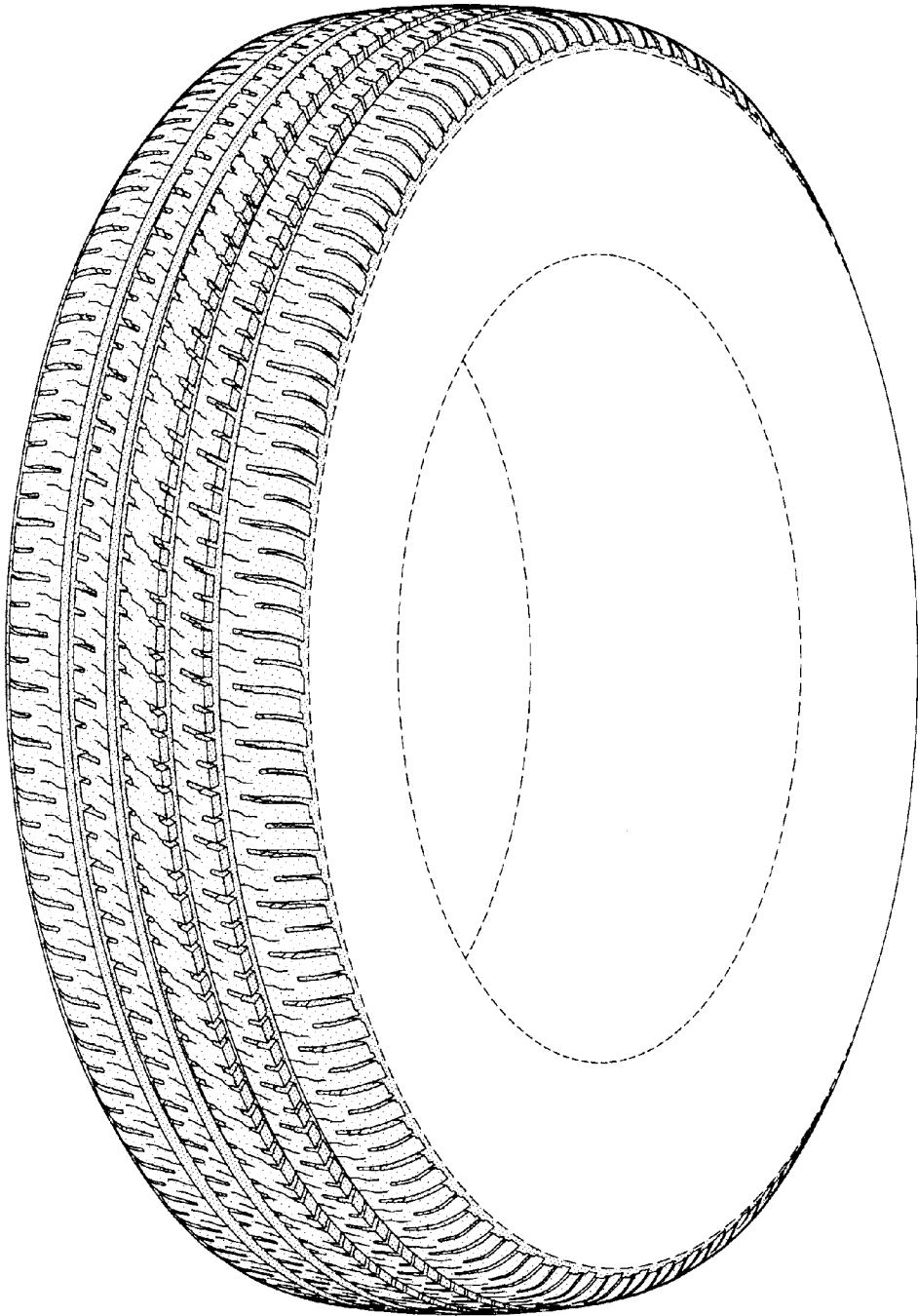


FIG-1

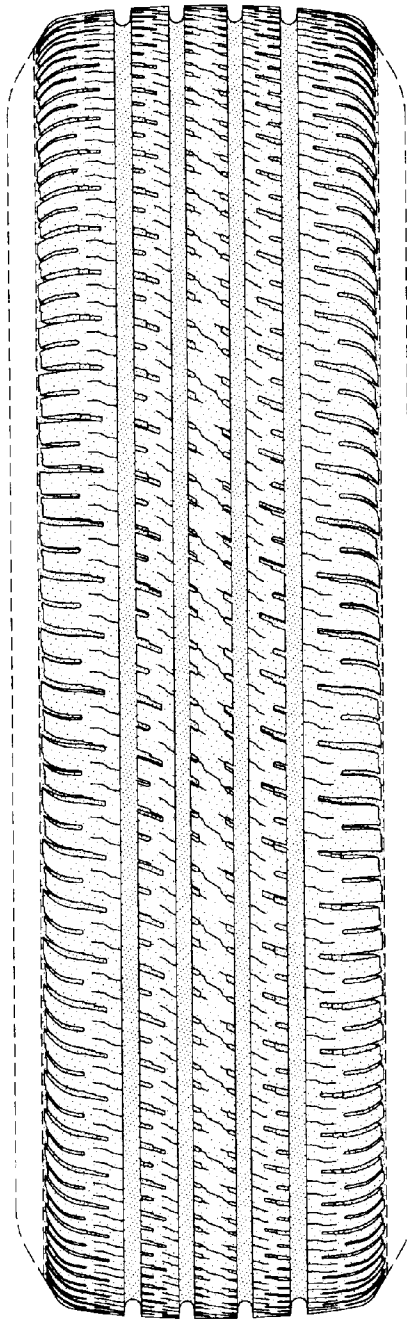


FIG-2

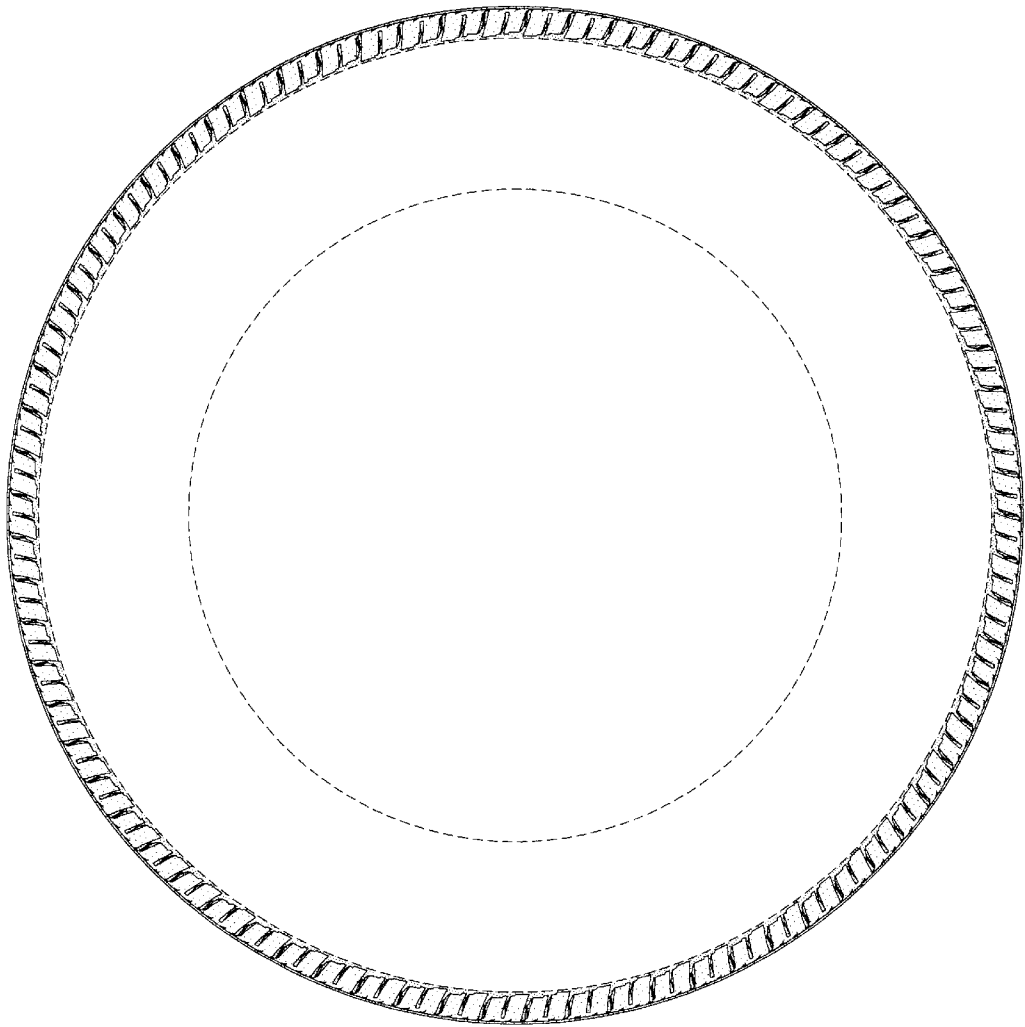


FIG-3

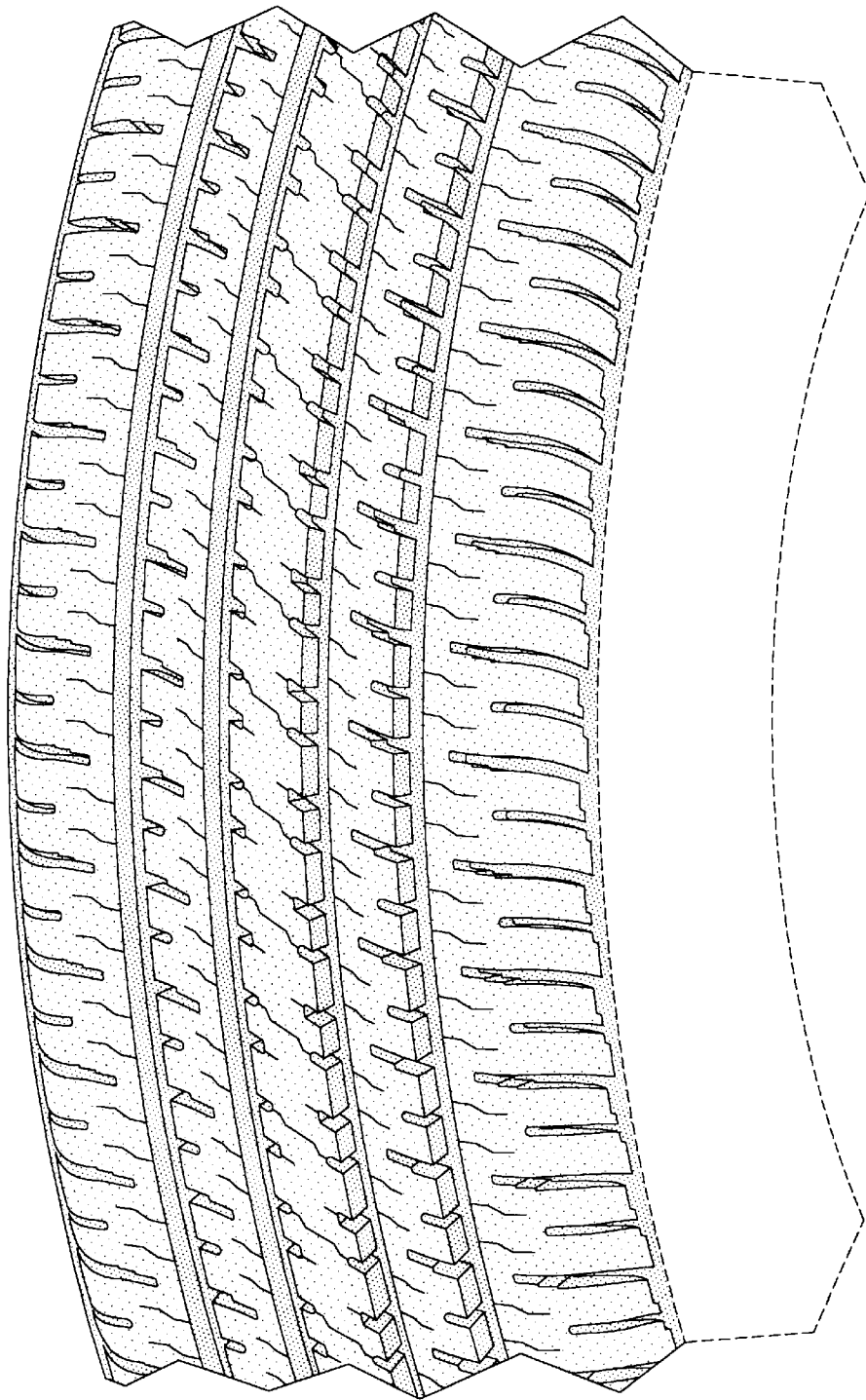


FIG-4