

[54] DESK

[75] Inventors: Kevin Curran, Mount Royal; Charles H. Brunet, Montreal, both of Canada

[73] Assignee: B.F.R. Home Care, Inc., Dorval, Canada

[\*\*] Term: 14 Years

[21] Appl. No.: 539,259

[22] Filed: Oct. 5, 1983

[30] Foreign Application Priority Data

Apr. 5, 1983 [CA] Canada ..... 05-04-83-9

[52] U.S. Cl. .... D6/426

[58] Field of Search ..... D6/397, 421, 422, 423, D6/424, 425, 426, 427, 428, 335, 336; 312/194, 195, 196

[56] References Cited

U.S. PATENT DOCUMENTS

- D. 105,836 8/1937 Brainard ..... D6/426
- D. 142,526 10/1945 Myers ..... D6/422
- D. 161,168 12/1950 Eisenberg ..... D6/422

- D. 164,584 9/1951 Koegel ..... D6/425
- D. 165,707 1/1952 Buehler ..... D6/422 X
- D. 223,582 5/1972 Ball ..... D6/422
- D. 239,344 3/1976 Tam et al. .... D6/336
- D. 252,480 7/1979 Gravert ..... D6/397
- D. 270,025 8/1983 Koves ..... D6/422


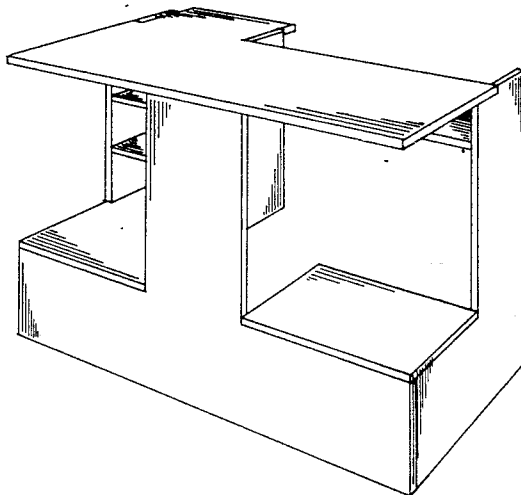
Primary Examiner—Carmen H. Vales  
Attorney, Agent, or Firm—Swabey, Mitchell, Houle, Marcoux & Sher

[57] CLAIM

The ornamental design for a desk, as shown and described.

DESCRIPTION

FIG. 1 is a front perspective view of a desk showing our new design; FIG. 2 is a right rear perspective view thereof; FIG. 3 is a top plan view thereof; FIG. 4 is a front elevational view thereof; FIG. 5 is a right side elevational view thereof; FIG. 6 is a left side elevational view thereof; FIG. 7 is a left rear perspective view thereof; and FIG. 8 is a rear elevational view thereof.



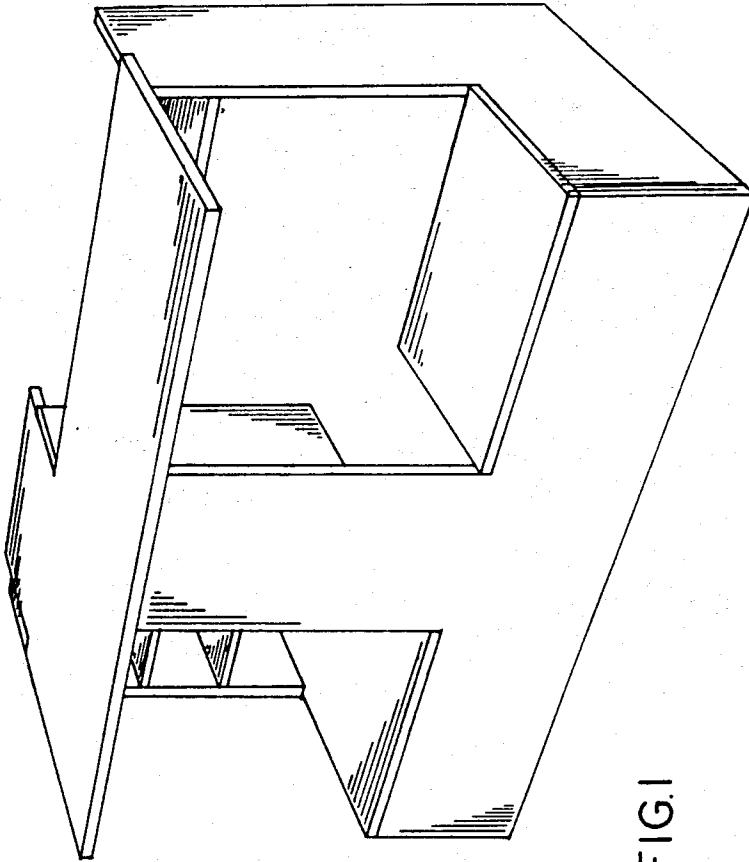


FIG. 1

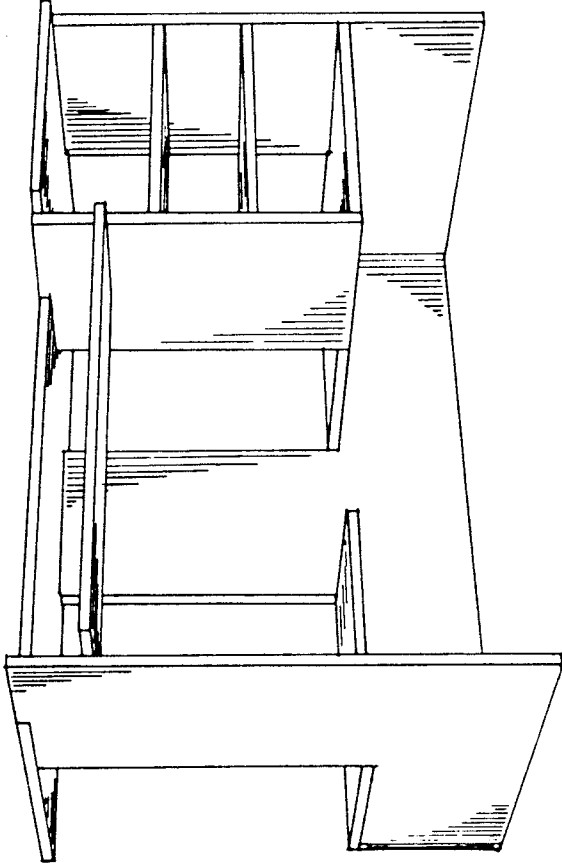


FIG.2

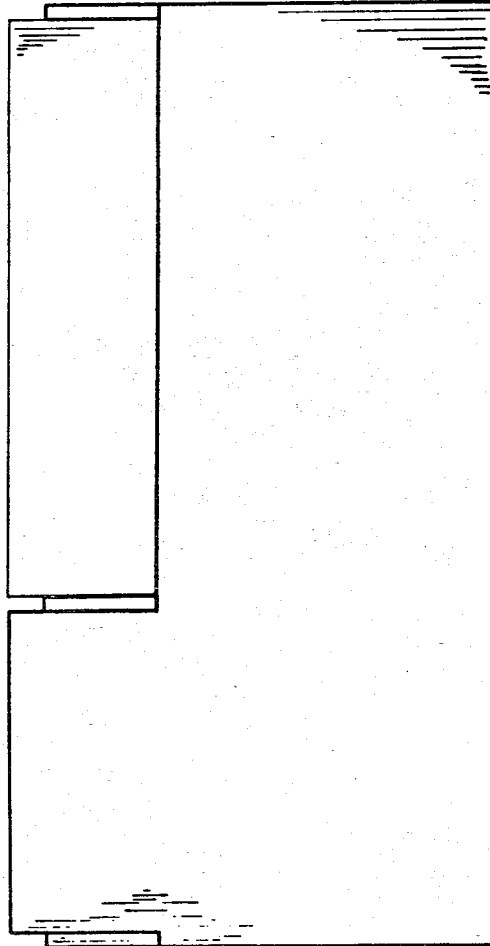


FIG.3

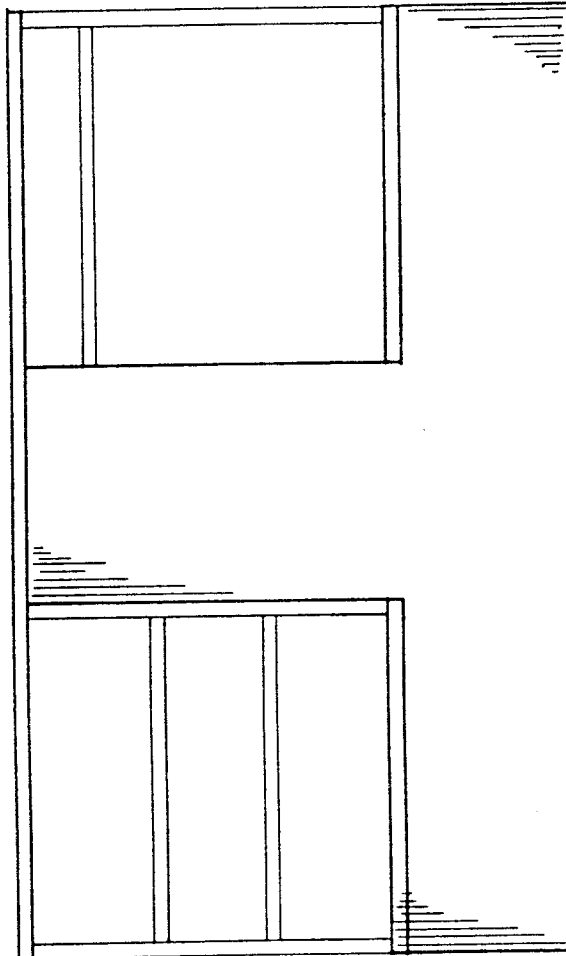


FIG. 4

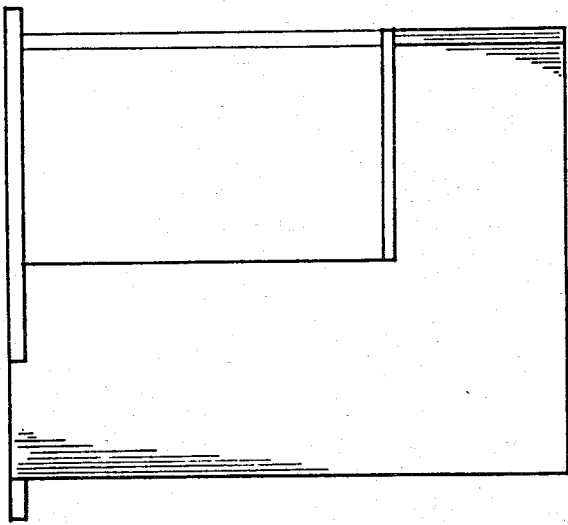


FIG. 6

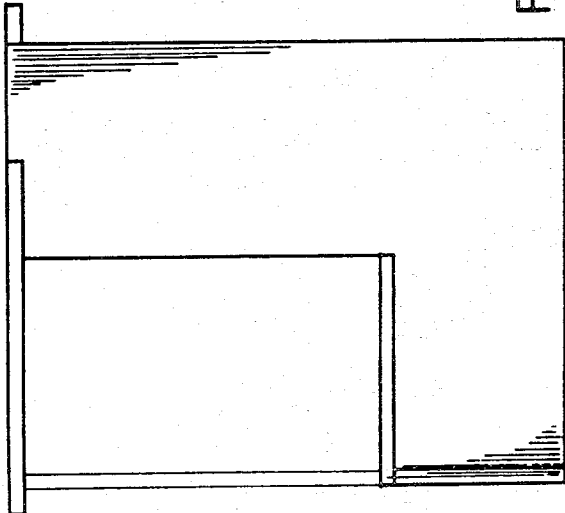


FIG. 5

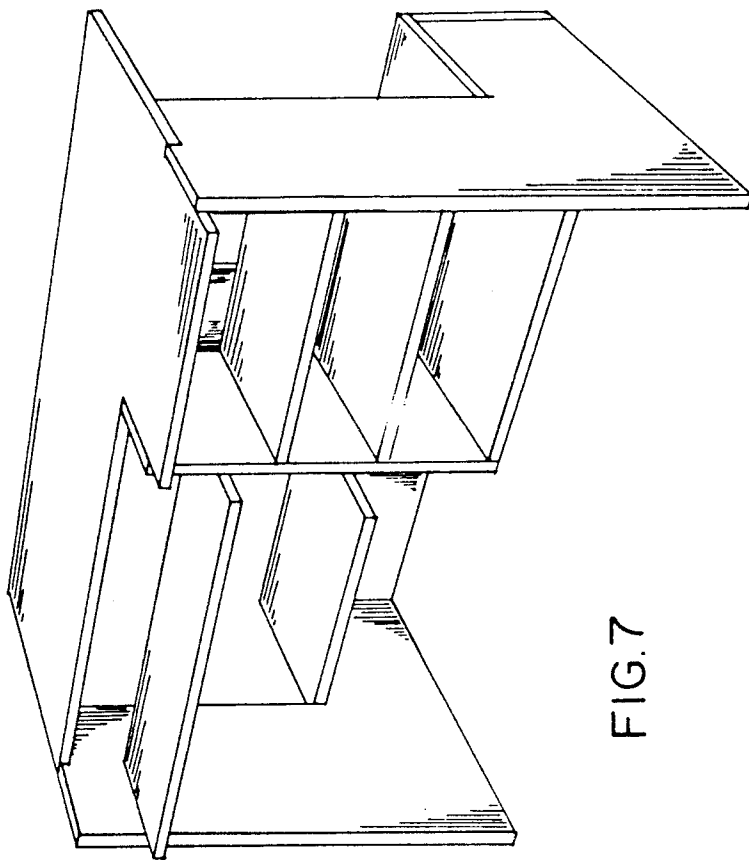


FIG.7

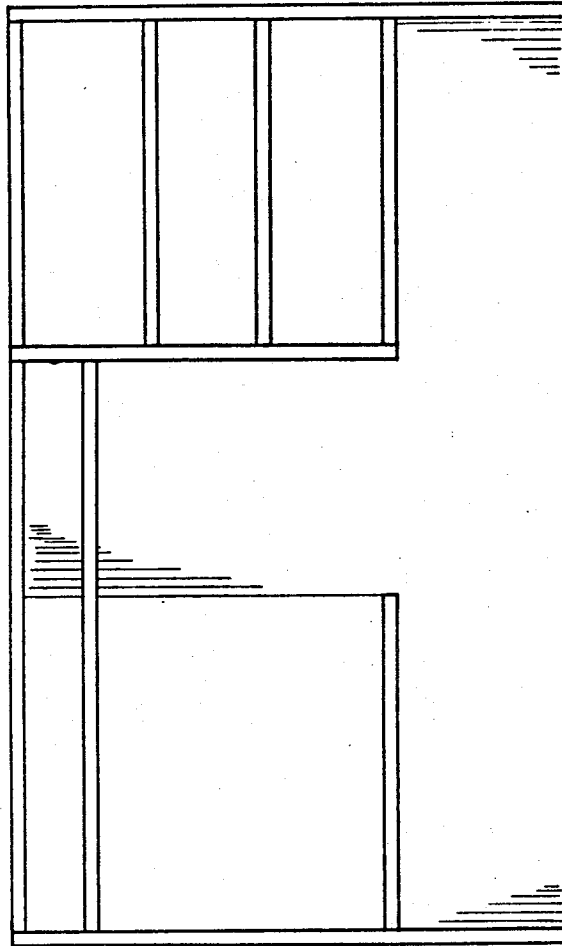


FIG. 8