



US00D538096S

(12) **United States Design Patent**
Bartell et al.

(10) **Patent No.:** **US D538,096 S**

(45) **Date of Patent:** **** Mar. 13, 2007**

(54) **PLACEMAT WITH SPILL COLLECTOR**

(75) Inventors: **Lindy Lee Bartell**, Portland, OR (US);
Christopher James Bartell, Portland,
OR (US); **Ichiang Sun**, Portland, OR
(US)

(73) Assignee: **Smarty Parents Inc.**, Portland, OR
(US)

(**) Term: **14 Years**

(21) Appl. No.: **29/237,621**

(22) Filed: **Sep. 1, 2005**

(51) **LOC (8) Cl.** **06-13**

(52) **U.S. Cl.** **D6/616; D5/613**

(58) **Field of Classification Search** D6/610-617;
150/154, 155, 158; D7/550.1, 553.2, 624.1;
99/375

See application file for complete search history.

(56) **References Cited**

U.S. PATENT DOCUMENTS

3,637,454 A * 1/1972 Pavernick D6/614
D331,191 S * 11/1992 Ventola et al. D7/553.2

D423,271 S * 4/2000 Brock D6/616
D448,232 S * 9/2001 Wilkinson D6/613
6,746,735 B2 * 6/2004 Snedeker 428/34.1

* cited by examiner

Primary Examiner—Louis S. Zarfes

Assistant Examiner—Anhdao Doan

(74) *Attorney, Agent, or Firm*—Ipsolon llp

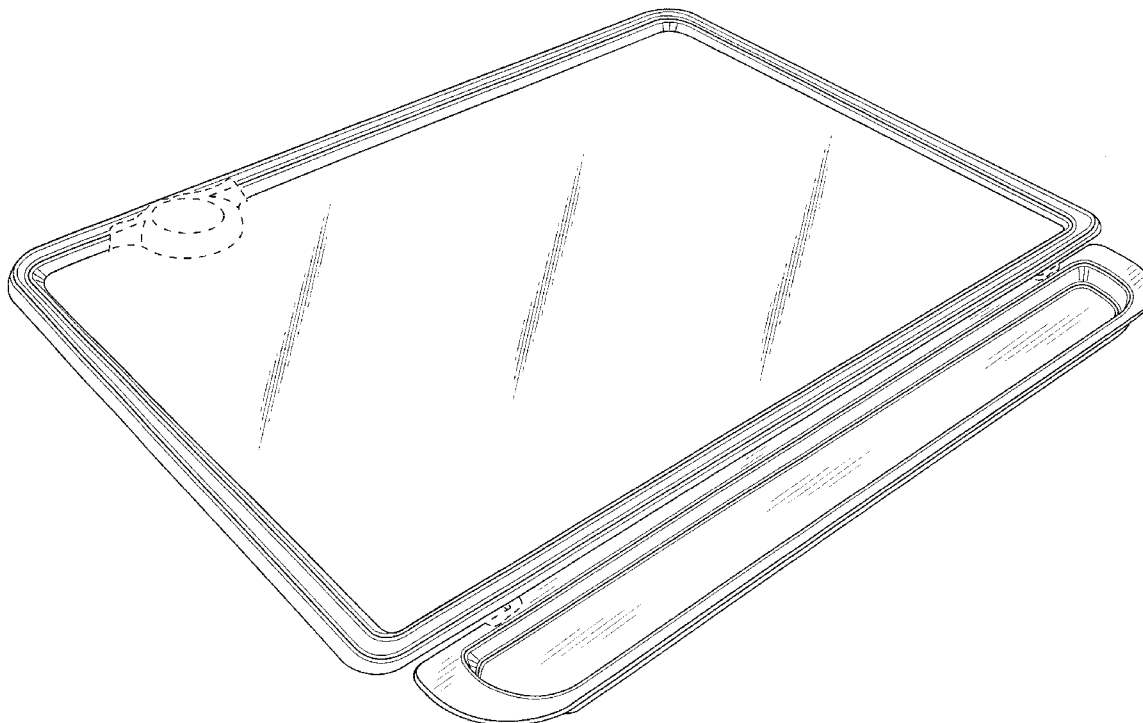
(57) **CLAIM**

We claim the ornamental design for a placemat with spill collector, as shown and described.

DESCRIPTION

FIG. 1 is a bottom, left, front perspective view of the placemat with spill collector;
FIG. 2 is top side elevation view thereof;
FIG. 3 is a front elevation view thereof;
FIG. 4 is a bottom side elevation view thereof
FIG. 5 is left side elevation view thereof, the right side being mirror image of the side shown; and,
FIG. 6 is a back elevation view thereof.
The broken lines in the drawings are for illustrative purposes only and form no part of the claimed design.

1 Claim, 3 Drawing Sheets



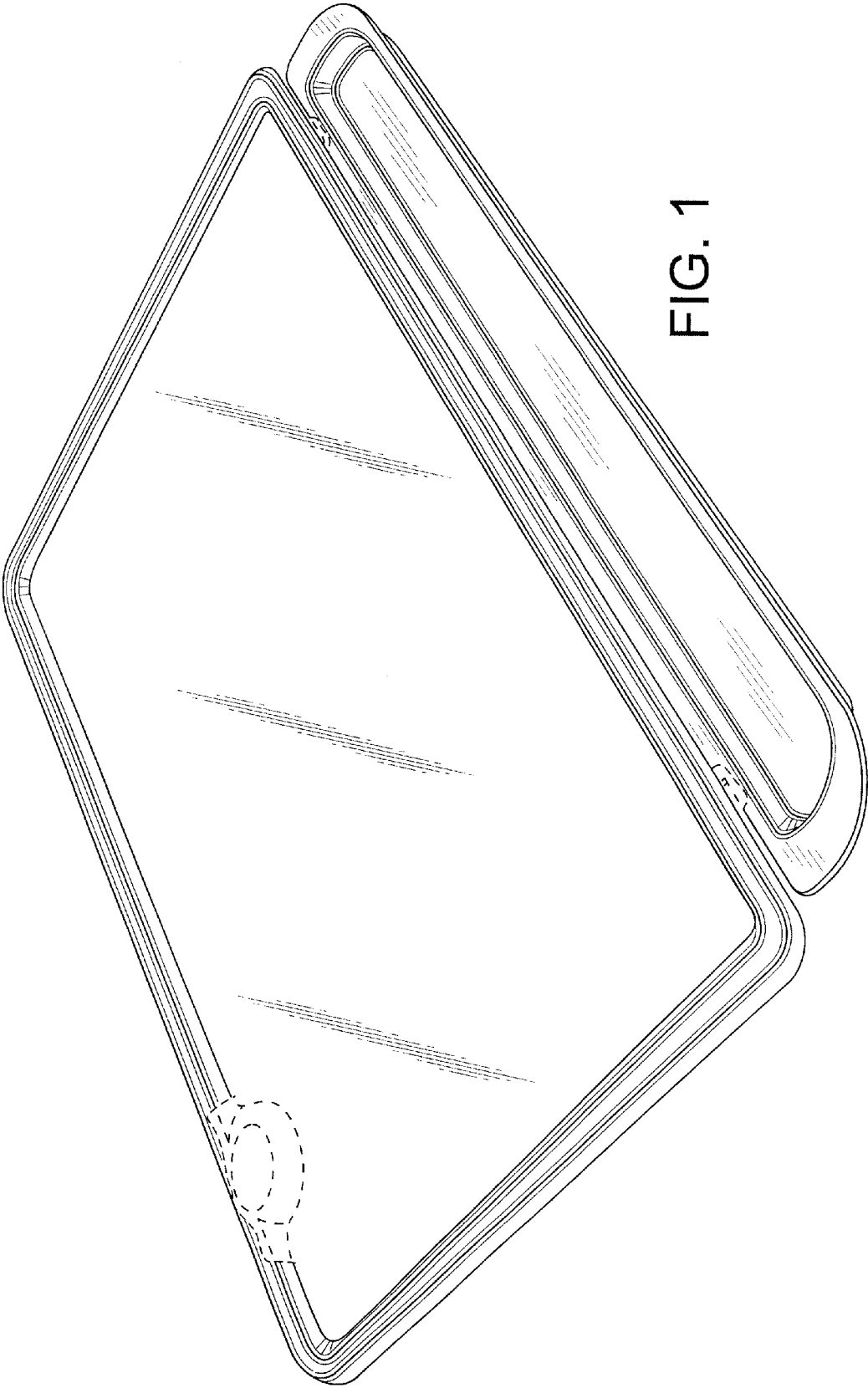


FIG. 1



FIG. 2

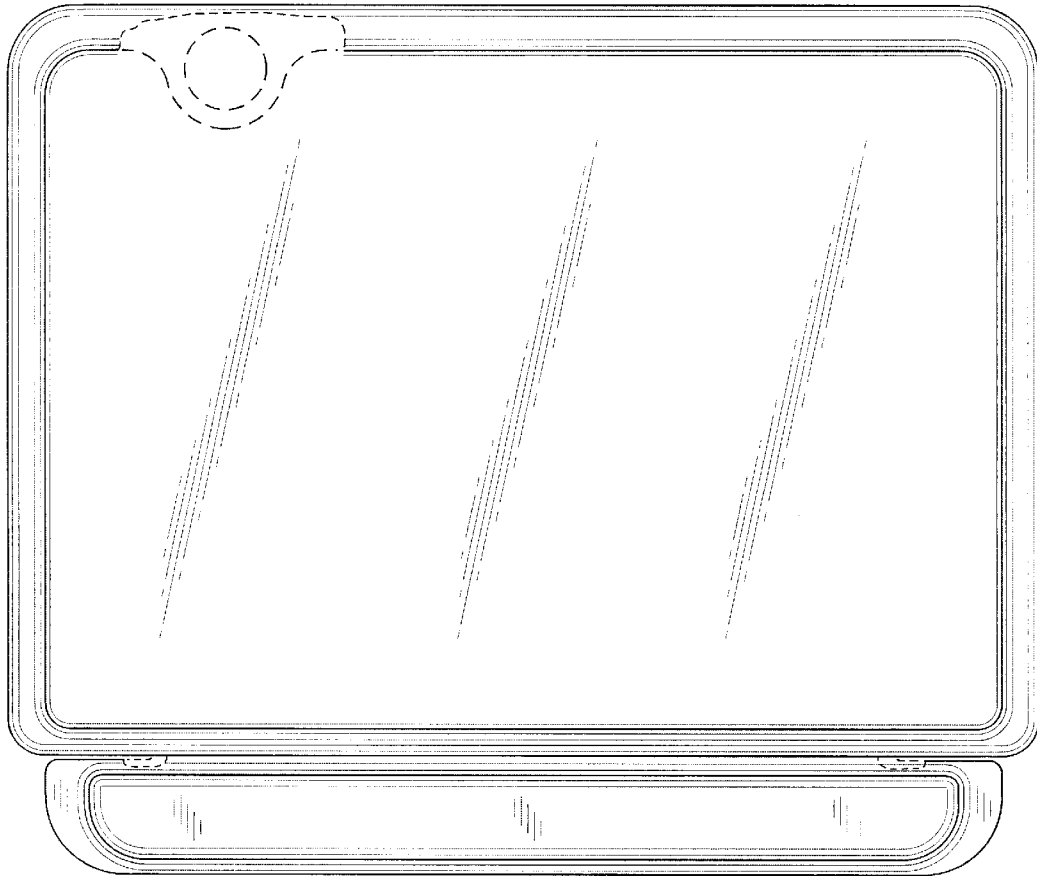


FIG. 3



FIG. 4




FIG. 5

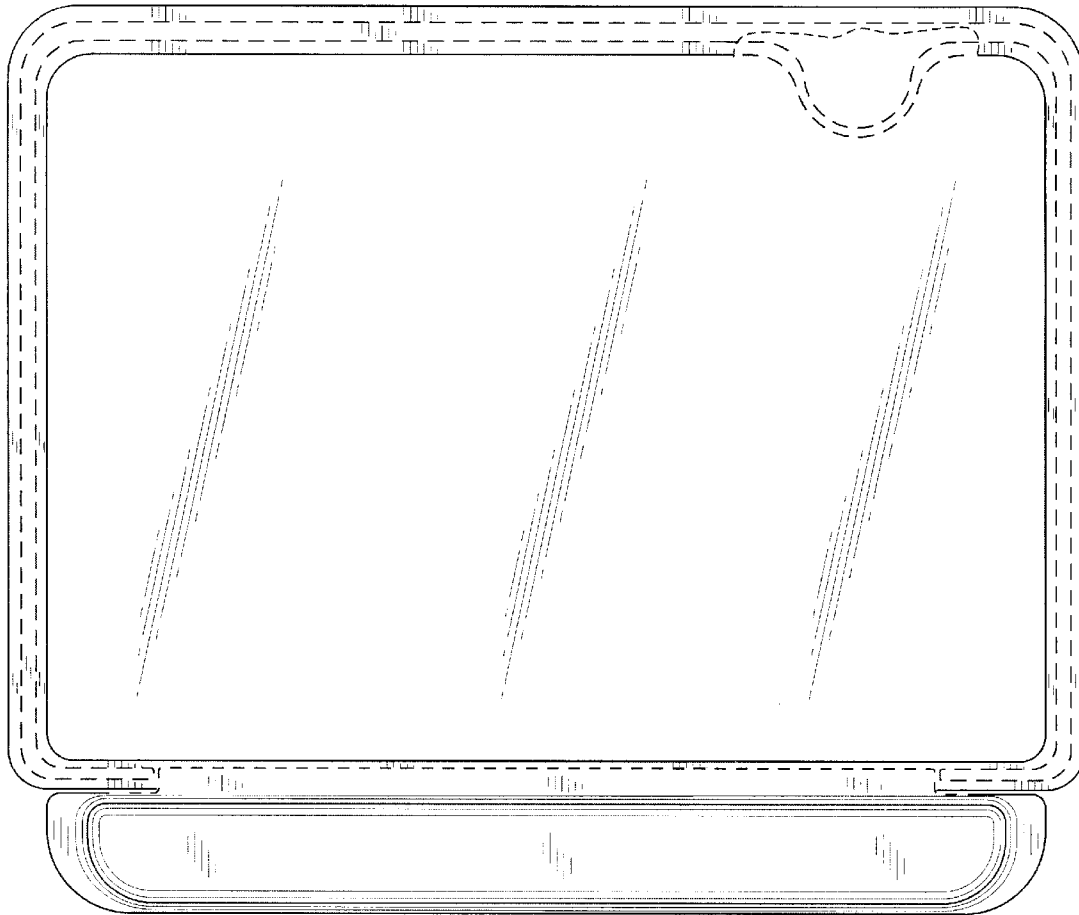


FIG. 6