

Nov. 10, 1953

J. TARRIS

2,658,773

GOLF SCORE CARDHOLDER

Filed Oct. 20, 1951

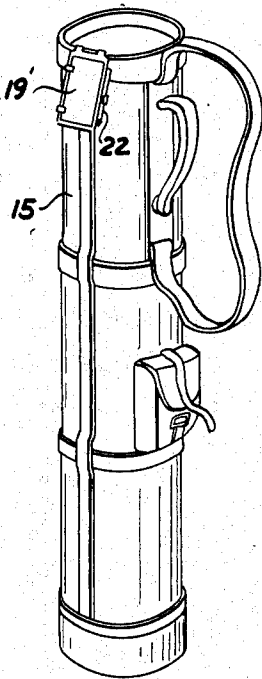


Fig. 1

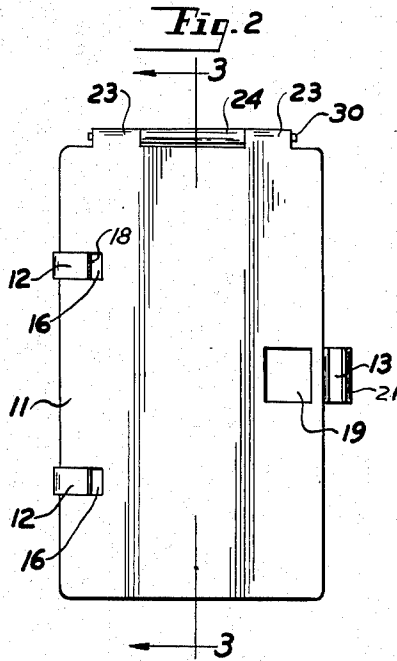


Fig. 2

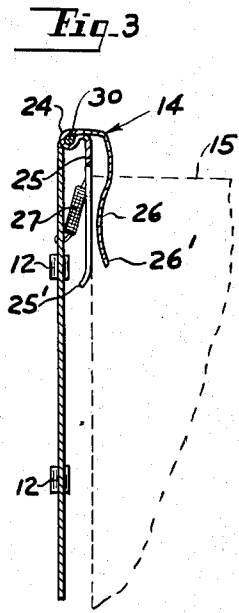


Fig. 3

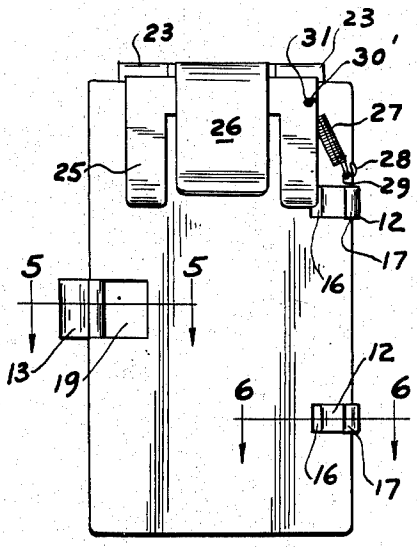


Fig. 4

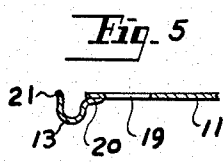


Fig. 5

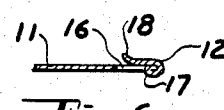


Fig. 6

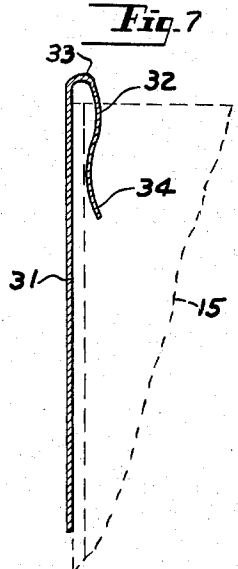


Fig. 7

INVENTOR.
JOSEPH TARRIS.

BY
Robert A. Sloman
ATTORNEY.

UNITED STATES PATENT OFFICE

2,658,773

GOLF SCORE CARDHOLDER

Joseph Tarris, Lincoln Park, Mich.

Application October 20, 1951, Serial No. 252,370

3 Claims. (Cl. 281-44)

1

This invention relates to a score card holder adapted for use in conjunction with a golf bag.

It is the object of the present invention to provide a simple and inexpensive golf card holder which may be removably mounted upon a portion of the golf club carrying bag to permit ready access to the one carrying the bag.

It is the further object of this invention to provide a holder which includes a plate so formed as to provide card receiving clips as well as a pencil holding clip.

These and other objects will be seen from the following specification and claims in conjunction with the appended drawing in which:

Fig. 1 is a perspective view of a golf club bag showing the card holder mounted thereon.

Fig. 2 is a front elevational view of the card holder.

Fig. 3 is a section taken on line 3-3 of Fig. 2.

Fig. 4 is a rear elevational view of the card holder.

Fig. 5 is a fragmentary section taken on line 5-5 of Fig. 4.

Fig. 6 is a fragmentary section taken on line 6-6 of Fig. 4; and

Fig. 7 is an elevational section similar to Fig. 3 but showing the holder clip integral therewith.

It will be understood that the above drawing illustrates merely a preferred embodiment of the invention, and that other embodiments are contemplated within the scope of the claims hereafter set forth.

Referring to the drawing the card holder includes the flat preferably metallic plate 11 which is formed with a pair of horizontally arranged vertically spaced clips 12 adjacent one upright edge thereof and with a third pencil securing clip 13 upon the upright edge, upon its opposite side.

There is also provided an attaching clip at the upper end of plate 11 which is generally indicated at 14 in Fig. 3 and which is adapted to fit over a portion of the golf club bag 15, preferably at its upper open end.

While it is contemplated that the card securing clips 12 may be formed separately and suitably secured to plate 11, in the present embodiment the clips 12 form an integral part of said plate. Said clips are formed as shown in Fig. 6 by cutting out portions of the plate 11 upon three sides and bending the cut out portion rearwardly as at 17 defining the rectangular opening 16 in plate 11.

The clips 12 are curved 180 degrees upwardly

2

and around the corresponding upright edge of said plate and terminate in the card receiving out-turned portions 18, to facilitate insertion of the edge of the card 19 thereunder.

The pencil securing clip is similarly formed by cutting out a portion of the plate 11 upon three sides defining the rectangular opening 19. The portion of the plate 11 included within the opening 19, as shown in Fig. 5 is bent downwardly and outwardly as at 20, and further formed into U-shape as at 13. The clip 13 has an outer upright wall portion substantially at right angles to the plane of the plate 11 and terminates at its upper edge in the out-turned lip 21, which facilitates insertion of the pencil 22 within said clip, as shown in Fig. 1.

Here also while the clip 13 could be formed separately and suitably secured to plate 11, the preferred embodiment shows said clip as an integral part of the flat plate 11.

The upper end of the plate 11 has a pair of spaced hinge elements 23 which are formed as extensions of plate 11 and are turned over into substantially circular form for receiving the hinge pin 30.

The mounting clip includes the curved substantially circular portion 24 which is mounted upon the pin 30 and positioned between hinge elements 23. Said clip includes the bifurcated plate 25 and the rearwardly spaced spring clip element 26. Clip elements 25 are adapted to bear against the outer surface of the golf bag 15, and are out-turned at their free ends as at 25' to facilitate mounting of clip 14 over a portion of the bag 15. Similarly, the clip element 26 has an oppositely arranged out-turned end portion 26' which cooperates with the interior surface of the bag 15 or the portion thereof over which the clip may be mounted.

Coiled spring 27 is interposed between plate 11 and pivotal clip 14 with the ends 28 and 30' of said spring retained within corresponding openings 29 and 31 in the plate 11 and the clip element 25 respectively.

A slight variation is shown in Fig. 7 wherein the plate 31 is intended to be the same as plate 11 as to the clips 12 and 13, however; the mounting clip is formed as an integral part of plate 31, being curved rearwardly and downwardly as at 33 and 32 and has an out-turned lip 34 at its lower end to facilitate mounting over the bag 15.

Having described my invention reference should now be had to the claims which follow for determining the scope thereof.

3

I claim:

1. A score card holder adapted for use on a golf bag comprising a flat rectangular plate, a pair of resilient vertically spaced horizontally arranged clips upon said plate adjacent one upright edge thereof, a hinged mounting clip spaced from the rear of said plate, said latter clip including a pair of elongated elements horizontally spaced at different distances rearwardly of and substantially parallel to said plate adapted to receive a portion of a golf bag therebetween, a U-shaped pencil supporting clip upon said plate adjacent its other upright edge and aligned therewith, and a coiled spring inter-connecting and joined at its ends to portions of said plate and hinged clip normally maintaining a substantially parallel relation between said plate and clip, and permitting upward tilting of said plate to facilitate marking of a card secured thereon.

2. A score card holder adapted for use on a golf bag comprising a flat rectangular plate, a pair of resilient vertically spaced horizontally arranged clips, each punched out on three sides from said plate adjacent one upright edge thereof, each being bent outwardly and around said upright edge and extending parallel to the front surface of said plate, with their outer ends out-turned, a mounting clip spaced from the rear of said plate hingedly joined at its upper end to the upper end of said plate, said latter clip including a pair of elongated horizontally and rearwardly spaced elements substantially parallel to said plate, adapted to receive a portion of a golf bag therebetween, a U-shaped pencil supporting clip upon said plate adjacent its other upright edge and aligned therewith, and a coiled spring inter-connecting and joined at its ends to portions of said plate and hinged clip normally maintaining a substantially parallel relation between said plate and clip, and permitting upward tilting of said

4

plate to facilitate marking of a card secured thereon.

3. A score card holder adapted for use on a golf bag comprising a flat rectangular plate, a pair of resilient vertically spaced horizontally arranged clips punched out on three sides from said plate adjacent one upright edge thereof, each bent rearwardly and around said upright edge and extending parallel to the front surface of said plate with their outer ends out-turned, a resilient pencil supporting clip punched out on three sides from said plate bent rearwardly and around the opposite upright edge of said plate and formed into U-shape, a mounting clip spaced from the rear of said plate hingedly joined at its upper end to the upper end of said plate, said latter clip including a bifurcated flexible element, and a rearwardly spaced tongue arranged substantially parallel to and intermediate the bifurcations of said element adapted for receiving a portion of a bag therebetween, and a coiled spring inter-connecting and joined at its ends to portions of said plate and hinged clip normally maintaining a substantially parallel relation between said plate and clip, and permitting upward tilting of said plate to facilitate markings of a card secured thereon.

JOSEPH TARRIS.

References Cited in the file of this patent
UNITED STATES PATENTS

| Number | Name | Date |
|-----------|---------|---------------|
| 1,521,481 | Spencer | Dec. 30, 1924 |
| 1,667,193 | Coleman | Apr. 24, 1928 |
| 1,800,362 | Shipman | Apr. 14, 1931 |
| 1,815,024 | Foster | July 14, 1931 |
| 1,890,840 | Brewer | Dec. 13, 1932 |
| 2,528,695 | King | Nov. 7, 1950 |
| 2,614,305 | Yearley | Oct. 21, 1952 |