



(86) Date de dépôt PCT/PCT Filing Date: 2012/05/17  
 (87) Date publication PCT/PCT Publication Date: 2012/11/22  
 (85) Entrée phase nationale/National Entry: 2013/11/15  
 (86) N° demande PCT/PCT Application No.: US 2012/038417  
 (87) N° publication PCT/PCT Publication No.: 2012/158957  
 (30) Priorités/Priorities: 2011/05/17 (US61/487,249);  
 2011/08/11 (US61/522,652)

(51) Cl.Int./Int.Cl. *A61K 31/444* (2006.01),  
*A61K 31/435* (2006.01), *A61K 31/437* (2006.01),  
*A61K 31/4439* (2006.01), *A61K 31/497* (2006.01),  
*A61K 31/501* (2006.01), *A61K 31/506* (2006.01)

(71) Demandeur/Applicant:  
 PLEXXIKON INC., US

(72) Inventeurs/Inventors:  
 ZHANG, CHAO, US;  
 BOLLAG, GIDEON, US;  
 HABETS, GASTON, US;  
 ZHANG, JIAZHONG, US;  
 IBRAHIM, PRABHA N., US;  
 WU, GUOXIAN, US

(74) Agent: MBM INTELLECTUAL PROPERTY LAW LLP

(54) Titre : MODULATION DE KINASE ET INDICATIONS POUR CELLE-CI  
 (54) Title: KINASE MODULATION AND INDICATIONS THEREFOR

(57) Abrégé/Abstract:

Compounds, compositions and methods useful for treatment of Flt3-mediated diseases or conditions are provided herewith. Also provided herewith are methods for modulating the receptor protein tyrosine like kinase 3(Flt3).



(12) INTERNATIONAL APPLICATION PUBLISHED UNDER THE PATENT COOPERATION TREATY (PCT)

(19) World Intellectual Property  
Organization  
International Bureau(43) International Publication Date  
22 November 2012 (22.11.2012)

WIPO | PCT

(10) International Publication Number  
WO 2012/158957 A2

- (51) **International Patent Classification:**  
*A61K 31/4745* (2006.01)
- (21) **International Application Number:**  
PCT/US2012/038417
- (22) **International Filing Date:**  
17 May 2012 (17.05.2012)
- (25) **Filing Language:** English
- (26) **Publication Language:** English
- (30) **Priority Data:**  
61/487,249 17 May 2011 (17.05.2011) US  
61/522,652 11 August 2011 (11.08.2011) US
- (71) **Applicant** (*for all designated States except US*):  
**PLEXXIKON INC.** [US/US]; 91 Bolivar Drive, Suite A,  
Berkeley, CA 94710 (US).
- (72) **Inventors; and**
- (75) **Inventors/Applicants** (*for US only*): **ZHANG, Chao**  
[US/US]; 397 Springfield Plaza, Moraga, CA 94556 (US).  
**BOLLAG, Gideon** [US/US]; 168 Alice Lane, Orinda,  
California 94563 (US). **HABETS, Gaston** [US/US]; 410  
Beatrice Road, Pleasant Hill, California 94523 (US).  
**ZHANG, Jiazhong** [CN/US]; 888 Foster City Blvd., Apt.  
Q4, Foster City, CA 94404 (US). **IBRAHIM, Prabha N.**  
[US/US]; 3380 Lubich Drive, Mountain View, CA 94040  
(US). **WU, Guoxian** [US/US]; 489 Chesapeake Avenue,  
Foster City, CA 94404 (US).
- (74) **Agent:** **REITER, Stephen E.**; Foley & Lardner LLP, 3579  
Valley Centre Drive, Suite 300, San Diego, California  
92130 (US).
- (81) **Designated States** (*unless otherwise indicated, for every  
kind of national protection available*): AE, AG, AL, AM,  
AO, AT, AU, AZ, BA, BB, BG, BH, BR, BW, BY, BZ,  
CA, CH, CL, CN, CO, CR, CU, CZ, DE, DK, DM, DO,  
DZ, EC, EE, EG, ES, FI, GB, GD, GE, GH, GM, GT, HN,  
HR, HU, ID, IL, IN, IS, JP, KE, KG, KM, KN, KP, KR,  
KZ, LA, LC, LK, LR, LS, LT, LU, LY, MA, MD, ME,  
MG, MK, MN, MW, MX, MY, MZ, NA, NG, NI, NO, NZ,  
OM, PE, PG, PH, PL, PT, QA, RO, RS, RU, RW, SC, SD,  
SE, SG, SK, SL, SM, ST, SV, SY, TH, TJ, TM, TN, TR,  
TT, TZ, UA, UG, US, UZ, VC, VN, ZA, ZM, ZW.
- (84) **Designated States** (*unless otherwise indicated, for every  
kind of regional protection available*): ARIPO (BW, GH,  
GM, KE, LR, LS, MW, MZ, NA, RW, SD, SL, SZ, TZ,  
UG, ZM, ZW), Eurasian (AM, AZ, BY, KG, KZ, RU, TJ,  
TM), European (AL, AT, BE, BG, CH, CY, CZ, DE, DK,  
EE, ES, FI, FR, GB, GR, HR, HU, IE, IS, IT, LT, LU, LV,  
MC, MK, MT, NL, NO, PL, PT, RO, RS, SE, SI, SK, SM,  
TR), OAPI (BF, BJ, CF, CG, CI, CM, GA, GN, GQ, GW,  
ML, MR, NE, SN, TD, TG).
- Declarations under Rule 4.17:**
- *as to the applicant's entitlement to claim the priority of the  
earlier application (Rule 4.17(iii))*
- Published:**
- *without international search report and to be republished  
upon receipt of that report (Rule 48.2(g))*
  - *with sequence listing part of description (Rule 5.2(a))*

(54) **Title:** KINASE MODULATION AND INDICATIONS THEREFOR(57) **Abstract:** Compounds, compositions and methods useful for treatment of Flt3-mediated diseases or conditions are provided herewith. Also provided herewith are methods for modulating the receptor protein tyrosine like kinase 3(Flt3).

WO 2012/158957 A2

## KINASE MODULATION AND INDICATIONS THEREFOR

### FIELD OF THE INVENTION

[0001] This invention relates to ligands for FMS-like tyrosine kinase 3(Flt3), such as abnormally activated Flt3 kinase, and to methods for use thereof. The information provided is intended solely to assist the understanding of the reader. None of the information provided nor references cited is admitted to be prior art to the present invention. Each of the references cited is incorporated herein in its entirety and for any purpose.

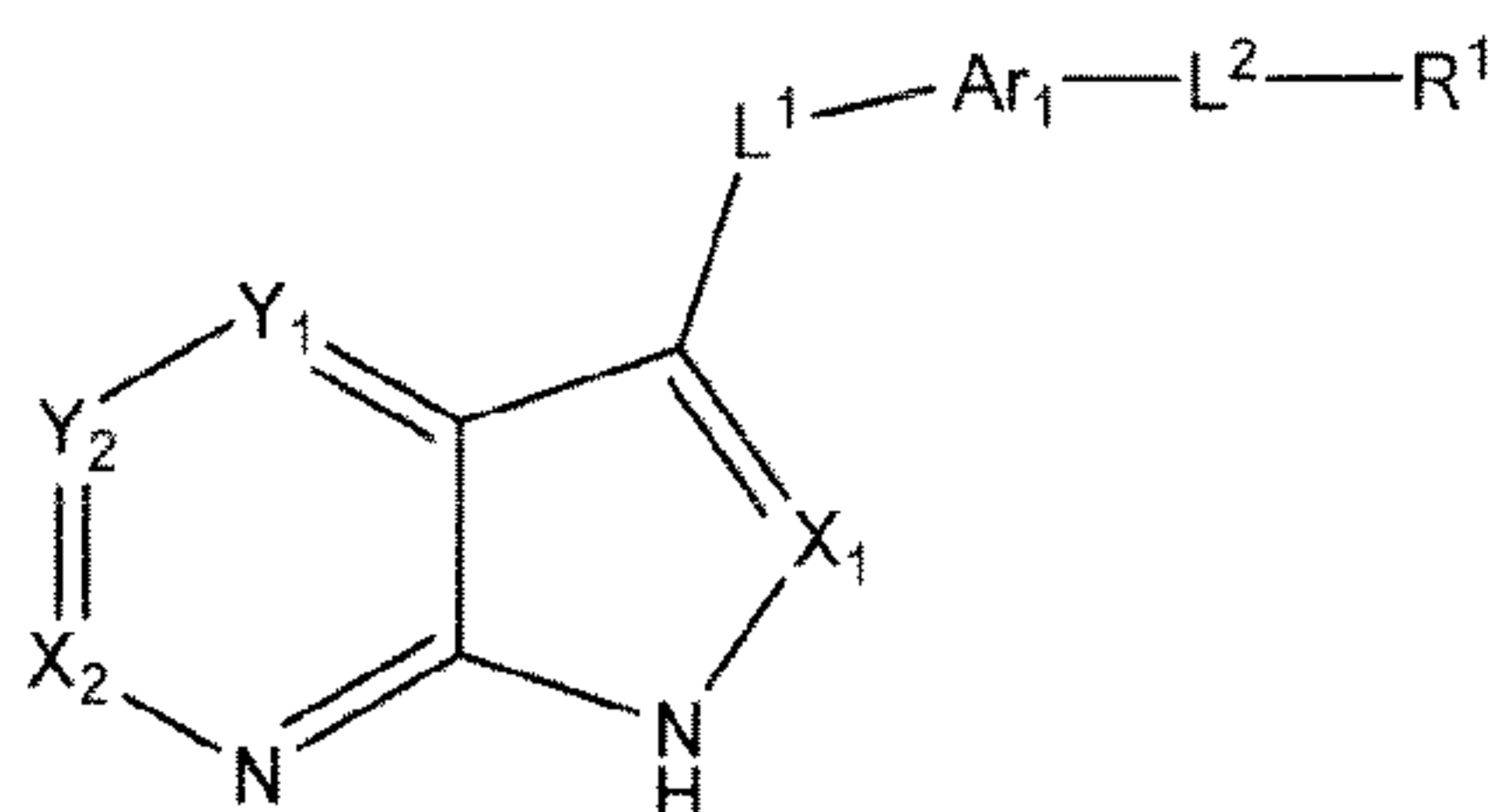
### BACKGROUND OF THE INVENTION

[0002] FLT-3 (FMS-like tyrosine kinase 3) which is also known as FLK-2 (fetal liver kinase 2) and STK-I (stem cell kinase 1), is a class III RTK structurally related to PDGFR, and colony stimulating factor 1 (CSF1). These RTK contain five immunoglobulin-like domains in the extracellular region and an intracellular tyrosine kinase domain split in two by a specific hydrophilic insertion. The receptor tyrosine kinase Flt3 is expressed in hematopoietic precursor cells, and activation of Flt3 enhances colony-forming capacity of all hematopoietic lineages. Many different mutations of the Flt3 gene can result in the production of Flt3 protein with a kinase that is abnormally activated, and in such situations these mutant forms of Flt3 can cause malignant transformation of hematopoietic cells in vitro and in vivo. Internal tandem duplications (ITD) and/or insertions and, rarely, deletions in the FLT3-gene are implicated in 20-25% of all acute myeloid leukemias (AML). For example, insertion of several amino acids in the juxtamembrane region of Flt3, often referred to as internal tandem duplication mutations, cause malignant transformation of myeloid cells, and such mutations are present in about 25% of acute myeloid leukemia (AML) cases. The presence of these mutations is associated with decreased survival in AML. Mutations at other residues, such as F691 ("gatekeeper") and D835, have been detected in patients with AML. Point mutations have also been observed in the kinase domain of Flt3 in about 7% of AML cases. Other types of leukemia, such as chronic myelomonocytic leukemia (CMML) can also harbor activating mutations of Flt3. Thus Flt3 with activating mutations are an important target for several cancer types (Cancer Cell, (2007), 12:367-380; Blood, (2003), 101, 3164-317; Current Pharmaceutical Design (2005), 11:3449-3457).

## SUMMARY OF THE INVENTION

[0003] The present invention relates to methods of using compounds active on oncogenic Flt3 kinase or Flt3 mutant, such as abnormally activated Flt3 kinase. In one aspect, the present invention provides methods of using compounds of Formula I and all the sub formulas and compounds as described herein that can be used therapeutically and/or prophylactically involving modulation of a Flt3 kinase, such as an oncogenic Flt3 or Flt3 mutant. In one embodiment, the invention provides a method for treating a subject suffering from or at risk of an oncogenic Flt3 mediated disease or condition.

[0004] In some embodiments, provided herein is a method of treating Flt3 kinase mediated diseases or conditions in a subject, which comprises administering to the subject at risk or suffering from or having the diseases or conditions a therapeutically effective amount of a compound of Formula I having the following structure:



Formula I,

all salts, prodrugs, tautomers, and isomers thereof,

wherein:

$X_1$  is N or  $CR^2$ ,  $X_2$  is N or  $CR^6$ ,  $Y_1$  is N or  $CR^4$ , and  $Y_2$  is N or  $CR^5$ , provided, however, that not more than one of  $X_2$ ,  $Y_1$  and  $Y_2$  is N;

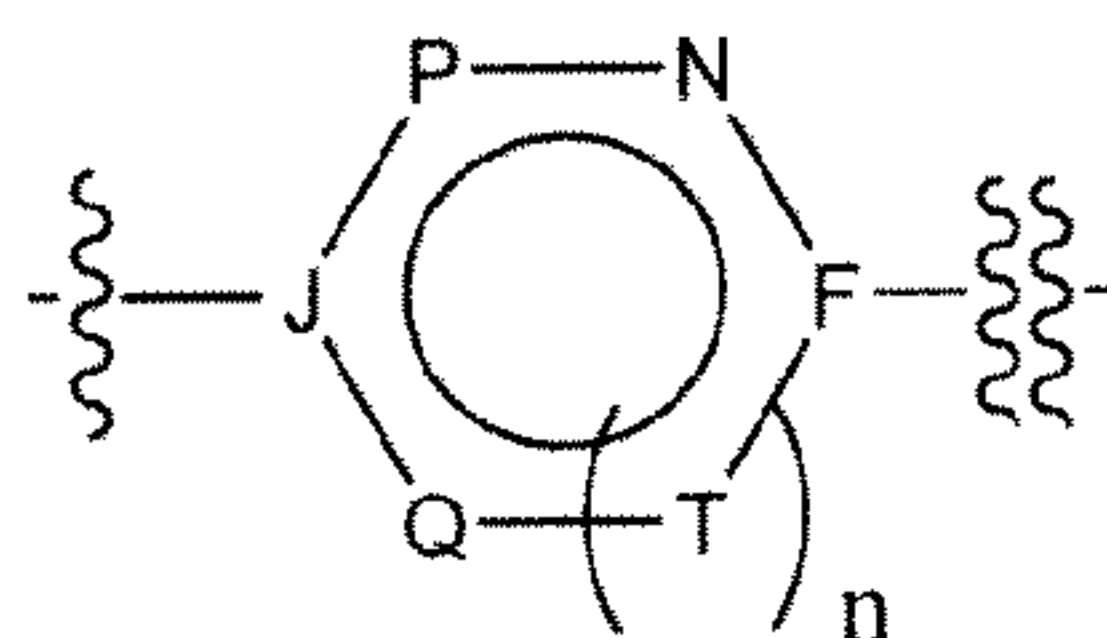
$L^1$  is selected from the group consisting of optionally substituted lower alkylene, -S-, -O-, -C(O)-, -C(S)-, -S(O)-, -S(O)<sub>2</sub>-, and -NR<sup>7</sup>-;

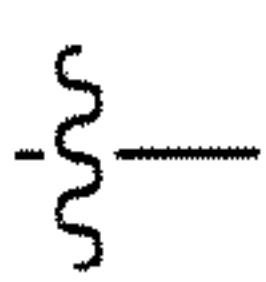
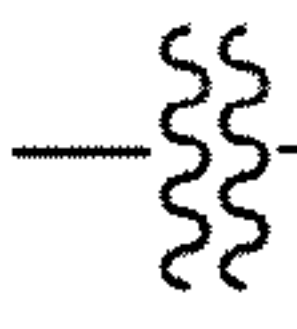
$L^2$  is selected from the group consisting of a bond, optionally substituted lower alkylene, -(alk)<sub>a</sub>-S-(alk)<sub>b</sub>-, -(alk)<sub>a</sub>-O-(alk)<sub>b</sub>-, -(alk)<sub>a</sub>-OC(O)-(alk)<sub>b</sub>-, -(alk)<sub>a</sub>-C(O)O-(alk)<sub>b</sub>-, -(alk)<sub>a</sub>-OC(S)-(alk)<sub>b</sub>-, -(alk)<sub>a</sub>-C(S)O-(alk)<sub>b</sub>-, -(alk)<sub>a</sub>-C(O)-(alk)<sub>b</sub>-, -(alk)<sub>a</sub>-C(S)-(alk)<sub>b</sub>-, -(alk)<sub>a</sub>-C(O)NR<sup>9</sup>-(alk)<sub>b</sub>-, -(alk)<sub>a</sub>-OC(O)NR<sup>9</sup>-(alk)<sub>b</sub>-, -(alk)<sub>a</sub>-OC(S)NR<sup>9</sup>-(alk)<sub>b</sub>-, -(alk)<sub>a</sub>-C(S)NR<sup>9</sup>-(alk)<sub>b</sub>-, -(alk)<sub>a</sub>-S(O)-(alk)<sub>b</sub>-, -(alk)<sub>a</sub>-S(O)<sub>2</sub>-(alk)<sub>b</sub>-, -(alk)<sub>a</sub>-S(O)<sub>2</sub>NR<sup>9</sup>-(alk)<sub>b</sub>-, -(alk)<sub>a</sub>-NR<sup>9</sup>-(alk)<sub>b</sub>-, -(alk)<sub>a</sub>-NR<sup>9</sup>C(O)-(alk)<sub>b</sub>-, -(alk)<sub>a</sub>-NR<sup>9</sup>C(S)-(alk)<sub>b</sub>-, -(alk)<sub>a</sub>-NR<sup>9</sup>C(O)NR<sup>9</sup>-(alk)<sub>b</sub>-, -(alk)<sub>a</sub>-NR<sup>9</sup>C(S)NR<sup>9</sup>-(alk)<sub>b</sub>-, -(alk)<sub>a</sub>-NR<sup>9</sup>C(O)O-(alk)<sub>b</sub>-, -(alk)<sub>a</sub>-NR<sup>9</sup>C(S)O-(alk)<sub>b</sub>-, -(alk)<sub>a</sub>-NR<sup>9</sup>S(O)<sub>2</sub>-(alk)<sub>b</sub>-, and -(alk)<sub>a</sub>-NR<sup>9</sup>S(O)<sub>2</sub>NR<sup>9</sup>-(alk)<sub>b</sub>-, wherein alk is optionally substituted C<sub>1-3</sub> alkylene and a and b are independently 0 or 1;

$R^1$  is selected from the group consisting of optionally substituted lower alkyl, optionally substituted cycloalkyl, optionally substituted heterocycloalkyl, optionally substituted aryl, and optionally substituted heteroaryl;

$R^2$ ,  $R^4$ ,  $R^5$  and  $R^6$  are independently selected from the group consisting of hydrogen, halogen, optionally substituted lower alkyl, optionally substituted lower alkenyl, optionally substituted lower alkynyl, optionally substituted cycloalkyl, optionally substituted heterocycloalkyl, optionally substituted aryl, optionally substituted heteroaryl, -OH, -NH<sub>2</sub>, -NO<sub>2</sub>, -CN, -C(O)OH, -C(S)OH, -C(O)NH<sub>2</sub>, -C(S)NH<sub>2</sub>, -S(O)<sub>2</sub>NH<sub>2</sub>, -NHC(O)NH<sub>2</sub>, -NHC(S)NH<sub>2</sub>, -NHS(O)<sub>2</sub>NH<sub>2</sub>, -NR<sup>10</sup>R<sup>11</sup>, -NHR<sup>3</sup>, -OR<sup>3</sup>, -SR<sup>3</sup>, -C(O)R<sup>3</sup>, -C(S)R<sup>3</sup>, -S(O)R<sup>3</sup>, -S(O)<sub>2</sub>R<sup>3</sup>, -C(O)OR<sup>3</sup>, -C(S)OR<sup>3</sup>, -C(O)NHR<sup>3</sup>, -C(O)NR<sup>3</sup>R<sup>3</sup>, -C(S)NHR<sup>3</sup>, -C(S)NR<sup>3</sup>R<sup>3</sup>, -S(O)<sub>2</sub>NHR<sup>3</sup>, -S(O)<sub>2</sub>NR<sup>3</sup>R<sup>3</sup>, -NHC(O)R<sup>3</sup>, -NR<sup>3</sup>C(O)R<sup>3</sup>, -NHC(S)R<sup>3</sup>, -NR<sup>3</sup>C(S)R<sup>3</sup>, -NHS(O)<sub>2</sub>R<sup>3</sup>, -NR<sup>3</sup>S(O)<sub>2</sub>R<sup>3</sup>, -NHC(O)OR<sup>3</sup>, -NR<sup>3</sup>C(O)OH, -NR<sup>3</sup>C(O)OR<sup>3</sup>, -NHC(S)OR<sup>3</sup>, -NR<sup>3</sup>C(S)OH, -NR<sup>3</sup>C(S)OR<sup>3</sup>, -NHC(O)NHR<sup>3</sup>, -NHC(O)NR<sup>3</sup>R<sup>3</sup>, -NR<sup>3</sup>C(O)NH<sub>2</sub>, -NR<sup>3</sup>C(O)NHR<sup>3</sup>, -NR<sup>3</sup>C(O)NR<sup>3</sup>R<sup>3</sup>, -NHC(S)NHR<sup>3</sup>, -NHC(S)NR<sup>3</sup>R<sup>3</sup>, -NR<sup>3</sup>C(S)NH<sub>2</sub>, -NR<sup>3</sup>C(S)NHR<sup>3</sup>, -NR<sup>3</sup>C(S)NR<sup>3</sup>R<sup>3</sup>, -NHS(O)<sub>2</sub>NHR<sup>3</sup>, -NHS(O)<sub>2</sub>NR<sup>3</sup>R<sup>3</sup>, -NR<sup>3</sup>S(O)<sub>2</sub>NH<sub>2</sub>, -NR<sup>3</sup>S(O)<sub>2</sub>NHR<sup>3</sup>, and -NR<sup>3</sup>S(O)<sub>2</sub>NR<sup>3</sup>R<sup>3</sup>;

Ar<sub>1</sub> is a 5 or 6 membered optionally substituted heteroarylene having the structure



wherein  indicates the point of attachment of L<sup>1</sup> and  indicates the point of attachment of L<sup>2</sup>, and wherein the indicated N is either =N- or -N=;

n is 0 or 1;

F and J are both C or one of F and J is C and the other of F and J is N;

P and Q are independently selected from CR, N, NR, O or S;

T is selected from CR or N;

wherein

when n is 1, F and J are C, and P, T and Q are CR, or any one of P, T and Q is N and the other two of P, T and Q are CR,

when n is 0 and F and J are both C, then one of P and Q are CR, N or NR and the other of P and Q is C, N, NR, O or S, provided both P and Q are not CR,

when n is 0, one of F and J is N and the other of F and J is C, then one of P and Q is N and the other of P and Q is CR or both P and Q are CR, and

R is hydrogen or an optional substituent as defined herein for optionally substituted heteroarylene that provides a stable compound;

$R^3$  at each occurrence is independently selected from the group consisting of optionally substituted lower alkyl, optionally substituted lower alkenyl, provided, however, that no alkene carbon thereof is bound to any -C(O)-, -C(S)-, -S(O)-, -S(O)<sub>2</sub>-, -O-, -S-, or -N- of any of -OR<sup>3</sup>, -SR<sup>3</sup>, -C(O)R<sup>3</sup>, -C(S)R<sup>3</sup>, -S(O)R<sup>3</sup>, -S(O)<sub>2</sub>R<sup>3</sup>, -C(O)OR<sup>3</sup>, -C(S)OR<sup>3</sup>, -C(O)NHR<sup>3</sup>, -C(O)NR<sup>3</sup>R<sup>3</sup>, -C(S)NHR<sup>3</sup>, -C(S)NR<sup>3</sup>R<sup>3</sup>, -S(O)<sub>2</sub>NHR<sup>3</sup>, -S(O)<sub>2</sub>NR<sup>3</sup>R<sup>3</sup>, -NHR<sup>3</sup>, -NHC(O)R<sup>3</sup>, -NR<sup>3</sup>C(O)R<sup>3</sup>, -NHC(S)R<sup>3</sup>, -NR<sup>3</sup>C(S)R<sup>3</sup>, -NHS(O)<sub>2</sub>R<sup>3</sup>, -NR<sup>3</sup>S(O)<sub>2</sub>R<sup>3</sup>, -NHC(O)OR<sup>3</sup>, -NR<sup>3</sup>C(O)OH, -NR<sup>3</sup>C(O)OR<sup>3</sup>, -NHC(S)OR<sup>3</sup>, -NR<sup>3</sup>C(S)OH, -NR<sup>3</sup>C(S)OR<sup>3</sup>, -NHC(O)NHR<sup>3</sup>, -NHC(O)NR<sup>3</sup>R<sup>3</sup>, -NR<sup>3</sup>C(O)NH<sub>2</sub>, -NR<sup>3</sup>C(O)NHR<sup>3</sup>, -NR<sup>3</sup>C(O)NR<sup>3</sup>R<sup>3</sup>, -NHC(S)NHR<sup>3</sup>, -NHC(S)NR<sup>3</sup>R<sup>3</sup>, -NR<sup>3</sup>C(S)NH<sub>2</sub>, -NR<sup>3</sup>C(S)NHR<sup>3</sup>, -NR<sup>3</sup>C(S)NR<sup>3</sup>R<sup>3</sup>, -NHS(O)<sub>2</sub>NHR<sup>3</sup>, -NHS(O)<sub>2</sub>NR<sup>3</sup>R<sup>3</sup>, -NR<sup>3</sup>S(O)<sub>2</sub>NH<sub>2</sub>, -NR<sup>3</sup>S(O)<sub>2</sub>NHR<sup>3</sup>, or -NR<sup>3</sup>S(O)<sub>2</sub>NR<sup>3</sup>R<sup>3</sup>, optionally substituted lower alkynyl, provided, however, that no alkyne carbon thereof is bound to any -C(O)-, -C(S)-, -S(O)-, -S(O)<sub>2</sub>-, -O-, -S-, or -N- of any of -OR<sup>3</sup>, -SR<sup>3</sup>, -C(O)R<sup>3</sup>, -C(S)R<sup>3</sup>, -S(O)R<sup>3</sup>, -S(O)<sub>2</sub>R<sup>3</sup>, -C(O)OR<sup>3</sup>, -C(S)OR<sup>3</sup>, -C(O)NHR<sup>3</sup>, -C(O)NR<sup>3</sup>R<sup>3</sup>, -C(S)NHR<sup>3</sup>, -C(S)NR<sup>3</sup>R<sup>3</sup>, -S(O)<sub>2</sub>NHR<sup>3</sup>, -S(O)<sub>2</sub>NR<sup>3</sup>R<sup>3</sup>, -NHR<sup>3</sup>, -NHC(O)R<sup>3</sup>, -NR<sup>3</sup>C(O)R<sup>3</sup>, -NHC(S)R<sup>3</sup>, -NR<sup>3</sup>C(S)R<sup>3</sup>, -NHS(O)<sub>2</sub>R<sup>3</sup>, -NR<sup>3</sup>S(O)<sub>2</sub>R<sup>3</sup>, -NHC(O)OR<sup>3</sup>, -NR<sup>3</sup>C(O)OH, -NR<sup>3</sup>C(O)OR<sup>3</sup>, -NHC(S)OR<sup>3</sup>, -NR<sup>3</sup>C(S)OH, -NR<sup>3</sup>C(S)OR<sup>3</sup>, -NHC(O)NHR<sup>3</sup>, -NHC(O)NR<sup>3</sup>R<sup>3</sup>, -NR<sup>3</sup>C(O)NH<sub>2</sub>, -NR<sup>3</sup>C(O)NHR<sup>3</sup>, -NR<sup>3</sup>C(O)NR<sup>3</sup>R<sup>3</sup>, -NHC(S)NHR<sup>3</sup>, -NHC(S)NR<sup>3</sup>R<sup>3</sup>, -NR<sup>3</sup>C(S)NH<sub>2</sub>, -NR<sup>3</sup>C(S)NHR<sup>3</sup>, -NR<sup>3</sup>C(S)NR<sup>3</sup>R<sup>3</sup>, -NHS(O)<sub>2</sub>NHR<sup>3</sup>, -NHS(O)<sub>2</sub>NR<sup>3</sup>R<sup>3</sup>, -NR<sup>3</sup>S(O)<sub>2</sub>NH<sub>2</sub>, -NR<sup>3</sup>S(O)<sub>2</sub>NHR<sup>3</sup>, or -NR<sup>3</sup>S(O)<sub>2</sub>NR<sup>3</sup>R<sup>3</sup>, optionally substituted cycloalkyl, optionally substituted heterocycloalkyl, optionally substituted aryl, and optionally substituted heteroaryl;

$R^7$  is selected from the group consisting of hydrogen, optionally substituted lower alkyl, optionally substituted cycloalkyl, optionally substituted heterocycloalkyl, optionally substituted aryl, optionally substituted heteroaryl, -C(O)R<sup>8</sup>, and -S(O)<sub>2</sub>R<sup>8</sup>;

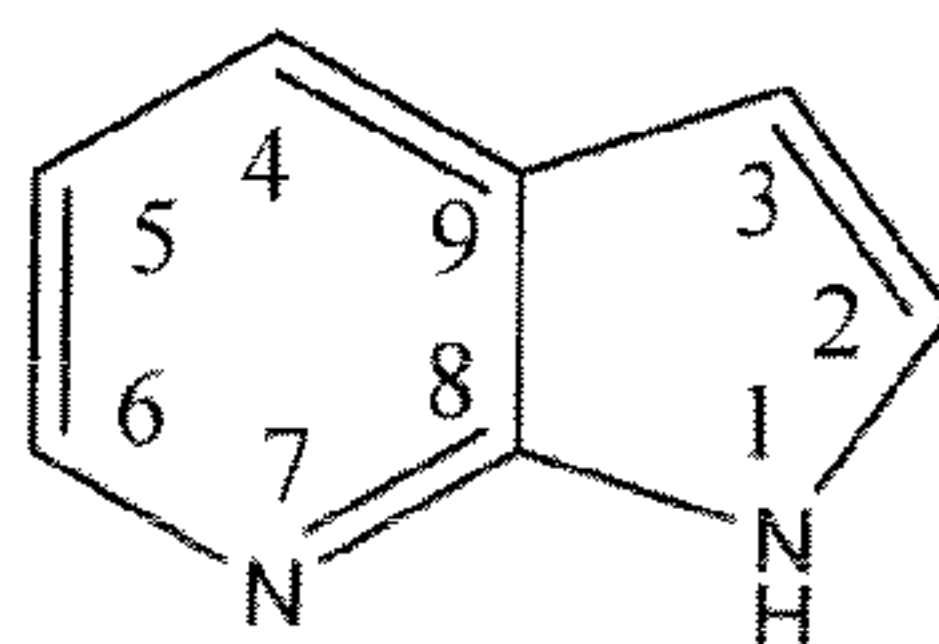
$R^8$  is selected from the group consisting of optionally substituted lower alkyl, optionally substituted cycloalkyl, optionally substituted heterocycloalkyl, optionally substituted aryl and optionally substituted heteroaryl;

$R^9$  at each occurrence is independently selected from the group consisting of hydrogen, lower alkyl, and lower alkyl substituted with one or more substituents selected from the group consisting of fluoro, -OH, -NH<sub>2</sub>, lower alkoxy, fluoro substituted lower alkoxy, lower alkylthio, fluoro substituted lower alkylthio, mono-alkylamino, fluoro substituted mono-alkylamino, di-alkylamino, fluoro substituted di-alkylamino, and -NR<sup>12</sup>R<sup>13</sup>, provided, however, that when  $R^9$  is substituted lower alkyl, any substitution on the alkyl carbon bound to the -N- of -NR<sup>9</sup>- is fluoro;

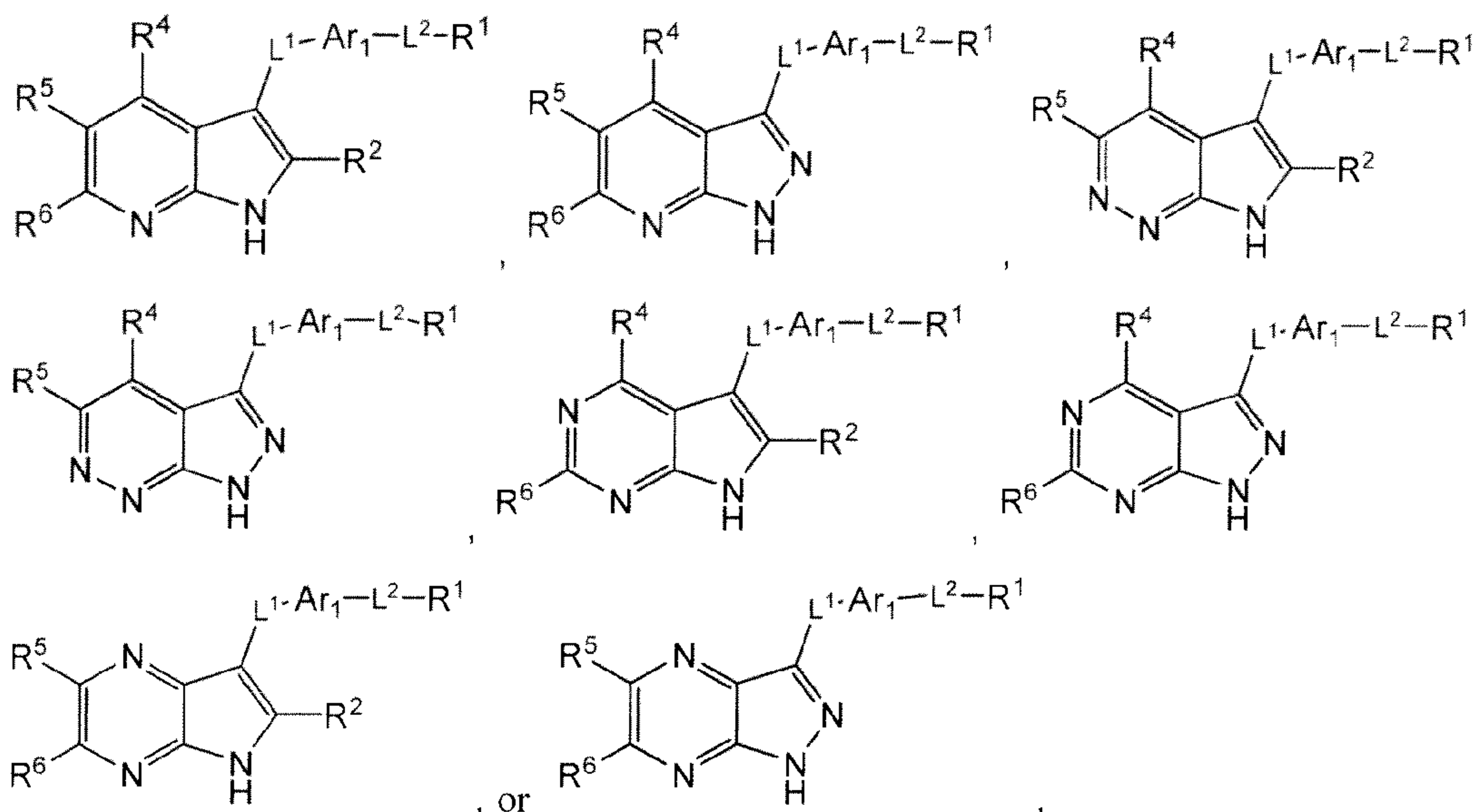
$R^{10}$  and  $R^{11}$  at each occurrence are independently selected from the group consisting of optionally substituted lower alkyl, optionally substituted lower alkenyl, provided, however, that no alkene carbon thereof is bound to the nitrogen of  $-NR^{10}R^{11}$ , optionally substituted lower alkynyl, provided, however, that no alkyne carbon thereof is bound to the nitrogen of  $-NR^{10}R^{11}$ , optionally substituted cycloalkyl, optionally substituted heterocycloalkyl, optionally substituted aryl, and optionally substituted heteroaryl; or  $R^{10}$  and  $R^{11}$  together with the nitrogen to which they are attached form a monocyclic 5-7 membered optionally substituted heterocycloalkyl or a monocyclic 5 or 7 membered optionally substituted nitrogen containing heteroaryl; and  $R^{12}$  and  $R^{13}$  combine with the nitrogen to which they are attached to form a 5-7 membered heterocycloalkyl or 5-7 membered heterocycloalkyl substituted with one or more substituents selected from the group consisting of fluoro,  $-OH$ ,  $-NH_2$ , lower alkyl, fluoro substituted lower alkyl, lower alkoxy, fluoro substituted lower alkoxy, lower alkylthio, and fluoro substituted lower alkylthio.

The Flt3 kinase can be an oncogenic Flt3 kinase or an Flt3 mutant having one or more mutations as described herein. In some embodiments, the invention provides a method of modulating an Flt3 kinase, which includes administering to a subject a compound of Formula I or any subformulas and any of the compounds as described herein. In certain embodiments, the invention provides a method for inhibiting an Flt3 kinase, which includes contacting the Flt3 kinase or a cell containing the Flt3 kinase with a compound of Formula I or any subformulas and any of the compounds as described herein.

[0005] In reference to Formula I, the core structure shown above with  $X_1$ ,  $X_2$ ,  $Y_1$  and  $Y_2$  as CH and with  $L^1-Ar_1-L^2-R^1$  replaced with H is referred to as the “azaindole core.” For that azaindole core, reference to ring atoms or ring positions is as shown in the following structure:



[0006] In one embodiment of the methods provided herein, compounds of Formula I have a structure selected from the following:



wherein L<sup>1</sup>, Ar<sub>1</sub>, L<sup>2</sup>, R<sup>1</sup>, R<sup>2</sup>, R<sup>4</sup>, R<sup>5</sup> and R<sup>6</sup> are as defined for Formula I.

[0007] In one embodiment of the methods provided herein, X<sub>1</sub> and X<sub>2</sub> in compounds of Formula I are N or CH. In another embodiment, X<sub>1</sub>, X<sub>2</sub> and Y<sub>1</sub> are N or CH, where in a further embodiment, Y<sub>2</sub> is CR<sup>5</sup> and R<sup>5</sup> is other than hydrogen. In another embodiment, X<sub>1</sub>, X<sub>2</sub> and Y<sub>2</sub> are N or CH, where in a further embodiment Y<sub>1</sub> is CR<sup>4</sup> and R<sup>4</sup> is other than hydrogen. In another embodiment, X<sub>1</sub>, X<sub>2</sub> and Y<sub>1</sub> are CH, where in a further embodiment, Y<sub>2</sub> is CR<sup>5</sup> and R<sup>5</sup> is other than hydrogen. In another embodiment, X<sub>1</sub>, X<sub>2</sub> and Y<sub>2</sub> are CH, where in a further embodiment Y<sub>1</sub> is CR<sup>4</sup> and R<sup>4</sup> is other than hydrogen.

[0008] In one embodiment of the methods provided herein, X<sub>1</sub>, X<sub>2</sub>, Y<sub>1</sub> and Y<sub>2</sub> in compounds of Formula I are independently CR<sup>2</sup>, CR<sup>6</sup>, CR<sup>4</sup> and CR<sup>5</sup> respectively, one of R<sup>4</sup> or R<sup>5</sup> is other than hydrogen, preferably where R<sup>2</sup> and R<sup>6</sup> are hydrogen. In one embodiment, wherein X<sub>1</sub>, X<sub>2</sub>, Y<sub>1</sub> and Y<sub>2</sub> are independently CR<sup>2</sup>, CR<sup>6</sup>, CR<sup>4</sup> and CR<sup>5</sup> respectively, R<sup>2</sup>, R<sup>5</sup> and R<sup>6</sup> are hydrogen and R<sup>4</sup> is other than hydrogen. In one embodiment, wherein X<sub>1</sub>, X<sub>2</sub>, Y<sub>1</sub> and Y<sub>2</sub> are independently CR<sup>2</sup>, CR<sup>6</sup>, CR<sup>4</sup> and CR<sup>5</sup> respectively, R<sup>2</sup>, R<sup>4</sup> and R<sup>6</sup> are hydrogen and R<sup>5</sup> is other than hydrogen.

[0009] In one embodiment of the methods provided herein, in compounds of Formula I, X<sub>1</sub> and X<sub>2</sub> are N or CH, preferably wherein both X<sub>1</sub> and X<sub>2</sub> are CH.

[0010] In one embodiment of the methods provided herein, in compounds of Formula I, L<sup>1</sup> is selected from the group consisting of -S-, -O-, lower alkylene, -C(O)-, -C(S)-, -S(O)-, -S(O)<sub>2</sub>-, and -NR<sup>7</sup>-, wherein lower alkylene is optionally substituted with fluoro, and wherein when L<sup>2</sup> is optionally substituted lower alkylene or comprises optionally substituted C<sub>1-3</sub> alkylene, the

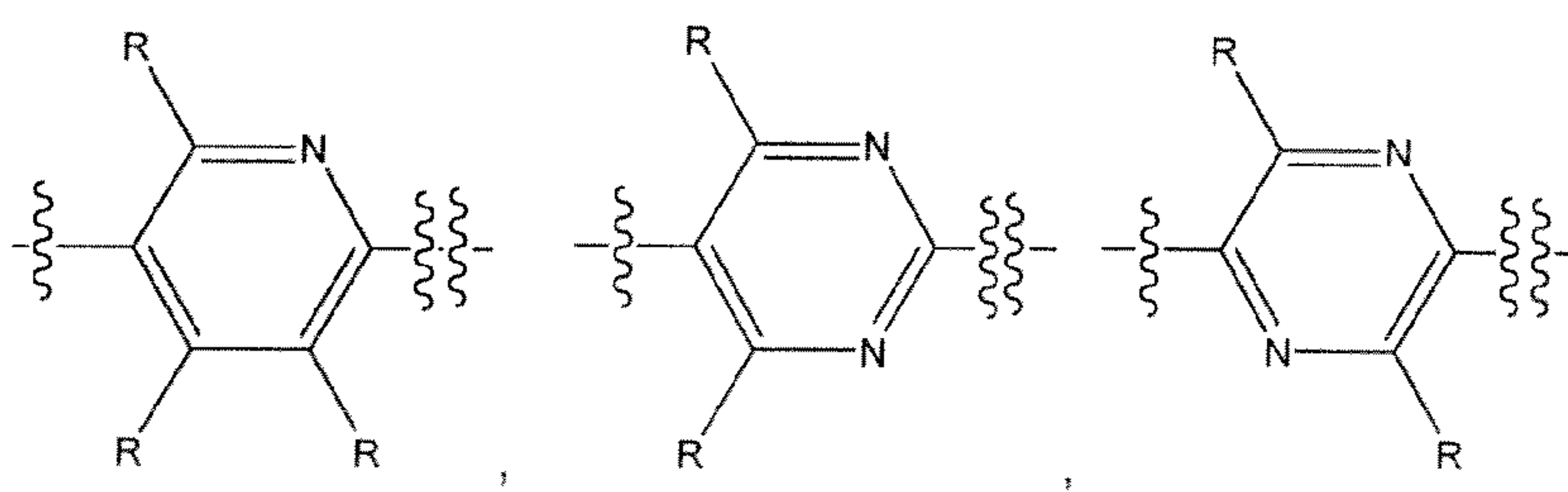


alkylene is optionally substituted with fluoro or lower alkyl. In one embodiment,  $L^1$  is selected from the group consisting of  $-S-$ ,  $-O-$ ,  $-CH_2-$ ,  $-CF_2-$ ,  $-C(O)-$ ,  $-C(S)-$ ,  $-S(O)-$ ,  $-S(O)_2-$ , and  $-NH-$ .

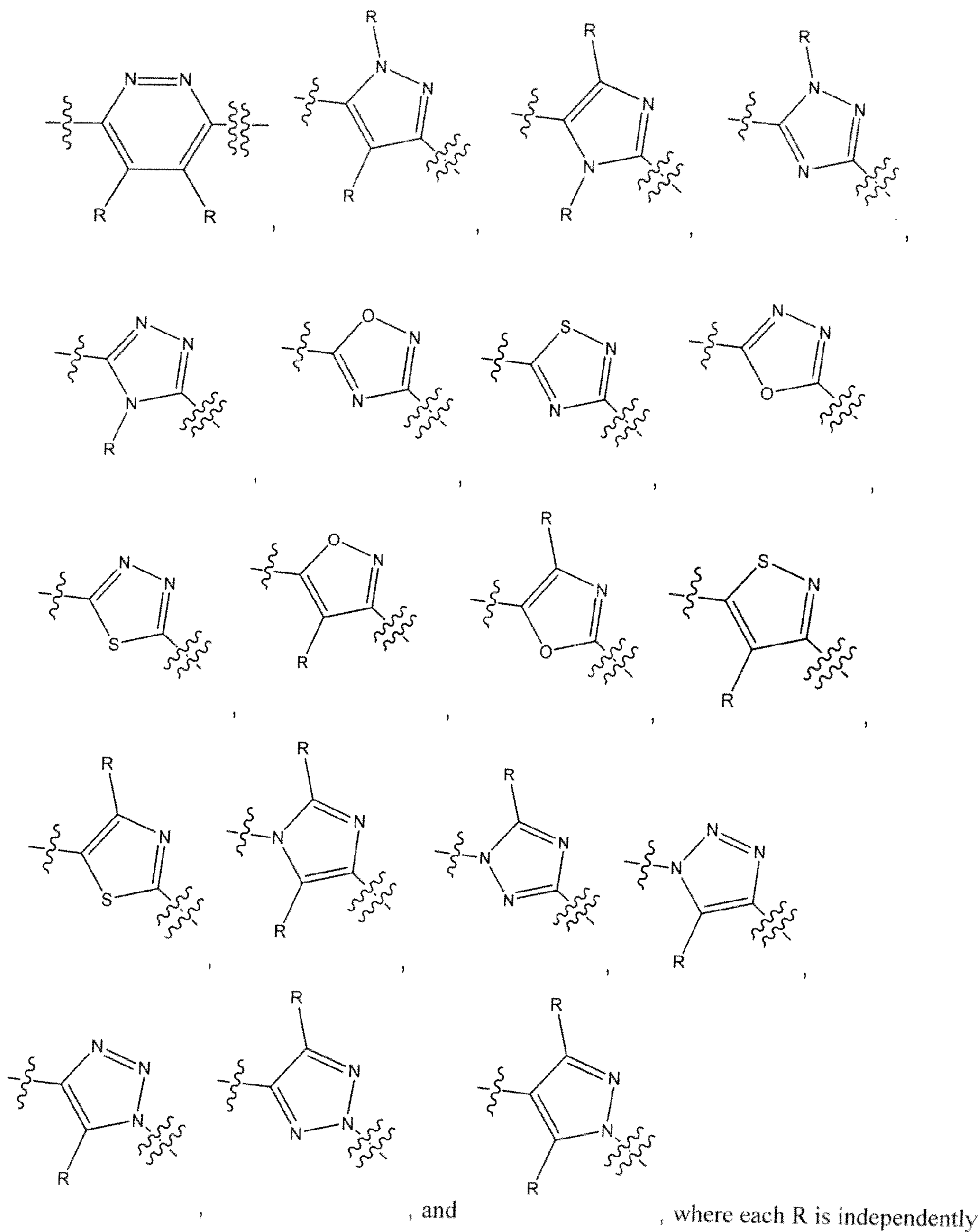
[0011] In one embodiment of the methods provided herein, in compounds of Formula I,  $L^2$  is selected from the group consisting of a bond, optionally substituted lower alkylene,  $-O-(alk)_b-$ ,  $-OC(O)-(alk)_b-$ ,  $-C(O)O-(alk)_b-$ ,  $-OC(S)-(alk)_b-$ ,  $-C(S)O-(alk)_b-$ ,  $-C(O)-(alk)_b-$ ,  $-C(S)-(alk)_b-$ ,  $-C(O)NR^9-(alk)_b-$ ,  $-OC(O)NR^9-(alk)_b-$ ,  $-OC(S)NR^9-(alk)_b-$ ,  $-C(S)NR^9-(alk)_b-$ ,  $-S(O)-(alk)_b-$ ,  $-S(O)_2-(alk)_b-$ ,  $S(O)_2NR^9-(alk)_b-$ ,  $-NR^9-(alk)_b-$ ,  $-NR^9C(O)-(alk)_b-$ ,  $-NR^9C(O)O-(alk)_b-$ ,  $-NR^9C(S)-(alk)_b-$ ,  $-NR^9C(S)O-(alk)_b-$ ,  $-NR^9C(O)NR^9-(alk)_b-$ ,  $-NR^9C(S)NR^9-(alk)_b-$ ,  $-NR^9S(O)_2-(alk)_b-$ , and  $-NR^9S(O)_2NR^9-(alk)_b-$ .

[0012] Further to any of the above embodiments of the methods provided herein, in Formula I, when  $L^1$  is substituted lower alkylene or when  $L^2$  is substituted lower alkylene or comprises substituted  $C_{1-3}$  alkylene, the alkylene is substituted with one or more, preferably 1, 2, or 3 substituents selected from the group consisting of fluoro,  $-OH$ ,  $-NH_2$ , lower alkoxy, lower alkylthio, mono-alkylamino, di-alkylamino, and  $-NR^{12}R^{13}$ , wherein the alkyl chain(s) of lower alkoxy, lower alkylthio, mono-alkylamino or di-alkylamino are optionally substituted with one or more, preferably 1, 2, or 3 substituents selected from the group consisting of fluoro,  $-OH$ ,  $-NH_2$ , lower alkoxy, fluoro substituted lower alkoxy, lower alkylthio, fluoro substituted lower alkylthio, mono-alkylamino, di-alkylamino, or cycloalkylamino.

[0013] In one embodiment of the methods provided herein, in the compounds of Formula I, the variables P, J, Q, T, F, and n are selected to provide structures of  $Ar_1$  selected from the group consisting of

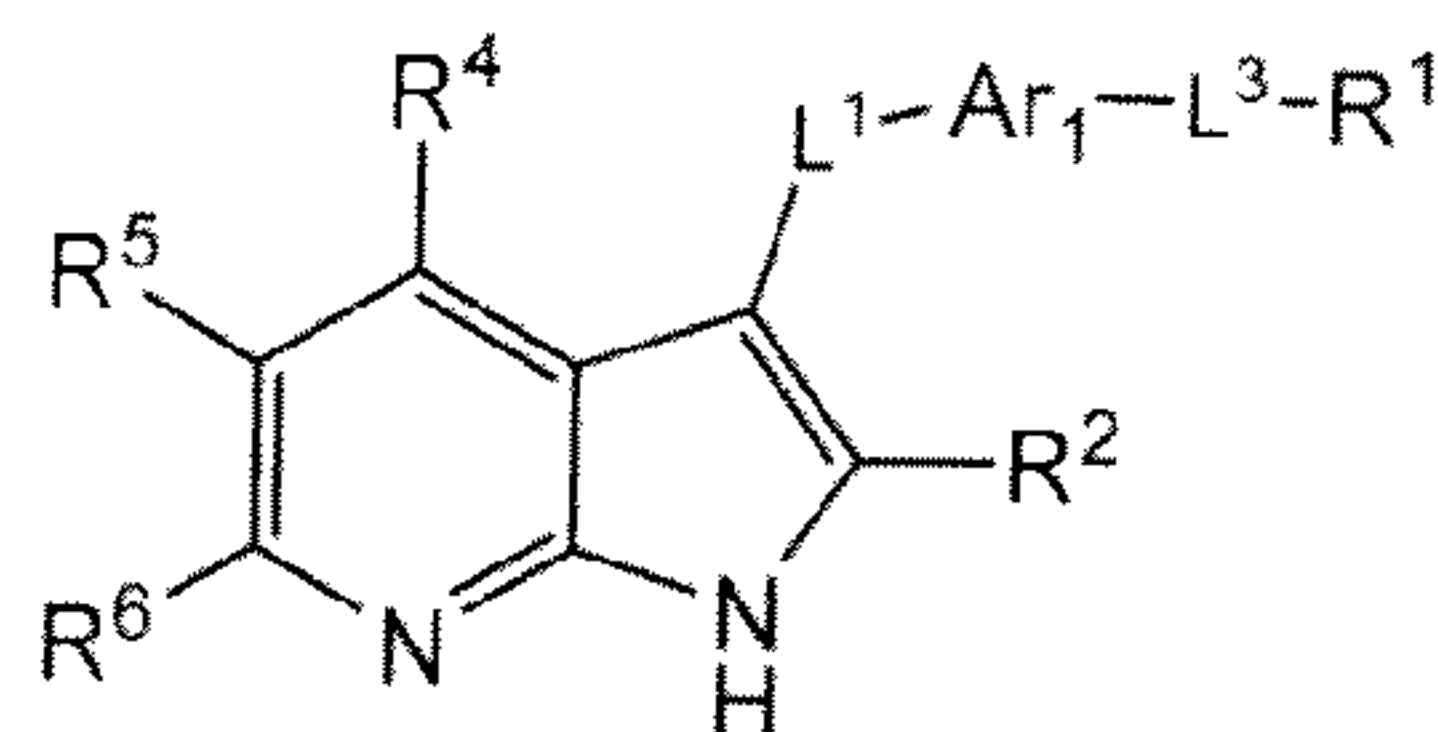


3



[0014] In one embodiment of the methods provided herein, a compound of Formula I has a structure according to the following sub-generic structure, Formula Ia,

}



Formula Ia

all salts, prodrugs, tautomers, and isomers thereof,

wherein  $L^1$ ,  $Ar_1$ ,  $R^1$ ,  $R^2$ ,  $R^4$ ,  $R^5$  and  $R^6$  are as defined for Formula I;

$L^3$  is selected from the group consisting of a bond, optionally substituted lower alkylene,  $-O-(alk)_b-$ ,  $-S-(alk)_b-$ ,  $-NR^{14}-(alk)_b-$ ,  $-C(O)-(alk)_b-$ ,  $-C(S)-(alk)_b-$ ,  $-S(O)-(alk)_b-$ ,  $-S(O)_2-(alk)_b-$ ,  $-NR^{14}C(O)-(alk)_b-$ ,  $-C(O)NR^{14}-(alk)_b-$ ,  $-S(O)_2NR^{14}-(alk)_b-$ ,  $-NR^{14}S(O)_2-(alk)_b-$ ,  $-NR^{14}C(O)NR^{14}-(alk)_b-$ ,  $-NR^{14}C(S)NR^{14}-(alk)_b-$ , and  $-NR^{14}S(O)_2NR^{14}-(alk)_b-$ ;

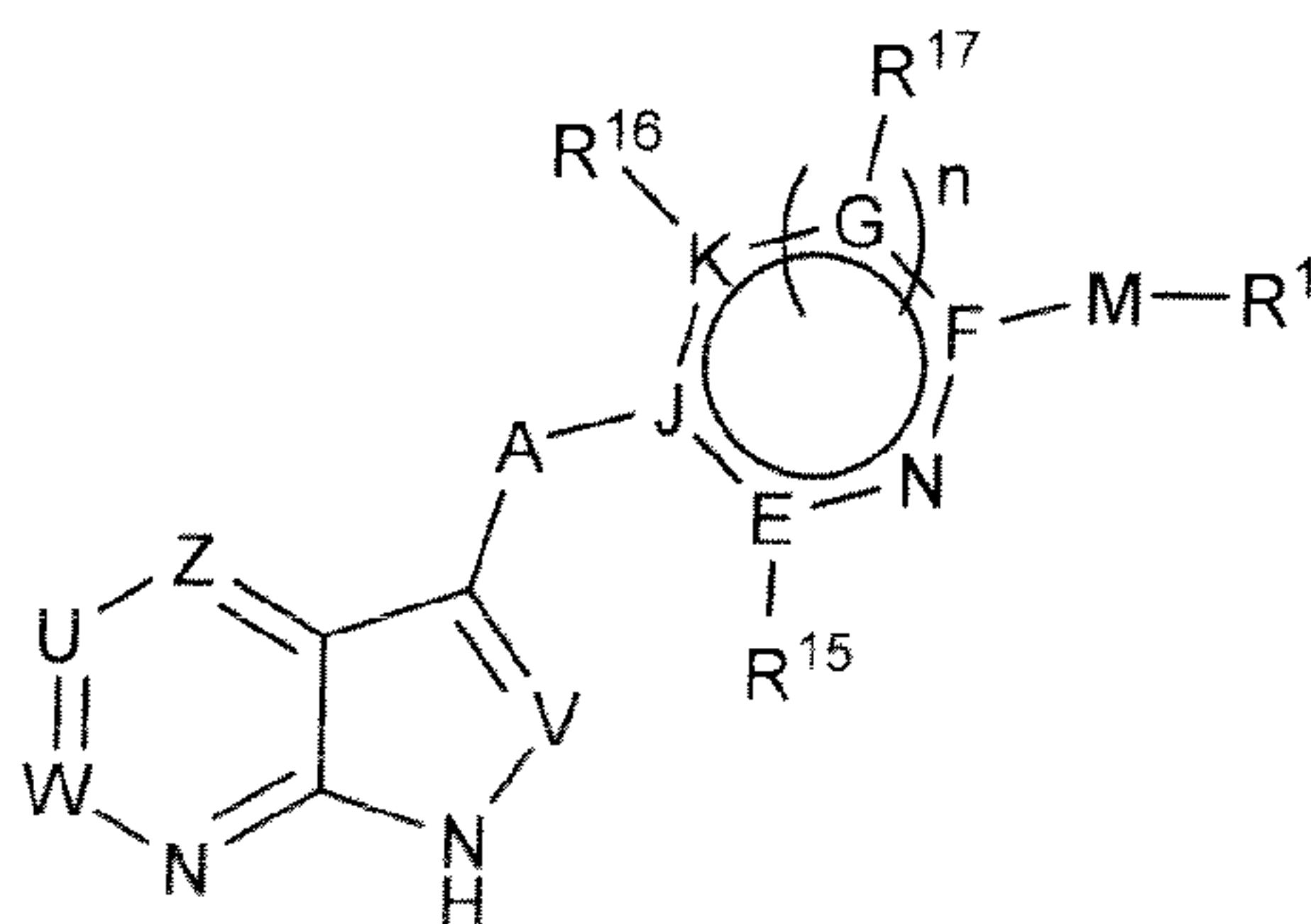
alk is optionally substituted  $C_{1-3}$  alkylene;

b is 0 or 1; and

$R^{14}$  is hydrogen or lower alkyl.

**[0015]** In another embodiment of the methods provided herein, in compounds of Formula Ia,  $R^2$ ,  $R^5$  and  $R^6$  are hydrogen, further wherein  $R^4$  is other than hydrogen. In another embodiment,  $R^2$ ,  $R^4$  and  $R^6$  are hydrogen, further wherein  $R^5$  is other than hydrogen.

**[0016]** In particular embodiments of the methods provided herein, the compound of Formula I has a structure according to the following sub-generic structure, Formula Ib,



Formula Ib

all salts, prodrugs, tautomers, and isomers thereof,

wherein:

V and W are independently selected from the group consisting of N and CH;

U and Z are independently selected from the group consisting of N and  $CR^{18}$ , provided,

however, that not more than one of W, U and Z is N;

A is selected from the group consisting of  $-CR^{19}R^{20}-$ ,  $-C(O)-$ ,  $-C(S)-$ ,  $-S-$ ,  $-S(O)-$ ,  $-S(O)_2-$ ,  $-NR^{21}-$ , and  $-O-$ ;

n is 0 or 1;

F and J are both C or one of F and J is C and the other of F and J is N;

E and K are selected from C, N, O or S;

G is selected from C or N;

wherein

when n is 1, F and J are C, and E, G and K are C, or any one of E, G and K is N and the other two of E, G and K are C, provided that when E, G or K is N,  $R^{15}$ ,  $R^{17}$  and  $R^{16}$ , respectively, are absent,

when n is 0 and F and J are both C, then one of E and K is C or N and the other of E and K is C, N, O or S, provided both E and K are not C, and provided that when both E and K are N, one of  $R^{15}$  and  $R^{16}$  is absent, and provided that when one of E and K are N and the other is O or S,  $R^{15}$  and  $R^{16}$  are absent,

when n is 0, one of F and J is N and the other of F and J is C, then one of E and K is N and the other of E and K is C, or both E and K are C, provided that when E is N,  $R^{15}$  is absent and when K is N,  $R^{16}$  is absent;

$R^1$  is selected from the group consisting of optionally substituted lower alkyl, optionally substituted cycloalkyl, optionally substituted heterocycloalkyl, optionally substituted aryl and optionally substituted heteroaryl;

$R^{15}$  is selected from the group consisting of hydrogen, optionally substituted lower alkyl,  $-OR^{22}$ ,  $-SR^{22}$  and halogen when E is C, is absent when E is O or S or when n=1 and E is N, and is absent or selected from the group consisting of hydrogen and optionally substituted lower alkyl when n=0 and E is N;

$R^{16}$  is selected from the group consisting of hydrogen, optionally substituted lower alkyl,  $-OR^{22}$ ,  $-SR^{22}$  and halogen when K is C, is absent when K is O or S or when n=1 and K is N, and is absent or selected from the group consisting of hydrogen and optionally substituted lower alkyl when n=0 and K is N;

$R^{17}$  is selected from the group consisting of hydrogen, optionally substituted lower alkyl,  $-OR^{22}$ ,  $-SR^{22}$  and halogen when G is C, or is absent when G is N;

$R^{18}$  is selected from the group consisting of hydrogen, halogen, optionally substituted lower alkyl, optionally substituted aryl, optionally substituted heteroaryl,  $-OH$ ,  $-NH_2$ ,  $-NO_2$ ,  $-CN$ ,  $-NHC(O)NH_2$ ,  $-NHC(S)NH_2$ ,  $-NHS(O)_2NH_2$ ,  $-NR^{24}R^{25}$ ,  $-NHR^{23}$ ,  $-OR^{23}$ ,  $-SR^{23}$ ,  $-NHC(O)R^{23}$ ,  $-NR^{23}C(O)R^{23}$ ,  $-NHC(S)R^{23}$ ,  $-NR^{23}C(S)R^{23}$ ,  $-NHS(O)_2R^{23}$ ,  $-NR^{23}S(O)_2R^{23}$ ,  $-NHC(O)NHR^{23}$ ,  $-NR^{23}C(O)NH_2$ ,  $-NR^{23}C(O)NHR^{23}$ ,  $-NHC(O)NR^{23}R^{23}$ ,  $-NR^{23}C(O)NR^{23}R^{23}$ ,  $-NHC(S)NHR^{23}$ ,  $-NR^{23}C(S)NH_2$ ,  $-NR^{23}C(S)NHR^{23}$ ,  $-NHC(S)NR^{23}R^{23}$ ,

$-\text{NR}^{23}\text{C}(\text{S})\text{NR}^{23}\text{R}^{23}$ ,  $-\text{NHS}(\text{O})_2\text{NHR}^{23}$ ,  $-\text{NR}^{23}\text{S}(\text{O})_2\text{NH}_2$ ,  $-\text{NR}^{23}\text{S}(\text{O})_2\text{NHR}^{23}$ ,  
 $-\text{NHS}(\text{O})_2\text{NR}^{23}\text{R}^{23}$ , and  $-\text{NR}^{23}\text{S}(\text{O})_2\text{NR}^{23}\text{R}^{23}$ ;

M is selected from the group consisting of a bond,  $-(\text{CR}^{19}\text{R}^{20})_{\text{u}}$ ,  $-(\text{CR}^{19}\text{R}^{20})_{\text{t}}-\text{C}(\text{O})-(\text{CR}^{19}\text{R}^{20})_{\text{s}}$ ,  
 $-(\text{CR}^{19}\text{R}^{20})_{\text{t}}-\text{C}(\text{S})-(\text{CR}^{19}\text{R}^{20})_{\text{s}}$ ,  $-(\text{CR}^{19}\text{R}^{20})_{\text{t}}-\text{C}(\text{O})\text{O}-(\text{CR}^{19}\text{R}^{20})_{\text{s}}$ ,  
 $-(\text{CR}^{19}\text{R}^{20})_{\text{t}}-\text{C}(\text{S})\text{O}-(\text{CR}^{19}\text{R}^{20})_{\text{s}}$ ,  $-(\text{CR}^{19}\text{R}^{20})_{\text{t}}-\text{C}(\text{O})\text{NR}^{26}-(\text{CR}^{19}\text{R}^{20})_{\text{s}}$ ,  
 $-(\text{CR}^{19}\text{R}^{20})_{\text{t}}-\text{C}(\text{S})\text{NR}^{26}-(\text{CR}^{19}\text{R}^{20})_{\text{s}}$ ,  $-(\text{CR}^{19}\text{R}^{20})_{\text{t}}-\text{S}(\text{O})-(\text{CR}^{19}\text{R}^{20})_{\text{s}}$ ,  
 $-(\text{CR}^{19}\text{R}^{20})_{\text{t}}-\text{S}(\text{O})_2-(\text{CR}^{19}\text{R}^{20})_{\text{s}}$ ,  $-(\text{CR}^{19}\text{R}^{20})_{\text{t}}-\text{S}(\text{O})_2\text{NR}^{26}-(\text{CR}^{19}\text{R}^{20})_{\text{s}}$ ,  
 $-(\text{CR}^{19}\text{R}^{20})_{\text{t}}-\text{O}-(\text{CR}^{19}\text{R}^{20})_{\text{s}}$ ,  $-(\text{CR}^{19}\text{R}^{20})_{\text{t}}-\text{OC}(\text{O})-(\text{CR}^{19}\text{R}^{20})_{\text{s}}$ ,  $-(\text{CR}^{19}\text{R}^{20})_{\text{t}}-\text{OC}(\text{S})-(\text{CR}^{19}\text{R}^{20})_{\text{s}}$ ,  
 $-(\text{CR}^{19}\text{R}^{20})_{\text{t}}-\text{OC}(\text{O})\text{NR}^{26}-(\text{CR}^{19}\text{R}^{20})_{\text{s}}$ ,  $-(\text{CR}^{19}\text{R}^{20})_{\text{t}}-\text{OC}(\text{S})\text{NR}^{26}-(\text{CR}^{19}\text{R}^{20})_{\text{s}}$ ,  
 $-(\text{CR}^{19}\text{R}^{20})_{\text{t}}-\text{S}-(\text{CR}^{19}\text{R}^{20})_{\text{s}}$ ,  $-(\text{CR}^{19}\text{R}^{20})_{\text{t}}-\text{NR}^{26}-(\text{CR}^{19}\text{R}^{20})_{\text{s}}$ ,  
 $-(\text{CR}^{19}\text{R}^{20})_{\text{t}}-\text{NR}^{26}\text{C}(\text{O})-(\text{CR}^{19}\text{R}^{20})_{\text{s}}$ ,  $-(\text{CR}^{19}\text{R}^{20})_{\text{t}}-\text{NR}^{26}\text{C}(\text{S})-(\text{CR}^{19}\text{R}^{20})_{\text{s}}$ ,  
 $-(\text{CR}^{19}\text{R}^{20})_{\text{t}}-\text{NR}^{26}\text{C}(\text{O})\text{O}-(\text{CR}^{19}\text{R}^{20})_{\text{s}}$ ,  $-(\text{CR}^{19}\text{R}^{20})_{\text{t}}-\text{NR}^{26}\text{C}(\text{S})\text{O}-(\text{CR}^{19}\text{R}^{20})_{\text{s}}$ ,  
 $-(\text{CR}^{19}\text{R}^{20})_{\text{t}}-\text{NR}^{26}\text{C}(\text{O})\text{NR}^{26}-(\text{CR}^{19}\text{R}^{20})_{\text{s}}$ ,  $-(\text{CR}^{19}\text{R}^{20})_{\text{t}}-\text{NR}^{26}\text{C}(\text{S})\text{NR}^{26}-(\text{CR}^{19}\text{R}^{20})_{\text{s}}$ ,  
 $-(\text{CR}^{19}\text{R}^{20})_{\text{t}}-\text{NR}^{26}\text{S}(\text{O})_2-(\text{CR}^{19}\text{R}^{20})_{\text{s}}$ , and  $-(\text{CR}^{19}\text{R}^{20})_{\text{t}}-\text{NR}^{26}\text{S}(\text{O})_2\text{NR}^{26}-(\text{CR}^{19}\text{R}^{20})_{\text{s}}$ ;

wherein  $\text{R}^{19}$  and  $\text{R}^{20}$  at each occurrence are independently selected from the group consisting of hydrogen, fluoro,  $-\text{OH}$ ,  $-\text{NH}_2$ , lower alkyl, lower alkoxy, lower alkylthio, mono-alkylamino, di-alkylamino, and  $-\text{NR}^{27}\text{R}^{28}$ , wherein the alkyl chain(s) of lower alkyl, lower alkoxy, lower alkylthio, mono-alkylamino, or di-alkylamino are optionally substituted with one or more substituents selected from the group consisting of fluoro,  $-\text{OH}$ ,  $-\text{NH}_2$ , lower alkoxy, fluoro substituted lower alkoxy, lower alkylthio, fluoro substituted lower alkylthio, mono-alkylamino, di-alkylamino, and cycloalkylamino; or

any two of  $\text{R}^{19}$  and  $\text{R}^{20}$  on the same or different carbons combine to form a 3-7 membered monocyclic cycloalkyl or 5-7 membered monocyclic heterocycloalkyl and any others of  $\text{R}^{19}$  and  $\text{R}^{20}$  are independently selected from the group consisting of hydrogen, fluoro,  $-\text{OH}$ ,  $-\text{NH}_2$ , lower alkyl, lower alkoxy, lower alkylthio, mono-alkylamino, di-alkylamino, and  $-\text{NR}^{27}\text{R}^{28}$ , wherein the alkyl chain(s) of lower alkyl, lower alkoxy, lower alkylthio, mono-alkylamino, or di-alkylamino are optionally substituted with one or more substituents selected from the group consisting of fluoro,  $-\text{OH}$ ,  $-\text{NH}_2$ , lower alkoxy, fluoro substituted lower alkoxy, lower alkylthio, fluoro substituted lower alkylthio, mono-alkylamino, di-alkylamino, and cycloalkylamino, and wherein the monocyclic cycloalkyl or monocyclic heterocycloalkyl are optionally substituted with one or more substituents selected from the group consisting of halogen,  $-\text{OH}$ ,  $-\text{NH}_2$ , lower alkyl, fluoro substituted lower alkyl, lower alkoxy, fluoro substituted lower alkoxy, lower alkylthio, fluoro substituted lower alkylthio, mono-alkylamino, di-alkylamino, and cycloalkylamino;

$\text{R}^{21}$  and  $\text{R}^{22}$  at each occurrence are independently hydrogen or optionally substituted lower alkyl;

$R^{23}$  at each occurrence is independently selected from the group consisting of optionally substituted lower alkyl, optionally substituted lower alkenyl, provided, however, that no alkene carbon thereof is bound to any -C(O)-, -C(S)-, -S(O)<sub>2</sub>-, -O-, -S-, or -N- of any of -NHR<sup>23</sup>, -OR<sup>23</sup>, -SR<sup>23</sup>, -NHC(O)R<sup>23</sup>, -NR<sup>23</sup>C(O)R<sup>23</sup>, -NHC(S)R<sup>23</sup>, -NR<sup>23</sup>C(S)R<sup>23</sup>, -NHS(O)<sub>2</sub>R<sup>23</sup>, -NR<sup>23</sup>S(O)<sub>2</sub>R<sup>23</sup>, -NHC(O)NHR<sup>23</sup>, -NR<sup>23</sup>C(O)NH<sub>2</sub>, -NR<sup>23</sup>C(O)NHR<sup>23</sup>, -NHC(O)NR<sup>23</sup>R<sup>23</sup>, -NR<sup>23</sup>C(O)NR<sup>23</sup>R<sup>23</sup>, -NHC(S)NHR<sup>23</sup>, -NR<sup>23</sup>C(S)NH<sub>2</sub>, -NR<sup>23</sup>C(S)NHR<sup>23</sup>, -NHC(S)NR<sup>23</sup>R<sup>23</sup>, -NR<sup>23</sup>C(S)NR<sup>23</sup>R<sup>23</sup>, -NHS(O)<sub>2</sub>NHR<sup>23</sup>, -NR<sup>23</sup>S(O)<sub>2</sub>NH<sub>2</sub>, -NR<sup>23</sup>S(O)<sub>2</sub>NHR<sup>23</sup>, -NHS(O)<sub>2</sub>NR<sup>23</sup>R<sup>23</sup>, or -NR<sup>23</sup>S(O)<sub>2</sub>NR<sup>23</sup>R<sup>23</sup>, optionally substituted lower alkynyl, provided, however, that no alkyne carbon thereof is bound to any -C(O)-, -C(S)-, -S(O)-, -S(O)<sub>2</sub>-, -O-, -S-, or -N- of any of -NHR<sup>23</sup>, -OR<sup>23</sup>, -SR<sup>23</sup>, -NHC(O)R<sup>23</sup>, -NR<sup>23</sup>C(O)R<sup>23</sup>, -NHC(S)R<sup>23</sup>, -NR<sup>23</sup>C(S)R<sup>23</sup>, -NHS(O)<sub>2</sub>R<sup>23</sup>, -NR<sup>23</sup>S(O)<sub>2</sub>R<sup>23</sup>, -NHC(O)NHR<sup>23</sup>, -NR<sup>23</sup>C(O)NH<sub>2</sub>, -NR<sup>23</sup>C(O)NHR<sup>23</sup>, -NHC(O)NR<sup>23</sup>R<sup>23</sup>, -NR<sup>23</sup>C(O)NR<sup>23</sup>R<sup>23</sup>, -NHC(S)NHR<sup>23</sup>, -NR<sup>23</sup>C(S)NH<sub>2</sub>, -NR<sup>23</sup>C(S)NHR<sup>23</sup>, -NHC(S)NR<sup>23</sup>R<sup>23</sup>, -NR<sup>23</sup>C(S)NR<sup>23</sup>R<sup>23</sup>, -NHS(O)<sub>2</sub>NHR<sup>23</sup>, -NR<sup>23</sup>S(O)<sub>2</sub>NH<sub>2</sub>, -NR<sup>23</sup>S(O)<sub>2</sub>NHR<sup>23</sup>, -NHS(O)<sub>2</sub>NR<sup>23</sup>R<sup>23</sup>, or -NR<sup>23</sup>S(O)<sub>2</sub>NR<sup>23</sup>R<sup>23</sup>, optionally substituted cycloalkyl, optionally substituted heterocycloalkyl, optionally substituted aryl, and optionally substituted heteroaryl;

$R^{24}$  and  $R^{25}$  at each occurrence are independently selected from the group consisting of optionally substituted lower alkyl, optionally substituted lower alkenyl, provided, however, that no alkene carbon thereof is bound to the nitrogen of -NR<sup>24</sup>R<sup>25</sup>, optionally substituted lower alkynyl, provided, however, that no alkyne carbon thereof is bound to the nitrogen of -NR<sup>24</sup>R<sup>25</sup>, optionally substituted cycloalkyl, optionally substituted heterocycloalkyl, optionally substituted aryl, and optionally substituted heteroaryl; or  $R^{24}$  and  $R^{25}$  together with the nitrogen to which they are attached form a monocyclic 5-7 membered optionally substituted heterocycloalkyl or a monocyclic 5 or 7 membered optionally substituted nitrogen containing heteroaryl;

$R^{26}$  at each occurrence is independently selected from the group consisting of hydrogen, lower alkyl, and lower alkyl substituted with one or more substituents selected from the group consisting of fluoro, -OH, -NH<sub>2</sub>, lower alkoxy, fluoro substituted lower alkoxy, lower alkylthio, fluoro substituted lower alkylthio, mono-alkylamino, fluoro substituted mono-alkylamino, di-alkylamino, fluoro substituted di-alkylamino, and -NR<sup>27</sup>R<sup>28</sup>, provided, however, that when  $R^{26}$  is substituted lower alkyl, any substitution on the lower alkyl carbon bound to the -N- of -NR<sup>26</sup>- is fluoro;

$R^{27}$  and  $R^{28}$  combine with the nitrogen to which they are attached to form a 5-7 membered heterocycloalkyl or 5-7 membered heterocycloalkyl substituted with one or more substituents selected from the group consisting of fluoro, -OH, -NH<sub>2</sub>, lower alkyl, fluoro

substituted lower alkyl, lower alkoxy, fluoro substituted lower alkoxy, lower alkylthio, and fluoro substituted lower alkylthio;

u is 1-6;

t is 0-3; and

s is 0-3;

provided that

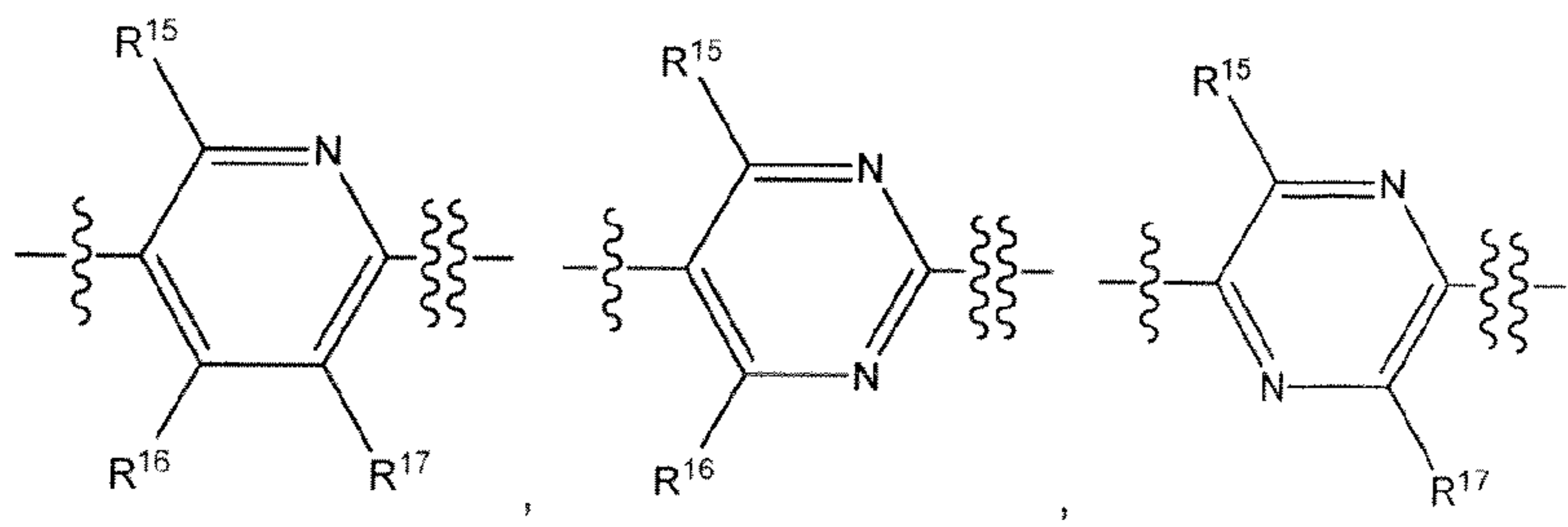
when V, W, U and Z are CH, n=1, E, F, G, J, and K are C, R<sup>15</sup>, R<sup>16</sup> and R<sup>17</sup> are H, A is -CH<sub>2</sub>-, -CH(OH)-, or -C(O)-, and M is -NHCH<sub>2</sub>-, then R<sup>1</sup> is not phenyl, 4-trifluoromethyl-phenyl, 4-methoxy-phenyl, 4-chloro-phenyl, 4-fluoro-phenyl, 4-methyl-phenyl, 3-fluoro-phenyl or thiophen-2-yl,

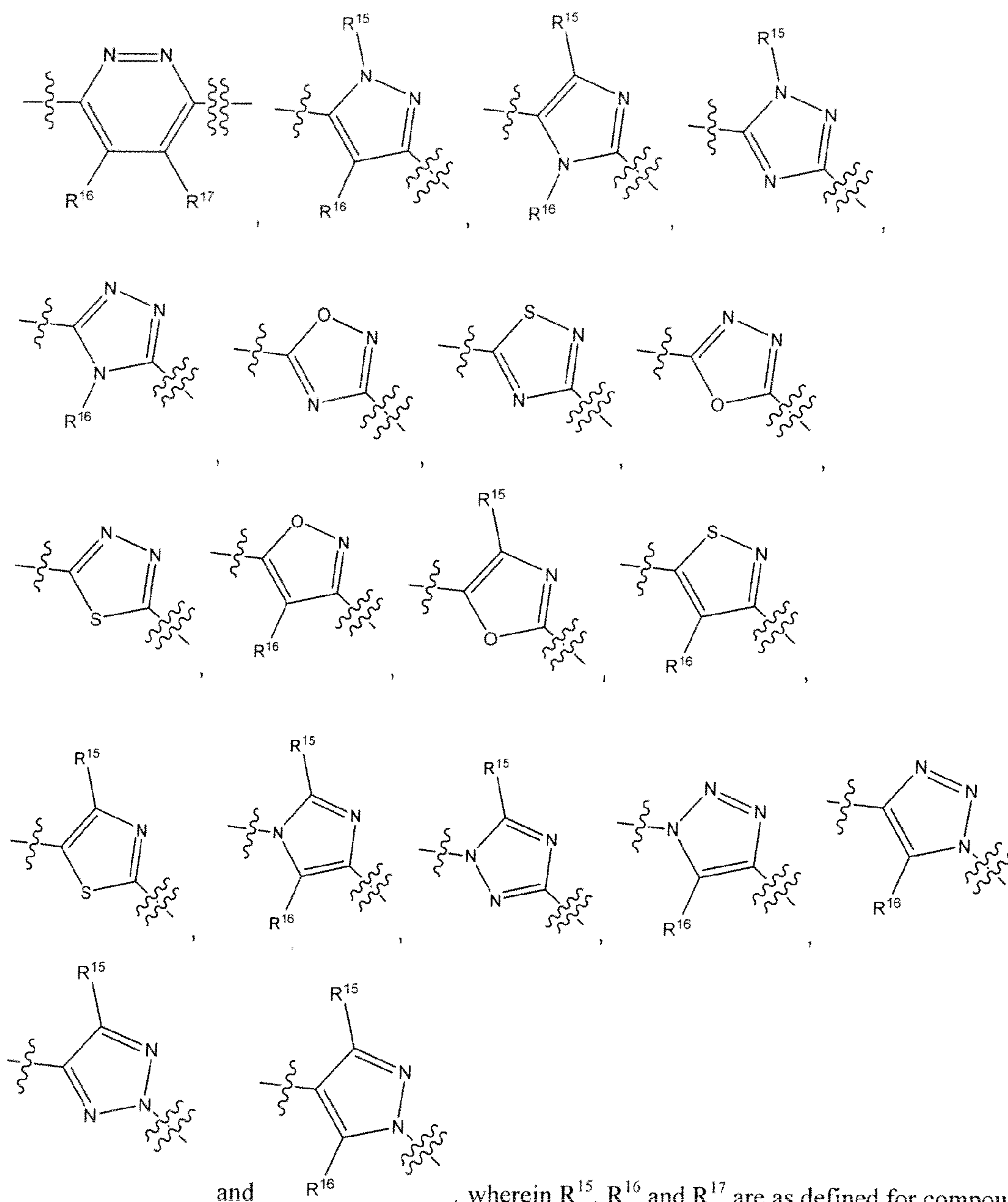
when V, W, U and Z are CH, n=1, E, F, G, J, and K are C, R<sup>15</sup>, R<sup>16</sup> and R<sup>17</sup> are H, and A is -CH<sub>2</sub>-, then M-R<sup>1</sup> is not -NHCH<sub>2</sub>CH(CH<sub>3</sub>)<sub>2</sub>,

when V, W, and U are CH, n=1, E, F, G, J, and K are C, R<sup>15</sup>, R<sup>16</sup> and R<sup>17</sup> are H, A is -CH<sub>2</sub>-, M-R<sup>1</sup> is -OCH<sub>3</sub>, and Z is CR<sup>18</sup>, then R<sup>18</sup> is not thiophen-3-yl, and

when V, W, and U are CH, n=0, F, J, and K are C, E is N, R<sup>15</sup> is CH<sub>3</sub>, R<sup>16</sup> is H, A is -C(O)-, M-R<sup>1</sup> is -CH(CH<sub>3</sub>)<sub>3</sub>, and Z is CR<sup>18</sup>, then R<sup>18</sup> is not 3-((E)-2-carboxy-vinyl)phenyl.

**[0017]** In one embodiment of the methods provided herein, in compounds of Formula Ib, the variables E, J, K, G, F, n, R<sup>15</sup>, R<sup>16</sup> and R<sup>17</sup> are selected to provide structures selected from the group consisting of





of Formula Ib and wherein indicates the point of attachment of A and indicates the point of attachment of M.

**[0018]** In one embodiment of the methods provided herein, in compounds of Formula Ib, the variable M is selected from the group consisting of  $-O-(CR^{19}R^{20})_s-$ ,  $-S-(CR^{19}R^{20})_s-$ ,  $-OC(O)-(CR^{19}R^{20})_s-$ ,  $-OC(S)-(CR^{19}R^{20})_s-$ ,  $-OC(O)NR^{26}-(CR^{19}R^{20})_s-$ ,  $-OC(S)NR^{26}-(CR^{19}R^{20})_s-$ ,  $-C(O)NR^{26}-(CR^{19}R^{20})_s-$ ,  $-C(S)NR^{26}-(CR^{19}R^{20})_s-$ ,  $-S(O)_2NR^{26}-(CR^{19}R^{20})_s-$ ,  $-NR^{26}-(CR^{19}R^{20})_s-$ ,  $-NR^{26}C(O)-(CR^{19}R^{20})_s-$ ,  $-NR^{26}C(S)-(CR^{19}R^{20})_s-$ ,  $-NR^{26}C(O)O-(CR^{19}R^{20})_s-$ ,



$-\text{NR}^{26}\text{C}(\text{S})\text{O}-(\text{CR}^{19}\text{R}^{20})_s-$ ,  $-\text{NR}^{26}\text{C}(\text{O})\text{NR}^{26}-(\text{CR}^{19}\text{R}^{20})_s-$ ,  $-\text{NR}^{26}\text{C}(\text{S})\text{NR}^{26}-(\text{CR}^{19}\text{R}^{20})_s-$ ,  
 $-\text{NR}^{26}\text{S}(\text{O})_2-(\text{CR}^{19}\text{R}^{20})_s-$ , and  $-\text{NR}^{26}\text{S}(\text{O})_2\text{NR}^{26}-(\text{CR}^{19}\text{R}^{20})_s-$ .

**[0019]** In one embodiment of the methods provided herein, in compounds of Formula Ib, the variable  $\text{R}^{26}$  at each occurrence is independently selected from the group consisting of hydrogen, lower alkyl, and lower alkyl substituted with 1, 2, or 3 substituents selected from the group consisting of fluoro,  $-\text{OH}$ ,  $-\text{NH}_2$ , alkoxy, lower alkylthio, mono-alkylamino, di-alkylamino and cycloalkylamino, provided that any substitution on the carbon that is bound to the nitrogen of  $-\text{NR}^{26}$  is fluoro.

**[0020]** In one embodiment of the methods provided herein, in compounds of Formula Ib, the variable  $\text{R}^1$  is selected from the group consisting of optionally substituted aryl and optionally substituted heteroaryl.

**[0021]** In one embodiment of the methods provided herein, in compounds of Formula Ib, the variable  $\text{Z}$  is  $\text{N}$  or  $\text{CH}$ ,  $n$  is 1,  $\text{E}-\text{R}^{15}$  is  $\text{N}$  or  $\text{CH}$ ,  $\text{K}-\text{R}^{16}$  is  $\text{N}$  or  $\text{CH}$ , and  $\text{G}-\text{R}^{17}$  is  $\text{N}$  or  $\text{CH}$ , provided no more than one of  $\text{E}-\text{R}^{15}$ ,  $\text{K}-\text{R}^{16}$  and  $\text{G}-\text{R}^{17}$  is  $\text{N}$ . In one embodiment,  $\text{Z}$  is  $\text{N}$  or  $\text{CH}$ ,  $n$  is 1, and  $\text{E}-\text{R}^{15}$ ,  $\text{K}-\text{R}^{16}$  and  $\text{G}-\text{R}^{17}$  are  $\text{CH}$ .

**[0022]** In one embodiment of the methods provided herein, in compounds of Formula Ib, the variables  $\text{V}$ ,  $\text{W}$  and  $\text{Z}$  are  $\text{CH}$ ,  $\text{U}$  is  $\text{CR}^{18}$ ,  $n$  is 1,  $\text{E}-\text{R}^{15}$  is  $\text{N}$  or  $\text{CH}$ ,  $\text{K}-\text{R}^{16}$  is  $\text{N}$  or  $\text{CH}$ , and  $\text{G}-\text{R}^{17}$  is  $\text{N}$  or  $\text{CH}$ , provided no more than one of  $\text{E}-\text{R}^{15}$ ,  $\text{K}-\text{R}^{16}$  and  $\text{G}-\text{R}^{17}$  is  $\text{N}$ . In another embodiment,  $\text{V}$ ,  $\text{W}$  and  $\text{Z}$  are  $\text{CH}$ ,  $\text{U}$  is  $\text{CR}^{18}$ ,  $n$  is 1, and  $\text{E}-\text{R}^{15}$ ,  $\text{K}-\text{R}^{16}$  and  $\text{G}-\text{R}^{17}$  are  $\text{CH}$ .

**[0023]** In one embodiment of the methods provided herein, in compounds of Formula Ib, the variable  $\text{Z}$  is  $\text{N}$  or  $\text{CH}$ ,  $n$  is 1,  $\text{E}-\text{R}^{15}$ ,  $\text{K}-\text{R}^{16}$  and  $\text{G}-\text{R}^{17}$  are  $\text{CH}$ ,  $\text{A}$  is  $-\text{CH}_2-$ ,  $\text{M}$  is  $-\text{NHCH}_2-$ , further wherein  $\text{R}^1$  is optionally substituted phenyl. In another embodiment,  $\text{V}$ ,  $\text{Z}$ ,  $\text{U}$  and  $\text{W}$  are  $\text{CH}$ ,  $n$  is 1,  $\text{E}-\text{R}^{15}$  is  $\text{N}$  or  $\text{CH}$ ,  $\text{K}-\text{R}^{16}$  is  $\text{N}$  or  $\text{CH}$ , and  $\text{G}-\text{R}^{17}$  is  $\text{N}$  or  $\text{CH}$ , provided no more than one of  $\text{E}-\text{R}^{15}$ ,  $\text{K}-\text{R}^{16}$  and  $\text{G}-\text{R}^{17}$  is  $\text{N}$ .

**[0024]** In one embodiment of the methods provided herein, in compounds of Formula Ib, the variable  $\text{Z}$  is  $\text{N}$  or  $\text{CH}$ ,  $n$  is 1,  $\text{E}-\text{R}^{15}$  is  $\text{N}$  or  $\text{CH}$ ,  $\text{K}-\text{R}^{16}$  is  $\text{N}$  or  $\text{CH}$ , and  $\text{G}-\text{R}^{17}$  is  $\text{N}$  or  $\text{CH}$ , provided no more than one of  $\text{E}-\text{R}^{15}$ ,  $\text{K}-\text{R}^{16}$  and  $\text{G}-\text{R}^{17}$  is  $\text{N}$ , and  $\text{R}^1$  is phenyl optionally substituted with one or more substituents selected from the group consisting of halogen,  $-\text{OH}$ ,  $-\text{NH}_2$ ,  $-\text{NO}_2$ ,  $-\text{CN}$ , optionally substituted lower alkyl and  $-\text{OR}^{29}$ , where  $\text{R}^{29}$  is selected from the group consisting of optionally substituted lower alkyl, optionally substituted cycloalkyl, optionally substituted heterocycloalkyl, optionally substituted aryl and optionally substituted heteroaryl.

[0025] In one embodiment of the methods provided herein, in compounds of Formula Ib, the variables V, Z, U and W are CH, n is 1, E-R<sup>15</sup>, K-R<sup>16</sup> and G-R<sup>17</sup> are CH, A is -CH<sub>2</sub>-, M is -NHCH<sub>2</sub>-, and R<sup>1</sup> is optionally substituted phenyl, further wherein R<sup>1</sup> is phenyl optionally substituted with one or more substituents selected from the group consisting of halogen, -OH, -NH<sub>2</sub>, -NO<sub>2</sub>, -CN, optionally substituted lower alkyl and -OR<sup>29</sup>, where R<sup>29</sup> is selected from the group consisting of optionally substituted lower alkyl, optionally substituted cycloalkyl, optionally substituted heterocycloalkyl, optionally substituted aryl and optionally substituted heteroaryl.

[0026] In one embodiment of the methods provided herein, in compounds of Formula Ib, the variables V, W and Z are CH, U is CR<sup>18</sup>, n is 1, E-R<sup>15</sup>, K-R<sup>16</sup> and G-R<sup>17</sup> are CH, A is -CH<sub>2</sub>-, M is -NHCH<sub>2</sub>-, and R<sup>1</sup> is optionally substituted phenyl, further wherein R<sup>1</sup> is phenyl optionally substituted with one or more substituents selected from the group consisting of halogen, -OH, -NH<sub>2</sub>, -NO<sub>2</sub>, -CN, optionally substituted lower alkyl and -OR<sup>29</sup>, where R<sup>29</sup> is selected from the group consisting of optionally substituted lower alkyl, optionally substituted cycloalkyl, optionally substituted heterocycloalkyl, optionally substituted aryl and optionally substituted heteroaryl.

[0027] In one embodiment of the methods provided herein, in compounds of Formula Ib, when n is 1, and E, K and G are C, at least one of R<sup>15</sup>, R<sup>16</sup> and R<sup>17</sup> is other than hydrogen. In another embodiment, n is 1, one of E, K, and G are N and the other two of E, K, and G are C and at least one of R<sup>15</sup>, R<sup>16</sup> and R<sup>17</sup> is other than hydrogen. In another embodiment, n is 1, E, K and G are C, and at least one of R<sup>15</sup>, R<sup>16</sup> and R<sup>17</sup> is other than hydrogen.

[0028] In one embodiment of the methods provided herein, in compounds of Formula Ib, n is 1, V and W are CH, U and Z are independently CR<sup>18</sup>, one of E, K, and G are N and the other two of E, K, and G are C and at least one of R<sup>15</sup>, R<sup>16</sup> and R<sup>17</sup> is other than hydrogen. In another embodiment, n is 1, V and W are CH, U and Z are independently CR<sup>18</sup>, E, K and G are C, and at least one of R<sup>15</sup>, R<sup>16</sup> and R<sup>17</sup> is other than hydrogen.

[0029] In one embodiment of the methods provided herein, in compounds of Formula Ib, n is 1, one of E, K, and G are N and the other two of E, K, and G are C, at least one of R<sup>15</sup>, R<sup>16</sup> and R<sup>17</sup> is other than hydrogen, A is -CH<sub>2</sub>-, M is -NHCH<sub>2</sub>-, further wherein R<sup>1</sup> is optionally substituted phenyl. In another embodiment, n is 1, E, K, and G are C, at least one of R<sup>15</sup>, R<sup>16</sup> and R<sup>17</sup> is other than hydrogen, A is -CH<sub>2</sub>-, M is -NHCH<sub>2</sub>-, further wherein R<sup>1</sup> is optionally substituted phenyl.

[0030] In one embodiment of the methods provided herein, in compounds of Formula Ib, n is 1, V, Z, U and W are CH, one of E, K, and G are N and the other two of E, K, and G are C and at least one of R<sup>15</sup>, R<sup>16</sup> and R<sup>17</sup> is other than hydrogen. In another embodiment, V, Z, U and W are CH, E, K and G are C, and at least one of R<sup>15</sup>, R<sup>16</sup> and R<sup>17</sup> is other than hydrogen.

[0031] In one embodiment of the methods provided herein, in compounds of Formula Ib, Z is  $CR^{18}$ , wherein  $R^{18}$  is other than hydrogen, n is 1,  $E-R^{15}$  is N or CH,  $K-R^{16}$  is N or CH and  $G-R^{17}$  is N or CH. In another embodiment, Z is  $CR^{18}$ , wherein  $R^{18}$  is other than hydrogen, n is 1, and  $E-R^{15}$ ,  $K-R^{16}$  and  $G-R^{17}$  are CH. In another embodiment, Z is  $CR^{18}$ , wherein  $R^{18}$  is other than hydrogen, U is  $CR^{18}$ , V and W are CH, n is 1, and  $E-R^{15}$ ,  $K-R^{16}$  and  $G-R^{17}$  are CH, further wherein U is CH.

[0032] In one embodiment of the methods provided herein, in compounds of Formula Ib, Z is  $CR^{18}$ , wherein  $R^{18}$  is other than hydrogen, n is 1,  $E-R^{15}$ ,  $K-R^{16}$  and  $G-R^{17}$  are CH, A is  $-CH_2-$ , M is  $-NHCH_2-$ , further wherein  $R^1$  is optionally substituted phenyl. In a further embodiment, Z is  $CR^{18}$ , wherein  $R^{18}$  is other than hydrogen, U is  $CR^{18}$ , V and W are CH, n is 1,  $E-R^{15}$ ,  $K-R^{16}$  and  $G-R^{17}$  are CH, A is  $-CH_2-$ , M is  $-NHCH_2-$ , further wherein  $R^1$  is optionally substituted phenyl. In a further embodiment, Z is  $CR^{18}$ , wherein  $R^{18}$  is other than hydrogen, V, U and W are CH, n is 1,  $E-R^{15}$ ,  $K-R^{16}$  and  $G-R^{17}$  are CH, A is  $-CH_2-$ , M is  $-NHCH_2-$ , further wherein  $R^1$  is optionally substituted phenyl.

[0033] In one embodiment of the methods provided herein, in compounds of Formula Ib, U is  $CR^{18}$ , wherein  $R^{18}$  is other than hydrogen, n is 1,  $E-R^{15}$  is N or CH,  $K-R^{16}$  is N or CH and  $G-R^{17}$  is N or CH. In another embodiment, U is  $CR^{18}$ , wherein  $R^{18}$  is other than hydrogen, n is 1, and  $E-R^{15}$ ,  $K-R^{16}$  and  $G-R^{17}$  are CH. In another embodiment, U is  $CR^{18}$ , wherein  $R^{18}$  is other than hydrogen, Z is  $CR^{18}$ , V and W are CH, n is 1, and  $E-R^{15}$ ,  $K-R^{16}$  and  $G-R^{17}$  are CH, further wherein Z is CH.

[0034] In one embodiment of the methods provided herein, in compounds of Formula Ib, U is  $CR^{18}$ , wherein  $R^{18}$  is other than hydrogen, n is 1,  $E-R^{15}$ ,  $K-R^{16}$  and  $G-R^{17}$  are CH, A is  $-CH_2-$ , M is  $-NHCH_2-$ , further wherein  $R^1$  is optionally substituted phenyl. In a further embodiment, U is  $CR^{18}$ , wherein  $R^{18}$  is other than hydrogen, Z is  $CR^{18}$ , V and W are CH, n is 1,  $E-R^{15}$ ,  $K-R^{16}$  and  $G-R^{17}$  are CH, A is  $-CH_2-$ , M is  $-NHCH_2-$ , further wherein  $R^1$  is optionally substituted phenyl. In a further embodiment, U is  $CR^{18}$ , wherein  $R^{18}$  is other than hydrogen, V, Z and W are CH, n is 1,  $E-R^{15}$ ,  $K-R^{16}$  and  $G-R^{17}$  are CH, A is  $-CH_2-$ , M is  $-NHCH_2-$ , further wherein  $R^1$  is optionally substituted phenyl.

[0035] In one embodiment of the methods provided herein, in compounds of Formula Ib, further to any of the above embodiments,  $R^{15}$ ,  $R^{16}$  and  $R^{17}$  are independently selected from the group consisting of halogen,  $-OH$ , lower alkyl, fluoro substituted lower alkyl, lower alkoxy, and fluoro substituted lower alkoxy. Further to any of these embodiments  $R^1$  is phenyl optionally substituted with one or more substituents selected from the group consisting of halogen,  $-OH$ ,  $-NH_2$ ,  $-NO_2$ ,  $-CN$ , optionally substituted lower alkyl and  $-OR^{29}$ , where  $R^{29}$  is selected from the group consisting

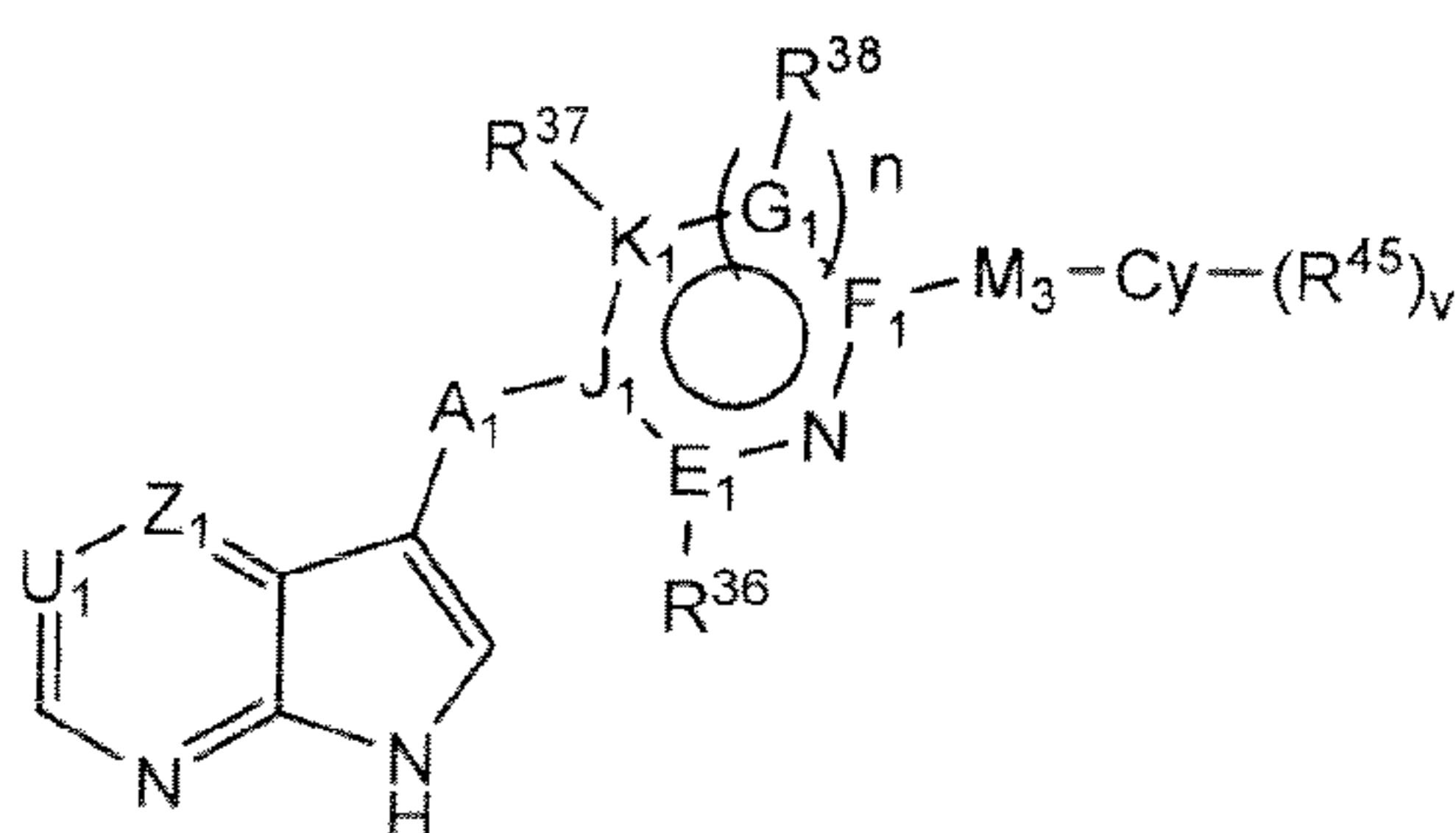
of optionally substituted lower alkyl, optionally substituted cycloalkyl, optionally substituted heterocycloalkyl, optionally substituted aryl and optionally substituted heteroaryl.

[0036] In one embodiment of the methods provided herein, in compounds of Formula Ib, further to any of the above embodiments,  $R^{18}$  is selected from the group consisting of halogen, -OH, optionally substituted lower alkyl and  $-OR^{29}$ , where  $R^{29}$  is selected from the group consisting of optionally substituted lower alkyl, optionally substituted cycloalkyl, optionally substituted heterocycloalkyl, optionally substituted aryl and optionally substituted heteroaryl. Further to any of these embodiments,  $R^1$  is phenyl optionally substituted with one or more substituents selected from the group consisting of halogen, -OH,  $-NH_2$ ,  $-NO_2$ ,  $-CN$ , optionally substituted lower alkyl and  $-OR^{29}$ , where  $R^{29}$  is selected from the group consisting of optionally substituted lower alkyl, optionally substituted cycloalkyl, optionally substituted heterocycloalkyl, optionally substituted aryl and optionally substituted heteroaryl.

[0037] In another embodiment of methods provided herein, in compounds of Formula Ib, M is a bond and  $R^1$  is other than thiophenyl.

[0038] In another embodiment of the methods provided herein, in compounds of Formula Ib, Z is N or  $CR^{18}$  wherein  $R^{18}$  is not hydrogen. Further to this embodiment, as allowed in the description of Formula Ib, E is  $NR^{15}$  or  $CR^{15}$ , K is  $NR^{16}$  or  $CR^{16}$  and G is  $CR^{17}$ , or combinations thereof, wherein at least one of  $R^{15}$ ,  $R^{16}$  and  $R^{17}$  is not hydrogen.

[0039] In one embodiment of the methods provided herein, a compound of Formula I has a structure according to the following sub-generic structure, Formula Ig,



Formula Ig,

all salts, prodrugs, tautomers, and isomers thereof,

wherein:

$Z_1$  is selected from the group consisting of N and  $CR^{34}$ ;

$U_1$  is selected from the group consisting of N and  $CR^{35}$ ;

$A_1$  is selected from the group consisting of  $-CH_2-$  and  $-C(O)-$ ;

$M_3$  is selected from the group consisting of a bond,  $-NR^{39}$ -,  $-S$ -,  $-O$ -,  $-NR^{39}CH_2$ -,  
 $-NR^{39}CH(R^{40})$ -,  $-SCH_2$ -,  $-OCH_2$ -,  $-C(O)NR^{39}$ -,  $-S(O)_2NR^{39}$ -,  $-CH_2NR^{39}$ -,  $-CH(R^{40})NR^{39}$ -,  
 $-NR^{39}C(O)$ -, and  $-NR^{39}S(O)_2$ -;

$n$  is 0 or 1;

$v$  is 0, 1, 2 or 3;

$F_1$  and  $J_1$  are both C or one of  $F_1$  and  $J_1$  is C and the other of  $F_1$  and  $J_1$  is N;

$E_1$  and  $K_1$  are independently selected from C, N, O or S;

$G_1$  is selected from C or N;

wherein

when  $n$  is 1,  $F_1$  and  $J_1$  are C, and  $E_1$ ,  $G_1$  and  $K_1$  are C, or any one of  $E_1$ ,  $G_1$  and  $K_1$  is N  
and the other two of  $E_1$ ,  $G_1$  and  $K_1$  are C, provided that when  $E_1$ ,  $G_1$  or  $K_1$  is N,  
 $R^{36}$ ,  $R^{37}$  and  $R^{38}$ , respectively, are absent;

when  $n$  is 0 and  $F_1$  and  $J_1$  are both C, then one of  $E_1$  and  $K_1$  is C or N and the other of  
 $E_1$  and  $K_1$  is C, N, O or S, provided both  $E_1$  and  $K_1$  are not C, and provided that  
when both  $E_1$  and  $K_1$  are N, one of  $R^{36}$  and  $R^{37}$  is absent, and provided that when  
one of  $E_1$  and  $K_1$  are N and the other is O or S,  $R^{36}$  and  $R^{37}$  are absent;

when  $n$  is 0, one of  $F_1$  and  $J_1$  is N and the other of  $F_1$  and  $J_1$  is C, then one of  $E_1$  and  $K_1$   
is N and the other of  $E_1$  and  $K_1$  is C, or both  $E_1$  and  $K_1$  are C, provided that when  
 $E_1$  is N,  $R^{36}$  is absent and when  $K_1$  is N,  $R^{37}$  is absent;

$Cy$  is selected from the group consisting of cycloalkyl, heterocycloalkyl, aryl and heteroaryl;  
 $R^{34}$  and  $R^{35}$  are independently selected from the group consisting of hydrogen,  $-OR^{41}$ ,  $-SR^{41}$ ,  
 $-NHR^{41}$ ,  $-NR^{41}R^{41}$ ,  $-NR^{39}C(O)R^{41}$ ,  $-NR^{39}S(O)_2R^{41}$ , halogen, lower alkyl, cycloalkyl,  
heterocycloalkyl, aryl and heteroaryl, wherein lower alkyl is optionally substituted with  
one or more substituents selected from the group consisting of fluoro, lower alkoxy, fluoro  
substituted lower alkoxy, lower alkylthio, fluoro substituted lower alkylthio, mono-  
alkylamino, di-alkylamino, cycloalkyl, heterocycloalkyl, aryl, and heteroaryl, wherein  
cycloalkyl, heterocycloalkyl, aryl, and heteroaryl as  $R^{34}$  or  $R^{35}$ , or as substituents of lower  
alkyl are optionally substituted with one or more substituents selected from the group  
consisting of  $-OH$ ,  $-NH_2$ ,  $-CN$ ,  $-NO_2$ ,  $-S(O)_2NH_2$ ,  $-C(O)NH_2$ ,  $-OR^{42}$ ,  $-SR^{42}$ ,  $-NHR^{42}$ ,  
 $-NR^{42}R^{42}$ ,  $-NR^{39}C(O)R^{42}$ ,  $-NR^{39}S(O)_2R^{42}$ ,  $-S(O)_2R^{42}$ , halogen, lower alkyl, fluoro  
substituted lower alkyl, and cycloalkylamino;

$R^{45}$  at each occurrence is independently selected from the group consisting of  $-OR^{41}$ ,  $-SR^{41}$ ,  
 $-NHR^{41}$ ,  $-NR^{41}R^{41}$ ,  $-NR^{39}C(O)R^{41}$ ,  $-NR^{39}S(O)_2R^{41}$ , halogen, lower alkyl, cycloalkyl,  
heterocycloalkyl, aryl and heteroaryl, wherein lower alkyl is optionally substituted with  
one or more substituents selected from the group consisting of fluoro, lower alkoxy, fluoro  
substituted lower alkoxy, lower alkylthio, fluoro substituted lower alkylthio, mono-

alkylamino, di-alkylamino, cycloalkyl, heterocycloalkyl, aryl, and heteroaryl, wherein cycloalkyl, heterocycloalkyl, aryl, and heteroaryl as R<sup>45</sup>, or as substituents of lower alkyl are optionally substituted with one or more substituents selected from the group consisting of -OH, -NH<sub>2</sub>, -CN, -NO<sub>2</sub>, -S(O)<sub>2</sub>NH<sub>2</sub>, -C(O)NH<sub>2</sub>, -OR<sup>42</sup>, -SR<sup>42</sup>, -NHR<sup>42</sup>, -NR<sup>42</sup>R<sup>42</sup>, -NR<sup>39</sup>C(O)R<sup>42</sup>, -NR<sup>39</sup>S(O)<sub>2</sub>R<sup>42</sup>, -S(O)<sub>2</sub>R<sup>42</sup>, halogen, lower alkyl, fluoro substituted lower alkyl, and cycloalkylamino;

R<sup>36</sup> is selected from the group consisting of hydrogen, halogen, lower alkyl, fluoro substituted lower alkyl, lower alkoxy, and fluoro substituted lower alkoxy when E<sub>1</sub> is C, is absent when E<sub>1</sub> is O or S or when n=1 and E<sub>1</sub> is N, and is absent or selected from the group consisting of hydrogen, lower alkyl, and fluoro substituted lower alkyl when n=0 and E<sub>1</sub> is N;

R<sup>37</sup> is selected from the group consisting of hydrogen, halogen, lower alkyl, fluoro substituted lower alkyl, lower alkoxy, and fluoro substituted lower alkoxy when K<sub>1</sub> is C, is absent when K<sub>1</sub> is O or S or when n=1 and K<sub>1</sub> is N, and is absent or selected from the group consisting of hydrogen, lower alkyl, and fluoro substituted lower alkyl when n=0 and K<sub>1</sub> is N;

R<sup>38</sup> is selected from the group consisting of hydrogen, halogen, lower alkyl, fluoro substituted lower alkyl, lower alkoxy, and fluoro substituted lower alkoxy when G<sub>1</sub> is C, or is absent when G<sub>1</sub> is N;

R<sup>39</sup> at each occurrence is independently hydrogen or lower alkyl;

R<sup>40</sup> is lower alkyl or fluoro substituted lower alkyl;

R<sup>41</sup> is selected from the group consisting of lower alkyl, cycloalkyl, heterocycloalkyl, aryl and heteroaryl, wherein lower alkyl is optionally substituted with one or more substituents selected from the group consisting of fluoro, lower alkoxy, fluoro substituted lower alkoxy, lower alkylthio, fluoro substituted lower alkylthio, mono-alkylamino, di-alkylamino, cycloalkyl, heterocycloalkyl, aryl, and heteroaryl, wherein cycloalkyl, heterocycloalkyl, aryl, and heteroaryl as R<sup>41</sup> or as substituents of lower alkyl are optionally substituted with one or more substituents selected from the group consisting of -OH, -NH<sub>2</sub>, -CN, -NO<sub>2</sub>, -S(O)<sub>2</sub>NH<sub>2</sub>, -C(O)NH<sub>2</sub>, -OR<sup>42</sup>, -SR<sup>42</sup>, -NHR<sup>42</sup>, -NR<sup>42</sup>R<sup>42</sup>, -NR<sup>39</sup>C(O)R<sup>42</sup>, -NR<sup>39</sup>S(O)<sub>2</sub>R<sup>42</sup>, -S(O)<sub>2</sub>R<sup>42</sup>, halogen, lower alkyl, fluoro substituted lower alkyl, and cycloalkylamino; and

R<sup>42</sup> at each occurrence is independently selected from the group consisting of lower alkyl, heterocycloalkyl and heteroaryl, wherein lower alkyl is optionally substituted with one or more substituents selected from the group consisting of fluoro, lower alkoxy, fluoro substituted lower alkoxy, lower alkylthio, fluoro substituted lower alkylthio, mono-alkylamino, di-alkylamino, and cycloalkylamino, and heterocycloalkyl and heteroaryl are

optionally substituted with one or more substituents selected from the group consisting of halogen, -CN, lower alkyl, fluoro substituted lower alkyl, lower alkoxy and fluoro substituted lower alkoxy.

**[0040]** In one embodiment of methods provided herein, in compounds of Formula Ig, n is 1, G<sub>1</sub> and K<sub>1</sub> are C, and E is N or C, preferably wherein E is C.

**[0041]** In one embodiment of the methods provided herein, in compounds of Formula Ig, M<sub>3</sub> is selected from the group consisting of -NR<sup>39</sup>-, -O-, -NR<sup>39</sup>CH<sub>2</sub>-, -NR<sup>39</sup>CH(R<sup>40</sup>)-, -SCH<sub>2</sub>-, -OCH<sub>2</sub>-, -CH<sub>2</sub>NR<sup>39</sup>-, -NR<sup>39</sup>C(O)-, and -NR<sup>39</sup>S(O)<sub>2</sub>-, preferably wherein M<sub>3</sub> is -NR<sup>39</sup>CH<sub>2</sub>-, -NR<sup>39</sup>CH(R<sup>40</sup>)-, -SCH<sub>2</sub>-, -OCH<sub>2</sub>-, or -CH<sub>2</sub>NR<sup>39</sup>-.

**[0042]** In one embodiment of the methods provided herein, in compounds of Formula Ig, n is 1, G<sub>1</sub> and K<sub>1</sub> are C, and E is N or C, preferably wherein E is C, and M<sub>3</sub> is selected from the group consisting of -NR<sup>39</sup>-, -O-, -NR<sup>39</sup>CH<sub>2</sub>-, -NR<sup>39</sup>CH(R<sup>40</sup>)-, -SCH<sub>2</sub>-, -OCH<sub>2</sub>-, -CH<sub>2</sub>NR<sup>39</sup>-, -NR<sup>39</sup>C(O)-, and -NR<sup>39</sup>S(O)<sub>2</sub>-, preferably wherein M<sub>3</sub> is -NR<sup>39</sup>CH<sub>2</sub>-, -NR<sup>39</sup>CH(R<sup>40</sup>)-, -SCH<sub>2</sub>-, -OCH<sub>2</sub>-, or -CH<sub>2</sub>NR<sup>39</sup>-.

**[0043]** In one embodiment of the methods provided herein, in compounds of Formula Ig, each R<sup>45</sup> is selected from the group consisting of -OH, -NH<sub>2</sub>, -CN, -NO<sub>2</sub>, halogen, lower alkyl, fluoro substituted lower alkyl, lower alkoxy, fluoro substituted lower alkoxy, lower thioalkyl, fluoro substituted lower thioalkyl, mono-alkylamino, di-alkylamino and cycloalkylamino, preferably wherein v is 0, 1, or 2, also 0 or 1.

**[0044]** In one embodiment of the methods provided herein, in compounds of Formula Ig, n is 1, G<sub>1</sub> and K<sub>1</sub> are C, and E is N or C, preferably wherein E is C, M<sub>3</sub> is selected from the group consisting of -NR<sup>39</sup>-, -O-, -NR<sup>39</sup>CH<sub>2</sub>-, -NR<sup>39</sup>CH(R<sup>40</sup>)-, -SCH<sub>2</sub>-, -OCH<sub>2</sub>-, -CH<sub>2</sub>NR<sup>39</sup>-, -NR<sup>39</sup>C(O)-, and -NR<sup>39</sup>S(O)<sub>2</sub>-, preferably wherein M<sub>3</sub> is -NR<sup>39</sup>CH<sub>2</sub>-, -NR<sup>39</sup>CH(R<sup>40</sup>)-, -SCH<sub>2</sub>-, -OCH<sub>2</sub>-, or -CH<sub>2</sub>NR<sup>39</sup>-, and each R<sup>45</sup> is selected from the group consisting of -OH, -NH<sub>2</sub>, -CN, -NO<sub>2</sub>, halogen, lower alkyl, fluoro substituted lower alkyl, lower alkoxy, fluoro substituted lower alkoxy, lower thioalkyl, fluoro substituted lower thioalkyl, mono-alkylamino, di-alkylamino and cycloalkylamino, preferably wherein v is 0, 1, or 2, also 0 or 1.

**[0045]** In one embodiment of the methods provided herein, in compounds of Formula Ig, Z<sub>1</sub> is CR<sup>34</sup>, U<sub>1</sub> is CR<sup>35</sup>, and R<sup>34</sup> and R<sup>35</sup> are both hydrogen. In one embodiment, Z<sub>1</sub> is CR<sup>34</sup>, U<sub>1</sub> is CR<sup>35</sup>, and R<sup>34</sup> and R<sup>35</sup> are independently selected from the group consisting of hydrogen, -OR<sup>41</sup>, halogen, lower alkyl, cycloalkyl, heterocycloalkyl, aryl and heteroaryl, wherein cycloalkyl, heterocycloalkyl, aryl and heteroaryl are optionally substituted with one or more substituents

selected from the group consisting of -OH, -NH<sub>2</sub>, -CN, -NO<sub>2</sub>, -S(O)<sub>2</sub>NH<sub>2</sub>, -C(O)NH<sub>2</sub>, -OR<sup>42</sup>, -SR<sup>42</sup>, -NHR<sup>42</sup>, -NR<sup>42</sup>R<sup>42</sup>, -NR<sup>39</sup>C(O)R<sup>42</sup>, -NR<sup>39</sup>S(O)<sub>2</sub>R<sup>42</sup>, -S(O)<sub>2</sub>R<sup>42</sup>, halogen, lower alkyl, fluoro substituted lower alkyl, and cycloalkylamino, and wherein lower alkyl is optionally substituted with one or more substituents selected from the group consisting of fluoro, lower alkoxy, fluoro substituted lower alkoxy, lower alkylthio, fluoro substituted lower alkylthio, mono-alkylamino, di-alkylamino, and cycloalkylamino. In a further embodiment, one of R<sup>34</sup> and R<sup>35</sup> is hydrogen, and the other of R<sup>34</sup> and R<sup>35</sup> is selected from the group consisting of hydrogen, halogen, lower alkyl, lower alkoxy, aryl and heteroaryl, wherein aryl and heteroaryl are optionally substituted with one or more substituents selected from the group consisting of -OH, -NH<sub>2</sub>, -CN, -NO<sub>2</sub>, -S(O)<sub>2</sub>NH<sub>2</sub>, -C(O)NH<sub>2</sub>, -OR<sup>42</sup>, -SR<sup>42</sup>, -NHR<sup>42</sup>, -NR<sup>42</sup>R<sup>42</sup>, -NR<sup>39</sup>C(O)R<sup>42</sup>, -NR<sup>39</sup>S(O)<sub>2</sub>R<sup>42</sup>, -S(O)<sub>2</sub>R<sup>42</sup>, halogen, lower alkyl, fluoro substituted lower alkyl, and cycloalkylamino, and wherein lower alkyl and lower alkoxy are optionally substituted with one or more substituents selected from the group consisting of fluoro, lower alkoxy, fluoro substituted lower alkoxy, lower alkylthio, fluoro substituted lower alkylthio, mono-alkylamino, di-alkylamino, and cycloalkylamino, further wherein the other of R<sup>34</sup> and R<sup>35</sup> is selected from the group consisting of halogen, lower alkyl, and lower alkoxy, wherein lower alkyl and lower alkoxy are optionally substituted with one or more substituents selected from the group consisting of fluoro, lower alkoxy, fluoro substituted lower alkoxy, lower alkylthio, fluoro substituted lower alkylthio, mono-alkylamino, di-alkylamino, and cycloalkylamino.

**[0046]** In one embodiment of the methods provided herein, in compounds of Formula Ig, each R<sup>45</sup> is independently selected from the group consisting of -OH, -NH<sub>2</sub>, -CN, -NO<sub>2</sub>, halogen, lower alkyl, fluoro substituted lower alkyl, lower alkoxy, fluoro substituted lower alkoxy, lower thioalkyl, fluoro substituted lower thioalkyl, mono-alkylamino, di-alkylamino and cycloalkylamino, preferably wherein v is 0, 1, or 2, also 0 or 1, Z<sub>1</sub> is CR<sup>34</sup>, U<sub>1</sub> is CR<sup>35</sup>, and R<sup>34</sup> and R<sup>35</sup> are independently selected from the group consisting of hydrogen, -OR<sup>41</sup>, halogen, lower alkyl, cycloalkyl, heterocycloalkyl, aryl and heteroaryl, wherein cycloalkyl, heterocycloalkyl, aryl and heteroaryl are optionally substituted with one or more substituents selected from the group consisting of -OH, -NH<sub>2</sub>, -CN, -NO<sub>2</sub>, -S(O)<sub>2</sub>NH<sub>2</sub>, -C(O)NH<sub>2</sub>, -OR<sup>42</sup>, -SR<sup>42</sup>, -NHR<sup>42</sup>, -NR<sup>42</sup>R<sup>42</sup>, -NR<sup>39</sup>C(O)R<sup>42</sup>, -NR<sup>39</sup>S(O)<sub>2</sub>R<sup>42</sup>, -S(O)<sub>2</sub>R<sup>42</sup>, halogen, lower alkyl, fluoro substituted lower alkyl, and cycloalkylamino, and wherein lower alkyl is optionally substituted with one or more substituents selected from the group consisting of fluoro, lower alkoxy, fluoro substituted lower alkoxy, lower alkylthio, fluoro substituted lower alkylthio, mono-alkylamino, di-alkylamino, and cycloalkylamino. In a further embodiment, both of R<sup>34</sup> and R<sup>35</sup> are hydrogen.

**[0047]** In one embodiment of the methods provided herein, in compounds of Formula Ig, each R<sup>45</sup> is selected from the group consisting of -OH, -NH<sub>2</sub>, -CN, -NO<sub>2</sub>, halogen, lower alkyl, fluoro



}

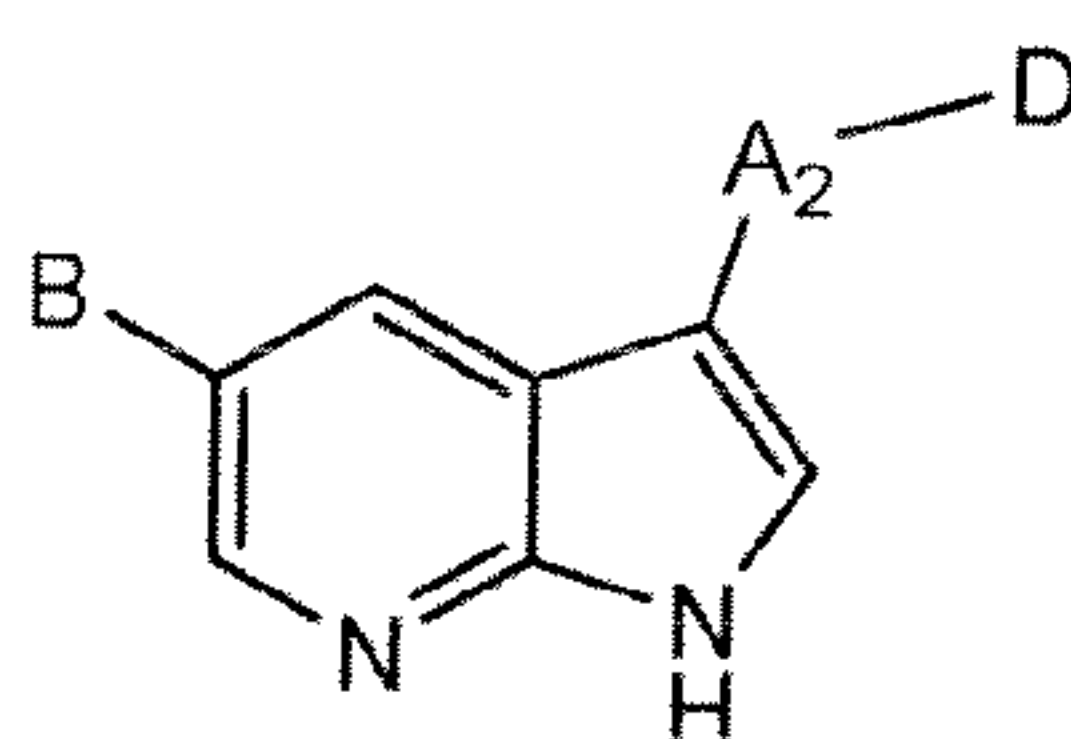
substituted lower alkyl, lower alkoxy, fluoro substituted lower alkoxy, lower thioalkyl, fluoro substituted lower thioalkyl, mono-alkylamino, di-alkylamino and cycloalkylamino, preferably wherein  $v$  is 0, 1, or 2, also 0 or 1,  $Z_1$  is  $CR^{34}$ ,  $U_1$  is  $CR^{35}$ , one of  $R^{34}$  and  $R^{35}$  is hydrogen, and the other of  $R^{34}$  and  $R^{35}$  is selected from the group consisting of hydrogen, halogen, lower alkyl, lower alkoxy, aryl and heteroaryl, wherein aryl and heteroaryl are optionally substituted with one or more substituents selected from the group consisting of -OH, -NH<sub>2</sub>, -CN, -NO<sub>2</sub>, -S(O)<sub>2</sub>NH<sub>2</sub>, -C(O)NH<sub>2</sub>, -OR<sup>42</sup>, -SR<sup>42</sup>, -NHR<sup>42</sup>, -NR<sup>42</sup>R<sup>42</sup>, -NR<sup>39</sup>C(O)R<sup>42</sup>, -NR<sup>39</sup>S(O)<sub>2</sub>R<sup>42</sup>, -S(O)<sub>2</sub>R<sup>42</sup>, halogen, lower alkyl, fluoro substituted lower alkyl, and cycloalkylamino, and wherein lower alkyl and lower alkoxy are optionally substituted with one or more substituents selected from the group consisting of fluoro, lower alkoxy, fluoro substituted lower alkoxy, lower alkylthio, fluoro substituted lower alkylthio, mono-alkylamino, di-alkylamino, and cycloalkylamino, further wherein the other of  $R^{34}$  and  $R^{35}$  is selected from the group consisting of halogen, lower alkyl, and lower alkoxy, wherein lower alkyl and lower alkoxy are optionally substituted with one or more substituents selected from the group consisting of fluoro, lower alkoxy, fluoro substituted lower alkoxy, lower alkylthio, fluoro substituted lower alkylthio, mono-alkylamino, di-alkylamino, and cycloalkylamino.

**[0048]** In one embodiment of the methods provided herein, in compounds of Formula Ig,  $n$  is 1,  $G_1$  and  $K_1$  are C, and  $E$  is N or C, preferably wherein  $E$  is C,  $M_3$  is selected from the group consisting of -NR<sup>39</sup>-, -O-, -NR<sup>39</sup>CH<sub>2</sub>-, -NR<sup>39</sup>CH(R<sup>40</sup>)-, -SCH<sub>2</sub>-, -OCH<sub>2</sub>-, -CH<sub>2</sub>NR<sup>39</sup>-, -NR<sup>39</sup>C(O)-, and -NR<sup>39</sup>S(O)<sub>2</sub>-, preferably wherein  $M_3$  is -NR<sup>39</sup>CH<sub>2</sub>-, -NR<sup>39</sup>CH(R<sup>40</sup>)-, -SCH<sub>2</sub>-, -OCH<sub>2</sub>-, or -CH<sub>2</sub>NR<sup>39</sup>-, each  $R^{45}$  is selected from the group consisting of -OH, -NH<sub>2</sub>, -CN, -NO<sub>2</sub>, halogen, lower alkyl, fluoro substituted lower alkyl, lower alkoxy, fluoro substituted lower alkoxy, lower thioalkyl, fluoro substituted lower thioalkyl, mono-alkylamino, di-alkylamino and cycloalkylamino, preferably wherein  $v$  is 0, 1, or 2, also 0 or 1,  $Z_1$  is  $CR^{34}$ ,  $U_1$  is  $CR^{35}$ , and  $R^{34}$  and  $R^{35}$  are both hydrogen.

**[0049]** In one embodiment of the methods provided herein, in compounds of Formula Ig,  $n$  is 1,  $G_1$  and  $K_1$  are C, and  $E$  is N or C, preferably wherein  $E$  is C,  $M_3$  is selected from the group consisting of -NR<sup>39</sup>-, -O-, -NR<sup>39</sup>CH<sub>2</sub>-, -NR<sup>39</sup>CH(R<sup>40</sup>)-, -SCH<sub>2</sub>-, -OCH<sub>2</sub>-, -CH<sub>2</sub>NR<sup>39</sup>-, -NR<sup>39</sup>C(O)-, and -NR<sup>39</sup>S(O)<sub>2</sub>-, preferably wherein  $M_3$  is -NR<sup>39</sup>CH<sub>2</sub>-, -NR<sup>39</sup>CH(R<sup>40</sup>)-, -SCH<sub>2</sub>-, -OCH<sub>2</sub>-, or -CH<sub>2</sub>NR<sup>39</sup>-, each  $R^{45}$  is selected from the group consisting of -OH, -NH<sub>2</sub>, -CN, -NO<sub>2</sub>, halogen, lower alkyl, fluoro substituted lower alkyl, lower alkoxy, fluoro substituted lower alkoxy, lower thioalkyl, fluoro substituted lower thioalkyl, mono-alkylamino, di-alkylamino and cycloalkylamino, preferably wherein  $v$  is 0, 1, or 2, also 0 or 1,  $Z_1$  is  $CR^{34}$  and  $U_1$  is  $CR^{35}$ , and  $R^{34}$  and  $R^{35}$  are independently selected from the group consisting of hydrogen, -OR<sup>41</sup>, halogen, lower alkyl, cycloalkyl, heterocycloalkyl, aryl and heteroaryl, wherein cycloalkyl, heterocycloalkyl, aryl

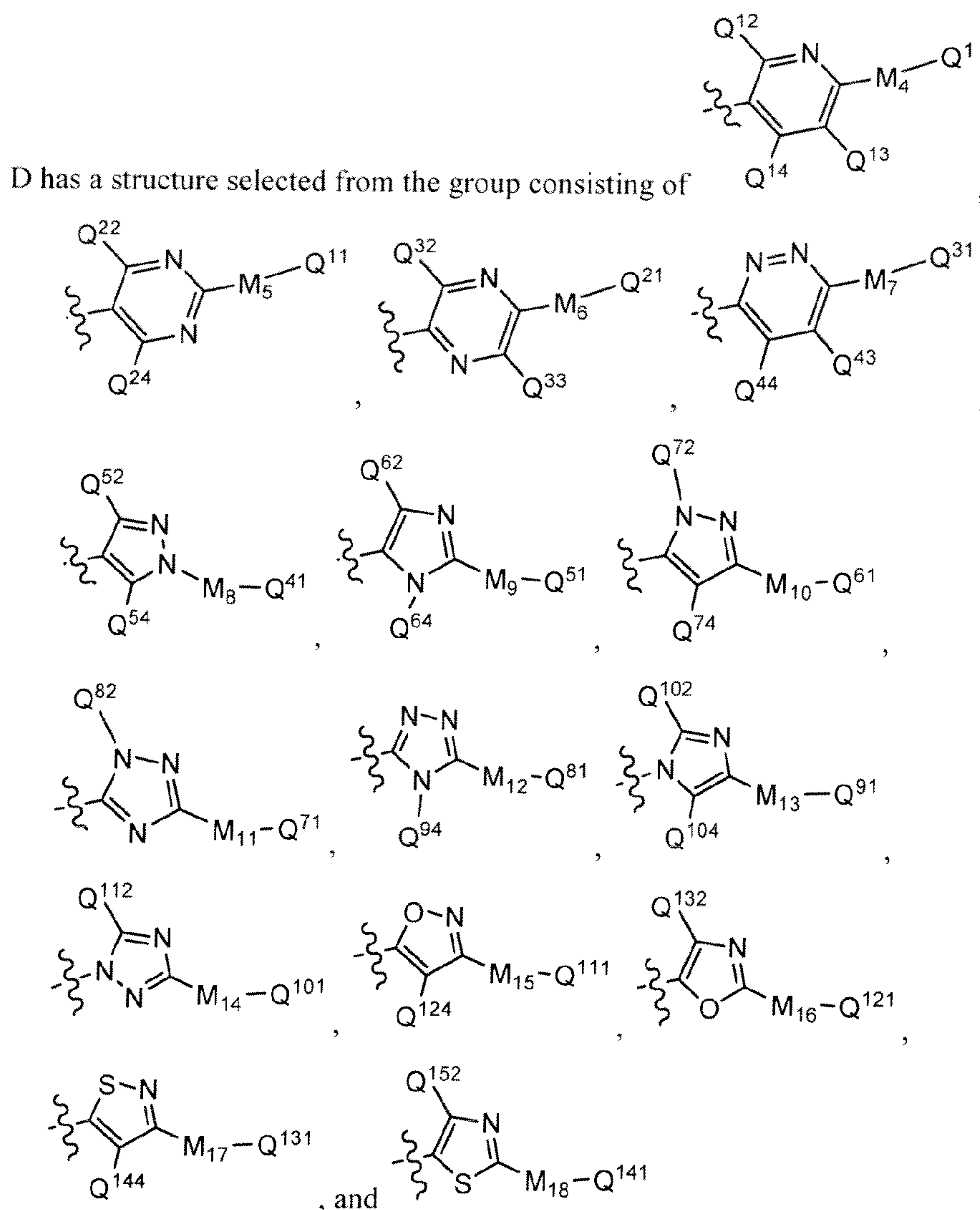
and heteroaryl are optionally substituted with one or more substituents selected from the group consisting of -OH, -NH<sub>2</sub>, -CN, -NO<sub>2</sub>, -S(O)<sub>2</sub>NH<sub>2</sub>, -C(O)NH<sub>2</sub>, -OR<sup>42</sup>, -SR<sup>42</sup>, -NHR<sup>42</sup>, -NR<sup>42</sup>R<sup>42</sup>, -NR<sup>39</sup>C(O)R<sup>42</sup>, -NR<sup>39</sup>S(O)<sub>2</sub>R<sup>42</sup>, -S(O)<sub>2</sub>R<sup>42</sup>, halogen, lower alkyl, fluoro substituted lower alkyl, and cycloalkylamino, and wherein lower alkyl is optionally substituted with one or more substituents selected from the group consisting of fluoro, lower alkoxy, fluoro substituted lower alkoxy, lower alkylthio, fluoro substituted lower alkylthio, mono-alkylamino, di-alkylamino, and cycloalkylamino. In a further embodiment, one of R<sup>34</sup> and R<sup>35</sup> is hydrogen, and the other of R<sup>34</sup> and R<sup>35</sup> is selected from the group consisting of halogen, lower alkyl, lower alkoxy, aryl and heteroaryl, wherein aryl and heteroaryl are optionally substituted with one or more substituents selected from the group consisting of -OH, -NH<sub>2</sub>, -CN, -NO<sub>2</sub>, -S(O)<sub>2</sub>NH<sub>2</sub>, -C(O)NH<sub>2</sub>, -OR<sup>42</sup>, -SR<sup>42</sup>, -NHR<sup>42</sup>, -NR<sup>42</sup>R<sup>42</sup>, -NR<sup>39</sup>C(O)R<sup>42</sup>, -NR<sup>39</sup>S(O)<sub>2</sub>R<sup>42</sup>, -S(O)<sub>2</sub>R<sup>42</sup>, halogen, lower alkyl, fluoro substituted lower alkyl, and cycloalkylamino, and wherein lower alkyl and lower alkoxy are optionally substituted with one or more substituents selected from the group consisting of fluoro, lower alkoxy, fluoro substituted lower alkoxy, lower alkylthio, fluoro substituted lower alkylthio, mono-alkylamino, di-alkylamino, and cycloalkylamino, further wherein the other of R<sup>34</sup> and R<sup>35</sup> is selected from the group consisting of halogen, lower alkyl, and lower alkoxy, wherein lower alkyl and lower alkoxy are optionally substituted with one or more substituents selected from the group consisting of fluoro, lower alkoxy, fluoro substituted lower alkoxy, lower alkylthio, fluoro substituted lower alkylthio, mono-alkylamino, di-alkylamino, and cycloalkylamino, further wherein R<sup>34</sup> is hydrogen.

[0050] In one embodiment of the methods provided herein, a compound of Formula I has a structure according to the following sub-generic structure, Formula II,



Formula II

all salts, prodrugs, tautomers, and isomers thereof,  
wherein:



in which indicates the attachment point of D to A<sub>2</sub> of Formula II;

A<sub>2</sub> is selected from the group consisting of -CR<sup>19</sup>R<sup>20</sup>-, -C(O)-, -C(S)-, -S-, -S(O)-, -S(O)<sub>2</sub>-, -NR<sup>21</sup>-, and -O-, provided, however, that when A<sub>2</sub> is NR<sup>21</sup>, N is not bound to a nitrogen of D;

B is selected from the group consisting of hydrogen, halogen, optionally substituted lower alkyl, optionally substituted cycloalkyl, optionally substituted heterocycloalkyl, optionally substituted aryl, optionally substituted heteroaryl, -OH, -NH<sub>2</sub>, -NO<sub>2</sub>, -CN, -NHC(O)NH<sub>2</sub>, -NHC(S)NH<sub>2</sub>, -NHS(O)<sub>2</sub>NH<sub>2</sub>, -C(O)NH<sub>2</sub>, -C(S)NH<sub>2</sub>, -S(O)<sub>2</sub>NH<sub>2</sub>, -NR<sup>24</sup>R<sup>25</sup>, -NHR<sup>23</sup>, -OR<sup>23</sup>, -SR<sup>23</sup>, -C(O)R<sup>23</sup>, -C(S)R<sup>23</sup>, -S(O)R<sup>23</sup>, -S(O)<sub>2</sub>R<sup>23</sup>, -C(O)NHR<sup>23</sup>, -C(O)NR<sup>23</sup>R<sup>23</sup>, -C(S)NHR<sup>23</sup>, -C(S)NR<sup>23</sup>R<sup>23</sup>, -S(O)<sub>2</sub>NHR<sup>23</sup>, -S(O)<sub>2</sub>NR<sup>23</sup>R<sup>23</sup>, -NHC(O)R<sup>23</sup>, -NR<sup>23</sup>C(O)R<sup>23</sup>, -NHC(S)R<sup>23</sup>, -NR<sup>23</sup>C(S)R<sup>23</sup>, -NHS(O)<sub>2</sub>R<sup>23</sup>, -NR<sup>23</sup>S(O)<sub>2</sub>R<sup>23</sup>, -NHC(O)NHR<sup>23</sup>, -NR<sup>23</sup>C(O)NH<sub>2</sub>, -NR<sup>23</sup>C(O)NHR<sup>23</sup>, -NHC(O)NR<sup>23</sup>R<sup>23</sup>, -NR<sup>23</sup>C(O)NR<sup>23</sup>R<sup>23</sup>,

-NHC(S)NHR<sup>23</sup>, -NR<sup>23</sup>C(S)NH<sub>2</sub>, -NR<sup>23</sup>C(S)NHR<sup>23</sup>, -NHC(S)NR<sup>23</sup>R<sup>23</sup>, -NR<sup>23</sup>C(S)NR<sup>23</sup>R<sup>23</sup>,  
 -NHS(O)<sub>2</sub>NHR<sup>23</sup>, -NR<sup>23</sup>S(O)<sub>2</sub>NH<sub>2</sub>, -NR<sup>23</sup>S(O)<sub>2</sub>NHR<sup>23</sup>, -NHS(O)<sub>2</sub>NR<sup>23</sup>R<sup>23</sup>, and  
 -NR<sup>23</sup>S(O)<sub>2</sub>NR<sup>23</sup>R<sup>23</sup>;

M<sub>4</sub> is -NR<sup>39</sup>CH<sub>2</sub>-, -NR<sup>39</sup>CH(R<sup>40</sup>)-, -NR<sup>39</sup>CH<sub>2</sub>CH<sub>2</sub>-, or -NR<sup>39</sup>C(O)-;

M<sub>5</sub>, M<sub>6</sub>, M<sub>7</sub>, M<sub>9</sub>, M<sub>10</sub>, M<sub>11</sub>, M<sub>12</sub>, M<sub>13</sub>, M<sub>14</sub>, M<sub>15</sub>, M<sub>16</sub>, M<sub>17</sub> and M<sub>18</sub> are selected from the group

consisting of a bond, -(CR<sup>19</sup>R<sup>20</sup>)<sub>u</sub>-, -(CR<sup>19</sup>R<sup>20</sup>)<sub>t</sub>-C(O)-(CR<sup>19</sup>R<sup>20</sup>)<sub>s</sub>-,  
 -(CR<sup>19</sup>R<sup>20</sup>)<sub>t</sub>-C(S)-(CR<sup>19</sup>R<sup>20</sup>)<sub>s</sub>-, -(CR<sup>19</sup>R<sup>20</sup>)<sub>t</sub>-C(O)O-(CR<sup>19</sup>R<sup>20</sup>)<sub>s</sub>-,  
 -(CR<sup>19</sup>R<sup>20</sup>)<sub>t</sub>-C(S)O-(CR<sup>19</sup>R<sup>20</sup>)<sub>s</sub>-, -(CR<sup>19</sup>R<sup>20</sup>)<sub>t</sub>-C(O)NR<sup>26</sup>-(CR<sup>19</sup>R<sup>20</sup>)<sub>s</sub>-,  
 -(CR<sup>19</sup>R<sup>20</sup>)<sub>t</sub>-C(S)NR<sup>26</sup>-(CR<sup>19</sup>R<sup>20</sup>)<sub>s</sub>-, -(CR<sup>19</sup>R<sup>20</sup>)<sub>t</sub>-S(O)-(CR<sup>19</sup>R<sup>20</sup>)<sub>s</sub>-,  
 -(CR<sup>19</sup>R<sup>20</sup>)<sub>t</sub>-S(O)<sub>2</sub>-(CR<sup>19</sup>R<sup>20</sup>)<sub>s</sub>-, -(CR<sup>19</sup>R<sup>20</sup>)<sub>t</sub>-S(O)<sub>2</sub>NR<sup>26</sup>-(CR<sup>19</sup>R<sup>20</sup>)<sub>s</sub>-,  
 -(CR<sup>19</sup>R<sup>20</sup>)<sub>t</sub>-O-(CR<sup>19</sup>R<sup>20</sup>)<sub>s</sub>-, -(CR<sup>19</sup>R<sup>20</sup>)<sub>t</sub>-OC(O)-(CR<sup>19</sup>R<sup>20</sup>)<sub>s</sub>-, -(CR<sup>19</sup>R<sup>20</sup>)<sub>t</sub>-OC(S)-(CR<sup>19</sup>R<sup>20</sup>)<sub>s</sub>-,  
 -(CR<sup>19</sup>R<sup>20</sup>)<sub>t</sub>-OC(O)NR<sup>26</sup>-(CR<sup>19</sup>R<sup>20</sup>)<sub>s</sub>-, -(CR<sup>19</sup>R<sup>20</sup>)<sub>t</sub>-OC(S)NR<sup>26</sup>-(CR<sup>19</sup>R<sup>20</sup>)<sub>s</sub>-,  
 -(CR<sup>19</sup>R<sup>20</sup>)<sub>t</sub>-S-(CR<sup>19</sup>R<sup>20</sup>)<sub>s</sub>-, -(CR<sup>19</sup>R<sup>20</sup>)<sub>t</sub>-NR<sup>26</sup>-(CR<sup>19</sup>R<sup>20</sup>)<sub>s</sub>-,  
 -(CR<sup>19</sup>R<sup>20</sup>)<sub>t</sub>-NR<sup>26</sup>C(O)-(CR<sup>19</sup>R<sup>20</sup>)<sub>s</sub>-, -(CR<sup>19</sup>R<sup>20</sup>)<sub>t</sub>-NR<sup>26</sup>C(S)-(CR<sup>19</sup>R<sup>20</sup>)<sub>s</sub>-,  
 -(CR<sup>19</sup>R<sup>20</sup>)<sub>t</sub>-NR<sup>26</sup>C(O)O-(CR<sup>19</sup>R<sup>20</sup>)<sub>s</sub>-, -(CR<sup>19</sup>R<sup>20</sup>)<sub>t</sub>-NR<sup>26</sup>C(S)O-(CR<sup>19</sup>R<sup>20</sup>)<sub>s</sub>-,  
 -(CR<sup>19</sup>R<sup>20</sup>)<sub>t</sub>-NR<sup>26</sup>C(O)NR<sup>26</sup>-(CR<sup>19</sup>R<sup>20</sup>)<sub>s</sub>-, -(CR<sup>19</sup>R<sup>20</sup>)<sub>t</sub>-NR<sup>26</sup>C(S)NR<sup>26</sup>-(CR<sup>19</sup>R<sup>20</sup>)<sub>s</sub>-,  
 -(CR<sup>19</sup>R<sup>20</sup>)<sub>t</sub>-NR<sup>26</sup>S(O)<sub>2</sub>-(CR<sup>19</sup>R<sup>20</sup>)<sub>s</sub>-, and -(CR<sup>19</sup>R<sup>20</sup>)<sub>t</sub>-NR<sup>26</sup>S(O)<sub>2</sub>NR<sup>26</sup>-(CR<sup>19</sup>R<sup>20</sup>)<sub>s</sub>-;

M<sub>8</sub> is selected from the group consisting of a bond, -(CR<sup>19</sup>R<sup>20</sup>)<sub>u</sub>-, -(CR<sup>19</sup>R<sup>20</sup>)<sub>t</sub>-C(O)-(CR<sup>19</sup>R<sup>20</sup>)<sub>s</sub>-,

-(CR<sup>19</sup>R<sup>20</sup>)<sub>t</sub>-C(S)-(CR<sup>19</sup>R<sup>20</sup>)<sub>s</sub>-, -(CR<sup>19</sup>R<sup>20</sup>)<sub>t</sub>-C(O)O-(CR<sup>19</sup>R<sup>20</sup>)<sub>s</sub>-,  
 -(CR<sup>19</sup>R<sup>20</sup>)<sub>t</sub>-C(S)O-(CR<sup>19</sup>R<sup>20</sup>)<sub>s</sub>-, -(CR<sup>19</sup>R<sup>20</sup>)<sub>t</sub>-C(O)NR<sup>26</sup>-(CR<sup>19</sup>R<sup>20</sup>)<sub>s</sub>-,  
 -(CR<sup>19</sup>R<sup>20</sup>)<sub>t</sub>-C(S)NR<sup>26</sup>-(CR<sup>19</sup>R<sup>20</sup>)<sub>s</sub>-, -(CR<sup>19</sup>R<sup>20</sup>)<sub>t</sub>-S(O)-(CR<sup>19</sup>R<sup>20</sup>)<sub>s</sub>-,  
 -(CR<sup>19</sup>R<sup>20</sup>)<sub>t</sub>-S(O)<sub>2</sub>-(CR<sup>19</sup>R<sup>20</sup>)<sub>s</sub>-, -(CR<sup>19</sup>R<sup>20</sup>)<sub>t</sub>-S(O)<sub>2</sub>NR<sup>26</sup>-(CR<sup>19</sup>R<sup>20</sup>)<sub>s</sub>-,  
 -(CR<sup>19</sup>R<sup>20</sup>)<sub>w</sub>-O-(CR<sup>19</sup>R<sup>20</sup>)<sub>s</sub>-, -(CR<sup>19</sup>R<sup>20</sup>)<sub>w</sub>-OC(O)-(CR<sup>19</sup>R<sup>20</sup>)<sub>s</sub>-,  
 -(CR<sup>19</sup>R<sup>20</sup>)<sub>w</sub>-OC(S)-(CR<sup>19</sup>R<sup>20</sup>)<sub>s</sub>-, -(CR<sup>19</sup>R<sup>20</sup>)<sub>w</sub>-OC(O)NR<sup>26</sup>-(CR<sup>19</sup>R<sup>20</sup>)<sub>s</sub>-,  
 -(CR<sup>19</sup>R<sup>20</sup>)<sub>w</sub>-OC(S)NR<sup>26</sup>-(CR<sup>19</sup>R<sup>20</sup>)<sub>s</sub>-, -(CR<sup>19</sup>R<sup>20</sup>)<sub>w</sub>-S-(CR<sup>19</sup>R<sup>20</sup>)<sub>s</sub>-,  
 -(CR<sup>19</sup>R<sup>20</sup>)<sub>w</sub>-NR<sup>26</sup>-(CR<sup>19</sup>R<sup>20</sup>)<sub>s</sub>-, -(CR<sup>19</sup>R<sup>20</sup>)<sub>w</sub>-NR<sup>26</sup>C(O)-(CR<sup>19</sup>R<sup>20</sup>)<sub>s</sub>-,  
 -(CR<sup>19</sup>R<sup>20</sup>)<sub>w</sub>-NR<sup>26</sup>C(S)-(CR<sup>19</sup>R<sup>20</sup>)<sub>s</sub>-, -(CR<sup>19</sup>R<sup>20</sup>)<sub>w</sub>-NR<sup>26</sup>C(O)O-(CR<sup>19</sup>R<sup>20</sup>)<sub>s</sub>-,  
 -(CR<sup>19</sup>R<sup>20</sup>)<sub>w</sub>-NR<sup>26</sup>C(S)O-(CR<sup>19</sup>R<sup>20</sup>)<sub>s</sub>-, -(CR<sup>19</sup>R<sup>20</sup>)<sub>w</sub>-NR<sup>26</sup>C(O)NR<sup>26</sup>-(CR<sup>19</sup>R<sup>20</sup>)<sub>s</sub>-,  
 -(CR<sup>19</sup>R<sup>20</sup>)<sub>w</sub>-NR<sup>26</sup>C(S)NR<sup>26</sup>-(CR<sup>19</sup>R<sup>20</sup>)<sub>s</sub>-, -(CR<sup>19</sup>R<sup>20</sup>)<sub>w</sub>-NR<sup>26</sup>S(O)<sub>2</sub>-(CR<sup>19</sup>R<sup>20</sup>)<sub>s</sub>-, and  
 -(CR<sup>19</sup>R<sup>20</sup>)<sub>w</sub>-NR<sup>26</sup>S(O)<sub>2</sub>NR<sup>26</sup>-(CR<sup>19</sup>R<sup>20</sup>)<sub>s</sub>-;

Q<sup>1</sup> is aryl or heteroaryl, wherein aryl or heteroaryl are optionally substituted with one or more substituents selected from the group consisting of halogen, lower alkyl, fluoro substituted lower alkyl, -NHS(O)<sub>2</sub>R<sup>43</sup>, -NHC(O)R<sup>43</sup>, -NHR<sup>43</sup>, -NR<sup>43</sup>R<sup>43</sup>, -OR<sup>43</sup>, SR<sup>43</sup>, S(O)R<sup>43</sup>, and -S(O)<sub>2</sub>R<sup>43</sup>;

Q<sup>11</sup>, Q<sup>21</sup>, Q<sup>31</sup>, Q<sup>41</sup>, Q<sup>51</sup>, Q<sup>61</sup>, Q<sup>71</sup>, Q<sup>81</sup>, Q<sup>91</sup>, Q<sup>101</sup>, Q<sup>111</sup>, Q<sup>121</sup>, Q<sup>131</sup>, and Q<sup>141</sup> are selected from the group consisting of optionally substituted lower alkyl, optionally substituted cycloalkyl,

optionally substituted heterocycloalkyl, optionally substituted aryl and optionally substituted heteroaryl;

$Q^{12}$  is fluoro, chloro or  $-CF_3$ ;

$Q^{13}$  and  $Q^{14}$  are independently hydrogen, fluoro, chloro, lower alkyl, or fluoro substituted lower alkyl;

$Q^{22}$ ,  $Q^{24}$ ,  $Q^{32}$ ,  $Q^{33}$ ,  $Q^{43}$ ,  $Q^{44}$ ,  $Q^{52}$ ,  $Q^{54}$ ,  $Q^{102}$  and  $Q^{104}$  are independently selected from the group consisting of hydrogen, halogen, lower alkyl, fluoro substituted lower alkyl,  $-NR^{44}R^{44}$ ,  $-OR^{44}$ , and  $-SR^{44}$ , provided, however, that at least one of  $Q^{22}$  and  $Q^{24}$ , at least one of  $Q^{32}$  and  $Q^{33}$ , at least one of  $Q^{43}$  and  $Q^{44}$ , at least one of  $Q^{52}$  and  $Q^{54}$ , and at least one of  $Q^{102}$  and  $Q^{104}$  is hydrogen, fluoro, chloro, lower alkyl or fluoro substituted lower alkyl;

$Q^{62}$ ,  $Q^{74}$ ,  $Q^{112}$ ,  $Q^{124}$ ,  $Q^{132}$ ,  $Q^{144}$ , and  $Q^{152}$  are hydrogen, fluoro, chloro, lower alkyl, fluoro substituted lower alkyl,  $-NR^{44}R^{44}$ ,  $-OR^{44}$ , or  $-SR^{44}$ ;

$Q^{64}$ ,  $Q^{72}$ ,  $Q^{82}$ , and  $Q^{94}$  are hydrogen, lower alkyl or fluoro substituted lower alkyl;

$R^{43}$  at each occurrence is independently optionally substituted lower alkyl, optionally substituted cycloalkyl, optionally substituted heterocycloalkyl, optionally substituted aryl or optionally substituted heteroaryl;

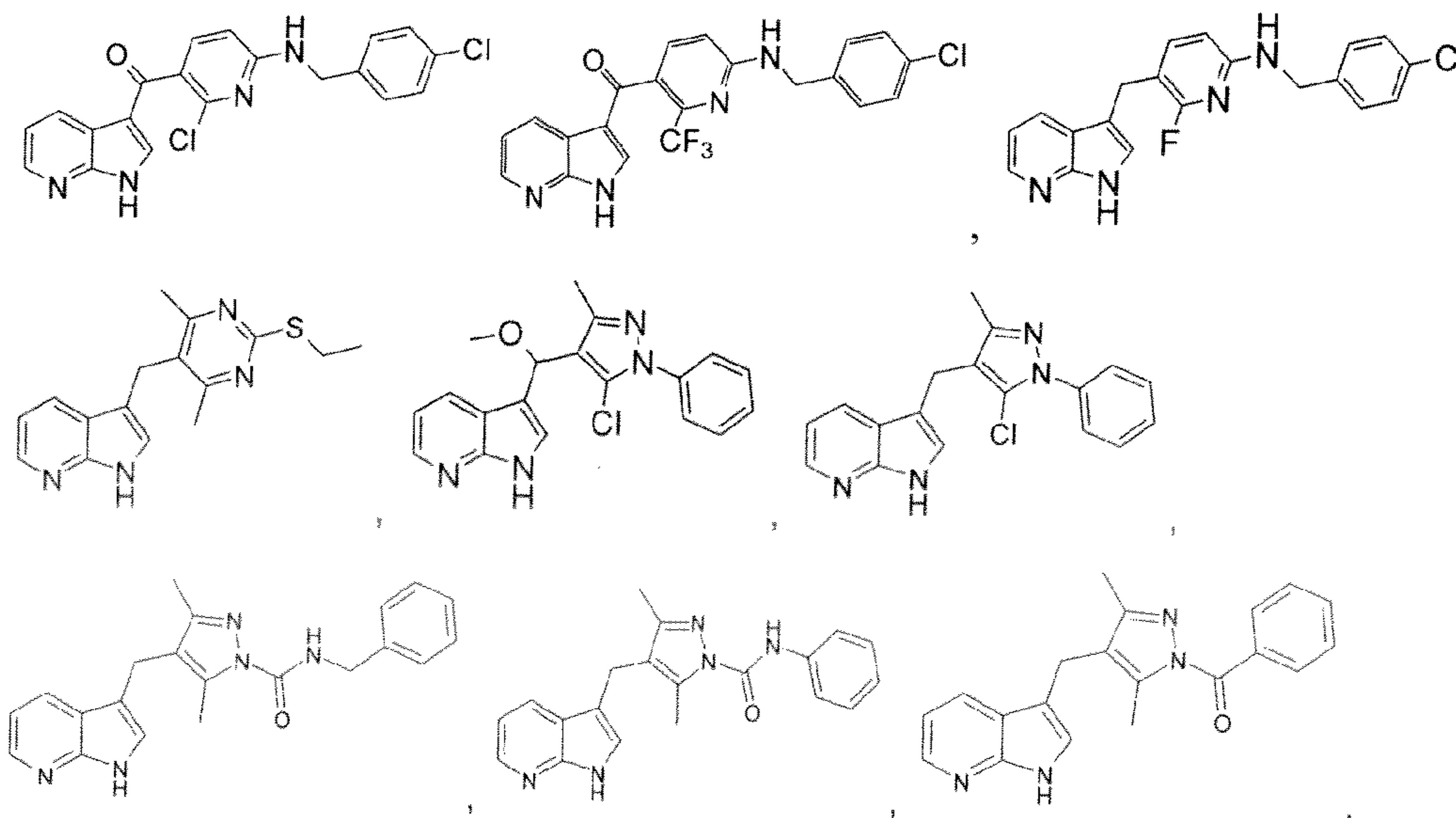
$R^{39}$  and  $R^{40}$  are as defined for Formula Ig;

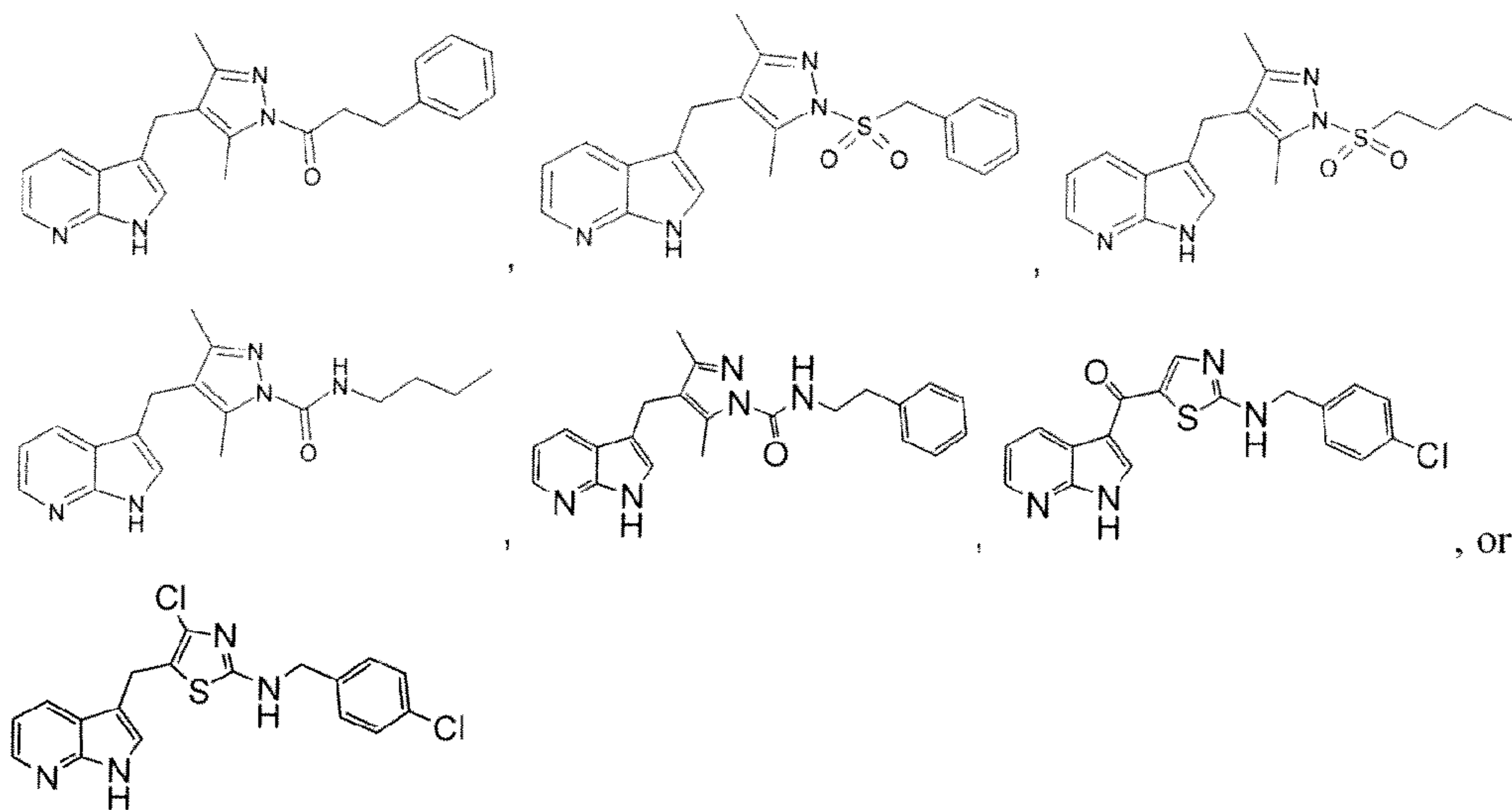
each  $R^{44}$  is independently hydrogen, lower alkyl or fluoro substituted lower alkyl;

w is 1, 2, or 3; and

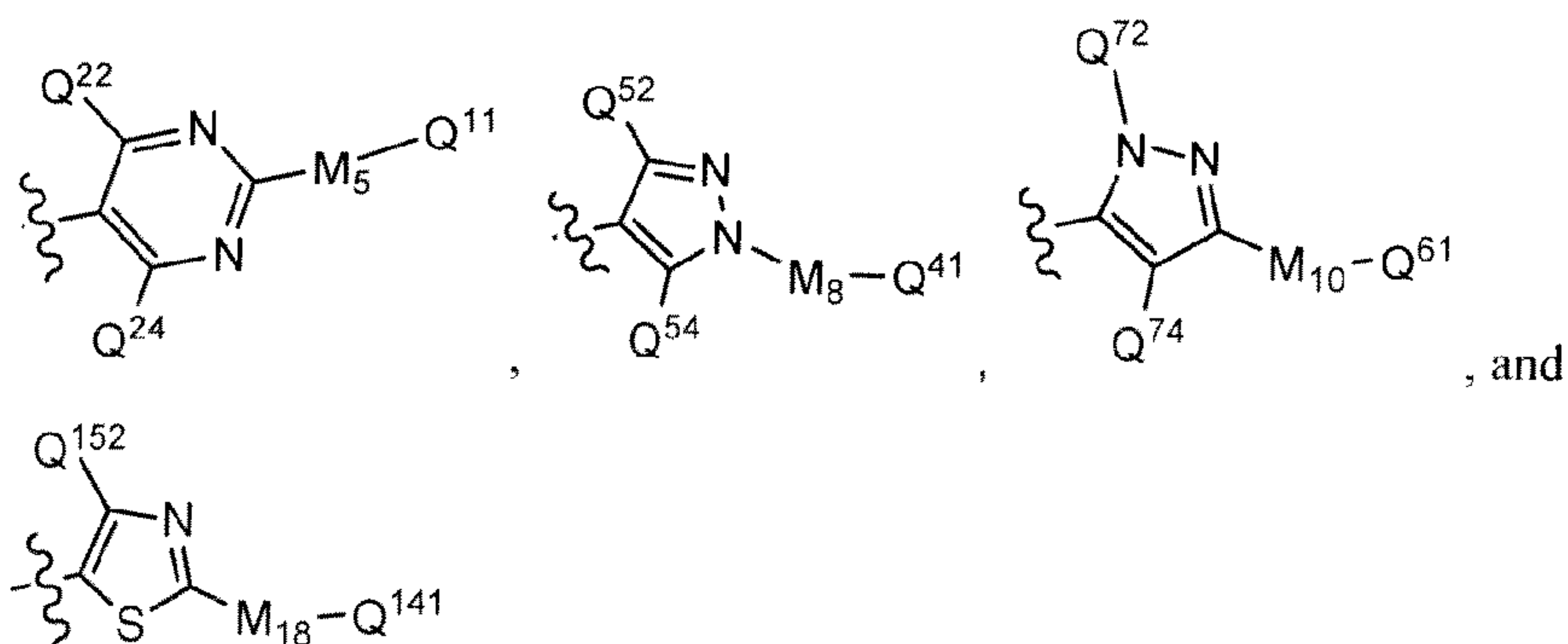
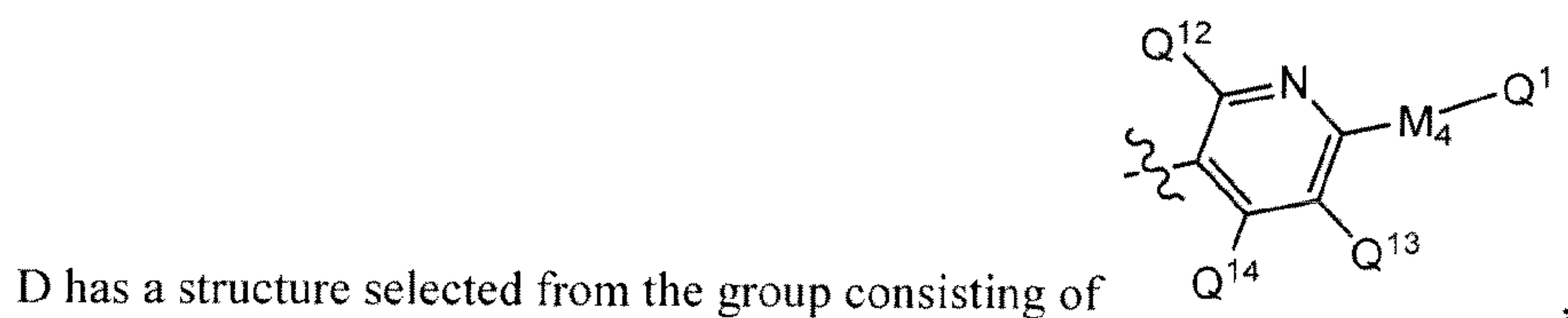
$R^{19}$ ,  $R^{20}$ ,  $R^{21}$ ,  $R^{23}$ ,  $R^{24}$ ,  $R^{25}$ ,  $R^{26}$ , s, t and u are as defined for Formula Ib.

[0051] In certain embodiments of the methods provided herein, e.g., the compound is not





[0052] In one embodiment of the methods provided herein, in compounds of Formula II,



in which  $\text{---}$  indicates the attachment point of D to  $A_2$  of Formula II;

$A_2$  is selected from the group consisting of  $-\text{CR}^{19}\text{R}^{20}-$ ,  $-\text{C}(\text{O})-$ ,  $-\text{C}(\text{S})-$ ,  $-\text{S}-$ ,  $-\text{S}(\text{O})-$ ,  $-\text{S}(\text{O})_2-$ ,  $-\text{NR}^{21}-$ , and  $-\text{O}-$ , provided, however, that when  $A_2$  is  $\text{NR}^{21}$ , N is not bound to a nitrogen of D, preferably  $A_2$  is  $-\text{CH}_2-$  or  $-\text{C}(\text{O})-$ ;

B is selected from the group consisting of hydrogen,  $-\text{CN}$ ,  $-\text{OR}^{41}$ ,  $-\text{SR}^{41}$ ,  $-\text{NHR}^{41}$ ,  $-\text{NR}^{41}\text{R}^{41}$ ,  $-\text{NR}^{39}\text{C}(\text{O})\text{R}^{41}$ ,  $-\text{NR}^{39}\text{S}(\text{O})_2\text{R}^{41}$ ,  $-\text{C}(\text{O})\text{NR}^{39}\text{R}^{41}$ ,  $-\text{C}(\text{O})\text{R}^{41}$ ,  $-\text{S}(\text{O})_2\text{NR}^{39}\text{R}^{41}$ ,  $-\text{S}(\text{O})_2\text{R}^{41}$ , halogen, lower alkyl, cycloalkyl, heterocycloalkyl, aryl and heteroaryl, wherein lower alkyl is optionally substituted with one or more substituents selected from the group consisting of fluoro, lower alkoxy, fluoro substituted lower alkoxy, lower alkylthio, fluoro substituted lower alkylthio, mono-alkylamino, di-alkylamino, cycloalkyl,

}

heterocycloalkyl, aryl, and heteroaryl, wherein cycloalkyl, heterocycloalkyl, aryl, and heteroaryl as B, or as substituents of lower alkyl are optionally substituted with one or more substituents selected from the group consisting of -OH, -NH<sub>2</sub>, -CN, -NO<sub>2</sub>, -S(O)<sub>2</sub>NH<sub>2</sub>, -C(O)NH<sub>2</sub>, -OR<sup>42</sup>, -SR<sup>42</sup>, -NHR<sup>42</sup>, -NR<sup>42</sup>R<sup>42</sup>, -NR<sup>39</sup>C(O)R<sup>42</sup>, -NR<sup>39</sup>S(O)<sub>2</sub>R<sup>42</sup>, -S(O)<sub>2</sub>R<sup>42</sup>, halogen, lower alkyl, fluoro substituted lower alkyl, and cycloalkylamino; M<sub>4</sub> is -NR<sup>39</sup>CH<sub>2</sub>-, -NR<sup>39</sup>CH(R<sup>40</sup>)-, -NR<sup>39</sup>CH<sub>2</sub>CH<sub>2</sub>-, or -NR<sup>39</sup>C(O)-, preferably -NHCH<sub>2</sub>- or -NHC(O)-;

M<sub>5</sub>, M<sub>10</sub>, and M<sub>18</sub> are selected from the group consisting of a bond, -(CR<sup>19</sup>R<sup>20</sup>)<sub>u</sub>-, -(CR<sup>19</sup>R<sup>20</sup>)<sub>t</sub>-C(O)-(CR<sup>19</sup>R<sup>20</sup>)<sub>s</sub>-, -(CR<sup>19</sup>R<sup>20</sup>)<sub>t</sub>-C(S)-(CR<sup>19</sup>R<sup>20</sup>)<sub>s</sub>-, -(CR<sup>19</sup>R<sup>20</sup>)<sub>t</sub>-C(O)O-(CR<sup>19</sup>R<sup>20</sup>)<sub>s</sub>-, -(CR<sup>19</sup>R<sup>20</sup>)<sub>t</sub>-C(S)O-(CR<sup>19</sup>R<sup>20</sup>)<sub>s</sub>-, -(CR<sup>19</sup>R<sup>20</sup>)<sub>t</sub>-C(O)NR<sup>26</sup>-(CR<sup>19</sup>R<sup>20</sup>)<sub>s</sub>-, -(CR<sup>19</sup>R<sup>20</sup>)<sub>t</sub>-C(S)NR<sup>26</sup>-(CR<sup>19</sup>R<sup>20</sup>)<sub>s</sub>-, -(CR<sup>19</sup>R<sup>20</sup>)<sub>t</sub>-S(O)-(CR<sup>19</sup>R<sup>20</sup>)<sub>s</sub>-, -(CR<sup>19</sup>R<sup>20</sup>)<sub>t</sub>-S(O)<sub>2</sub>-(CR<sup>19</sup>R<sup>20</sup>)<sub>s</sub>-, -(CR<sup>19</sup>R<sup>20</sup>)<sub>t</sub>-S(O)<sub>2</sub>NR<sup>26</sup>-(CR<sup>19</sup>R<sup>20</sup>)<sub>s</sub>-, -(CR<sup>19</sup>R<sup>20</sup>)<sub>t</sub>-O-(CR<sup>19</sup>R<sup>20</sup>)<sub>s</sub>-, -(CR<sup>19</sup>R<sup>20</sup>)<sub>t</sub>-OC(O)-(CR<sup>19</sup>R<sup>20</sup>)<sub>s</sub>-, -(CR<sup>19</sup>R<sup>20</sup>)<sub>t</sub>-OC(S)-(CR<sup>19</sup>R<sup>20</sup>)<sub>s</sub>-, -(CR<sup>19</sup>R<sup>20</sup>)<sub>t</sub>-OC(O)NR<sup>26</sup>-(CR<sup>19</sup>R<sup>20</sup>)<sub>s</sub>-, -(CR<sup>19</sup>R<sup>20</sup>)<sub>t</sub>-OC(S)NR<sup>26</sup>-(CR<sup>19</sup>R<sup>20</sup>)<sub>s</sub>-, -(CR<sup>19</sup>R<sup>20</sup>)<sub>t</sub>-S-(CR<sup>19</sup>R<sup>20</sup>)<sub>s</sub>-, -(CR<sup>19</sup>R<sup>20</sup>)<sub>t</sub>-NR<sup>26</sup>-(CR<sup>19</sup>R<sup>20</sup>)<sub>s</sub>-, -(CR<sup>19</sup>R<sup>20</sup>)<sub>t</sub>-NR<sup>26</sup>C(O)-(CR<sup>19</sup>R<sup>20</sup>)<sub>s</sub>-, -(CR<sup>19</sup>R<sup>20</sup>)<sub>t</sub>-NR<sup>26</sup>C(S)-(CR<sup>19</sup>R<sup>20</sup>)<sub>s</sub>-, -(CR<sup>19</sup>R<sup>20</sup>)<sub>t</sub>-NR<sup>26</sup>C(O)O-(CR<sup>19</sup>R<sup>20</sup>)<sub>s</sub>-, -(CR<sup>19</sup>R<sup>20</sup>)<sub>t</sub>-NR<sup>26</sup>C(S)O-(CR<sup>19</sup>R<sup>20</sup>)<sub>s</sub>-, -(CR<sup>19</sup>R<sup>20</sup>)<sub>t</sub>-NR<sup>26</sup>C(O)NR<sup>26</sup>-(CR<sup>19</sup>R<sup>20</sup>)<sub>s</sub>-, -(CR<sup>19</sup>R<sup>20</sup>)<sub>t</sub>-NR<sup>26</sup>C(S)NR<sup>26</sup>-(CR<sup>19</sup>R<sup>20</sup>)<sub>s</sub>-, -(CR<sup>19</sup>R<sup>20</sup>)<sub>t</sub>-NR<sup>26</sup>S(O)<sub>2</sub>-(CR<sup>19</sup>R<sup>20</sup>)<sub>s</sub>-, and -(CR<sup>19</sup>R<sup>20</sup>)<sub>t</sub>-NR<sup>26</sup>S(O)<sub>2</sub>NR<sup>26</sup>-(CR<sup>19</sup>R<sup>20</sup>)<sub>s</sub>-, preferably a bond, -NR<sup>39</sup>-, -S-, -O-, -NR<sup>39</sup>CH<sub>2</sub>-, -NR<sup>39</sup>CH<sub>2</sub>CH<sub>2</sub>-, -NR<sup>39</sup>CH(R<sup>40</sup>)-, -SCH<sub>2</sub>-, -OCH<sub>2</sub>-, -C(O)NR<sup>39</sup>-, -S(O)<sub>2</sub>NR<sup>39</sup>-, -CH<sub>2</sub>NR<sup>39</sup>-, -CH(R<sup>40</sup>)NR<sup>39</sup>-, -NR<sup>39</sup>C(O)-, or -NR<sup>39</sup>S(O)<sub>2</sub>-, more preferably -NR<sup>39</sup>CH<sub>2</sub>-, -NR<sup>39</sup>CH(R<sup>40</sup>)- or -NR<sup>39</sup>C(O)-, more preferably -NHCH<sub>2</sub>-, -NHCH(CH<sub>3</sub>)- or -NHC(O)-;

M<sub>8</sub> is selected from the group consisting of a bond, -(CR<sup>19</sup>R<sup>20</sup>)<sub>u</sub>-, -(CR<sup>19</sup>R<sup>20</sup>)<sub>t</sub>-C(O)-(CR<sup>19</sup>R<sup>20</sup>)<sub>s</sub>-, -(CR<sup>19</sup>R<sup>20</sup>)<sub>t</sub>-C(S)-(CR<sup>19</sup>R<sup>20</sup>)<sub>s</sub>-, -(CR<sup>19</sup>R<sup>20</sup>)<sub>t</sub>-C(O)O-(CR<sup>19</sup>R<sup>20</sup>)<sub>s</sub>-, -(CR<sup>19</sup>R<sup>20</sup>)<sub>t</sub>-C(S)O-(CR<sup>19</sup>R<sup>20</sup>)<sub>s</sub>-, -(CR<sup>19</sup>R<sup>20</sup>)<sub>t</sub>-C(O)NR<sup>26</sup>-(CR<sup>19</sup>R<sup>20</sup>)<sub>s</sub>-, -(CR<sup>19</sup>R<sup>20</sup>)<sub>t</sub>-C(S)NR<sup>26</sup>-(CR<sup>19</sup>R<sup>20</sup>)<sub>s</sub>-, -(CR<sup>19</sup>R<sup>20</sup>)<sub>t</sub>-S(O)-(CR<sup>19</sup>R<sup>20</sup>)<sub>s</sub>-, -(CR<sup>19</sup>R<sup>20</sup>)<sub>t</sub>-S(O)<sub>2</sub>-(CR<sup>19</sup>R<sup>20</sup>)<sub>s</sub>-, -(CR<sup>19</sup>R<sup>20</sup>)<sub>t</sub>-S(O)<sub>2</sub>NR<sup>26</sup>-(CR<sup>19</sup>R<sup>20</sup>)<sub>s</sub>-, -(CR<sup>19</sup>R<sup>20</sup>)<sub>w</sub>-O-(CR<sup>19</sup>R<sup>20</sup>)<sub>s</sub>-, -(CR<sup>19</sup>R<sup>20</sup>)<sub>w</sub>-OC(O)-(CR<sup>19</sup>R<sup>20</sup>)<sub>s</sub>-, -(CR<sup>19</sup>R<sup>20</sup>)<sub>w</sub>-OC(S)-(CR<sup>19</sup>R<sup>20</sup>)<sub>s</sub>-, -(CR<sup>19</sup>R<sup>20</sup>)<sub>w</sub>-OC(O)NR<sup>26</sup>-(CR<sup>19</sup>R<sup>20</sup>)<sub>s</sub>-, -(CR<sup>19</sup>R<sup>20</sup>)<sub>w</sub>-OC(S)NR<sup>26</sup>-(CR<sup>19</sup>R<sup>20</sup>)<sub>s</sub>-, -(CR<sup>19</sup>R<sup>20</sup>)<sub>w</sub>-S-(CR<sup>19</sup>R<sup>20</sup>)<sub>s</sub>-, -(CR<sup>19</sup>R<sup>20</sup>)<sub>w</sub>-NR<sup>26</sup>-(CR<sup>19</sup>R<sup>20</sup>)<sub>s</sub>-, -(CR<sup>19</sup>R<sup>20</sup>)<sub>w</sub>-NR<sup>26</sup>C(O)-(CR<sup>19</sup>R<sup>20</sup>)<sub>s</sub>-, -(CR<sup>19</sup>R<sup>20</sup>)<sub>w</sub>-NR<sup>26</sup>C(S)-(CR<sup>19</sup>R<sup>20</sup>)<sub>s</sub>-, -(CR<sup>19</sup>R<sup>20</sup>)<sub>w</sub>-NR<sup>26</sup>C(O)O-(CR<sup>19</sup>R<sup>20</sup>)<sub>s</sub>-, -(CR<sup>19</sup>R<sup>20</sup>)<sub>w</sub>-NR<sup>26</sup>C(S)O-(CR<sup>19</sup>R<sup>20</sup>)<sub>s</sub>-, -(CR<sup>19</sup>R<sup>20</sup>)<sub>w</sub>-NR<sup>26</sup>C(O)NR<sup>26</sup>-(CR<sup>19</sup>R<sup>20</sup>)<sub>s</sub>-, -(CR<sup>19</sup>R<sup>20</sup>)<sub>w</sub>-NR<sup>26</sup>C(S)NR<sup>26</sup>-(CR<sup>19</sup>R<sup>20</sup>)<sub>s</sub>-, -(CR<sup>19</sup>R<sup>20</sup>)<sub>w</sub>-NR<sup>26</sup>S(O)<sub>2</sub>-(CR<sup>19</sup>R<sup>20</sup>)<sub>s</sub>-, and

-(CR<sup>19</sup>R<sup>20</sup>)<sub>w</sub>-NR<sup>26</sup>S(O)<sub>2</sub>NR<sup>26</sup>-(CR<sup>19</sup>R<sup>20</sup>)<sub>s</sub>-, preferably a bond, -CH<sub>2</sub>-, -CH<sub>2</sub>C(O)-, -S(O)<sub>2</sub>-,  
 -S(O)<sub>2</sub>CH<sub>2</sub>-, -S(O)<sub>2</sub>CH(CH<sub>3</sub>)-, -S(O)<sub>2</sub>CH<sub>2</sub>CH<sub>2</sub>-, -S(O)<sub>2</sub>NR<sup>39</sup>-, -S(O)<sub>2</sub>NR<sup>39</sup>CH<sub>2</sub>-,  
 -S(O)<sub>2</sub>NR<sup>39</sup>CH(CH<sub>3</sub>)-, -S(O)<sub>2</sub>NR<sup>39</sup>CH<sub>2</sub>CH<sub>2</sub>-, -C(O)-, -C(O)CH<sub>2</sub>-, -C(O)CH(CH<sub>3</sub>)-,  
 -C(O)CH<sub>2</sub>CH<sub>2</sub>-, -C(O)NR<sup>39</sup>-, -C(O)NR<sup>39</sup>CH<sub>2</sub>-, -C(O)NR<sup>39</sup>CH(CH<sub>3</sub>)-, and  
 -C(O)NR<sup>39</sup>CH<sub>2</sub>CH<sub>2</sub>-, more preferably -C(O)NR<sup>39</sup>CH<sub>2</sub>-, -C(O)NR<sup>39</sup>CH(R<sup>40</sup>)- or  
 -C(O)NR<sup>39</sup>CH<sub>2</sub>CH<sub>2</sub>-, more preferably -C(O)NHCH<sub>2</sub>-, -C(O)NHCH(CH<sub>3</sub>)- or  
 -C(O)NHCH<sub>2</sub>CH<sub>2</sub>-;

Q<sup>1</sup>, Q<sup>11</sup>, Q<sup>41</sup>, Q<sup>61</sup>, and Q<sup>141</sup> are aryl or heteroaryl, wherein aryl or heteroaryl are optionally substituted with one or more substituents selected from the group consisting of, -OR<sup>41</sup>, -SR<sup>41</sup>, -S(O)R<sup>41</sup>, -S(O)<sub>2</sub>R<sup>41</sup>, -NHR<sup>41</sup>, -NR<sup>41</sup>R<sup>41</sup>, -NR<sup>39</sup>C(O)R<sup>41</sup>, -NR<sup>39</sup>S(O)<sub>2</sub>R<sup>41</sup>, halogen, lower alkyl, cycloalkyl, heterocycloalkyl, aryl and heteroaryl, wherein lower alkyl is optionally substituted with one or more substituents selected from the group consisting of fluoro, lower alkoxy, fluoro substituted lower alkoxy, lower alkylthio, fluoro substituted lower alkylthio, mono-alkylamino, di-alkylamino, cycloalkyl, heterocycloalkyl, aryl, and heteroaryl, and wherein cycloalkyl, heterocycloalkyl, aryl, and heteroaryl as a substituent of Q<sup>1</sup>, Q<sup>11</sup>, Q<sup>41</sup>, Q<sup>61</sup>, or Q<sup>141</sup>, or as a substituent of lower alkyl are optionally substituted with one or more substituents selected from the group consisting of -OH, -NH<sub>2</sub>, -CN, -NO<sub>2</sub>, -S(O)<sub>2</sub>NH<sub>2</sub>, -C(O)NH<sub>2</sub>, -OR<sup>42</sup>, -SR<sup>42</sup>, -NHR<sup>42</sup>, -NR<sup>42</sup>R<sup>42</sup>, -NR<sup>39</sup>C(O)R<sup>42</sup>, -NR<sup>39</sup>S(O)<sub>2</sub>R<sup>42</sup>, -S(O)<sub>2</sub>R<sup>42</sup>, halogen, lower alkyl, fluoro substituted lower alkyl, and cycloalkylamino, preferably Q<sup>1</sup>, Q<sup>11</sup>, Q<sup>41</sup>, Q<sup>61</sup>, and Q<sup>141</sup> are aryl or heteroaryl, wherein aryl or heteroaryl are optionally substituted with one or more halogen, lower alkyl, fluoro substituted lower alkyl, -NHS(O)<sub>2</sub>R<sup>41</sup>, -NHC(O)R<sup>41</sup>, -NHR<sup>41</sup>, -NR<sup>41</sup>R<sup>41</sup>, -OR<sup>41</sup> or -S(O)<sub>2</sub>R<sup>41</sup>;

Q<sup>12</sup> is fluoro, chloro or -CF<sub>3</sub>;

Q<sup>13</sup> and Q<sup>14</sup> are independently hydrogen, fluoro, chloro, lower alkyl, or fluoro substituted lower alkyl;

Q<sup>22</sup>, Q<sup>24</sup>, Q<sup>52</sup> and Q<sup>54</sup> are independently selected from the group consisting of hydrogen, halogen, lower alkyl, fluoro substituted lower alkyl, -NR<sup>44</sup>R<sup>44</sup>, -OR<sup>44</sup>, and -SR<sup>44</sup>, provided, however, that at least one of Q<sup>22</sup> and Q<sup>24</sup> and at least one of Q<sup>52</sup> and Q<sup>54</sup> is hydrogen, fluoro, chloro, lower alkyl or fluoro substituted lower alkyl;

Q<sup>74</sup> and Q<sup>152</sup> are hydrogen, fluoro, chloro, lower alkyl, fluoro substituted lower alkyl, -NR<sup>44</sup>R<sup>44</sup>, -OR<sup>44</sup>, or -SR<sup>44</sup>;

Q<sup>72</sup> is hydrogen, lower alkyl or fluoro substituted lower alkyl;

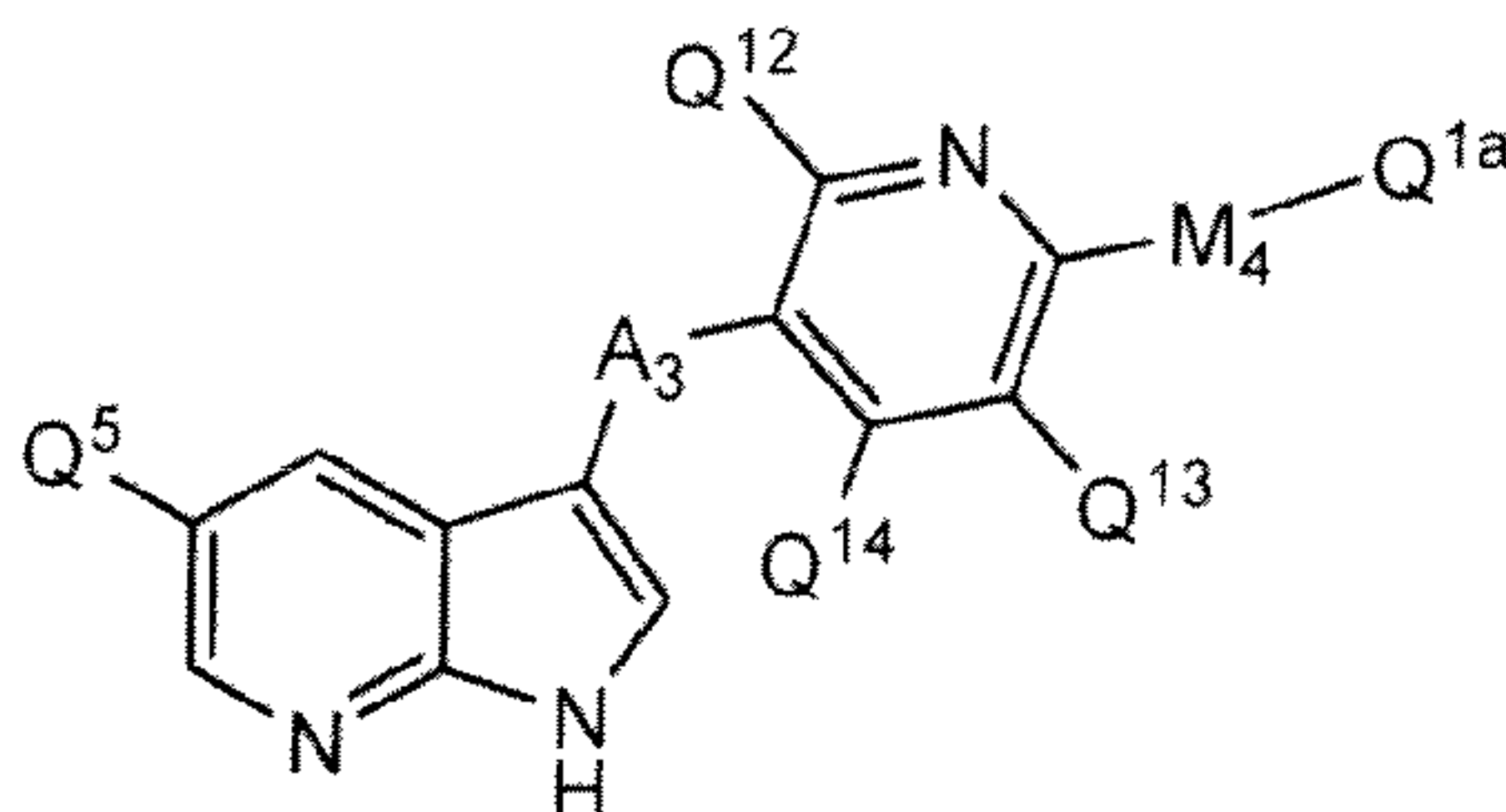
R<sup>39</sup>, R<sup>40</sup> and R<sup>41</sup> are as defined for Formula Ig;

each R<sup>44</sup> is independently hydrogen, lower alkyl or fluoro substituted lower alkyl; and

R<sup>19</sup>, R<sup>20</sup>, R<sup>21</sup>, R<sup>26</sup>, s, t and u are as defined for Formula Ib.



[0053] In one embodiment of the methods provided herein, a compound of Formula II has a structure according to the following sub-generic structure, Formula IIa,



Formula IIa,

all salts, prodrugs, tautomers, and isomers thereof,

wherein:

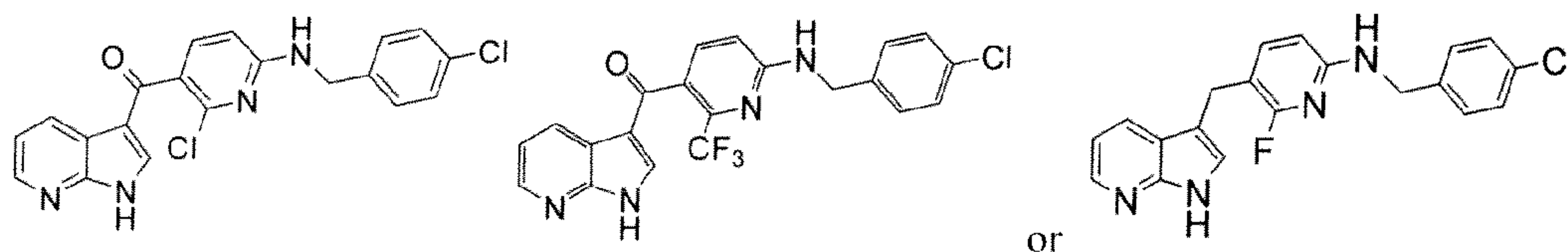
$A_3$  is  $-CH_2-$  or  $-C(O)-$ ;

$Q^{1a}$  is aryl or heteroaryl, wherein aryl or heteroaryl are optionally substituted with one or more substituents selected from the group consisting of halogen, lower alkyl, fluoro substituted lower alkyl,  $-NHR^{41}$ ,  $-NR^{41}R^{41}$ , and  $-OR^{41}$ ;

$Q^5$  is hydrogen,  $-OR^{43}$ ,  $-CN$ , fluoro, chloro, lower alkyl, fluoro substituted lower alkyl, cycloalkyl, heterocycloalkyl, aryl or heteroaryl, wherein cycloalkyl, heterocycloalkyl, aryl or heteroaryl are optionally substituted with one or more substituents selected from the group consisting of halogen, lower alkyl, fluoro substituted lower alkyl,  $-NHR^{43}$ ,  $-NR^{43}R^{43}$ ,  $-OR^{43}$  and  $-S(O)_2R^{43}$ ; and

$M_4$ ,  $Q^{12}$ ,  $Q^{13}$ ,  $Q^{14}$ ,  $R^{41}$ , and  $R^{43}$  are as defined for Formula II.

[0054] In certain embodiments of the methods provided herein, the compound is not



[0055] In one embodiment of the methods provided herein, in compounds of Formula IIa,  $A_3$  is  $-CH_2-$  and  $M_4$  is  $-NHCH_2-$ . In one embodiment  $A_3$  is  $-C(O)-$  and  $M_4$  is  $-NHCH_2-$ . In one embodiment  $A_3$  is  $-C(O)-$  and  $M_4$  is  $-NHC(O)-$ . In one embodiment  $A_3$  is  $-CH_2-$  and  $M_4$  is  $-NHC(O)-$ .

[0056] In one embodiment of the methods provided herein, in compounds of Formula IIa,  $A_3$  is  $-CH_2-$ ,  $M_4$  is  $-NHCH_2-$ ,  $Q^5$  is  $-OR^{43}$ ,  $-CN$ ,  $C_{1-3}$  alkyl, fluoro substituted  $C_{1-3}$  alkyl, fluoro, chloro, aryl or heteroaryl, wherein aryl or heteroaryl are optionally substituted with one or more substituents selected from the group consisting of halogen, lower alkyl, fluoro substituted lower alkyl,  $-NHR^{43}$ ,  $-NR^{43}R^{43}$ ,  $-OR^{43}$  and  $-S(O)_2R^{43}$ , and  $Q^{13}$  and  $Q^{14}$  are hydrogen.

**[0057]** In one embodiment of the methods provided herein, in compounds of Formula IIa,  $A_3$  is  $-C(O)-$ ,  $M_4$  is  $-NHCH_2-$ ,  $Q^5$  is  $-OR^{43}$ ,  $-CN$ ,  $C_{1-3}$  alkyl, fluoro substituted  $C_{1-3}$  alkyl, fluoro, chloro, aryl or heteroaryl, wherein aryl or heteroaryl are optionally substituted with one or more substituents selected from the group consisting of halogen, lower alkyl, fluoro substituted lower alkyl,  $-NHR^{43}$ ,  $-NR^{43}R^{43}$ ,  $-OR^{43}$  and  $-S(O)_2R^{43}$ , and  $Q^{13}$  and  $Q^{14}$  are hydrogen.

**[0058]** In one embodiment of the methods provided herein, in compounds of Formula IIa,  $A_3$  is  $-C(O)-$ ,  $M_4$  is  $-NHC(O)-$ ,  $Q^5$  is  $-OR^{43}$ ,  $-CN$ ,  $C_{1-3}$  alkyl, fluoro substituted  $C_{1-3}$  alkyl, fluoro, chloro, aryl or heteroaryl, wherein aryl or heteroaryl are optionally substituted with one or more substituents selected from the group consisting of halogen, lower alkyl, fluoro substituted lower alkyl,  $-NHR^{43}$ ,  $-NR^{43}R^{43}$ ,  $-OR^{43}$  and  $-S(O)_2R^{43}$ , and  $Q^{13}$  and  $Q^{14}$  are hydrogen.

**[0059]** In one embodiment of the methods provided herein, in compounds of Formula IIa,  $A_3$  is  $-CH_2-$ ,  $M_4$  is  $-NHC(O)-$ ,  $Q^5$  is  $-OR^{43}$ ,  $-CN$ ,  $C_{1-3}$  alkyl, fluoro substituted  $C_{1-3}$  alkyl, fluoro, chloro, aryl or heteroaryl, wherein aryl or heteroaryl are optionally substituted with one or more substituents selected from the group consisting of halogen, lower alkyl, fluoro substituted lower alkyl,  $-NHR^{43}$ ,  $-NR^{43}R^{43}$ ,  $-OR^{43}$  and  $-S(O)_2R^{43}$ , and  $Q^{13}$  and  $Q^{14}$  are hydrogen.

**[0060]** In one embodiment of the methods provided herein, in compounds of Formula IIa,  $A_3$  is  $-CH_2-$  or  $-C(O)-$ ;  $Q^{1a}$  is aryl or heteroaryl, wherein aryl or heteroaryl are optionally substituted with one or more substituents selected from the group consisting of halogen, lower alkyl, fluoro substituted lower alkyl,  $-NHR^{41}$ ,  $-NR^{41}R^{41}$ , and  $-OR^{41}$ ;  $Q^5$  is hydrogen,  $-CN$ ,  $-OR^{41}$ , fluoro, chloro, lower alkyl, fluoro substituted lower alkyl, aryl or heteroaryl, wherein aryl or heteroaryl are optionally substituted with one or more substituents selected from the group consisting of halogen, lower alkyl, fluoro substituted lower alkyl,  $-NHR^{41}$ ,  $-NR^{41}R^{41}$ , and  $-OR^{41}$ ;  $M_4$  is  $-NR^{39}CH_2-$ ,  $-NR^{39}CH(R^{40})-$ ,  $-NR^{39}CH_2CH_2-$ , or  $-NR^{39}C(O)-$ ;  $Q^{12}$  is fluoro, chloro or  $-CF_3$ ; and  $Q^{13}$  and  $Q^{14}$  are independently hydrogen, fluoro, chloro, lower alkyl, or fluoro substituted lower alkyl, wherein  $R^{41}$  is as defined for Formula II.

**[0061]** In one embodiment, further to any of the embodiments of the methods provided herein, in Formula IIa above,  $R^{43}$  is  $R^{41}$  as defined for Formula Ig. In one embodiment, further to any of the embodiments of the methods provided herein, in Formula IIa above,  $R^{43}$  is  $R^{42}$  as defined for Formula Ig.

**[0062]** In one embodiment, further to any of the embodiments of the methods provided herein, in Formula IIa above,  $Q^{1a}$  is phenyl or pyridinyl, wherein phenyl or pyridinyl are substituted with 1 or 2 substituents selected from the group consisting of fluoro, chloro, methyl, methoxy, trifluoromethyl, difluoromethoxy and trifluoromethoxy;  $A_3$  is  $-CH_2-$ ;  $M_4$  is  $-NHCH_2-$ ; and  $Q^5$  is

-CN, fluoro, chloro, methyl, trifluoromethyl, methoxy, difluoromethoxy, trifluoromethoxy, aryl or heteroaryl, wherein aryl or heteroaryl are optionally substituted with one or more halogen, lower alkyl, fluoro substituted lower alkyl, lower alkoxy, or fluoro substituted lower alkoxy. In one embodiment, further to any of the embodiments of Formula IIa above, Q<sup>1a</sup> is phenyl mono substituted with chloro, preferably at the 4-position; A<sub>3</sub> is -CH<sub>2</sub>-; M<sub>4</sub> is -NHCH<sub>2</sub>-; and Q<sup>5</sup> is -CN, fluoro, chloro, methyl, trifluoromethyl, methoxy, difluoromethoxy, trifluoromethoxy, aryl or heteroaryl, wherein aryl or heteroaryl are optionally substituted with one or more halogen, lower alkyl, fluoro substituted lower alkyl, lower alkoxy, or fluoro substituted lower alkoxy. In one embodiment, further to any of the embodiments of Formula IIa, Q<sup>1a</sup> is pyridin-3-yl monosubstituted with methyl, methoxy, trifluoromethyl, difluoromethoxy or trifluoromethoxy, preferably at the 6-position; A<sub>3</sub> is -CH<sub>2</sub>-; M<sub>4</sub> is -NHCH<sub>2</sub>-; Q<sup>5</sup> is -CN, fluoro, chloro, methyl, trifluoromethyl, methoxy, difluoromethoxy, trifluoromethoxy, aryl or heteroaryl, wherein aryl or heteroaryl are optionally substituted with one or more halogen, lower alkyl, fluoro substituted lower alkyl, lower alkoxy, or fluoro substituted lower alkoxy.

**[0063]** In one embodiment of the methods provided herein, in compounds of Formula IIa, A<sub>3</sub> is -CH<sub>2</sub>-; M<sub>4</sub> is -NHCH<sub>2</sub>-; Q<sup>1a</sup> is phenyl or pyridinyl, wherein phenyl or pyridinyl are substituted with 1 or 2 substituents selected from the group consisting of fluoro, chloro, methyl, methoxy, trifluoromethyl, difluoromethoxy and trifluoromethoxy; Q<sup>5</sup> is hydrogen, fluoro, chloro, methyl, methoxy, trifluoromethyl, trifluoromethoxy, -CN, or 1-methyl-1H-pyrazole-4-yl; Q<sup>12</sup> is fluoro or chloro; and Q<sup>13</sup> and Q<sup>14</sup> are hydrogen. In one embodiment, A<sub>3</sub> is -CH<sub>2</sub>-; M<sub>4</sub> is -NHCH<sub>2</sub>-; Q<sup>1a</sup> is phenyl mono substituted with chloro, preferably at the 4-position, Q<sup>5</sup> is hydrogen, chloro, methyl, methoxy, or -CN; Q<sup>12</sup> is fluoro or chloro; and Q<sup>13</sup> and Q<sup>14</sup> are hydrogen. In one embodiment, A<sub>3</sub> is -CH<sub>2</sub>-; M<sub>4</sub> is -NHCH<sub>2</sub>-; Q<sup>1a</sup> is pyridin-3-yl monosubstituted with methyl, methoxy, trifluoromethyl, difluoromethoxy or trifluoromethoxy, preferably at the 6-position; Q<sup>5</sup> is hydrogen, chloro, methyl, methoxy, -CN, or 1-methyl-1H-pyrazole-4-yl; Q<sup>12</sup> is fluoro or chloro; and Q<sup>13</sup> and Q<sup>14</sup> are hydrogen.

**[0064]** In one embodiment of the methods provided herein, wherein the compound of Formula IIa is a compound selected from the group consisting of:

(4-Chloro-benzyl)-[5-(5-chloro-1H-pyrrolo[2,3-b]pyridin-3-ylmethyl)-6-fluoro-pyridin-2-yl]-amine (**P-0132**),

(4-Chloro-benzyl)-[6-chloro-5-(1H-pyrrolo[2,3-b]pyridin-3-ylmethyl)-pyridin-2-yl]-amine (**P-0161**),

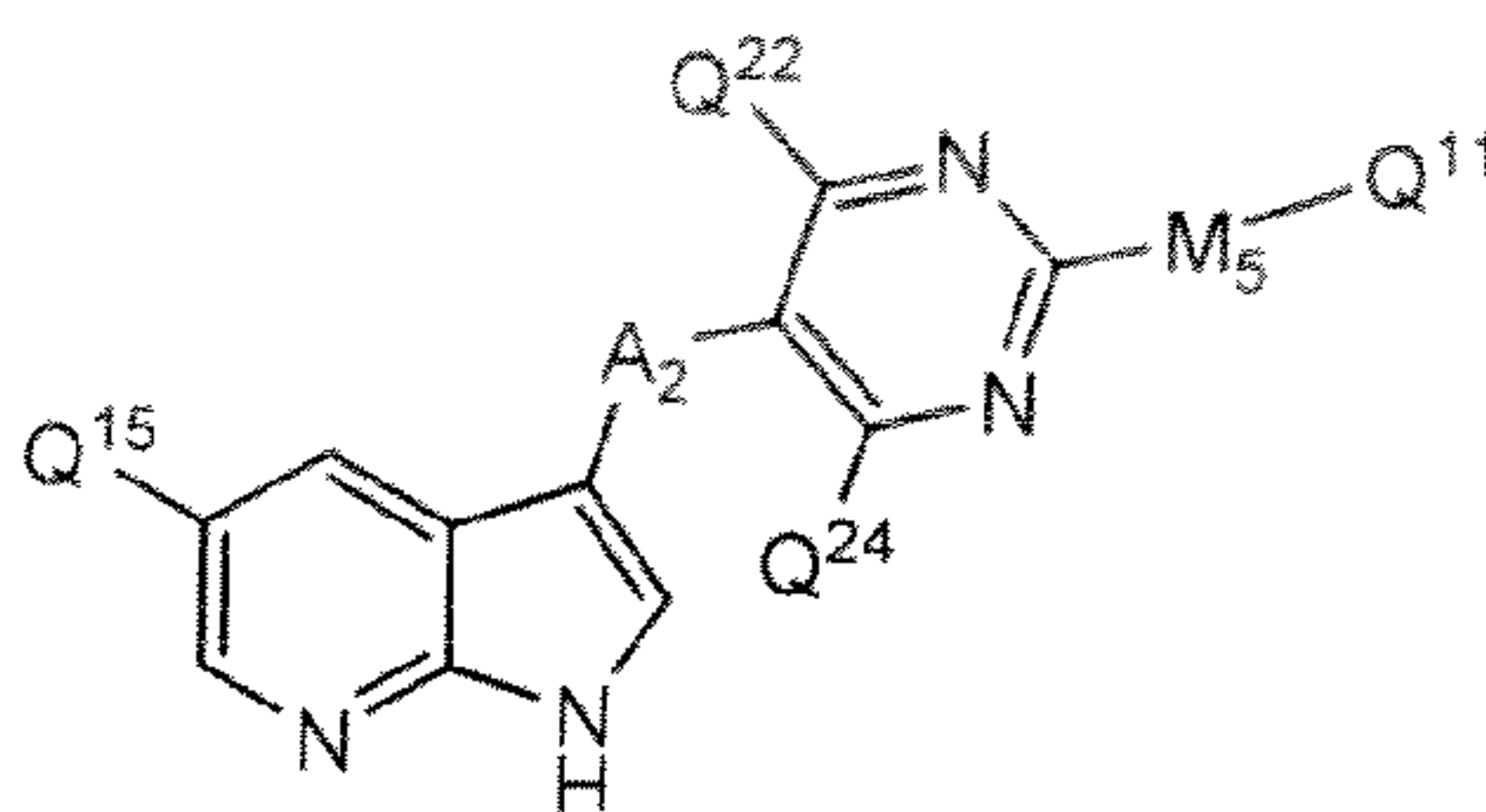
[6-Chloro-5-(1H-pyrrolo[2,3-b]pyridin-3-ylmethyl)-pyridin-2-yl]-(6-trifluoromethyl-pyridin-3-ylmethyl)-amine (**P-0174**),

[6-Chloro-5-(5-chloro-1H-pyrrolo[2,3-b]pyridin-3-ylmethyl)-pyridin-2-yl]-(6-trifluoromethyl-

}

pyridin-3-ylmethyl)-amine (**P-0176**),  
 {6-Chloro-5-[5-(1-methyl-1H-pyrazol-4-yl)-1H-pyrrolo[2,3-b]pyridin-3-ylmethyl]-pyridin-2-yl}-  
 (6-trifluoromethyl-pyridin-3-ylmethyl)-amine (**P-0179**),  
 [5-(5-Chloro-1H-pyrrolo[2,3-b]pyridin-3-ylmethyl)-6-fluoro-pyridin-2-yl]-(6-trifluoromethyl-  
 pyridin-3-ylmethyl)-amine (**P-0186**),  
 [6-Fluoro-5-(5-methoxy-1H-pyrrolo[2,3-b]pyridin-3-ylmethyl)-pyridin-2-yl]-(6-trifluoromethyl-  
 pyridin-3-ylmethyl)-amine (**P-0187**),  
 [6-Fluoro-5-(1H-pyrrolo[2,3-b]pyridin-3-ylmethyl)-pyridin-2-yl]-(6-trifluoromethyl-pyridin-3-  
 ylmethyl)-amine (**P-0188**),  
 3-{2-Chloro-6-[(6-trifluoromethyl-pyridin-3-ylmethyl)-amino]-pyridin-3-ylmethyl}-1H-  
 pyrrolo[2,3-b]pyridine-5-carbonitrile (**P-0232**),  
 [6-Chloro-5-(5-methyl-1H-pyrrolo[2,3-b]pyridin-3-ylmethyl)-pyridin-2-yl]-(6-trifluoromethyl-  
 pyridin-3-ylmethyl)-amine (**P-0233**),  
 [6-Chloro-5-(5-methyl-1H-pyrrolo[2,3-b]pyridin-3-ylmethyl)-pyridin-2-yl]-(6-trifluoromethyl-  
 pyridin-3-ylmethyl)-amine (**P-0234**),  
 [6-Fluoro-5-(1H-pyrrolo[2,3-b]pyridin-3-ylmethyl)-pyridin-2-yl]-(6-methoxy-pyridin-3-ylmethyl)-  
 amine (**P-0378**),  
 [5-(5-Chloro-1H-pyrrolo[2,3-b]pyridin-3-ylmethyl)-6-fluoro-pyridin-2-yl]-(6-methoxy-pyridin-3-  
 ylmethyl)-amine (**P-0379**),  
 (5-Fluoro-pyridin-3-ylmethyl)-[6-fluoro-5-(1H-pyrrolo[2,3-b]pyridin-3-ylmethyl)-pyridin-2-yl]-  
 amine (**P-0414**),  
 3-{2-Fluoro-6-[(5-fluoro-pyridin-3-ylmethyl)-amino]-pyridin-3-ylmethyl}-1H-pyrrolo[2,3-  
 b]pyridine-5-carbonitrile (**P-0415**) and  
 3-[6-(4-Chloro-benzylamino)-2-fluoro-pyridin-3-ylmethyl]-1H-pyrrolo[2,3-b]pyridine-5-  
 carbonitrile (**P-0432**), or  
 all salts, prodrugs, tautomers, or isomers thereof.

[0065] In one embodiment of the methods provided herein, a compound of Formula II has a structure according to the following sub-generic structure, Formula IIb,



Formula IIb,

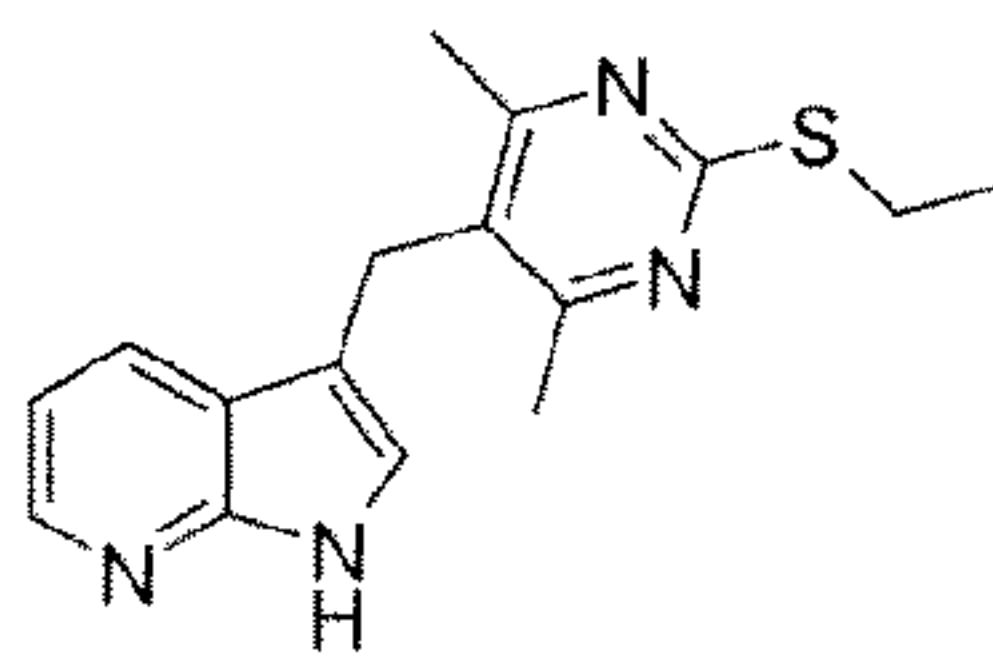
all salts, prodrugs, tautomers, and isomers thereof,

wherein:

$A_2$  is selected from the group consisting of  $-CR^{19}R^{20}$ -,  $-C(O)$ -,  $-C(S)$ -,  $-S$ -,  $-S(O)$ -,  $-S(O)_2$ -,  $-NR^{21}$ -, and  $-O$ -;

$Q^{15}$  is selected from the group consisting of hydrogen, halogen, optionally substituted lower alkyl, optionally substituted cycloalkyl, optionally substituted heterocycloalkyl, optionally substituted aryl, optionally substituted heteroaryl,  $-OH$ ,  $-NH_2$ ,  $-NO_2$ ,  $-CN$ ,  $-NHC(O)NH_2$ ,  $-NHC(S)NH_2$ ,  $-NHS(O)_2NH_2$ ,  $-C(O)NH_2$ ,  $-C(S)NH_2$ ,  $-S(O)_2NH_2$ ,  $-NR^{24}R^{25}$ ,  $-NHR^{23}$ ,  $-OR^{23}$ ,  $-SR^{23}$ ,  $-C(O)R^{23}$ ,  $-C(S)R^{23}$ ,  $-S(O)R^{23}$ ,  $-S(O)_2R^{23}$ ,  $-C(O)NHR^{23}$ ,  $-C(O)NR^{23}R^{23}$ ,  $-C(S)NHR^{23}$ ,  $-C(S)NR^{23}R^{23}$ ,  $-S(O)_2NHR^{23}$ ,  $-S(O)_2NR^{23}R^{23}$ ,  $-NHC(O)R^{23}$ ,  $-NR^{23}C(O)R^{23}$ ,  $-NHC(S)R^{23}$ ,  $-NR^{23}C(S)R^{23}$ ,  $-NHS(O)_2R^{23}$ ,  $-NR^{23}S(O)_2R^{23}$ ,  $-NHC(O)NHR^{23}$ ,  $-NR^{23}C(O)NH_2$ ,  $-NR^{23}C(O)NHR^{23}$ ,  $-NHC(O)NR^{23}R^{23}$ ,  $-NR^{23}C(O)NR^{23}R^{23}$ ,  $-NHC(S)NHR^{23}$ ,  $-NR^{23}C(S)NH_2$ ,  $-NR^{23}C(S)NHR^{23}$ ,  $-NHC(S)NR^{23}R^{23}$ ,  $-NR^{23}C(S)NR^{23}R^{23}$ ,  $-NHS(O)_2NHR^{23}$ ,  $-NR^{23}S(O)_2NH_2$ ,  $-NR^{23}S(O)_2NHR^{23}$ ,  $-NHS(O)_2NR^{23}R^{23}$ , and  $-NR^{23}S(O)_2NR^{23}R^{23}$ ;  $M_5$ ,  $Q^{11}$ ,  $Q^{22}$  and  $Q^{24}$  are as defined for Formula II; and  $R^{19}$ ,  $R^{20}$ ,  $R^{21}$ ,  $R^{23}$ ,  $R^{24}$ , and  $R^{25}$  are as defined for Formula Ib.

**[0066]** In certain embodiments of the methods provided herein, the compound is not



**[0067]** In one embodiment of the methods provided herein, in compounds of Formula IIb,  $M_5$  is  $-(CR^{19}R^{20})_t-NR^{26}-(CR^{19}R^{20})_s$ - or  $-(CR^{19}R^{20})_t-NR^{26}C(O)-(CR^{19}R^{20})_s$ -, preferably  $-NR^{26}-(CR^{19}R^{20})_s$ - or  $-NR^{26}C(O)-(CR^{19}R^{20})_s$ -, more preferably  $-NR^{39}CH_2$ -,  $-NR^{39}CH(R^{40})$ - or  $-NR^{39}C(O)$ -, wherein  $R^{39}$  is hydrogen or lower alkyl and  $R^{40}$  is lower alkyl or fluoro substituted lower alkyl. In one embodiment,  $A_2$  is  $-CR^{19}R^{20}$ - or  $-C(O)$ -, preferably  $-CH_2$ - or  $-C(O)$ -. In one embodiment,  $Q^{11}$  is cycloalkyl, heterocycloalkyl, aryl or heteroaryl, wherein cycloalkyl, heterocycloalkyl, aryl or heteroaryl are optionally substituted with one or more substituents selected from the group consisting of halogen, lower alkyl, fluoro substituted lower alkyl,  $-NHR^{23}$ ,  $-NR^{23}R^{23}$ ,  $-OR^{23}$  and  $-S(O)_2R^{23}$  and  $Q^{15}$  is hydrogen,  $-OR^{23}$ ,  $-CN$ , fluoro, chloro, lower alkyl, fluoro substituted lower alkyl, cycloalkyl, heterocycloalkyl, aryl or heteroaryl, wherein cycloalkyl, heterocycloalkyl, aryl or heteroaryl are optionally substituted with one or more substituents selected from the group consisting of halogen, lower alkyl, fluoro substituted lower alkyl,  $-NHR^{23}$ ,  $-NR^{23}R^{23}$ ,  $-OR^{23}$  and  $-S(O)_2R^{23}$ . Further to any of the above embodiments,  $Q^{22}$  and  $Q^{24}$  are independently hydrogen, fluoro, chloro, or  $-CF_3$ , preferably  $Q^{22}$  and  $Q^{24}$  are hydrogen.

[0068] In one embodiment of the methods provided herein, in compounds of Formula IIb,  $M_5$  is  $-(CR^{19}R^{20})_t-NR^{26}-(CR^{19}R^{20})_s-$  or  $-(CR^{19}R^{20})_t-NR^{26}C(O)-(CR^{19}R^{20})_s-$ , preferably  $-NR^{26}-(CR^{19}R^{20})_s-$  or  $-NR^{26}C(O)-(CR^{19}R^{20})_s-$ , more preferably  $-NR^{39}CH_2-$ ,  $-NR^{39}CH(R^{40})-$  or  $-NR^{39}C(O)-$ , and  $A_2$  is  $-CR^{19}R^{20}-$  or  $-C(O)-$ , preferably  $-CH_2-$  or  $-C(O)-$ . In one embodiment,  $M_5$  is  $-(CR^{19}R^{20})_t-NR^{26}-(CR^{19}R^{20})_s-$  or  $-(CR^{19}R^{20})_t-NR^{26}C(O)-(CR^{19}R^{20})_s-$ , preferably  $-NR^{26}-(CR^{19}R^{20})_s-$  or  $-NR^{26}C(O)-(CR^{19}R^{20})_s-$ , more preferably  $-NR^{39}CH_2-$ ,  $-NR^{39}CH(R^{40})-$  or  $-NR^{39}C(O)-$ ;  $A_2$  is  $-CR^{19}R^{20}-$  or  $-C(O)-$ , preferably  $-CH_2-$  or  $-C(O)-$ ;  $Q^{11}$  is cycloalkyl, heterocycloalkyl, aryl or heteroaryl, wherein cycloalkyl, heterocycloalkyl, aryl or heteroaryl are optionally substituted with one or more substituents selected from the group consisting of halogen, lower alkyl, fluoro substituted lower alkyl,  $-NHR^{23}$ ,  $-NR^{23}R^{23}$ ,  $-OR^{23}$  and  $-S(O)_2R^{23}$ ; and  $Q^{15}$  is hydrogen,  $-OR^{23}$ ,  $-CN$ , fluoro, chloro, lower alkyl, fluoro substituted lower alkyl, cycloalkyl, heterocycloalkyl, aryl or heteroaryl, wherein cycloalkyl, heterocycloalkyl, aryl or heteroaryl are optionally substituted with one or more substituents selected from the group consisting of halogen, lower alkyl, fluoro substituted lower alkyl,  $-NHR^{23}$ ,  $-NR^{23}R^{23}$ ,  $-OR^{23}$  and  $-S(O)_2R^{23}$ . In one embodiment,  $M_5$  is  $-(CR^{19}R^{20})_t-NR^{26}-(CR^{19}R^{20})_s-$  or  $-(CR^{19}R^{20})_t-NR^{26}C(O)-(CR^{19}R^{20})_s-$ , preferably  $-NR^{26}-(CR^{19}R^{20})_s-$  or  $-NR^{26}C(O)-(CR^{19}R^{20})_s-$ , more preferably  $-NR^{39}CH_2-$ ,  $-NR^{39}CH(R^{40})-$  or  $-NR^{39}C(O)-$ ;  $A_2$  is  $-CR^{19}R^{20}-$  or  $-C(O)-$ , preferably  $-CH_2-$  or  $-C(O)-$ ;  $Q^{11}$  is cycloalkyl, heterocycloalkyl, aryl or heteroaryl, wherein cycloalkyl, heterocycloalkyl, aryl or heteroaryl are optionally substituted with one or more substituents selected from the group consisting of halogen, lower alkyl, fluoro substituted lower alkyl,  $-NHR^{23}$ ,  $-NR^{23}R^{23}$ ,  $-OR^{23}$  and  $-S(O)_2R^{23}$ ;  $Q^{15}$  is hydrogen,  $-OR^{23}$ ,  $-CN$ , fluoro, chloro, lower alkyl, fluoro substituted lower alkyl, cycloalkyl, heterocycloalkyl, aryl or heteroaryl, wherein cycloalkyl, heterocycloalkyl, aryl or heteroaryl are optionally substituted with one or more substituents selected from the group consisting of halogen, lower alkyl, fluoro substituted lower alkyl,  $-NHR^{23}$ ,  $-NR^{23}R^{23}$ ,  $-OR^{23}$  and  $-S(O)_2R^{23}$ ; and  $Q^{22}$  and  $Q^{24}$  are independently hydrogen, fluoro, chloro, or  $-CF_3$ , preferably  $Q^{22}$  and  $Q^{24}$  are hydrogen..

[0069] In one embodiment of the methods provided herein, in compounds of Formula IIb,  $M_5$  is  $-NR^{39}CH_2-$ ,  $-NR^{39}CH(R^{40})-$ ,  $-NR^{39}CH_2CH_2-$ , or  $-NR^{39}C(O)-$ ;  $A_2$  is  $-CH_2-$  or  $-C(O)-$ , preferably  $-CH_2-$ ;  $Q^{11}$  is cycloalkyl, heterocycloalkyl, aryl or heteroaryl, wherein cycloalkyl, heterocycloalkyl, aryl or heteroaryl are optionally substituted with one or more substituents selected from the group consisting of halogen, lower alkyl, fluoro substituted lower alkyl,  $-NHR^{41}$ ,  $-NR^{41}R^{41}$ ,  $-OR^{41}$  and  $-S(O)_2R^{41}$ ;  $Q^{15}$  is hydrogen,  $-CN$ , fluoro, chloro, lower alkyl, fluoro substituted lower alkyl, lower alkoxy, fluoro substituted lower alkoxy, cycloalkyl, heterocycloalkyl, aryl or heteroaryl, wherein cycloalkyl, heterocycloalkyl, aryl or heteroaryl are optionally substituted with one or more substituents selected from the group consisting of halogen, lower alkyl, fluoro substituted lower alkyl,  $-NHR^{41}$ ,  $-NR^{41}R^{41}$ ,  $-OR^{41}$  and  $-S(O)_2R^{41}$ ;  $Q^{22}$  and  $Q^{24}$

are independently hydrogen, fluoro, chloro, lower alkyl, or fluoro substituted lower alkyl, preferably hydrogen, fluoro, chloro, or  $-CF_3$ , more preferably both  $Q^{22}$  and  $Q^{24}$  are hydrogen, wherein  $R^{41}$  is as defined for Formula Ig.

**[0070]** In one embodiment of the methods provided herein, in compounds of Formula Iib,  $A_2$  is  $-CH_2-$  or  $-C(O)-$ , preferably  $-CH_2-$ ;  $Q^{11}$  is cycloalkyl, heterocycloalkyl, aryl or heteroaryl, wherein cycloalkyl, heterocycloalkyl, aryl or heteroaryl are optionally substituted with one or more substituents selected from the group consisting of  $-OR^{41}$ ,  $-SR^{41}$ ,  $-S(O)R^{41}$ ,  $-S(O)_2R^{41}$ ,  $-NHR^{41}$ ,  $-NR^{41}R^{41}$ ,  $-NR^{39}C(O)R^{41}$ ,  $-NR^{39}S(O)_2R^{41}$ , halogen, lower alkyl, cycloalkyl, heterocycloalkyl, aryl and heteroaryl, wherein lower alkyl is optionally substituted with one or more substituents selected from the group consisting of fluoro, lower alkoxy, fluoro substituted lower alkoxy, lower alkylthio, fluoro substituted lower alkylthio, mono-alkylamino, di-alkylamino, cycloalkyl, heterocycloalkyl, aryl, and heteroaryl, wherein cycloalkyl, heterocycloalkyl, aryl, and heteroaryl as a substituent of  $Q^{11}$ , or as a substituent of lower alkyl are optionally substituted with one or more substituents selected from the group consisting of  $-OH$ ,  $-NH_2$ ,  $-CN$ ,  $-NO_2$ ,  $-S(O)_2NH_2$ ,  $-C(O)NH_2$ ,  $-OR^{42}$ ,  $-SR^{42}$ ,  $-NHR^{42}$ ,  $-NR^{42}R^{42}$ ,  $-NR^{39}C(O)R^{42}$ ,  $-NR^{39}S(O)_2R^{42}$ ,  $-S(O)_2R^{42}$ , halogen, lower alkyl, fluoro substituted lower alkyl, and cycloalkylamino;  $Q^{15}$  is hydrogen,  $-CN$ ,  $-OR^{41}$ ,  $-SR^{41}$ ,  $-S(O)R^{41}$ ,  $-S(O)_2R^{41}$ ,  $-NHR^{41}$ ,  $-NR^{41}R^{41}$ ,  $-NR^{39}C(O)R^{41}$ ,  $-NR^{39}S(O)_2R^{41}$ , fluoro, chloro, lower alkyl, fluoro substituted lower alkyl, aryl or heteroaryl, wherein aryl or heteroaryl are optionally substituted with one or more substituents selected from the group consisting of halogen, lower alkyl, fluoro substituted lower alkyl,  $-NHR^{41}$ ,  $-NR^{41}R^{41}$ , and  $-OR^{41}$ ;  $M_5$  is a bond,  $-NR^{39}-$ ,  $-S-$ ,  $-O-$ ,  $-NR^{39}CH_2-$ ,  $-NR^{39}CH_2CH_2-$ ,  $-NR^{39}CH(R^{40})-$ ,  $-SCH_2-$ ,  $-OCH_2-$ ,  $-C(O)NR^{39}-$ ,  $-S(O)_2NR^{39}-$ ,  $-CH_2NR^{39}-$ ,  $-CH(R^{40})NR^{39}-$ ,  $-NR^{39}C(O)-$ , or  $-NR^{39}S(O)_2-$ ; and  $Q^{22}$ , and  $Q^{24}$  are independently hydrogen, halogen, lower alkyl, fluoro substituted lower alkyl,  $-NR^{44}R^{44}$ ,  $-OR^{44}$ , or  $-SR^{44}$ , provided, however, that at least one of  $Q^{22}$  and  $Q^{24}$  is hydrogen, fluoro, chloro, lower alkyl or fluoro substituted lower alkyl, wherein  $R^{39}$ ,  $R^{40}$ ,  $R^{41}$ , and  $R^{42}$  are as defined for Formula Ig, and  $R^{44}$  is as defined for Formula II.

**[0071]** In one embodiment of the methods provided herein, in compounds of Formula Iib,  $A_2$  is  $-CH_2-$ ;  $Q^{11}$  is aryl or heteroaryl, wherein aryl or heteroaryl are optionally substituted with one or more substituents selected from the group consisting of fluoro, chloro, lower alkyl, fluoro substituted lower alkyl, lower alkoxy, fluoro substituted lower alkoxy, di-alkylamino, and heterocycloalkyl;  $Q^{15}$  is hydrogen,  $-CN$ , fluoro, chloro, lower alkyl, fluoro substituted lower alkyl, lower alkoxy, or fluoro substituted lower alkoxy;  $M_5$  is  $-NR^{39}CH_2-$ ,  $-NR^{39}CH_2CH_2-$ , or  $-NR^{39}CH(R^{40})-$ ; and  $Q^{22}$  and  $Q^{24}$  are independently hydrogen, halogen, lower alkyl, fluoro substituted lower alkyl, lower alkoxy, or fluoro substituted lower alkoxy, provided, however, that

3

at least one of  $Q^{22}$  and  $Q^{24}$  is hydrogen, fluoro, chloro, lower alkyl or fluoro substituted lower alkyl.

[0072] In one embodiment, further to any of the embodiments of the methods provided herein, which includes Formula IIb above, each occurrence of  $R^{41}$  is  $R^{42}$  as defined for Formula Ig.

[0073] In one embodiment of the methods provided herein, in compounds of Formula IIb,  $M_5$  is  $-NHCH_2CH_2-$ ,  $-NHCH_2-$ ,  $-N(CH_3)CH_2-$ , or  $-NHCH(CH_3)-$ , preferably  $-NHCH_2-$ ;  $A_2$  is  $-CH_2-$ ;  $Q^{11}$  is cycloalkyl, heterocycloalkyl, phenyl or heteroaryl, wherein phenyl or heteroaryl are optionally substituted with 1 or 2 substituents selected from the group consisting of halogen, lower alkyl, fluoro substituted lower alkyl, lower alkoxy, fluoro substituted lower alkoxy, di-alkylamino, and heterocycloalkyl;  $Q^{15}$  is hydrogen,  $-CN$ , fluoro, chloro, lower alkyl, fluoro substituted lower alkyl, lower alkoxy, fluoro substituted lower alkoxy, cycloalkyl, heterocycloalkyl, aryl or heteroaryl, wherein cycloalkyl, heterocycloalkyl, aryl or heteroaryl are optionally substituted with one or more substituents selected from the group consisting of halogen, lower alkyl, fluoro substituted lower alkyl, lower alkoxy, and fluoro substituted lower alkoxy; and  $Q^{22}$  and  $Q^{24}$  are independently hydrogen, fluoro, chloro, lower alkyl, or fluoro substituted lower alkyl, preferably hydrogen, fluoro, chloro, or  $-CF_3$ , more preferably both  $Q^{22}$  and  $Q^{24}$  are hydrogen.

[0074] In one embodiment of the methods provided herein, in compounds of Formula IIb,  $M_5$  is  $-NHCH_2-$ ;  $A_2$  is  $-CH_2-$ ;  $Q^{11}$  is phenyl substituted with 1 or 2 substituents selected from the group consisting of fluoro, chloro, methyl, fluoro substituted methyl, methoxy, and fluoro substituted methoxy;  $Q^{15}$  is hydrogen,  $-CN$ , fluoro, chloro, lower alkyl, fluoro substituted lower alkyl, lower alkoxy, fluoro substituted lower alkoxy, preferably hydrogen or chloro; and  $Q^{22}$  and  $Q^{24}$  are hydrogen.

[0075] In one embodiment of the methods provided herein, wherein the compound of Formula IIb is a compound selected from the group consisting of:

(4-Chloro-benzyl)-[5-(5-chloro-1H-pyrrolo[2,3-b]pyridin-3-ylmethyl)-pyrimidin-2-yl]-amine  
(P-0260),

[5-(5-Chloro-1H-pyrrolo[2,3-b]pyridin-3-ylmethyl)-pyrimidin-2-yl]-(2,6-difluoro-benzyl)-amine  
(P-0261),

[5-(5-Chloro-1H-pyrrolo[2,3-b]pyridin-3-ylmethyl)-pyrimidin-2-yl]-(2-trifluoromethyl-benzyl)-amine  
(P-0262),

(2-Chloro-benzyl)-[5-(5-chloro-1H-pyrrolo[2,3-b]pyridin-3-ylmethyl)-pyrimidin-2-yl]-amine  
(P-0263),

[5-(5-Chloro-1H-pyrrolo[2,3-b]pyridin-3-ylmethyl)-pyrimidin-2-yl]-(2-fluoro-benzyl)-amine  
(P-0264),



[5-(5-Chloro-1H-pyrrolo[2,3-b]pyridin-3-ylmethyl)-pyrimidin-2-yl]-(2,4-difluoro-benzyl)-amine **(P-0265)**,

[5-(5-Chloro-1H-pyrrolo[2,3-b]pyridin-3-ylmethyl)-pyrimidin-2-yl]-(4-trifluoromethyl-benzyl)-amine **(P-0266)**,

[5-(5-Chloro-1H-pyrrolo[2,3-b]pyridin-3-ylmethyl)-pyrimidin-2-yl]-(2,5-difluoro-benzyl)-amine **(P-0267)**,

[5-(5-Chloro-1H-pyrrolo[2,3-b]pyridin-3-ylmethyl)-pyrimidin-2-yl]-(3-trifluoromethyl-benzyl)-amine **(P-0268)**,

[5-(5-Chloro-1H-pyrrolo[2,3-b]pyridin-3-ylmethyl)-pyrimidin-2-yl]-(2-fluoro-5-trifluoromethyl-benzyl)-amine **(P-0289)**,

(2-Fluoro-5-trifluoromethyl-benzyl)-[5-(1H-pyrrolo[2,3-b]pyridin-3-ylmethyl)-pyrimidin-2-yl]-amine **(P-0291)**,

(2,5-Difluoro-benzyl)-[5-(1H-pyrrolo[2,3-b]pyridin-3-ylmethyl)-pyrimidin-2-yl]-amine **(P-0292)**,

(2-Chloro-5-trifluoromethyl-benzyl)-[5-(1H-pyrrolo[2,3-b]pyridin-3-ylmethyl)-pyrimidin-2-yl]-amine **(P-0293)**,

(3-Fluoro-5-trifluoromethyl-benzyl)-[5-(1H-pyrrolo[2,3-b]pyridin-3-ylmethyl)-pyrimidin-2-yl]-amine **(P-0294)**,

(3,5-Difluoro-benzyl)-[5-(1H-pyrrolo[2,3-b]pyridin-3-ylmethyl)-pyrimidin-2-yl]-amine **(P-0295)**,

(2-Fluoro-benzyl)-[5-(1H-pyrrolo[2,3-b]pyridin-3-ylmethyl)-pyrimidin-2-yl]-amine **(P-0300)**,

(2-Chloro-benzyl)-[5-(1H-pyrrolo[2,3-b]pyridin-3-ylmethyl)-pyrimidin-2-yl]-amine **(P-0301)**,

[5-(1H-Pyrrolo[2,3-b]pyridin-3-ylmethyl)-pyrimidin-2-yl]-(2-trifluoromethyl-benzyl)-amine **(P-0302)**,

[5-(1H-Pyrrolo[2,3-b]pyridin-3-ylmethyl)-pyrimidin-2-yl]-(2-trifluoromethoxy-benzyl)-amine **(P-0303)**,

(5-Chloro-2-fluoro-benzyl)-[5-(1H-pyrrolo[2,3-b]pyridin-3-ylmethyl)-pyrimidin-2-yl]-amine **(P-0304)**,

(2,4-Dichloro-benzyl)-[5-(1H-pyrrolo[2,3-b]pyridin-3-ylmethyl)-pyrimidin-2-yl]-amine **(P-0305)**,

(2,4-Difluoro-benzyl)-[5-(1H-pyrrolo[2,3-b]pyridin-3-ylmethyl)-pyrimidin-2-yl]-amine **(P-0306)**,

(4-Chloro-benzyl)-[5-(1H-pyrrolo[2,3-b]pyridin-3-ylmethyl)-pyrimidin-2-yl]-amine **(P-0307)**,

[5-(1H-Pyrrolo[2,3-b]pyridin-3-ylmethyl)-pyrimidin-2-yl]-(4-trifluoromethyl-benzyl)-amine **(P-0308)**,

(2-Fluoro-3-trifluoromethyl-benzyl)-[5-(1H-pyrrolo[2,3-b]pyridin-3-ylmethyl)-pyrimidin-2-yl]-amine **(P-0309)**,

(2,5-Dichloro-benzyl)-[5-(1H-pyrrolo[2,3-b]pyridin-3-ylmethyl)-pyrimidin-2-yl]-amine **(P-0310)**,

(3-Chloro-2-fluoro-benzyl)-[5-(1H-pyrrolo[2,3-b]pyridin-3-ylmethyl)-pyrimidin-2-yl]-amine **(P-0311)**,

3

- (2-Difluoromethoxy-benzyl)-[5-(1H-pyrrolo[2,3-b]pyridin-3-ylmethyl)-pyrimidin-2-yl]-amine **(P-0312)**,
- (2,3-Dichloro-benzyl)-[5-(1H-pyrrolo[2,3-b]pyridin-3-ylmethyl)-pyrimidin-2-yl]-amine **(P-0313)**,
- (4-Chloro-2-fluoro-benzyl)-[5-(1H-pyrrolo[2,3-b]pyridin-3-ylmethyl)-pyrimidin-2-yl]-amine **(P-0314)**,
- (5-Fluoro-2-trifluoromethyl-benzyl)-[5-(1H-pyrrolo[2,3-b]pyridin-3-ylmethyl)-pyrimidin-2-yl]-amine **(P-0315)**,
- (2-Chloro-4-fluoro-benzyl)-[5-(1H-pyrrolo[2,3-b]pyridin-3-ylmethyl)-pyrimidin-2-yl]-amine **(P-0316)**,
- (5-Chloro-2-methyl-benzyl)-[5-(1H-pyrrolo[2,3-b]pyridin-3-ylmethyl)-pyrimidin-2-yl]-amine **(P-0317)**,
- (5-Fluoro-2-methyl-benzyl)-[5-(1H-pyrrolo[2,3-b]pyridin-3-ylmethyl)-pyrimidin-2-yl]-amine **(P-0318)**,
- (2-Fluoro-4-trifluoromethyl-benzyl)-[5-(1H-pyrrolo[2,3-b]pyridin-3-ylmethyl)-pyrimidin-2-yl]-amine **(P-0319)**,
- (4-Fluoro-2-trifluoromethyl-benzyl)-[5-(1H-pyrrolo[2,3-b]pyridin-3-ylmethyl)-pyrimidin-2-yl]-amine **(P-0320)**,
- [5-(5-Chloro-1H-pyrrolo[2,3-b]pyridin-3-ylmethyl)-pyrimidin-2-yl]-(2-difluoromethoxy-benzyl)-amine **(P-0390)**,
- [5-(5-Chloro-1H-pyrrolo[2,3-b]pyridin-3-ylmethyl)-pyrimidin-2-yl]-(5-fluoro-2-trifluoromethyl-benzyl)-amine **(P-0391)**,
- (3-Chloro-2-fluoro-benzyl)-[5-(5-chloro-1H-pyrrolo[2,3-b]pyridin-3-ylmethyl)-pyrimidin-2-yl]-amine **(P-0392)**,
- [5-(5-Chloro-1H-pyrrolo[2,3-b]pyridin-3-ylmethyl)-pyrimidin-2-yl]-(2-fluoro-3-trifluoromethyl-benzyl)-amine **(P-0393)**,
- [5-(5-Chloro-1H-pyrrolo[2,3-b]pyridin-3-ylmethyl)-pyrimidin-2-yl]-(2-fluoro-4-trifluoromethyl-benzyl)-amine **(P-0394)**,
- [5-(5-Chloro-1H-pyrrolo[2,3-b]pyridin-3-ylmethyl)-pyrimidin-2-yl]-(2,3-difluoro-benzyl)-amine **(P-0395)**,
- (2-Chloro-4-fluoro-benzyl)-[5-(5-chloro-1H-pyrrolo[2,3-b]pyridin-3-ylmethyl)-pyrimidin-2-yl]-amine **(P-0396)**,
- [5-(5-Chloro-1H-pyrrolo[2,3-b]pyridin-3-ylmethyl)-pyrimidin-2-yl]-(2-trifluoromethoxy-benzyl)-amine **(P-0402)**,
- (2-Chloro-5-fluoro-benzyl)-[5-(1H-pyrrolo[2,3-b]pyridin-3-ylmethyl)-pyrimidin-2-yl]-amine **(P-0407)**,
- (2-Chloro-5-fluoro-benzyl)-[5-(5-chloro-1H-pyrrolo[2,3-b]pyridin-3-ylmethyl)-pyrimidin-2-yl]-

3

amine (**P-0408**),  
[5-(5-Chloro-1H-pyrrolo[2,3-b]pyridin-3-ylmethyl)-pyrimidin-2-yl]-pyridin-4-ylmethyl-amine (**P-0416**),  
[5-(5-Chloro-1H-pyrrolo[2,3-b]pyridin-3-ylmethyl)-pyrimidin-2-yl]-(2-pyrrolidin-1-yl-ethyl)-amine (**P-0417**),  
Benzyl-[5-(5-chloro-1H-pyrrolo[2,3-b]pyridin-3-ylmethyl)-pyrimidin-2-yl]-amine (**P-0418**),  
Benzyl-[5-(5-chloro-1H-pyrrolo[2,3-b]pyridin-3-ylmethyl)-pyrimidin-2-yl]-methyl-amine (**P-0419**),  
[5-(5-Chloro-1H-pyrrolo[2,3-b]pyridin-3-ylmethyl)-pyrimidin-2-yl]-(4-trifluoromethoxy-benzyl)-amine (**P-0420**),  
(3-Chloro-benzyl)-[5-(5-chloro-1H-pyrrolo[2,3-b]pyridin-3-ylmethyl)-pyrimidin-2-yl]-amine (**P-0421**),  
[5-(5-Chloro-1H-pyrrolo[2,3-b]pyridin-3-ylmethyl)-pyrimidin-2-yl]-pyridin-3-ylmethyl-amine (**P-0422**),  
[5-(5-Chloro-1H-pyrrolo[2,3-b]pyridin-3-ylmethyl)-pyrimidin-2-yl]-(4-fluoro-benzyl)-amine (**P-0423**),  
(3-Chloro-benzyl)-[5-(5-chloro-1H-pyrrolo[2,3-b]pyridin-3-ylmethyl)-pyrimidin-2-yl]-methyl-amine (**P-0424**),  
[5-(5-Chloro-1H-pyrrolo[2,3-b]pyridin-3-ylmethyl)-pyrimidin-2-yl]-(3,5-difluoro-benzyl)-amine (**P-0425**),  
[5-(5-Chloro-1H-pyrrolo[2,3-b]pyridin-3-ylmethyl)-pyrimidin-2-yl]-[1-(2-fluoro-phenyl)-ethyl]-amine (**P-0426**),  
[1-(4-Chloro-phenyl)-ethyl]-[5-(5-chloro-1H-pyrrolo[2,3-b]pyridin-3-ylmethyl)-pyrimidin-2-yl]-amine (**P-0427**),  
[5-(5-Chloro-1H-pyrrolo[2,3-b]pyridin-3-ylmethyl)-pyrimidin-2-yl]-[(S)-1-(4-fluoro-phenyl)-ethyl]-amine (**P-0428**),  
[5-(5-Chloro-1H-pyrrolo[2,3-b]pyridin-3-ylmethyl)-pyrimidin-2-yl]-(6-trifluoromethyl-pyridin-3-ylmethyl)-amine (**P-0429**),  
(2-Chloro-benzyl)-[5-(5-chloro-1H-pyrrolo[2,3-b]pyridin-3-ylmethyl)-pyrimidin-2-yl]-methyl-amine (**P-0430**),  
[5-(5-Chloro-1H-pyrrolo[2,3-b]pyridin-3-ylmethyl)-pyrimidin-2-yl]-(2-methyl-benzyl)-amine (**P-0431**),  
[5-(5-Chloro-1H-pyrrolo[2,3-b]pyridin-3-ylmethyl)-pyrimidin-2-yl]-(2-methoxy-benzyl)-amine (**P-0433**),  
[5-(5-Chloro-1H-pyrrolo[2,3-b]pyridin-3-ylmethyl)-pyrimidin-2-yl]-(2-morpholin-4-yl-ethyl)-amine (**P-0434**),

}

[5-(5-Chloro-1H-pyrrolo[2,3-b]pyridin-3-ylmethyl)-pyrimidin-2-yl]-cyclohexylmethyl-amine  
(**P-0435**),

[5-(5-Chloro-1H-pyrrolo[2,3-b]pyridin-3-ylmethyl)-pyrimidin-2-yl]-pyridin-2-ylmethyl-amine  
(**P-0436**),

[2-(4-Chloro-phenyl)-ethyl]-[5-(5-chloro-1H-pyrrolo[2,3-b]pyridin-3-ylmethyl)-pyrimidin-2-yl]-  
amine (**P-0437**),

[5-(5-Chloro-1H-pyrrolo[2,3-b]pyridin-3-ylmethyl)-pyrimidin-2-yl]-(4-difluoromethoxy-benzyl)-  
amine (**P-0438**),

[5-(5-Chloro-1H-pyrrolo[2,3-b]pyridin-3-ylmethyl)-pyrimidin-2-yl]-(4-methoxy-benzyl)-amine  
(**P-0439**),

[5-(5-Chloro-1H-pyrrolo[2,3-b]pyridin-3-ylmethyl)-pyrimidin-2-yl]-(4-methyl-benzyl)-amine  
(**P-0440**),

[5-(5-Chloro-1H-pyrrolo[2,3-b]pyridin-3-ylmethyl)-pyrimidin-2-yl]-(2-methoxy-ethyl)-amine  
(**P-0441**),

[5-(5-Chloro-1H-pyrrolo[2,3-b]pyridin-3-ylmethyl)-pyrimidin-2-yl]-(3-fluoro-benzyl)-amine  
(**P-0442**),

(3-Chloro-4-fluoro-benzyl)-[5-(5-chloro-1H-pyrrolo[2,3-b]pyridin-3-ylmethyl)-pyrimidin-2-yl]-  
amine (**P-0443**),

[5-(5-Chloro-1H-pyrrolo[2,3-b]pyridin-3-ylmethyl)-pyrimidin-2-yl]-(2-ethoxy-benzyl)-amine  
(**P-0444**),

[5-(5-Chloro-1H-pyrrolo[2,3-b]pyridin-3-ylmethyl)-pyrimidin-2-yl]-(4-morpholin-4-yl-benzyl)-  
amine (**P-0445**),

[5-(5-Chloro-1H-pyrrolo[2,3-b]pyridin-3-ylmethyl)-pyrimidin-2-yl]-(3-difluoromethoxy-benzyl)-  
amine (**P-0446**),

(4-Chloro-3-fluoro-benzyl)-[5-(5-chloro-1H-pyrrolo[2,3-b]pyridin-3-ylmethyl)-pyrimidin-2-yl]-  
amine (**P-0447**),

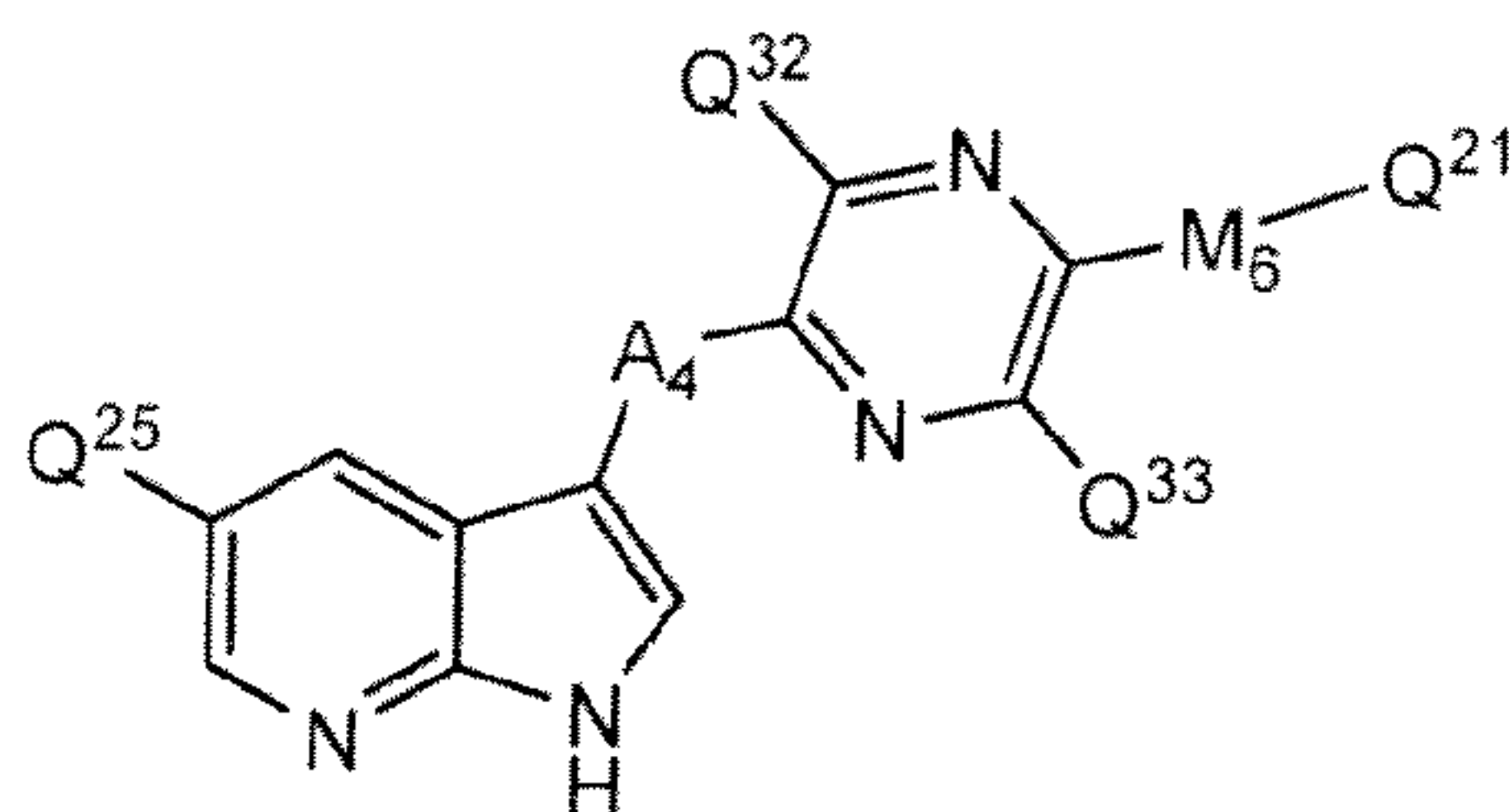
[5-(5-Chloro-1H-pyrrolo[2,3-b]pyridin-3-ylmethyl)-pyrimidin-2-yl]-[1-(3-fluoro-phenyl)-ethyl]-  
amine (**P-0448**), and

[5-(5-Chloro-1H-pyrrolo[2,3-b]pyridin-3-ylmethyl)-pyrimidin-2-yl]-(2-dimethylamino-benzyl)-  
amine (**P-0449**), or

all salts, prodrugs, tautomers, or isomers thereof.

[0076] In one embodiment of the methods provided herein, a compound of Formula II has a structure according to the following sub-generic structure, Formula IIc,

}



Formula IIc,

all salts, prodrugs, tautomers, and isomers thereof,

wherein:

$A_4$  is selected from the group consisting of  $-CR^{19}R^{20}-$ ,  $-C(O)-$ ,  $-C(S)-$ ,  $-S-$ ,  $-S(O)-$ ,  $-S(O)_2-$ ,  $-NR^{21}-$ , and  $-O-$ ;

$Q^{25}$  is selected from the group consisting of hydrogen, halogen, optionally substituted lower alkyl, optionally substituted cycloalkyl, optionally substituted heterocycloalkyl, optionally substituted aryl, optionally substituted heteroaryl,  $-OH$ ,  $-NH_2$ ,  $-NO_2$ ,  $-CN$ ,  $-NHC(O)NH_2$ ,  $-NHC(S)NH_2$ ,  $-NHS(O)_2NH_2$ ,  $-C(O)NH_2$ ,  $-C(S)NH_2$ ,  $-S(O)_2NH_2$ ,  $-NR^{24}R^{25}$ ,  $-NHR^{23}$ ,  $-OR^{23}$ ,  $-SR^{23}$ ,  $-C(O)R^{23}$ ,  $-C(S)R^{23}$ ,  $-S(O)R^{23}$ ,  $-S(O)_2R^{23}$ ,  $-C(O)NHR^{23}$ ,  $-C(O)NR^{23}R^{23}$ ,  $-C(S)NHR^{23}$ ,  $-C(S)NR^{23}R^{23}$ ,  $-S(O)_2NHR^{23}$ ,  $-S(O)_2NR^{23}R^{23}$ ,  $-NHC(O)R^{23}$ ,  $-NR^{23}C(O)R^{23}$ ,  $-NHC(S)R^{23}$ ,  $-NR^{23}C(S)R^{23}$ ,  $-NHS(O)_2R^{23}$ ,  $-NR^{23}S(O)_2R^{23}$ ,  $-NHC(O)NHR^{23}$ ,  $-NR^{23}C(O)NH_2$ ,  $-NR^{23}C(O)NHR^{23}$ ,  $-NHC(O)NR^{23}R^{23}$ ,  $-NR^{23}C(O)NR^{23}R^{23}$ ,  $-NHC(S)NHR^{23}$ ,  $-NR^{23}C(S)NH_2$ ,  $-NR^{23}C(S)NHR^{23}$ ,  $-NHC(S)NR^{23}R^{23}$ ,  $-NR^{23}C(S)NR^{23}R^{23}$ ,  $-NHS(O)_2NHR^{23}$ ,  $-NR^{23}S(O)_2NH_2$ ,  $-NR^{23}S(O)_2NHR^{23}$ ,  $-NHS(O)_2NR^{23}R^{23}$ , and  $-NR^{23}S(O)_2NR^{23}R^{23}$ ;

$M_6$ ,  $Q^{21}$ ,  $Q^{32}$  and  $Q^{33}$  are as defined for Formula II; and

$R^{19}$ ,  $R^{20}$ ,  $R^{21}$ ,  $R^{23}$ ,  $R^{24}$ , and  $R^{25}$  are as defined for Formula Ib.

[0077] In one embodiment of the methods provided herein, in compounds of Formula IIc,  $M_6$  is  $-(CR^{19}R^{20})_t-NR^{26}-(CR^{19}R^{20})_s-$  or  $-(CR^{19}R^{20})_t-NR^{26}C(O)-(CR^{19}R^{20})_s-$ , preferably  $-NR^{26}-(CR^{19}R^{20})_s-$  or  $-NR^{26}C(O)-(CR^{19}R^{20})_s-$ , more preferably  $-NR^{39}CH_2-$ ,  $-NR^{39}CH(R^{40})-$  or  $-NR^{39}C(O)-$ , wherein  $R^{39}$  is hydrogen or lower alkyl and  $R^{40}$  is lower alkyl or fluoro substituted lower alkyl. In one embodiment,  $A_4$  is  $-CR^{19}R^{20}-$  or  $-C(O)-$ , preferably  $-CH_2-$  or  $-C(O)-$ . In one embodiment,  $Q^{21}$  is aryl or heteroaryl, wherein aryl or heteroaryl are optionally substituted with one or more substituents selected from the group consisting of halogen, lower alkyl, fluoro substituted lower alkyl,  $-NHR^{23}$ ,  $-NR^{23}R^{23}$ ,  $-OR^{23}$  and  $-S(O)_2R^{23}$  and  $Q^{25}$  is hydrogen,  $-OR^{23}$ ,  $-CN$ , fluoro, chloro, lower alkyl, fluoro substituted lower alkyl, cycloalkyl, heterocycloalkyl, aryl or heteroaryl, wherein cycloalkyl, heterocycloalkyl, aryl or heteroaryl are optionally substituted with one or more substituents selected from the group consisting of halogen, lower alkyl, fluoro substituted lower

alkyl,  $-NHR^{23}$ ,  $-NR^{23}R^{23}$ ,  $-OR^{23}$  and  $-S(O)_2R^{23}$ . Further to any of the above embodiments,  $Q^{32}$  and  $Q^{33}$  are independently hydrogen, fluoro, chloro, or  $-CF_3$ .

**[0078]** In one embodiment of the methods provided herein, in compounds of Formula IIc,  $M_6$  is  $-(CR^{19}R^{20})_t-NR^{26}-(CR^{19}R^{20})_s-$  or  $-(CR^{19}R^{20})_t-NR^{26}C(O)-(CR^{19}R^{20})_s-$ , preferably  $-NR^{26}-(CR^{19}R^{20})_s-$  or  $-NR^{26}C(O)-(CR^{19}R^{20})_s-$ , more preferably  $-NR^{39}CH_2-$ ,  $-NR^{39}CH(R^{40})-$  or  $-NR^{39}C(O)-$ , and  $A_4$  is  $-CR^{19}R^{20}-$  or  $-C(O)-$ , preferably  $-CH_2-$  or  $-C(O)-$ . In one embodiment,  $M_5$  is  $-(CR^{19}R^{20})_t-NR^{26}-(CR^{19}R^{20})_s-$  or  $-(CR^{19}R^{20})_t-NR^{26}C(O)-(CR^{19}R^{20})_s-$ , preferably  $-NR^{26}-(CR^{19}R^{20})_s-$  or  $-NR^{26}C(O)-(CR^{19}R^{20})_s-$ , more preferably  $-NR^{39}CH_2-$ ,  $-NR^{39}CH(R^{40})-$  or  $-NR^{39}C(O)-$ ;  $A_4$  is  $-CR^{19}R^{20}-$  or  $-C(O)-$ , preferably  $-CH_2-$  or  $-C(O)-$ ;  $Q^{21}$  is aryl or heteroaryl, wherein aryl or heteroaryl are optionally substituted with one or more substituents selected from the group consisting of halogen, lower alkyl, fluoro substituted lower alkyl,  $-NHR^{23}$ ,  $-NR^{23}R^{23}$ ,  $-OR^{23}$  and  $-S(O)_2R^{23}$ ; and  $Q^{25}$  is hydrogen,  $-OR^{23}$ ,  $-CN$ , fluoro, chloro, lower alkyl, fluoro substituted lower alkyl, cycloalkyl, heterocycloalkyl, aryl or heteroaryl, wherein cycloalkyl, heterocycloalkyl, aryl or heteroaryl are optionally substituted with one or more substituents selected from the group consisting of halogen, lower alkyl, fluoro substituted lower alkyl,  $-NHR^{23}$ ,  $-NR^{23}R^{23}$ ,  $-OR^{23}$  and  $-S(O)_2R^{23}$ . In one embodiment,  $M_6$  is  $-(CR^{19}R^{20})_t-NR^{26}-(CR^{19}R^{20})_s-$  or  $-(CR^{19}R^{20})_t-NR^{26}C(O)-(CR^{19}R^{20})_s-$ , preferably  $-NR^{26}-(CR^{19}R^{20})_s-$  or  $-NR^{26}C(O)-(CR^{19}R^{20})_s-$ , more preferably  $-NR^{39}CH_2-$ ,  $-NR^{39}CH(R^{40})-$  or  $-NR^{39}C(O)-$ ;  $A_4$  is  $-CR^{19}R^{20}-$  or  $-C(O)-$ , preferably  $-CH_2-$  or  $-C(O)-$ ;  $Q^{21}$  is aryl or heteroaryl, wherein aryl or heteroaryl are optionally substituted with one or more substituents selected from the group consisting of halogen, lower alkyl, fluoro substituted lower alkyl,  $-NHR^{23}$ ,  $-NR^{23}R^{23}$ ,  $-OR^{23}$  and  $-S(O)_2R^{23}$ ;  $Q^{25}$  is hydrogen,  $-OR^{23}$ ,  $-CN$ , fluoro, chloro, lower alkyl, fluoro substituted lower alkyl, cycloalkyl, heterocycloalkyl, aryl or heteroaryl, wherein cycloalkyl, heterocycloalkyl, aryl or heteroaryl are optionally substituted with one or more substituents selected from the group consisting of halogen, lower alkyl, fluoro substituted lower alkyl,  $-NHR^{23}$ ,  $-NR^{23}R^{23}$ ,  $-OR^{23}$  and  $-S(O)_2R^{23}$ ; and  $Q^{32}$  and  $Q^{33}$  are independently hydrogen, fluoro, chloro, or  $-CF_3$ .

**[0079]** In one embodiment of the methods provided herein, in compounds of Formula IIc,  $M_6$  is  $-NR^{39}CH_2-$ ,  $-NR^{39}CH(R^{40})-$  or  $-NR^{39}C(O)-$ , preferably  $-NHCH_2-$ ;  $A_4$  is  $-CH_2-$  or  $-C(O)-$ , preferably  $-CH_2-$ ;  $Q^{21}$  is aryl or heteroaryl, wherein aryl or heteroaryl are optionally substituted with one or more substituents selected from the group consisting of halogen, lower alkyl, fluoro substituted lower alkyl,  $-NHR^{41}$ ,  $-NR^{41}R^{41}$ ,  $-OR^{41}$  and  $-S(O)_2R^{41}$ ;  $Q^{25}$  is hydrogen, fluoro, chloro, lower alkyl, fluoro substituted lower alkyl, lower alkoxy, fluoro substituted lower alkoxy, cycloalkyl, heterocycloalkyl, aryl or heteroaryl, wherein cycloalkyl, heterocycloalkyl, aryl or heteroaryl are optionally substituted with one or more substituents selected from the group consisting of halogen, lower alkyl, fluoro substituted lower alkyl,  $-NHR^{41}$ ,  $-NR^{41}R^{41}$ ,  $-OR^{41}$  and  $-S(O)_2R^{41}$ ;  $Q^{32}$  and  $Q^{33}$

}

are independently hydrogen, fluoro, chloro, lower alkyl, or fluoro substituted lower alkyl, preferably  $Q^{32}$  and  $Q^{33}$  are independently hydrogen fluoro, chloro, or  $-CF_3$ , wherein  $R^{41}$  is as defined for Formula Ig.

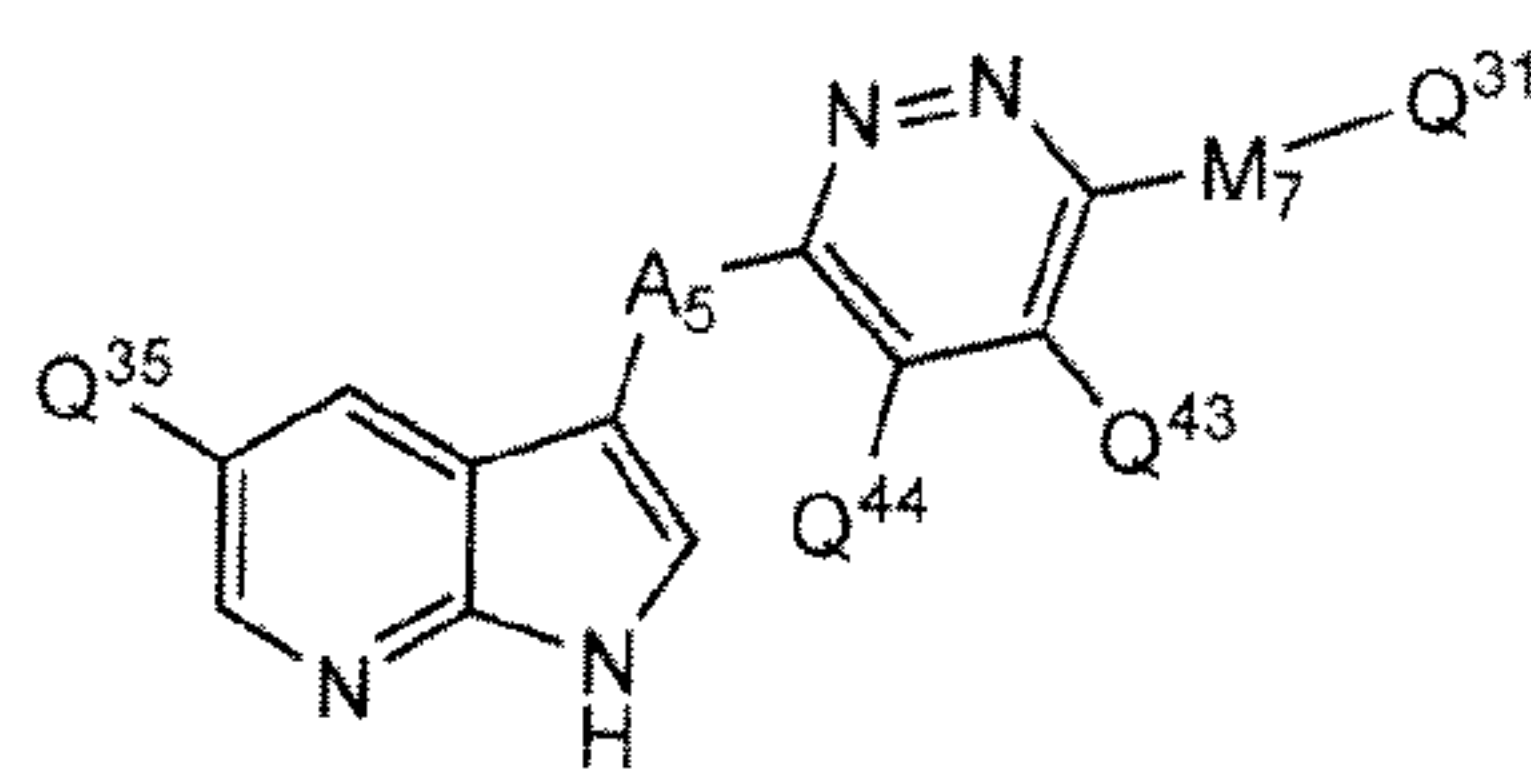
**[0080]** In one embodiment of the methods provided herein, in compounds of Formula IIc,  $A_4$  is  $-CH_2-$  or  $-C(O)-$ , preferably  $-CH_2-$ ;  $Q^{21}$  is aryl or heteroaryl, wherein aryl or heteroaryl are optionally substituted with one or more substituents selected from the group consisting of  $-OR^{41}$ ,  $-SR^{41}$ ,  $-S(O)R^{41}$ ,  $-S(O)_2R^{41}$ ,  $-NHR^{41}$ ,  $-NR^{41}R^{41}$ ,  $-NR^{39}C(O)R^{41}$ ,  $-NR^{39}S(O)_2R^{41}$ , halogen, lower alkyl, cycloalkyl, heterocycloalkyl, aryl and heteroaryl, wherein lower alkyl is optionally substituted with one or more substituents selected from the group consisting of fluoro, lower alkoxy, fluoro substituted lower alkoxy, lower alkylthio, fluoro substituted lower alkylthio, mono-alkylamino, di-alkylamino, cycloalkyl, heterocycloalkyl, aryl, and heteroaryl, wherein cycloalkyl, heterocycloalkyl, aryl, and heteroaryl as a substituent of  $Q^{21}$ , or as a substituent of lower alkyl are optionally substituted with one or more substituents selected from the group consisting of  $-OH$ ,  $-NH_2$ ,  $-CN$ ,  $-NO_2$ ,  $-S(O)_2NH_2$ ,  $-C(O)NH_2$ ,  $-OR^{42}$ ,  $-SR^{42}$ ,  $-NHR^{42}$ ,  $-NR^{42}R^{42}$ ,  $-NR^{39}C(O)R^{42}$ ,  $-NR^{39}S(O)_2R^{42}$ ,  $-S(O)_2R^{42}$ , halogen, lower alkyl, fluoro substituted lower alkyl, and cycloalkylamino;  $Q^{25}$  is hydrogen,  $-CN$ ,  $-OR^{41}$ ,  $-SR^{41}$ ,  $-S(O)R^{41}$ ,  $-S(O)_2R^{41}$ ,  $-NHR^{41}$ ,  $-NR^{41}R^{41}$ ,  $-NR^{39}C(O)R^{41}$ ,  $-NR^{39}S(O)_2R^{41}$ , fluoro, chloro, lower alkyl, fluoro substituted lower alkyl, aryl or heteroaryl, wherein aryl or heteroaryl are optionally substituted with one or more substituents selected from the group consisting of halogen, lower alkyl, fluoro substituted lower alkyl,  $-NHR^{41}$ ,  $-NR^{41}R^{41}$ , and  $-OR^{41}$ ;  $M_6$  is a bond,  $-NR^{39}-$ ,  $-S-$ ,  $-O-$ ,  $-NR^{39}CH_2-$ ,  $-NR^{39}CH_2CH_2-$ ,  $-NR^{39}CH(R^{40})-$ ,  $-SCH_2-$ ,  $-OCH_2-$ ,  $-C(O)NR^{39}-$ ,  $-S(O)_2NR^{39}-$ ,  $-CH_2NR^{39}-$ ,  $-CH(R^{40})NR^{39}-$ ,  $-NR^{39}C(O)-$ , or  $-NR^{39}S(O)_2-$ ; and  $Q^{32}$  and  $Q^{33}$  are independently hydrogen, halogen, lower alkyl, fluoro substituted lower alkyl,  $-NR^{44}R^{44}$ ,  $-OR^{44}$ , or  $-SR^{44}$ , provided, however, that at least one of  $Q^{32}$  and  $Q^{33}$  is hydrogen, fluoro, chloro, lower alkyl or fluoro substituted lower alkyl, wherein  $R^{39}$ ,  $R^{40}$ ,  $R^{41}$ ,  $R^{42}$  and  $R^{44}$  are as defined for Formula II.

**[0081]** In one embodiment of the methods provided herein, in compounds of Formula IIc,  $A_4$  is  $-CH_2-$ ;  $Q^{21}$  is aryl or heteroaryl, wherein aryl or heteroaryl are optionally substituted with one or more substituents selected from the group consisting of fluoro, chloro, lower alkyl, fluoro substituted lower alkyl, lower alkoxy, and fluoro substituted lower alkoxy;  $Q^{25}$  is hydrogen,  $-CN$ , fluoro, chloro, lower alkyl, fluoro substituted lower alkyl, lower alkoxy, or fluoro substituted lower alkoxy;  $M_6$  is  $-NR^{39}CH_2-$ ,  $-NR^{39}CH_2CH_2-$ , or  $-NR^{39}CH(R^{40})-$ ; and  $Q^{32}$  and  $Q^{33}$  are independently hydrogen, halogen, lower alkyl, fluoro substituted lower alkyl, lower alkoxy, or fluoro substituted lower alkoxy, provided, however, that at least one of  $Q^{32}$  and  $Q^{33}$  is hydrogen, fluoro, chloro, lower alkyl or fluoro substituted lower alkyl.

3

[0082] In one embodiment, further to any of the embodiments of the methods provided herein, which includes Formula IIc above, each occurrence of  $R^{41}$  is  $R^{42}$  as defined for Formula Ig.

[0083] In one embodiment of the methods provided herein, a compound of Formula II has a structure according to the following sub-generic structure, Formula IId,



Formula IId,

all salts, prodrugs, tautomers, and isomers thereof,

wherein:

$A_5$  is selected from the group consisting of  $-CR^{19}R^{20}-$ ,  $-C(O)-$ ,  $-C(S)-$ ,  $-S-$ ,  $-S(O)-$ ,  $-S(O)_2-$ ,  $-NR^{21}-$ , and  $-O-$ ;

$Q^{35}$  is selected from the group consisting of hydrogen, halogen, optionally substituted lower alkyl, optionally substituted cycloalkyl, optionally substituted heterocycloalkyl, optionally substituted aryl, optionally substituted heteroaryl,  $-OH$ ,  $-NH_2$ ,  $-NO_2$ ,  $-CN$ ,  $-NHC(O)NH_2$ ,  $-NHC(S)NH_2$ ,  $-NHS(O)_2NH_2$ ,  $-C(O)NH_2$ ,  $-C(S)NH_2$ ,  $-S(O)_2NH_2$ ,  $-NR^{24}R^{25}$ ,  $-NHR^{23}$ ,  $-OR^{23}$ ,  $-SR^{23}$ ,  $-C(O)R^{23}$ ,  $-C(S)R^{23}$ ,  $-S(O)R^{23}$ ,  $-S(O)_2R^{23}$ ,  $-C(O)NHR^{23}$ ,  $-C(O)NR^{23}R^{23}$ ,  $-C(S)NHR^{23}$ ,  $-C(S)NR^{23}R^{23}$ ,  $-S(O)_2NHR^{23}$ ,  $-S(O)_2NR^{23}R^{23}$ ,  $-NHC(O)R^{23}$ ,  $-NR^{23}C(O)R^{23}$ ,  $-NHC(S)R^{23}$ ,  $-NR^{23}C(S)R^{23}$ ,  $-NHS(O)_2R^{23}$ ,  $-NR^{23}S(O)_2R^{23}$ ,  $-NHC(O)NHR^{23}$ ,  $-NR^{23}C(O)NH_2$ ,  $-NR^{23}C(O)NHR^{23}$ ,  $-NHC(O)NR^{23}R^{23}$ ,  $-NR^{23}C(O)NR^{23}R^{23}$ ,  $-NHC(S)NHR^{23}$ ,  $-NR^{23}C(S)NH_2$ ,  $-NR^{23}C(S)NHR^{23}$ ,  $-NHC(S)NR^{23}R^{23}$ ,  $-NR^{23}C(S)NR^{23}R^{23}$ ,  $-NHS(O)_2NHR^{23}$ ,  $-NR^{23}S(O)_2NH_2$ ,  $-NR^{23}S(O)_2NHR^{23}$ ,  $-NHS(O)_2NR^{23}R^{23}$ , and  $-NR^{23}S(O)_2NR^{23}R^{23}$ ;

$M_7$ ,  $Q^{31}$ ,  $Q^{43}$  and  $Q^{44}$  are as defined for Formula II; and

$R^{19}$ ,  $R^{20}$ ,  $R^{21}$ ,  $R^{23}$ ,  $R^{24}$ , and  $R^{25}$  are as defined for Formula Ib.

[0084] In one embodiment of the methods provided herein, in compounds of Formula IId,  $M_7$  is  $-(CR^{19}R^{20})_t-NR^{26}-(CR^{19}R^{20})_s-$  or  $-(CR^{19}R^{20})_t-NR^{26}C(O)-(CR^{19}R^{20})_s-$ , preferably  $-NR^{26}-(CR^{19}R^{20})_s-$  or  $-NR^{26}C(O)-(CR^{19}R^{20})_s-$ , more preferably  $-NR^{39}CH_2-$ ,  $-NR^{39}CH(R^{40})-$  or  $-NR^{39}C(O)-$ , wherein  $R^{39}$  is hydrogen or lower alkyl and  $R^{40}$  is lower alkyl or fluoro substituted lower alkyl. In one embodiment,  $A_5$  is  $-CR^{19}R^{20}-$  or  $-C(O)-$ , preferably  $-CH_2-$  or  $-C(O)-$ . In one embodiment,  $Q^{31}$  is aryl or heteroaryl, wherein aryl or heteroaryl are optionally substituted with one or more substituents selected from the group consisting of halogen, lower alkyl, fluoro substituted lower alkyl,  $-NHR^{23}$ ,  $-NR^{23}R^{23}$ ,  $-OR^{23}$  and  $-S(O)_2R^{23}$  and  $Q^{35}$  is hydrogen,  $-OR^{23}$ ,  $-CN$ , fluoro, chloro, lower alkyl, fluoro substituted lower alkyl, cycloalkyl, heterocycloalkyl, aryl or heteroaryl,



wherein cycloalkyl, heterocycloalkyl, aryl or heteroaryl are optionally substituted with one or more substituents selected from the group consisting of halogen, lower alkyl, fluoro substituted lower alkyl,  $-\text{NHR}^{23}$ ,  $-\text{NR}^{23}\text{R}^{23}$ ,  $-\text{OR}^{23}$  and  $-\text{S}(\text{O})_2\text{R}^{23}$ . Further to any of the above embodiments,  $\text{Q}^{43}$  and  $\text{Q}^{44}$  are independently hydrogen, fluoro, chloro, or  $-\text{CF}_3$ .

**[0085]** In one embodiment of the methods provided herein, in compounds of Formula IId,  $\text{M}_7$  is  $-(\text{CR}^{19}\text{R}^{20})_t-\text{NR}^{26}-(\text{CR}^{19}\text{R}^{20})_s-$  or  $-(\text{CR}^{19}\text{R}^{20})_t-\text{NR}^{26}\text{C}(\text{O})-(\text{CR}^{19}\text{R}^{20})_s-$ , preferably  $-\text{NR}^{26}-(\text{CR}^{19}\text{R}^{20})_s-$  or  $-\text{NR}^{26}\text{C}(\text{O})-(\text{CR}^{19}\text{R}^{20})_s-$ , more preferably  $-\text{NR}^{39}\text{CH}_2-$ ,  $-\text{NR}^{39}\text{CH}(\text{R}^{40})-$  or  $-\text{NR}^{39}\text{C}(\text{O})-$ , and  $\text{A}_5$  is  $-\text{CR}^{19}\text{R}^{20}-$  or  $-\text{C}(\text{O})-$ , preferably  $-\text{CH}_2-$  or  $-\text{C}(\text{O})-$ . In one embodiment,  $\text{M}_7$  is  $-(\text{CR}^{19}\text{R}^{20})_t-\text{NR}^{26}-(\text{CR}^{19}\text{R}^{20})_s-$  or  $-(\text{CR}^{19}\text{R}^{20})_t-\text{NR}^{26}\text{C}(\text{O})-(\text{CR}^{19}\text{R}^{20})_s-$ , preferably  $-\text{NR}^{26}-(\text{CR}^{19}\text{R}^{20})_s-$  or  $-\text{NR}^{26}\text{C}(\text{O})-(\text{CR}^{19}\text{R}^{20})_s-$ , more preferably  $-\text{NR}^{39}\text{CH}_2-$ ,  $-\text{NR}^{39}\text{CH}(\text{R}^{40})-$  or  $-\text{NR}^{39}\text{C}(\text{O})-$ ;  $\text{A}_5$  is  $-\text{CR}^{19}\text{R}^{20}-$  or  $-\text{C}(\text{O})-$ , preferably  $-\text{CH}_2-$  or  $-\text{C}(\text{O})-$ ;  $\text{Q}^{31}$  is aryl or heteroaryl, wherein aryl or heteroaryl are optionally substituted with one or more substituents selected from the group consisting of halogen, lower alkyl, fluoro substituted lower alkyl,  $-\text{NHR}^{23}$ ,  $-\text{NR}^{23}\text{R}^{23}$ ,  $-\text{OR}^{23}$  and  $-\text{S}(\text{O})_2\text{R}^{23}$ ; and  $\text{Q}^{35}$  is hydrogen,  $-\text{OR}^{23}$ ,  $-\text{CN}$ , fluoro, chloro, lower alkyl, fluoro substituted lower alkyl, cycloalkyl, heterocycloalkyl, aryl or heteroaryl, wherein cycloalkyl, heterocycloalkyl, aryl or heteroaryl are optionally substituted with one or more substituents selected from the group consisting of halogen, lower alkyl, fluoro substituted lower alkyl,  $-\text{NHR}^{23}$ ,  $-\text{NR}^{23}\text{R}^{23}$ ,  $-\text{OR}^{23}$  and  $-\text{S}(\text{O})_2\text{R}^{23}$ . In one embodiment,  $\text{M}_7$  is  $-(\text{CR}^{19}\text{R}^{20})_t-\text{NR}^{26}-(\text{CR}^{19}\text{R}^{20})_s-$  or  $-(\text{CR}^{19}\text{R}^{20})_t-\text{NR}^{26}\text{C}(\text{O})-(\text{CR}^{19}\text{R}^{20})_s-$ , preferably  $-\text{NR}^{26}-(\text{CR}^{19}\text{R}^{20})_s-$  or  $-\text{NR}^{26}\text{C}(\text{O})-(\text{CR}^{19}\text{R}^{20})_s-$ , more preferably  $-\text{NR}^{39}\text{CH}_2-$ ,  $-\text{NR}^{39}\text{CH}(\text{R}^{40})-$  or  $-\text{NR}^{39}\text{C}(\text{O})-$ ;  $\text{A}_5$  is  $-\text{CR}^{19}\text{R}^{20}-$  or  $-\text{C}(\text{O})-$ , preferably  $-\text{CH}_2-$  or  $-\text{C}(\text{O})-$ ;  $\text{Q}^{31}$  is aryl or heteroaryl, wherein aryl or heteroaryl are optionally substituted with one or more substituents selected from the group consisting of halogen, lower alkyl, fluoro substituted lower alkyl,  $-\text{NHR}^{23}$ ,  $-\text{NR}^{23}\text{R}^{23}$ ,  $-\text{OR}^{23}$  and  $-\text{S}(\text{O})_2\text{R}^{23}$ ;  $\text{Q}^{35}$  is hydrogen,  $-\text{OR}^{23}$ ,  $-\text{CN}$ , fluoro, chloro, lower alkyl, fluoro substituted lower alkyl, cycloalkyl, heterocycloalkyl, aryl or heteroaryl, wherein cycloalkyl, heterocycloalkyl, aryl or heteroaryl are optionally substituted with one or more substituents selected from the group consisting of halogen, lower alkyl, fluoro substituted lower alkyl,  $-\text{NHR}^{23}$ ,  $-\text{NR}^{23}\text{R}^{23}$ ,  $-\text{OR}^{23}$  and  $-\text{S}(\text{O})_2\text{R}^{23}$ ; and  $\text{Q}^{43}$  and  $\text{Q}^{44}$  are independently hydrogen, fluoro, chloro, or  $-\text{CF}_3$ .

**[0086]** In one embodiment of the methods provided herein, in compounds of Formula IId,  $\text{M}_7$  is  $-\text{NR}^{39}\text{CH}_2-$ ,  $-\text{NR}^{39}\text{CH}(\text{R}^{40})-$  or  $-\text{NR}^{39}\text{C}(\text{O})-$ , preferably  $-\text{NHCH}_2-$ ;  $\text{A}_5$  is  $-\text{CH}_2-$  or  $-\text{C}(\text{O})-$ , preferably  $-\text{CH}_2-$ ;  $\text{Q}^{31}$  is aryl or heteroaryl, wherein aryl or heteroaryl are optionally substituted with one or more substituents selected from the group consisting of halogen, lower alkyl, fluoro substituted lower alkyl,  $-\text{NHR}^{41}$ ,  $-\text{NR}^{41}\text{R}^{41}$ ,  $-\text{OR}^{41}$  and  $-\text{S}(\text{O})_2\text{R}^{41}$ ;  $\text{Q}^{35}$  is hydrogen,  $-\text{CN}$ , fluoro, chloro, lower alkyl, fluoro substituted lower alkyl, lower alkoxy, fluoro substituted lower alkoxy, cycloalkyl, heterocycloalkyl, aryl or heteroaryl, wherein cycloalkyl, heterocycloalkyl, aryl or heteroaryl are

optionally substituted with one or more substituents selected from the group consisting of halogen, lower alkyl, fluoro substituted lower alkyl,  $-\text{NHR}^{41}$ ,  $-\text{NR}^{41}\text{R}^{41}$ ,  $-\text{OR}^{41}$  and  $-\text{S(O)}_2\text{R}^{41}$ ;  $\text{Q}^{43}$  and  $\text{Q}^{44}$  are independently hydrogen, fluoro, chloro, lower alkyl, or fluoro substituted lower alkyl, preferably  $\text{Q}^{43}$  and  $\text{Q}^{44}$  are independently hydrogen, fluoro, chloro, or  $-\text{CF}_3$ , wherein  $\text{R}^{41}$  is as defined for Formula Ig.

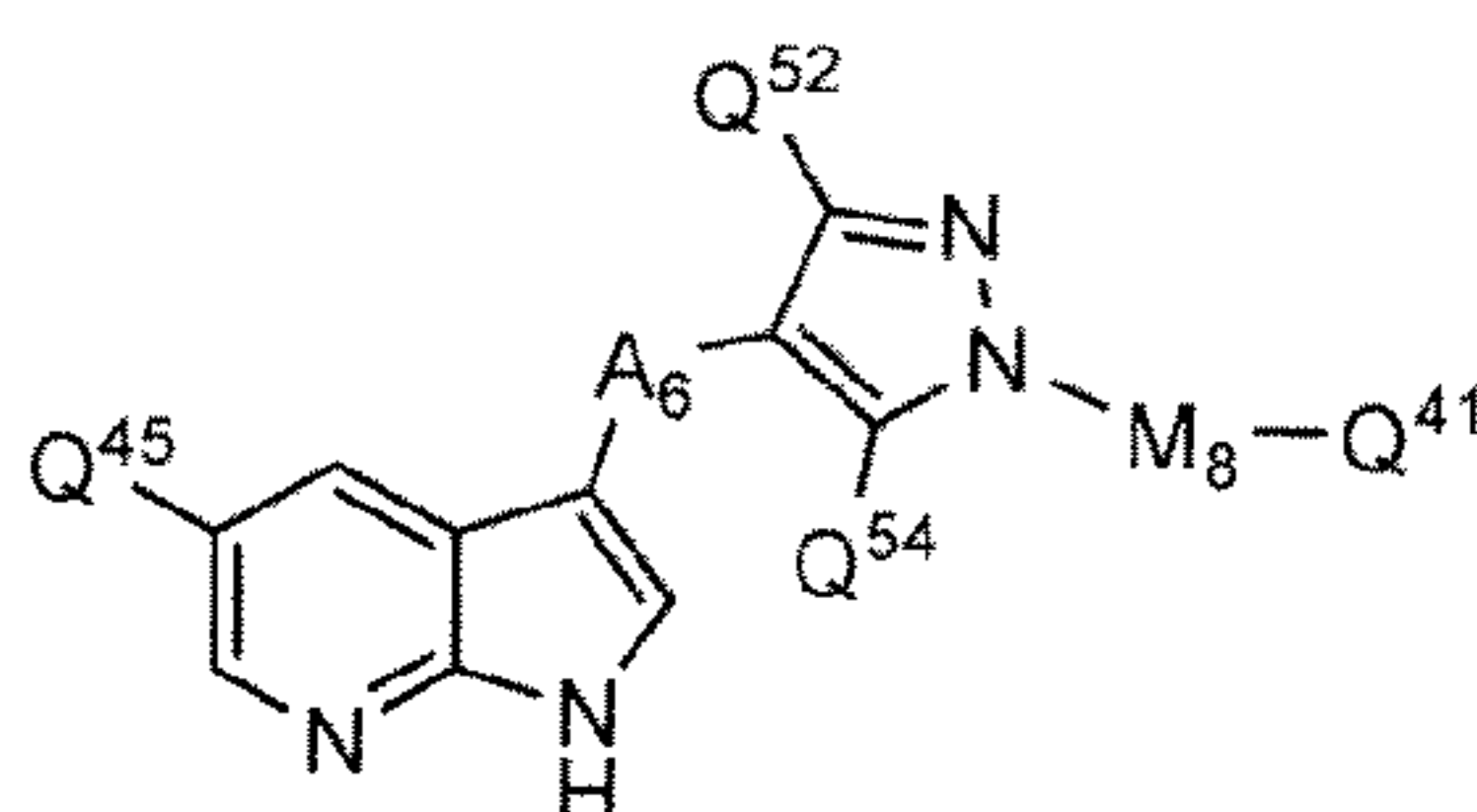
[0087] In one embodiment of the methods provided herein, in compounds of Formula IId,  $\text{A}_5$  is  $-\text{CH}_2-$  or  $-\text{C(O)}-$ , preferably  $-\text{CH}_2-$ ;  $\text{Q}^{31}$  is aryl or heteroaryl, wherein aryl or heteroaryl are optionally substituted with one or more substituents selected from the group consisting of  $-\text{OR}^{41}$ ,  $-\text{SR}^{41}$ ,  $-\text{S(O)}\text{R}^{41}$ ,  $-\text{S(O)}_2\text{R}^{41}$ ,  $-\text{NHR}^{41}$ ,  $-\text{NR}^{41}\text{R}^{41}$ ,  $-\text{NR}^{39}\text{C(O)}\text{R}^{41}$ ,  $-\text{NR}^{39}\text{S(O)}_2\text{R}^{41}$ , halogen, lower alkyl, cycloalkyl, heterocycloalkyl, aryl and heteroaryl, wherein lower alkyl is optionally substituted with one or more substituents selected from the group consisting of fluoro, lower alkoxy, fluoro substituted lower alkoxy, lower alkylthio, fluoro substituted lower alkylthio, monoalkylamino, di-alkylamino, cycloalkyl, heterocycloalkyl, aryl, and heteroaryl, wherein cycloalkyl, heterocycloalkyl, aryl, and heteroaryl as a substituent of  $\text{Q}^{31}$ , or as a substituent of lower alkyl are optionally substituted with one or more substituents selected from the group consisting of  $-\text{OH}$ ,  $-\text{NH}_2$ ,  $-\text{CN}$ ,  $-\text{NO}_2$ ,  $-\text{S(O)}_2\text{NH}_2$ ,  $-\text{C(O)}\text{NH}_2$ ,  $-\text{OR}^{42}$ ,  $-\text{SR}^{42}$ ,  $-\text{NHR}^{42}$ ,  $-\text{NR}^{42}\text{R}^{42}$ ,  $-\text{NR}^{39}\text{C(O)}\text{R}^{42}$ ,  $-\text{NR}^{39}\text{S(O)}_2\text{R}^{42}$ ,  $-\text{S(O)}_2\text{R}^{42}$ , halogen, lower alkyl, fluoro substituted lower alkyl, and cycloalkylamino;  $\text{Q}^{35}$  is hydrogen,  $-\text{CN}$ ,  $-\text{OR}^{41}$ ,  $-\text{SR}^{41}$ ,  $-\text{S(O)}\text{R}^{41}$ ,  $-\text{S(O)}_2\text{R}^{41}$ ,  $-\text{NHR}^{41}$ ,  $-\text{NR}^{41}\text{R}^{41}$ ,  $-\text{NR}^{39}\text{C(O)}\text{R}^{41}$ ,  $-\text{NR}^{39}\text{S(O)}_2\text{R}^{41}$ , fluoro, chloro, lower alkyl, fluoro substituted lower alkyl, aryl or heteroaryl, wherein aryl or heteroaryl are optionally substituted with one or more substituents selected from the group consisting of halogen, lower alkyl, fluoro substituted lower alkyl,  $-\text{NHR}^{41}$ ,  $-\text{NR}^{41}\text{R}^{41}$ , and  $-\text{OR}^{41}$ ;  $\text{M}_7$  is a bond,  $-\text{NR}^{39}-$ ,  $-\text{S}-$ ,  $-\text{O}-$ ,  $-\text{NR}^{39}\text{CH}_2-$ ,  $-\text{NR}^{39}\text{CH}_2\text{CH}_2-$ ,  $-\text{NR}^{39}\text{CH}(\text{R}^{40})-$ ,  $-\text{SCH}_2-$ ,  $-\text{OCH}_2-$ ,  $-\text{C(O)}\text{NR}^{39}-$ ,  $-\text{S(O)}_2\text{NR}^{39}-$ ,  $-\text{CH}_2\text{NR}^{39}-$ ,  $-\text{CH}(\text{R}^{40})\text{NR}^{39}-$ ,  $-\text{NR}^{39}\text{C(O)}-$ , or  $-\text{NR}^{39}\text{S(O)}_2-$ ; and  $\text{Q}^{43}$  and  $\text{Q}^{44}$  are independently hydrogen, halogen, lower alkyl, fluoro substituted lower alkyl,  $-\text{NR}^{44}\text{R}^{44}$ ,  $-\text{OR}^{44}$ , or  $-\text{SR}^{44}$ , provided, however, that at least one of  $\text{Q}^{43}$  and  $\text{Q}^{44}$  is hydrogen, fluoro, chloro, lower alkyl or fluoro substituted lower alkyl, wherein  $\text{R}^{39}$ ,  $\text{R}^{40}$ ,  $\text{R}^{41}$ ,  $\text{R}^{42}$  and  $\text{R}^{44}$  are as defined for Formula II.

[0088] In one embodiment of the methods provided herein, in compounds of Formula IId,  $\text{A}_5$  is  $-\text{CH}_2-$ ;  $\text{Q}^{31}$  is aryl or heteroaryl, wherein aryl or heteroaryl are optionally substituted with one or more substituents selected from the group consisting of fluoro, chloro, lower alkyl, fluoro substituted lower alkyl, lower alkoxy, and fluoro substituted lower alkoxy;  $\text{Q}^{35}$  is hydrogen,  $-\text{CN}$ , fluoro, chloro, lower alkyl, fluoro substituted lower alkyl, lower alkoxy, or fluoro substituted lower alkoxy;  $\text{M}_7$  is  $-\text{NR}^{39}\text{CH}_2-$ ,  $-\text{NR}^{39}\text{CH}_2\text{CH}_2-$ , or  $-\text{NR}^{39}\text{CH}(\text{R}^{40})-$ ; and  $\text{Q}^{43}$  and  $\text{Q}^{44}$  are independently hydrogen, halogen, lower alkyl, fluoro substituted lower alkyl, lower alkoxy, or fluoro substituted

lower alkoxy, provided, however, that at least one of Q<sup>43</sup> and Q<sup>44</sup> is hydrogen, fluoro, chloro, lower alkyl or fluoro substituted lower alkyl.

[0089] In one embodiment, further to any of the embodiments of the methods provided herein, which includes Formula IId above, each occurrence of R<sup>41</sup> is R<sup>42</sup> as defined for Formula Ig.

[0090] In one embodiment of the methods provided herein, a compound of Formula II has a structure according to the following sub-generic structure, Formula IIe;



Formula IIe,

all salts, prodrugs, tautomers, and isomers thereof,

wherein:

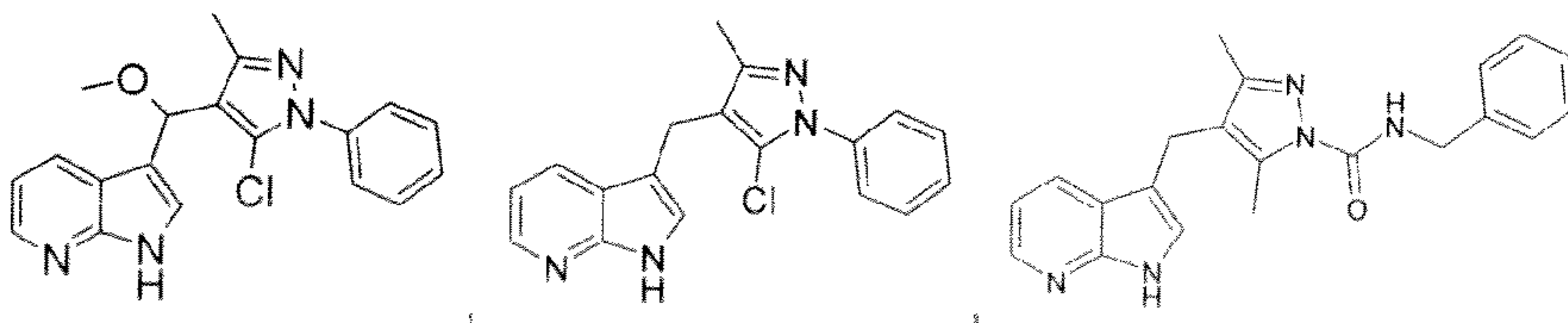
A<sub>6</sub> is selected from the group consisting of -CR<sup>19</sup>R<sup>20</sup>-, -C(O)-, -C(S)-, -S-, -S(O)-, -S(O)<sub>2</sub>-, -NR<sup>21</sup>-, and -O-;

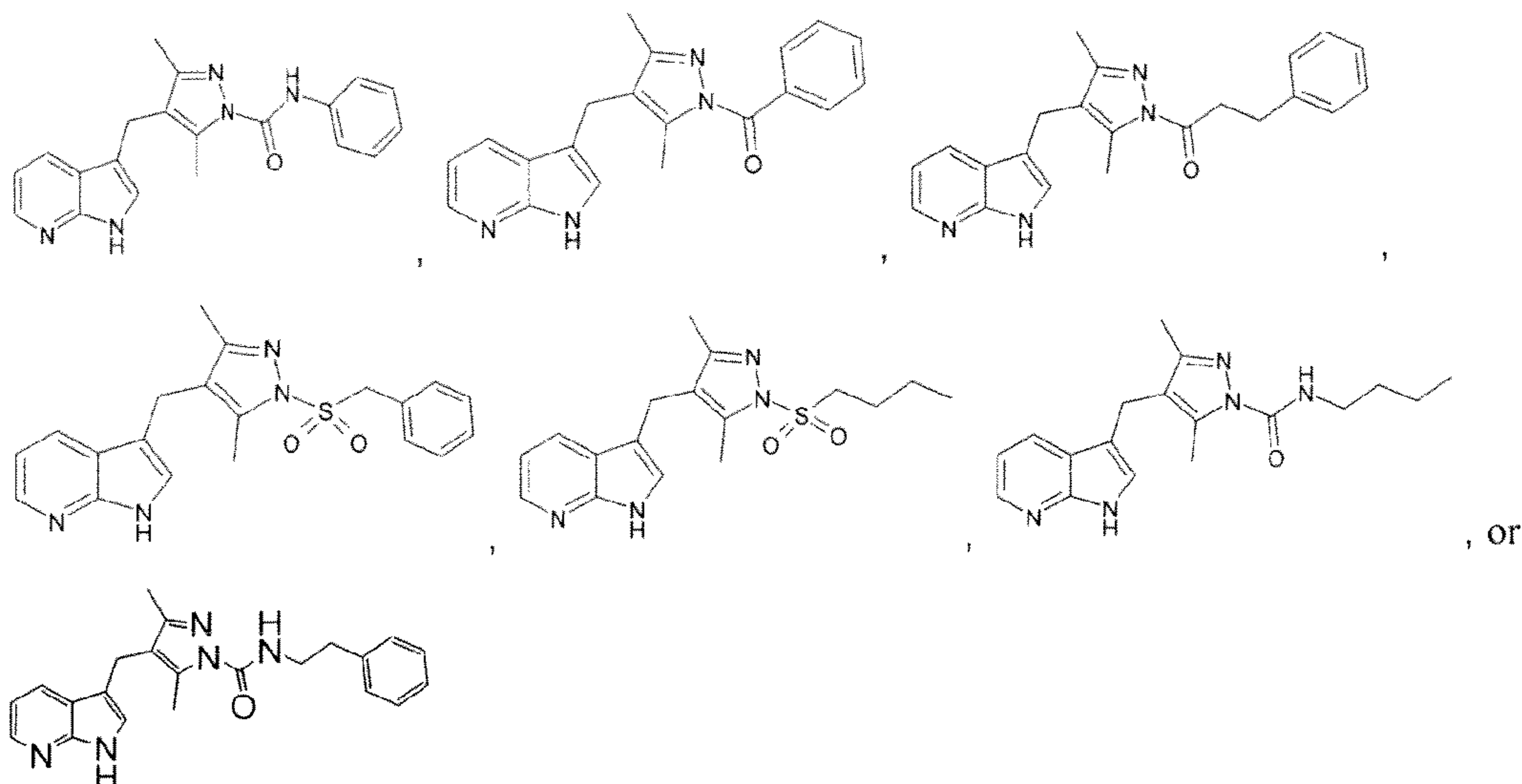
Q<sup>45</sup> is selected from the group consisting of hydrogen, halogen, optionally substituted lower alkyl, optionally substituted cycloalkyl, optionally substituted heterocycloalkyl, optionally substituted aryl, optionally substituted heteroaryl, -OH, -NH<sub>2</sub>, -NO<sub>2</sub>, -CN, -NHC(O)NH<sub>2</sub>, -NHC(S)NH<sub>2</sub>, -NHS(O)<sub>2</sub>NH<sub>2</sub>, -C(O)NH<sub>2</sub>, -C(S)NH<sub>2</sub>, -S(O)<sub>2</sub>NH<sub>2</sub>, -NR<sup>24</sup>R<sup>25</sup>, -NHR<sup>23</sup>, -OR<sup>23</sup>, -SR<sup>23</sup>, -C(O)R<sup>23</sup>, -C(S)R<sup>23</sup>, -S(O)R<sup>23</sup>, -S(O)<sub>2</sub>R<sup>23</sup>, -C(O)NHR<sup>23</sup>, -C(O)NR<sup>23</sup>R<sup>23</sup>, -C(S)NHR<sup>23</sup>, -C(S)NR<sup>23</sup>R<sup>23</sup>, -S(O)<sub>2</sub>NHR<sup>23</sup>, -S(O)<sub>2</sub>NR<sup>23</sup>R<sup>23</sup>, -NHC(O)R<sup>23</sup>, -NR<sup>23</sup>C(O)R<sup>23</sup>, -NHC(S)R<sup>23</sup>, -NR<sup>23</sup>C(S)R<sup>23</sup>, -NHS(O)<sub>2</sub>R<sup>23</sup>, -NR<sup>23</sup>S(O)<sub>2</sub>R<sup>23</sup>, -NIIC(O)NHR<sup>23</sup>, -NR<sup>23</sup>C(O)NH<sub>2</sub>, -NR<sup>23</sup>C(O)NHR<sup>23</sup>, -NHC(O)NR<sup>23</sup>R<sup>23</sup>, -NR<sup>23</sup>C(O)NR<sup>23</sup>R<sup>23</sup>, -NHC(S)NHR<sup>23</sup>, -NR<sup>23</sup>C(S)NH<sub>2</sub>, -NR<sup>23</sup>C(S)NHR<sup>23</sup>, -NHC(S)NR<sup>23</sup>R<sup>23</sup>, -NR<sup>23</sup>C(S)NR<sup>23</sup>R<sup>23</sup>, -NIIS(O)<sub>2</sub>NIIR<sup>23</sup>, -NR<sup>23</sup>S(O)<sub>2</sub>NH<sub>2</sub>, -NR<sup>23</sup>S(O)<sub>2</sub>NHR<sup>23</sup>, -NHS(O)<sub>2</sub>NR<sup>23</sup>R<sup>23</sup>, and -NR<sup>23</sup>S(O)<sub>2</sub>NR<sup>23</sup>R<sup>23</sup>;

M<sub>8</sub>, Q<sup>41</sup>, Q<sup>52</sup> and Q<sup>54</sup> are as defined in Formula II; and

R<sup>19</sup>, R<sup>20</sup>, R<sup>21</sup>, R<sup>23</sup>, R<sup>24</sup>, and R<sup>25</sup> are as defined for Formula Ib.

[0091] In certain embodiments of the methods provided herein, the compound is not





[0092] In one embodiment of the methods provided herein, in compounds of Formula IIe,  $M_8$  is  $-(CR^{19}R^{20})_t-C(O)NR^{26}-(CR^{19}R^{20})_s-$ , preferably  $-C(O)NR^{26}-(CR^{19}R^{20})_s-$ , more preferably  $-C(O)NR^{39}-CR^{80}R^{80}-$  or  $-C(O)NR^{39}-(CR^{80}R^{80})_2-$ , wherein  $R^{39}$  is hydrogen or lower alkyl and  $R^{80}$  is hydrogen, lower alkyl or fluoro substituted lower alkyl, preferably hydrogen. In one embodiment,  $A_6$  is  $-CR^{19}R^{20}-$  or  $-C(O)-$ , preferably  $-CH_2-$  or  $-C(O)-$ . In one embodiment,  $Q^{41}$  is aryl or heteroaryl, wherein aryl or heteroaryl are optionally substituted with one or more substituents selected from the group consisting of halogen, lower alkyl, fluoro substituted lower alkyl,  $-NHR^{23}$ ,  $-NR^{23}R^{23}$ ,  $-OR^{23}$  and  $-S(O)_2R^{23}$  and  $Q^{45}$  is hydrogen,  $-OR^{23}$ ,  $-CN$ , fluoro, chloro, lower alkyl, fluoro substituted lower alkyl, cycloalkyl, heterocycloalkyl, aryl or heteroaryl, wherein cycloalkyl, heterocycloalkyl, aryl or heteroaryl are optionally substituted with one or more substituents selected from the group consisting of halogen, lower alkyl, fluoro substituted lower alkyl,  $-NHR^{23}$ ,  $-NR^{23}R^{23}$ ,  $-OR^{23}$  and  $-S(O)_2R^{23}$ . Further to any of the above embodiments,  $Q^{52}$  and  $Q^{54}$  are independently hydrogen, fluoro, chloro, methyl, or  $-CF_3$ .

[0093] In one embodiment of the methods provided herein, in compounds of Formula IIe,  $M_8$  is  $-(CR^{19}R^{20})_t-C(O)NR^{26}-(CR^{19}R^{20})_s-$ , preferably  $-C(O)NR^{26}-(CR^{19}R^{20})_s-$ , more preferably  $-C(O)NR^{39}-CR^{80}R^{80}-$  or  $-C(O)NR^{39}-(CR^{80}R^{80})_2-$ , and  $A_6$  is  $-CR^{19}R^{20}-$  or  $-C(O)-$ , preferably  $-CH_2-$  or  $-C(O)-$ . In one embodiment,  $M_8$  is  $-(CR^{19}R^{20})_t-C(O)NR^{26}-(CR^{19}R^{20})_s-$ , preferably  $-C(O)NR^{26}-(CR^{19}R^{20})_s-$ , more preferably  $-C(O)NR^{39}-CR^{80}R^{80}-$  or  $-C(O)NR^{39}-(CR^{80}R^{80})_2-$ ;  $A_6$  is  $-CR^{19}R^{20}-$  or  $-C(O)-$ , preferably  $-CH_2-$  or  $-C(O)-$ ;  $Q^{41}$  is aryl or heteroaryl, wherein aryl or heteroaryl are optionally substituted with one or more substituents selected from the group consisting of halogen, lower alkyl, fluoro substituted lower alkyl,  $-NHR^{23}$ ,  $-NR^{23}R^{23}$ ,  $-OR^{23}$  and  $-S(O)_2R^{23}$ ; and  $Q^{45}$  is hydrogen,  $-OR^{23}$ ,  $-CN$ , fluoro, chloro, lower alkyl, fluoro substituted lower alkyl, cycloalkyl, heterocycloalkyl, aryl or heteroaryl, wherein cycloalkyl, heterocycloalkyl, aryl or

heteroaryl are optionally substituted with one or more substituents selected from the group consisting of halogen, lower alkyl, fluoro substituted lower alkyl,  $-NHR^{23}$ ,  $-NR^{23}R^{23}$ ,  $-OR^{23}$  and  $-S(O)_2R^{23}$ . In one embodiment,  $M_8$  is  $-(CR^{19}R^{20})_t-C(O)NR^{26}-(CR^{19}R^{20})_s-$ , preferably  $-C(O)NR^{26}-(CR^{19}R^{20})_s-$ , more preferably  $-C(O)NR^{39}-CR^{80}R^{80}-$  or  $-C(O)NR^{39}-(CR^{80}R^{80})_2-$ ;  $A_6$  is  $-CR^{19}R^{20}-$  or  $-C(O)-$ , preferably  $-CH_2-$  or  $-C(O)-$ ;  $Q^{41}$  is aryl or heteroaryl, wherein aryl or heteroaryl are optionally substituted with one or more substituents selected from the group consisting of halogen, lower alkyl, fluoro substituted lower alkyl,  $-NHR^{23}$ ,  $-NR^{23}R^{23}$ ,  $-OR^{23}$  and  $-S(O)_2R^{23}$ ;  $Q^{45}$  is hydrogen,  $-OR^{23}$ ,  $-CN$ , fluoro, chloro, lower alkyl, fluoro substituted lower alkyl, cycloalkyl, heterocycloalkyl, aryl or heteroaryl, wherein cycloalkyl, heterocycloalkyl, aryl or heteroaryl are optionally substituted with one or more substituents selected from the group consisting of halogen, lower alkyl, fluoro substituted lower alkyl,  $-NHR^{23}$ ,  $-NR^{23}R^{23}$ ,  $-OR^{23}$  and  $-S(O)_2R^{23}$ ; and  $Q^{52}$  and  $Q^{54}$  are independently hydrogen, fluoro, chloro, methyl, or  $-CF_3$ .

**[0094]** In one embodiment of the methods provided herein, in compounds of Formula IIe,  $M_8$  is  $-C(O)NR^{39}-CH_2-$ ,  $-C(O)NR^{39}CH(CH_3)-$ , or  $-C(O)NR^{39}-(CH_2)_2-$ ;  $A_6$  is  $-CH_2-$  or  $-C(O)-$ , preferably  $-CH_2-$ ;  $Q^{41}$  is aryl or heteroaryl, wherein aryl or heteroaryl are optionally substituted with one or more substituents selected from the group consisting of halogen, lower alkyl, fluoro substituted lower alkyl,  $-NHR^{41}$ ,  $-NR^{41}R^{41}$ ,  $-OR^{41}$  and  $-S(O)_2R^{41}$ ;  $Q^{45}$  is hydrogen,  $-CN$ , fluoro, chloro, lower alkyl, fluoro substituted lower alkyl, lower alkoxy, fluoro substituted lower alkoxy, cycloalkyl, heterocycloalkyl, aryl or heteroaryl, wherein cycloalkyl, heterocycloalkyl, aryl or heteroaryl are optionally substituted with one or more substituents selected from the group consisting of halogen, lower alkyl, fluoro substituted lower alkyl,  $-NHR^{41}$ ,  $-NR^{41}R^{41}$ ,  $-OR^{41}$  and  $-S(O)_2R^{41}$ ; and  $Q^{52}$  and  $Q^{54}$  are independently hydrogen, fluoro, chloro, lower alkyl, or fluoro substituted lower alkyl, preferably  $Q^{52}$  and  $Q^{54}$  are independently fluoro, chloro, methyl, or  $-CF_3$ , wherein  $R^{41}$  is as defined in Formula Ig.

**[0095]** In one embodiment of the methods provided herein, in compounds of Formula IIe,  $A_6$  is  $-CH_2-$  or  $-C(O)-$ , preferably  $-CH_2-$ ;  $Q^{41}$  is aryl or heteroaryl, wherein aryl or heteroaryl are optionally substituted with one or more substituents selected from the group consisting of  $-OR^{41}$ ,  $-SR^{41}$ ,  $-S(O)R^{41}$ ,  $-S(O)_2R^{41}$ ,  $-NHR^{41}$ ,  $-NR^{41}R^{41}$ ,  $-NR^{39}C(O)R^{41}$ ,  $-NR^{39}S(O)_2R^{41}$ , halogen, lower alkyl, cycloalkyl, heterocycloalkyl, aryl and heteroaryl, wherein lower alkyl is optionally substituted with one or more substituents selected from the group consisting of fluoro, lower alkoxy, fluoro substituted lower alkoxy, lower alkylthio, fluoro substituted lower alkylthio, mono-alkylamino, di-alkylamino, cycloalkyl, heterocycloalkyl, aryl, and heteroaryl, wherein cycloalkyl, heterocycloalkyl, aryl, and heteroaryl as a substituent of  $Q^{41}$ , or as a substituent of lower alkyl are optionally substituted with one or more substituents selected from the group consisting of  $-OH$ ,  $-NH_2$ ,  $-CN$ ,  $-NO_2$ ,  $-S(O)_2NH_2$ ,  $-C(O)NH_2$ ,  $-OR^{42}$ ,  $-SR^{42}$ ,  $-NHR^{42}$ ,  $-NR^{42}R^{42}$ ,  $-NR^{39}C(O)R^{42}$ ,

-NR<sup>39</sup>S(O)<sub>2</sub>R<sup>42</sup>, -S(O)<sub>2</sub>R<sup>42</sup>, halogen, lower alkyl, fluoro substituted lower alkyl, and cycloalkylamino; Q<sup>45</sup> is hydrogen, -CN, -OR<sup>41</sup>, -SR<sup>41</sup>, -S(O)R<sup>41</sup>, -S(O)<sub>2</sub>R<sup>41</sup>, -NHR<sup>41</sup>, -NR<sup>41</sup>R<sup>41</sup>, -NR<sup>39</sup>C(O)R<sup>41</sup>, -NR<sup>39</sup>S(O)<sub>2</sub>R<sup>41</sup>, fluoro, chloro, lower alkyl, fluoro substituted lower alkyl, aryl or heteroaryl, wherein aryl or heteroaryl are optionally substituted with one or more substituents selected from the group consisting of halogen, lower alkyl, fluoro substituted lower alkyl, -NHR<sup>41</sup>, -NR<sup>41</sup>R<sup>41</sup>, and -OR<sup>41</sup>; M<sub>8</sub> is -C(O)NR<sup>39</sup>CH<sub>2</sub>-, -C(O)NR<sup>39</sup>CH(R<sup>40</sup>)-, or -C(O)NR<sup>39</sup>CH<sub>2</sub>CH<sub>2</sub>-; and Q<sup>52</sup> and Q<sup>54</sup> are independently hydrogen, halogen, lower alkyl, fluoro substituted lower alkyl, -NR<sup>44</sup>R<sup>44</sup>, -OR<sup>44</sup>, or -SR<sup>44</sup>, provided, however, that at least one of Q<sup>52</sup> and Q<sup>54</sup> is hydrogen, fluoro, chloro, lower alkyl or fluoro substituted lower alkyl, wherein R<sup>39</sup>, R<sup>40</sup>, R<sup>41</sup>, R<sup>42</sup> and R<sup>44</sup> are as defined for Formula II.

**[0096]** In one embodiment of the methods provided herein, in compounds of Formula IIe, A<sub>6</sub> is -CH<sub>2</sub>-; Q<sup>41</sup> is aryl or heteroaryl, wherein aryl or heteroaryl are optionally substituted with one or more substituents selected from the group consisting of fluoro, chloro, lower alkyl, fluoro substituted lower alkyl, lower alkoxy, and fluoro substituted lower alkoxy; Q<sup>45</sup> is hydrogen, -CN, fluoro, chloro, lower alkyl, fluoro substituted lower alkyl, lower alkoxy, or fluoro substituted lower alkoxy; M<sub>8</sub> is -C(O)NR<sup>39</sup>CH<sub>2</sub>-, -C(O)NR<sup>39</sup>CH(R<sup>40</sup>)-, or -C(O)NR<sup>39</sup>CH<sub>2</sub>CH<sub>2</sub>-; and Q<sup>52</sup> and Q<sup>54</sup> are independently hydrogen, halogen, lower alkyl, fluoro substituted lower alkyl, lower alkoxy, or fluoro substituted lower alkoxy, provided, however, that at least one of Q<sup>52</sup> and Q<sup>54</sup> is hydrogen, fluoro, chloro, lower alkyl or fluoro substituted lower alkyl.

**[0097]** In one embodiment, further to any of the embodiments of the methods provided herein, which includes Formula IIe above, each occurrence of R<sup>41</sup> is R<sup>42</sup> as defined for Formula Ig.

**[0098]** In one embodiment of the methods provided herein, in compounds of Formula IIe, M<sub>8</sub> is -C(O)NHCH<sub>2</sub>-, -C(O)NH-CH(CH<sub>3</sub>)- or -C(O)NH-(CH<sub>2</sub>)<sub>2</sub>-; A<sub>6</sub> is -CH<sub>2</sub>- or -C(O)-, preferably -CH<sub>2</sub>-; Q<sup>41</sup> is aryl or heteroaryl, wherein aryl or heteroaryl are optionally substituted with 1 or 2 substituents selected from the group consisting of fluoro, chloro, methyl, fluoro substituted methyl, methoxy, and fluoro substituted methoxy; Q<sup>45</sup> is hydrogen, -CN, fluoro, chloro, lower alkyl, fluoro substituted lower alkyl, lower alkoxy, or fluoro substituted lower alkoxy, preferably hydrogen or chloro; and Q<sup>52</sup> and Q<sup>54</sup> are independently hydrogen, fluoro, chloro, lower alkyl, or fluoro substituted lower alkyl, preferably Q<sup>52</sup> and Q<sup>54</sup> are methyl.

**[0099]** In one embodiment of the methods provided herein, wherein the compound of Formula IIe is a compound is selected from the group consisting of:

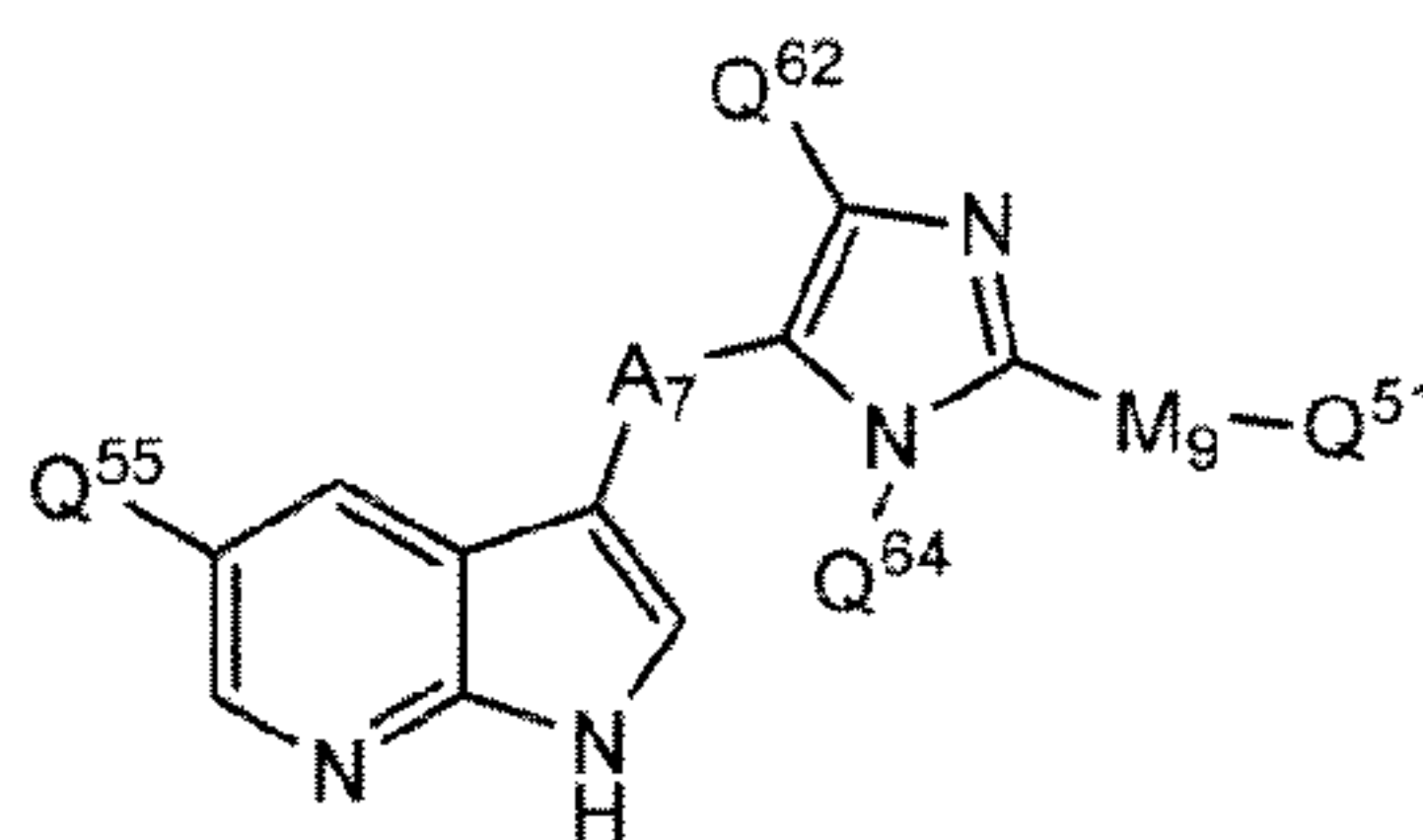
3-(1-Benzyl-3,5-dimethyl-1H-pyrazol-4-ylmethyl)-1H-pyrrolo[2,3-b]pyridine (**P-0133**),

2-[3,5-Dimethyl-4-(1H-pyrrolo[2,3-b]pyridin-3-ylmethyl)-pyrazol-1-yl]-1-phenyl-ethanone (**P-0134**),

3,5-Dimethyl-4-(1H-pyrrolo[2,3-b]pyridin-3-ylmethyl)-pyrazole-1-carboxylic acid 4-methoxybenzylamide (**P-0135**),  
3,5-Dimethyl-4-(1H-pyrrolo[2,3-b]pyridin-3-ylmethyl)-pyrazole-1-carboxylic acid 2-chlorobenzylamide (**P-0136**),  
3,5-Dimethyl-4-(1H-pyrrolo[2,3-b]pyridin-3-ylmethyl)-pyrazole-1-carboxylic acid 2-fluorobenzylamide (**P-0137**),  
3-[3,5-Dimethyl-1-(5-trifluoromethyl-furan-2-ylmethyl)-1H-pyrazol-4-ylmethyl]-1H-pyrrolo[2,3-b]pyridine (**P-0138**),  
3-[3,5-Dimethyl-1-(5-methyl-isoxazol-3-ylmethyl)-1H-pyrazol-4-ylmethyl]-1H-pyrrolo[2,3-b]pyridine (**P-0139**),  
3,5-Dimethyl-4-(1H-pyrrolo[2,3-b]pyridin-3-ylmethyl)-pyrazole-1-carboxylic acid 4-chlorobenzylamide (**P-0140**),  
3,5-Dimethyl-4-(1H-pyrrolo[2,3-b]pyridin-3-ylmethyl)-pyrazole-1-carboxylic acid [2-(4-methoxyphenyl)-ethyl]-amide (**P-0141**),  
3,5-Dimethyl-4-(1H-pyrrolo[2,3-b]pyridin-3-ylmethyl)-pyrazole-1-carboxylic acid 3-methoxybenzylamide (**P-0142**),  
3-{3,5-Dimethyl-1-[4-methyl-2-(4-trifluoromethyl-phenyl)-thiazol-5-ylmethyl]-1H-pyrazol-4-ylmethyl}-1H-pyrrolo[2,3-b]pyridine (**P-0143**),  
3-[3,5-Dimethyl-1-(4-methyl-2-phenyl-thiazol-5-ylmethyl)-1H-pyrazol-4-ylmethyl]-1H-pyrrolo[2,3-b]pyridine (**P-0144**),  
3,5-Dimethyl-4-(1H-pyrrolo[2,3-b]pyridin-3-ylmethyl)-pyrazole-1-carboxylic acid 2-methoxybenzylamide (**P-0145**),  
3,5-Dimethyl-4-(1H-pyrrolo[2,3-b]pyridin-3-ylmethyl)-pyrazole-1-carboxylic acid [2-(2,4-dichlorophenyl)-ethyl]-amide (**P-0146**),  
3,5-Dimethyl-4-(1H-pyrrolo[2,3-b]pyridin-3-ylmethyl)-pyrazole-1-carboxylic acid [2-(4-fluorophenyl)-ethyl]-amide (**P-0147**),  
3,5-Dimethyl-4-(1H-pyrrolo[2,3-b]pyridin-3-ylmethyl)-pyrazole-1-carboxylic acid [2-(2-fluorophenyl)-ethyl]-amide (**P-0148**),  
3,5-Dimethyl-4-(1H-pyrrolo[2,3-b]pyridin-3-ylmethyl)-pyrazole-1-carboxylic acid ((S)-1-phenylethyl)-amide (**P-0149**),  
3,5-Dimethyl-4-(1H-pyrrolo[2,3-b]pyridin-3-ylmethyl)-pyrazole-1-carboxylic acid 3-fluorobenzylamide (**P-0150**),  
3,5-Dimethyl-4-(1H-pyrrolo[2,3-b]pyridin-3-ylmethyl)-pyrazole-1-carboxylic acid 4-fluorobenzylamide (**P-0151**),  
3,5-Dimethyl-4-(1H-pyrrolo[2,3-b]pyridin-3-ylmethyl)-pyrazole-1-carboxylic acid 4-methylbenzylamide (**P-0152**),

3,5-Dimethyl-4-(1H-pyrrolo[2,3-b]pyridin-3-ylmethyl)-pyrazole-1-carboxylic acid 2-methylbenzylamide (**P-0153**),  
 4-(5-Chloro-1H-pyrrolo[2,3-b]pyridin-3-ylmethyl)-3,5-dimethyl-pyrazole-1-carboxylic acid [2-(4-fluoro-phenyl)-ethyl]-amide (**P-0157**),  
 4-(5-Chloro-1H-pyrrolo[2,3-b]pyridin-3-ylmethyl)-3,5-dimethyl-pyrazole-1-carboxylic acid 4-fluoro-benzylamide (**P-0158**),  
 4-(5-Chloro-1H-pyrrolo[2,3-b]pyridin-3-ylmethyl)-3,5-dimethyl-pyrazole-1-carboxylic acid 4-chloro-benzylamide (**P-0159**) and  
 4-(5-Chloro-1H-pyrrolo[2,3-b]pyridin-3-ylmethyl)-3,5-dimethyl-pyrazole-1-carboxylic acid [(S)-1-(4-fluoro-phenyl)-ethyl]-amide (**P-0160**) or  
 all salts, prodrugs, tautomers, or isomers thereof.

[0100] In one embodiment of the methods provided herein, a compound of Formula II has a structure according to the following sub-generic structure, Formula IIf,



Formula IIf,

all salts, prodrugs, tautomers, and isomers thereof,

wherein:

$A_7$ , is selected from the group consisting of  $-CR^{19}R^{20}$ -,  $-C(O)$ -,  $-C(S)$ -,  $-S$ -,  $-S(O)$ -,  $-S(O)_2$ -,  $-NR^{21}$ -, and  $-O$ -;

$Q^{55}$  is selected from the group consisting of hydrogen, halogen, optionally substituted lower alkyl, optionally substituted cycloalkyl, optionally substituted heterocycloalkyl, optionally substituted aryl, optionally substituted heteroaryl,  $-OH$ ,  $-NH_2$ ,  $-NO_2$ ,  $-CN$ ,  $-NHC(O)NH_2$ ,  $-NHC(S)NH_2$ ,  $-NHS(O)_2NH_2$ ,  $-C(O)NH_2$ ,  $-C(S)NH_2$ ,  $-S(O)_2NH_2$ ,  $-NR^{24}R^{25}$ ,  $-NHR^{23}$ ,  $-OR^{23}$ ,  $-SR^{23}$ ,  $-C(O)R^{23}$ ,  $-C(S)R^{23}$ ,  $-S(O)R^{23}$ ,  $-S(O)_2R^{23}$ ,  $-C(O)NHR^{23}$ ,  $-C(O)NR^{23}R^{23}$ ,  $-C(S)NHR^{23}$ ,  $-C(S)NR^{23}R^{23}$ ,  $-S(O)_2NHR^{23}$ ,  $-S(O)_2NR^{23}R^{23}$ ,  $-NHC(O)R^{23}$ ,  $-NR^{23}C(O)R^{23}$ ,  $-NHC(S)R^{23}$ ,  $-NR^{23}C(S)R^{23}$ ,  $-NHS(O)_2R^{23}$ ,  $-NR^{23}S(O)_2R^{23}$ ,  $-NHC(O)NHR^{23}$ ,  $-NR^{23}C(O)NH_2$ ,  $-NR^{23}C(O)NHR^{23}$ ,  $-NHC(O)NR^{23}R^{23}$ ,  $-NR^{23}C(O)NR^{23}R^{23}$ ,  $-NHC(S)NHR^{23}$ ,  $-NR^{23}C(S)NH_2$ ,  $-NR^{23}C(S)NHR^{23}$ ,  $-NHC(S)NR^{23}R^{23}$ ,  $-NR^{23}C(S)NR^{23}R^{23}$ ,  $-NHS(O)_2NHR^{23}$ ,  $-NR^{23}S(O)_2NH_2$ ,  $-NR^{23}S(O)_2NHR^{23}$ ,  $-NHS(O)_2NR^{23}R^{23}$ , and  $-NR^{23}S(O)_2NR^{23}R^{23}$ ;

$M_9$ ,  $Q^{51}$ ,  $Q^{62}$ , and  $Q^{64}$  are as defined for Formula II; and

$R^{19}$ ,  $R^{20}$ ,  $R^{21}$ ,  $R^{23}$ ,  $R^{24}$ , and  $R^{25}$  are as defined for Formula Ib.



[0101] In one embodiment of the methods provided herein, in compounds of Formula Iif,  $M_9$  is  $-(CR^{19}R^{20})_t-NR^{26}-(CR^{19}R^{20})_s-$  or  $-(CR^{19}R^{20})_t-NR^{26}C(O)-(CR^{19}R^{20})_s-$ , preferably  $-NR^{26}-(CR^{19}R^{20})_s-$  or  $-NR^{26}C(O)-(CR^{19}R^{20})_s-$ , more preferably  $-NR^{39}CR^{80}R^{80}-$  or  $-NR^{39}(CR^{80}R^{80})_2-$ , wherein  $R^{39}$  is hydrogen or lower alkyl and  $R^{80}$  is hydrogen, lower alkyl or fluoro substituted lower alkyl, preferably hydrogen. In one embodiment,  $A_7$  is  $-CR^{19}R^{20}-$  or  $-C(O)-$ , preferably  $-CH_2-$  or  $-C(O)-$ . In one embodiment,  $Q^{51}$  is optionally substituted lower alkyl, aryl or heteroaryl, wherein aryl or heteroaryl are optionally substituted with one or more substituents selected from the group consisting of halogen, lower alkyl, fluoro substituted lower alkyl,  $-NHR^{23}$ ,  $-NR^{23}R^{23}$ ,  $-OR^{23}$  and  $-S(O)_2R^{23}$  and  $Q^{55}$  is hydrogen,  $-OR^{23}$ ,  $-CN$ , fluoro, chloro, lower alkyl, fluoro substituted lower alkyl, cycloalkyl, heterocycloalkyl, aryl or heteroaryl, wherein cycloalkyl, heterocycloalkyl, aryl or heteroaryl are optionally substituted with one or more substituents selected from the group consisting of halogen, lower alkyl, fluoro substituted lower alkyl,  $-NHR^{23}$ ,  $-NR^{23}R^{23}$ ,  $-OR^{23}$  and  $-S(O)_2R^{23}$ . Further to any of the above embodiments,  $Q^{62}$  is hydrogen, fluoro, chloro, lower alkyl or fluoro substituted lower alkyl.

[0102] In one embodiment of the methods provided herein, in compounds of Formula Iif,  $M_9$  is  $-(CR^{19}R^{20})_t-NR^{26}-(CR^{19}R^{20})_s-$  or  $-(CR^{19}R^{20})_t-NR^{26}C(O)-(CR^{19}R^{20})_s-$ , preferably  $-NR^{26}-(CR^{19}R^{20})_s-$  or  $-NR^{26}C(O)-(CR^{19}R^{20})_s-$ , more preferably  $-NR^{39}CR^{80}R^{80}-$  or  $-NR^{39}(CR^{80}R^{80})_2-$ , and  $A_7$  is  $-CR^{19}R^{20}-$  or  $-C(O)-$ , preferably  $-CH_2-$  or  $-C(O)-$ . In one embodiment,  $M_9$  is  $-(CR^{19}R^{20})_t-NR^{26}-(CR^{19}R^{20})_s-$  or  $-(CR^{19}R^{20})_t-NR^{26}C(O)-(CR^{19}R^{20})_s-$ , preferably  $-NR^{26}-(CR^{19}R^{20})_s-$  or  $-NR^{26}C(O)-(CR^{19}R^{20})_s-$ , more preferably  $-NR^{39}CR^{80}R^{80}-$  or  $-NR^{39}(CR^{80}R^{80})_2-$ ;  $A_7$  is  $-CR^{19}R^{20}-$  or  $-C(O)-$ , preferably  $-CH_2-$  or  $-C(O)-$ ;  $Q^{51}$  is optionally substituted lower alkyl, aryl or heteroaryl, wherein aryl or heteroaryl are optionally substituted with one or more substituents selected from the group consisting of halogen, lower alkyl, fluoro substituted lower alkyl,  $-NHR^{23}$ ,  $-NR^{23}R^{23}$ ,  $-OR^{23}$  and  $-S(O)_2R^{23}$ ; and  $Q^{55}$  is hydrogen,  $-OR^{23}$ ,  $-CN$ , fluoro, chloro, lower alkyl, fluoro substituted lower alkyl, cycloalkyl, heterocycloalkyl, aryl or heteroaryl, wherein cycloalkyl, heterocycloalkyl, aryl or heteroaryl are optionally substituted with one or more substituents selected from the group consisting of halogen, lower alkyl, fluoro substituted lower alkyl,  $-NHR^{23}$ ,  $-NR^{23}R^{23}$ ,  $-OR^{23}$  and  $-S(O)_2R^{23}$ . In one embodiment,  $M_9$  is  $-(CR^{19}R^{20})_t-NR^{26}-(CR^{19}R^{20})_s-$  or  $-(CR^{19}R^{20})_t-NR^{26}C(O)-(CR^{19}R^{20})_s-$ , preferably  $-NR^{26}-(CR^{19}R^{20})_s-$  or  $-NR^{26}C(O)-(CR^{19}R^{20})_s-$ , more preferably  $-NR^{39}CR^{80}R^{80}-$ ,  $-NR^{39}(CR^{80}R^{80})_2-$ ;  $A_7$  is  $-CR^{19}R^{20}-$  or  $-C(O)-$ , preferably  $-CH_2-$  or  $-C(O)-$ ;  $Q^{51}$  is optionally substituted lower alkyl, aryl or heteroaryl, wherein aryl or heteroaryl are optionally substituted with one or more substituents selected from the group consisting of halogen, lower alkyl, fluoro substituted lower alkyl,  $-NHR^{23}$ ,  $-NR^{23}R^{23}$ ,  $-OR^{23}$  and  $-S(O)_2R^{23}$ ;  $Q^{55}$  is hydrogen,  $-CN$ , fluoro, chloro, lower alkyl, fluoro substituted lower alkyl, lower alkoxy, fluoro substituted lower alkoxy, cycloalkyl, heterocycloalkyl, aryl or heteroaryl, wherein aryl or

heteroaryl are optionally substituted with one or more substituents selected from the group consisting of halogen, lower alkyl, fluoro substituted lower alkyl,  $-NHR^{23}$ ,  $-NR^{23}R^{23}$ ,  $-OR^{23}$  and  $-S(O)_2R^{23}$ ; and  $Q^{62}$  is hydrogen, fluoro, chloro, lower alkyl or fluoro substituted lower alkyl.

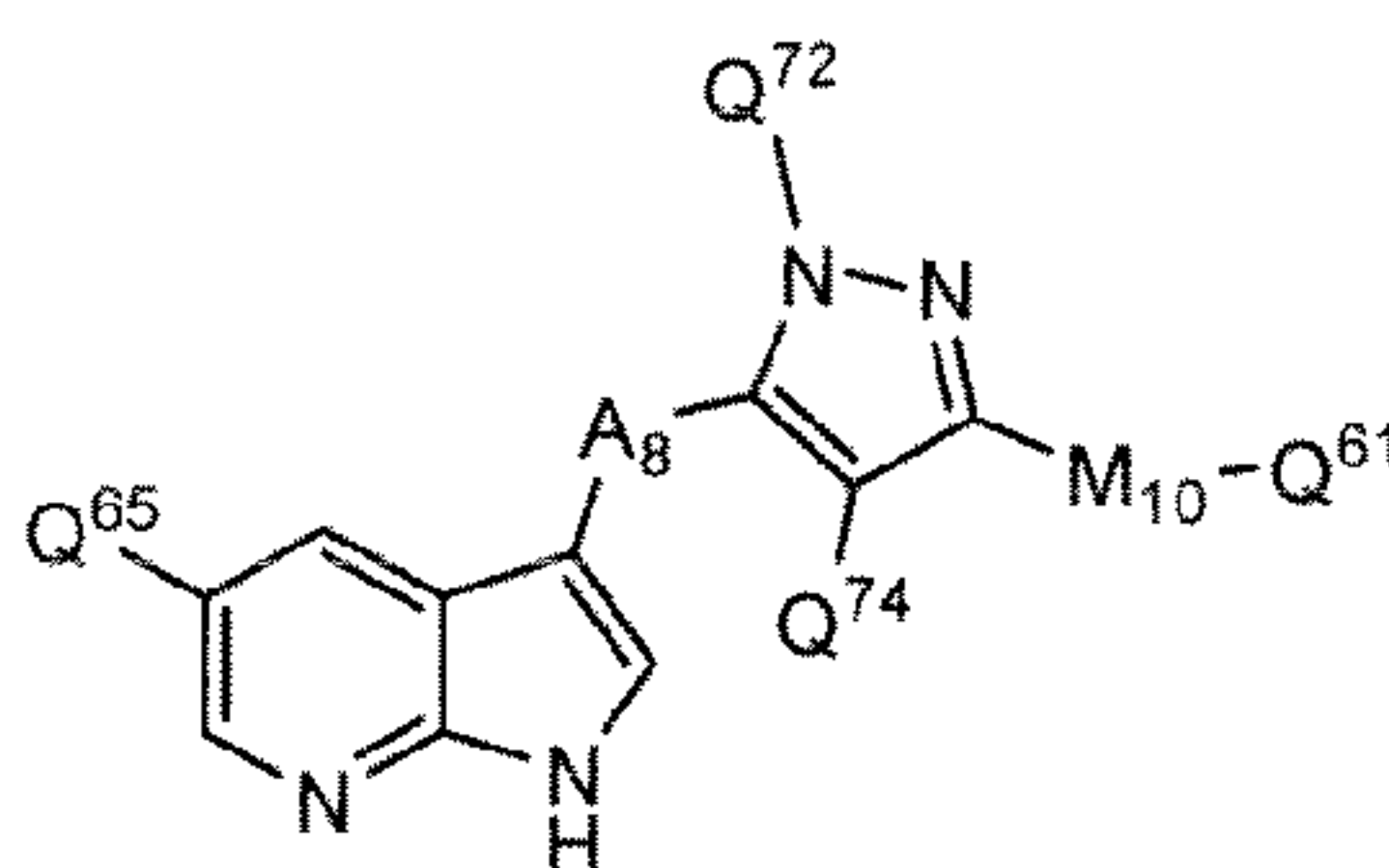
**[0103]** In one embodiment of the methods provided herein, in compounds of Formula IIf,  $M_9$  is  $-NR^{39}CH_2-$  or  $-NR^{39}-(CH_2)_2-$ ;  $A_7$  is  $-CH_2-$  or  $-C(O)-$ , preferably  $-CH_2-$ ;  $Q^{51}$  is aryl or heteroaryl, wherein aryl or heteroaryl are optionally substituted with one or more substituents selected from the group consisting of halogen, lower alkyl, fluoro substituted lower alkyl,  $-NHR^{41}$ ,  $-NR^{41}R^{41}$ ,  $-OR^{41}$  and  $-S(O)_2R^{41}$ ;  $Q^{55}$  is hydrogen,  $-CN$ , fluoro, chloro, lower alkyl, fluoro substituted lower alkyl, lower alkoxy, fluoro substituted lower alkoxy, cycloalkyl, heterocycloalkyl, aryl or heteroaryl, wherein aryl or heteroaryl are optionally substituted with one or more substituents selected from the group consisting of halogen, lower alkyl, fluoro substituted lower alkyl,  $-NHR^{41}$ ,  $-NR^{41}R^{41}$ ,  $-OR^{41}$  and  $-S(O)_2R^{41}$ ; and  $Q^{62}$  is hydrogen, fluoro, chloro, lower alkyl or fluoro substituted lower alkyl, wherein  $R^{41}$  is as defined in Formula Ig.

**[0104]** In one embodiment of the methods provided herein, in compounds of Formula IIf,  $A_7$  is  $-CH_2-$  or  $-C(O)-$ , preferably  $-CH_2-$ ;  $Q^{51}$  is aryl or heteroaryl, wherein aryl or heteroaryl are optionally substituted with one or more substituents selected from the group consisting of  $-OR^{41}$ ,  $-SR^{41}$ ,  $-S(O)R^{41}$ ,  $-S(O)_2R^{41}$ ,  $-NHR^{41}$ ,  $-NR^{41}R^{41}$ ,  $-NR^{39}C(O)R^{41}$ ,  $-NR^{39}S(O)_2R^{41}$ , halogen, lower alkyl, cycloalkyl, heterocycloalkyl, aryl and heteroaryl, wherein lower alkyl is optionally substituted with one or more substituents selected from the group consisting of fluoro, lower alkoxy, fluoro substituted lower alkoxy, lower alkylthio, fluoro substituted lower alkylthio, mono-alkylamino, di-alkylamino, cycloalkyl, heterocycloalkyl, aryl, and heteroaryl, wherein cycloalkyl, heterocycloalkyl, aryl, and heteroaryl as a substituent of  $Q^{51}$ , or as a substituent of lower alkyl are optionally substituted with one or more substituents selected from the group consisting of  $-OH$ ,  $-NH_2$ ,  $-CN$ ,  $-NO_2$ ,  $-S(O)_2NH_2$ ,  $-C(O)NH_2$ ,  $-OR^{42}$ ,  $-SR^{42}$ ,  $-NHR^{42}$ ,  $-NR^{42}R^{42}$ ,  $-NR^{39}C(O)R^{42}$ ,  $-NR^{39}S(O)_2R^{42}$ ,  $-S(O)_2R^{42}$ , halogen, lower alkyl, fluoro substituted lower alkyl, and cycloalkylamino;  $Q^{55}$  is hydrogen,  $-CN$ ,  $-OR^{41}$ ,  $-SR^{41}$ ,  $-S(O)R^{41}$ ,  $-S(O)_2R^{41}$ ,  $-NHR^{41}$ ,  $-NR^{41}R^{41}$ ,  $-NR^{39}C(O)R^{41}$ ,  $-NR^{39}S(O)_2R^{41}$ , fluoro, chloro, lower alkyl, fluoro substituted lower alkyl, aryl or heteroaryl, wherein aryl or heteroaryl are optionally substituted with one or more substituents selected from the group consisting of halogen, lower alkyl, fluoro substituted lower alkyl,  $-NHR^{41}$ ,  $-NR^{41}R^{41}$ , and  $-OR^{41}$ ;  $M_9$  is a bond,  $-NR^{39}-$ ,  $-S-$ ,  $-O-$ ,  $-NR^{39}CH_2-$ ,  $-NR^{39}CH_2CH_2-$ ,  $-NR^{39}CH(R^{40})-$ ,  $-SCH_2-$ ,  $-OCH_2-$ ,  $-C(O)NR^{39}-$ ,  $-S(O)_2NR^{39}-$ ,  $-CH_2NR^{39}-$ ,  $-CH(R^{40})NR^{39}-$ ,  $-NR^{39}C(O)-$ , or  $-NR^{39}S(O)_2-$ ;  $Q^{62}$  is hydrogen, fluoro, chloro, lower alkyl, fluoro substituted lower alkyl,  $-NR^{44}R^{44}$ ,  $-OR^{44}$ , or  $-SR^{44}$ ; and  $Q^{64}$  is hydrogen, lower alkyl, or fluoro substituted lower alkyl, wherein  $R^{39}$ ,  $R^{40}$ ,  $R^{41}$ ,  $R^{42}$  and  $R^{44}$  are as defined for Formula II.

[0105] In one embodiment of the methods provided herein, in compounds of Formula IIf,  $A_7$  is  $-CH_2-$ ;  $Q^{51}$  is aryl or heteroaryl, wherein aryl or heteroaryl are optionally substituted with one or more substituents selected from the group consisting of fluoro, chloro, lower alkyl, fluoro substituted lower alkyl, lower alkoxy, and fluoro substituted lower alkoxy;  $Q^{55}$  is hydrogen,  $-CN$ , fluoro, chloro, lower alkyl, fluoro substituted lower alkyl, lower alkoxy, or fluoro substituted lower alkoxy;  $M_9$  is  $-NR^{39}CH_2-$ ,  $-NR^{39}CH_2CH_2-$ , or  $-NR^{39}CH(R^{40})-$ ;  $Q^{62}$  is hydrogen, fluoro, chloro, lower alkyl, fluoro substituted lower alkyl, lower alkoxy, or fluoro substituted lower alkoxy; and  $Q^{64}$  is hydrogen, lower alkyl, or fluoro substituted lower alkyl.

[0106] In one embodiment, further to any of the embodiments the methods provided herein, which includes Formula IIf above, each occurrence of  $R^{41}$  is  $R^{42}$  as defined for Formula Ig.

[0107] In one embodiment of the methods provided herein, a compound of Formula II has a structure according to the following sub-generic structure, Formula IIg,



Formula IIg,

all salts, prodrugs, tautomers, and isomers thereof,

wherein:

$A_8$  is selected from the group consisting of  $-CR^{19}R^{20}-$ ,  $-C(O)-$ ,  $-C(S)-$ ,  $-S-$ ,  $-S(O)-$ ,  $-S(O)_2-$ ,  $-NR^{21}-$ , and  $-O-$ ;

$Q^{65}$  is selected from the group consisting of hydrogen, halogen, optionally substituted lower alkyl, optionally substituted cycloalkyl, optionally substituted heterocycloalkyl, optionally substituted aryl, optionally substituted heteroaryl,  $-OH$ ,  $-NH_2$ ,  $-NO_2$ ,  $-CN$ ,  $-NHC(O)NH_2$ ,  $-NHC(S)NH_2$ ,  $-NHS(O)_2NH_2$ ,  $-C(O)NH_2$ ,  $-C(S)NH_2$ ,  $-S(O)_2NH_2$ ,  $-NR^{24}R^{25}$ ,  $-NHR^{23}$ ,  $-OR^{23}$ ,  $-SR^{23}$ ,  $-C(O)R^{23}$ ,  $-C(S)R^{23}$ ,  $-S(O)R^{23}$ ,  $-S(O)_2R^{23}$ ,  $-C(O)NHR^{23}$ ,  $-C(O)NR^{23}R^{23}$ ,  $-C(S)NHR^{23}$ ,  $-C(S)NR^{23}R^{23}$ ,  $-S(O)_2NHR^{23}$ ,  $-S(O)_2NR^{23}R^{23}$ ,  $-NHC(O)R^{23}$ ,  $-NR^{23}C(O)R^{23}$ ,  $-NHC(S)R^{23}$ ,  $-NR^{23}C(S)R^{23}$ ,  $-NHS(O)_2R^{23}$ ,  $-NR^{23}S(O)_2R^{23}$ ,  $-NHC(O)NHR^{23}$ ,  $-NR^{23}C(O)NH_2$ ,  $-NR^{23}C(O)NHR^{23}$ ,  $-NHC(O)NR^{23}R^{23}$ ,  $-NR^{23}C(O)NR^{23}R^{23}$ ,  $-NHC(S)NHR^{23}$ ,  $-NR^{23}C(S)NH_2$ ,  $-NR^{23}C(S)NHR^{23}$ ,  $-NHC(S)NR^{23}R^{23}$ ,  $-NR^{23}C(S)NR^{23}R^{23}$ ,  $-NHS(O)_2NHR^{23}$ ,  $-NR^{23}S(O)_2NH_2$ ,  $-NR^{23}S(O)_2NHR^{23}$ ,  $-NHS(O)_2NR^{23}R^{23}$ , and  $-NR^{23}S(O)_2NR^{23}R^{23}$ ;

$M_{10}$ ,  $Q^{61}$ ,  $Q^{72}$ ,  $Q^{74}$  are as defined for Formula II; and

$R^{19}$ ,  $R^{20}$ ,  $R^{21}$ ,  $R^{23}$ ,  $R^{24}$ , and  $R^{25}$ ,  $R^{26}$  are as defined for Formula Ib.

[0108] In one embodiment of compounds of Formula IIg,  $M_{10}$  is  $-(CR^{19}R^{20})_t-NR^{26}-(CR^{19}R^{20})_s-$  or  $-(CR^{19}R^{20})_t-NR^{26}C(O)-(CR^{19}R^{20})_s-$ , preferably  $-NR^{26}-(CR^{19}R^{20})_s-$  or  $-NR^{26}C(O)-(CR^{19}R^{20})_s-$ , more preferably  $-NR^{39}CR^{80}R^{80}-$  or  $-NR^{39}(CR^{80}R^{80})_2-$ , wherein  $R^{39}$  is hydrogen or lower alkyl and  $R^{80}$  is hydrogen, lower alkyl or fluoro substituted lower alkyl, preferably hydrogen. In one embodiment,  $A_8$  is  $-CR^{19}R^{20}-$  or  $-C(O)-$ , preferably  $-CH_2-$  or  $-C(O)-$ . In one embodiment,  $Q^{61}$  is optionally substituted lower alkyl, aryl or heteroaryl, wherein aryl or heteroaryl are optionally substituted with one or more substituents selected from the group consisting of halogen, lower alkyl, fluoro substituted lower alkyl,  $-NHR^{23}$ ,  $-NR^{23}R^{23}$ ,  $-OR^{23}$  and  $-S(O)_2R^{23}$  and  $Q^{65}$  is hydrogen,  $-OR^{23}$ ,  $-CN$ , fluoro, chloro, lower alkyl, fluoro substituted lower alkyl, cycloalkyl, heterocycloalkyl, aryl or heteroaryl, wherein cycloalkyl, heterocycloalkyl, aryl or heteroaryl are optionally substituted with one or more substituents selected from the group consisting of halogen, lower alkyl, fluoro substituted lower alkyl,  $-NHR^{23}$ ,  $-NR^{23}R^{23}$ ,  $-OR^{23}$  and  $-S(O)_2R^{23}$ . Further to any of the above embodiments,  $Q^{74}$  is hydrogen, fluoro, chloro, lower alkyl or fluoro substituted lower alkyl.

[0109] In one embodiment of the methods provided herein, in compounds of Formula IIg,  $M_{10}$  is  $-(CR^{19}R^{20})_t-NR^{26}-(CR^{19}R^{20})_s-$  or  $-(CR^{19}R^{20})_t-NR^{26}C(O)-(CR^{19}R^{20})_s-$ , preferably  $-NR^{26}-(CR^{19}R^{20})_s-$  or  $-NR^{26}C(O)-(CR^{19}R^{20})_s-$ , more preferably  $-NR^{39}CR^{80}R^{80}-$  or  $-NR^{39}(CR^{80}R^{80})_2-$ , and  $A_8$  is  $-CR^{19}R^{20}-$  or  $-C(O)-$ , preferably  $-CH_2-$  or  $-C(O)-$ . In one embodiment,  $M_{10}$  is  $-(CR^{19}R^{20})_t-NR^{26}-(CR^{19}R^{20})_s-$  or  $-(CR^{19}R^{20})_t-NR^{26}C(O)-(CR^{19}R^{20})_s-$ , preferably  $-NR^{26}-(CR^{19}R^{20})_s-$  or  $-NR^{26}C(O)-(CR^{19}R^{20})_s-$ , more preferably  $-NR^{39}CR^{80}R^{80}-$  or  $-NR^{39}(CR^{80}R^{80})_2-$ ;  $A_8$  is  $-CR^{19}R^{20}-$  or  $-C(O)-$ , preferably  $-CH_2-$  or  $-C(O)-$ ;  $Q^{61}$  is optionally substituted lower alkyl, aryl or heteroaryl, wherein aryl or heteroaryl are optionally substituted with one or more substituents selected from the group consisting of halogen, lower alkyl, fluoro substituted lower alkyl,  $-NHR^{23}$ ,  $-NR^{23}R^{23}$ ,  $-OR^{23}$  and  $-S(O)_2R^{23}$ ; and  $Q^{65}$  is hydrogen,  $-OR^{23}$ ,  $-CN$ , fluoro, chloro, lower alkyl, fluoro substituted lower alkyl, cycloalkyl, heterocycloalkyl, aryl or heteroaryl, wherein cycloalkyl, heterocycloalkyl, aryl or heteroaryl are optionally substituted with one or more substituents selected from the group consisting of halogen, lower alkyl, fluoro substituted lower alkyl,  $-NHR^{23}$ ,  $-NR^{23}R^{23}$ ,  $-OR^{23}$  and  $-S(O)_2R^{23}$ . In one embodiment,  $M_{10}$  is  $-(CR^{19}R^{20})_t-NR^{26}-(CR^{19}R^{20})_s-$  or  $-(CR^{19}R^{20})_t-NR^{26}C(O)-(CR^{19}R^{20})_s-$ , preferably  $-NR^{26}-(CR^{19}R^{20})_s-$  or  $-NR^{26}C(O)-(CR^{19}R^{20})_s-$ , more preferably  $-NR^{39}CR^{80}R^{80}-$  or  $-NR^{39}(CR^{80}R^{80})_2-$ ;  $A_8$  is  $-CR^{19}R^{20}-$  or  $-C(O)-$ ;  $Q^{61}$  is optionally substituted lower alkyl, aryl or heteroaryl, wherein aryl or heteroaryl are optionally substituted with one or more substituents selected from the group consisting of halogen, lower alkyl, fluoro substituted lower alkyl,  $-NHR^{23}$ ,  $-NR^{23}R^{23}$ ,  $-OR^{23}$  and  $-S(O)_2R^{23}$ ;  $Q^{65}$  is hydrogen,  $-OR^{23}$ ,  $-CN$ , fluoro, chloro, lower alkyl, fluoro substituted lower alkyl, cycloalkyl, heterocycloalkyl, aryl or heteroaryl, wherein cycloalkyl, heterocycloalkyl, aryl or heteroaryl are optionally substituted with one or more substituents selected from the group consisting of halogen,

lower alkyl, fluoro substituted lower alkyl,  $-\text{NHR}^{23}$ ,  $-\text{NR}^{23}\text{R}^{23}$ ,  $-\text{OR}^{23}$  and  $-\text{S}(\text{O})_2\text{R}^{23}$ ; and  $\text{Q}^{74}$  is hydrogen, fluoro, chloro, lower alkyl or fluoro substituted lower alkyl.

**[0110]** In one embodiment of the methods provided herein, in compounds of Formula IIg,  $\text{M}_{10}$  is  $-\text{NR}^{39}\text{CH}_2-$  or  $-\text{NR}^{39}-(\text{CH}_2)_2-$ ;  $\text{A}_8$  is  $-\text{CH}_2-$  or  $-\text{C}(\text{O})-$ , preferably  $-\text{CH}_2-$ ;  $\text{Q}^{61}$  is aryl or heteroaryl, wherein aryl or heteroaryl are optionally substituted with one or more substituents selected from the group consisting of halogen, lower alkyl, fluoro substituted lower alkyl,  $-\text{NHR}^{41}$ ,  $-\text{NR}^{41}\text{R}^{41}$ ,  $-\text{OR}^{41}$  and  $-\text{S}(\text{O})_2\text{R}^{41}$ ;  $\text{Q}^{65}$  is hydrogen,  $-\text{CN}$ , fluoro, chloro, lower alkyl, fluoro substituted lower alkyl, lower alkoxy, fluoro substituted lower alkoxy, cycloalkyl, heterocycloalkyl, aryl or heteroaryl, wherein cycloalkyl, heterocycloalkyl, aryl or heteroaryl are optionally substituted with one or more substituents selected from the group consisting of halogen, lower alkyl, fluoro substituted lower alkyl,  $-\text{NHR}^{41}$ ,  $-\text{NR}^{41}\text{R}^{41}$ ,  $-\text{OR}^{41}$  and  $-\text{S}(\text{O})_2\text{R}^{41}$ ; and  $\text{Q}^{74}$  is hydrogen, fluoro, chloro, lower alkyl or fluoro substituted lower alkyl, wherein  $\text{R}^{41}$  is as defined for Formula Ig.

**[0111]** In one embodiment of the methods provided herein, in compounds of Formula IIg,  $\text{A}_8$  is  $-\text{CH}_2-$  or  $-\text{C}(\text{O})-$ , preferably  $-\text{CH}_2-$ ;  $\text{Q}^{61}$  is aryl or heteroaryl, wherein aryl or heteroaryl are optionally substituted with one or more substituents selected from the group consisting of  $-\text{OR}^{41}$ ,  $-\text{SR}^{41}$ ,  $-\text{S}(\text{O})\text{R}^{41}$ ,  $-\text{S}(\text{O})_2\text{R}^{41}$ ,  $-\text{NHR}^{41}$ ,  $-\text{NR}^{41}\text{R}^{41}$ ,  $-\text{NR}^{39}\text{C}(\text{O})\text{R}^{41}$ ,  $-\text{NR}^{39}\text{S}(\text{O})_2\text{R}^{41}$ , halogen, lower alkyl, cycloalkyl, heterocycloalkyl, aryl and heteroaryl, wherein lower alkyl is optionally substituted with one or more substituents selected from the group consisting of fluoro, lower alkoxy, fluoro substituted lower alkoxy, lower alkylthio, fluoro substituted lower alkylthio, mono-alkylamino, di-alkylamino, cycloalkyl, heterocycloalkyl, aryl, and heteroaryl, wherein cycloalkyl, heterocycloalkyl, aryl, and heteroaryl as a substituent of  $\text{Q}^{61}$ , or as a substituent of lower alkyl are optionally substituted with one or more substituents selected from the group consisting of  $-\text{OH}$ ,  $-\text{NH}_2$ ,  $-\text{CN}$ ,  $-\text{NO}_2$ ,  $-\text{S}(\text{O})_2\text{NH}_2$ ,  $-\text{C}(\text{O})\text{NH}_2$ ,  $-\text{OR}^{42}$ ,  $-\text{SR}^{42}$ ,  $-\text{NHR}^{42}$ ,  $-\text{NR}^{42}\text{R}^{42}$ ,  $-\text{NR}^{39}\text{C}(\text{O})\text{R}^{42}$ ,  $-\text{NR}^{39}\text{S}(\text{O})_2\text{R}^{42}$ ,  $-\text{S}(\text{O})_2\text{R}^{42}$ , halogen, lower alkyl, fluoro substituted lower alkyl, and cycloalkylamino;  $\text{Q}^{65}$  is hydrogen,  $-\text{CN}$ ,  $-\text{OR}^{41}$ ,  $-\text{SR}^{41}$ ,  $-\text{S}(\text{O})\text{R}^{41}$ ,  $-\text{S}(\text{O})_2\text{R}^{41}$ ,  $-\text{NHR}^{41}$ ,  $-\text{NR}^{41}\text{R}^{41}$ ,  $-\text{NR}^{39}\text{C}(\text{O})\text{R}^{41}$ ,  $-\text{NR}^{39}\text{S}(\text{O})_2\text{R}^{41}$ , fluoro, chloro, lower alkyl, fluoro substituted lower alkyl, aryl or heteroaryl, wherein aryl or heteroaryl are optionally substituted with one or more substituents selected from the group consisting of halogen, lower alkyl, fluoro substituted lower alkyl,  $-\text{NHR}^{41}$ ,  $-\text{NR}^{41}\text{R}^{41}$ , and  $-\text{OR}^{41}$ ;  $\text{M}_{10}$  is a bond,  $-\text{NR}^{39}-$ ,  $-\text{S}-$ ,  $-\text{O}-$ ,  $-\text{NR}^{39}\text{CH}_2-$ ,  $-\text{NR}^{39}\text{CH}_2\text{CH}_2-$ ,  $-\text{NR}^{39}\text{CH}(\text{R}^{40})-$ ,  $-\text{SCH}_2-$ ,  $-\text{OCH}_2-$ ,  $-\text{C}(\text{O})\text{NR}^{39}-$ ,  $-\text{S}(\text{O})_2\text{NR}^{39}-$ ,  $-\text{CH}_2\text{NR}^{39}-$ ,  $-\text{CH}(\text{R}^{40})\text{NR}^{39}-$ ,  $-\text{NR}^{39}\text{C}(\text{O})-$ , or  $-\text{NR}^{39}\text{S}(\text{O})_2-$ ;  $\text{Q}^{74}$  is hydrogen, fluoro, chloro, lower alkyl, fluoro substituted lower alkyl,  $-\text{NR}^{44}\text{R}^{44}$ ,  $-\text{OR}^{44}$ , or  $-\text{SR}^{44}$ ; and  $\text{Q}^{72}$  is hydrogen, lower alkyl, or fluoro substituted lower alkyl, wherein  $\text{R}^{39}$ ,  $\text{R}^{40}$ ,  $\text{R}^{41}$ ,  $\text{R}^{42}$  and  $\text{R}^{44}$  are as defined for Formula II.

[0112] In one embodiment of the methods provided herein, in compounds of Formula IIg,  $A_8$  is  $-CH_2-$ ;  $Q^{61}$  is aryl or heteroaryl, wherein aryl or heteroaryl are optionally substituted with one or more substituents selected from the group consisting of fluoro, chloro, lower alkyl, fluoro substituted lower alkyl, lower alkoxy, and fluoro substituted lower alkoxy;  $Q^{65}$  is hydrogen,  $-CN$ , fluoro, chloro, lower alkyl, fluoro substituted lower alkyl, lower alkoxy, or fluoro substituted lower alkoxy;  $M_{10}$  is  $-NR^{39}CH_2-$ ,  $-NR^{39}CH_2CH_2-$ , or  $-NR^{39}CH(R^{40})-$ ;  $Q^{74}$  is hydrogen, fluoro, chloro, lower alkyl, fluoro substituted lower alkyl, lower alkoxy, or fluoro substituted lower alkoxy; and  $Q^{72}$  is hydrogen, lower alkyl, or fluoro substituted lower alkyl.

[0113] In one embodiment, further to any of the embodiments of the methods provided herein, in Formula IIg above, each occurrence of  $R^{41}$  is  $R^{42}$  as defined for Formula Ig.

[0114] In one embodiment of the methods provided herein, in compounds of Formula IIg,  $M_{10}$  is  $-NHCH_2-$ ,  $A_8$  is  $-CH_2-$ ,  $Q^{61}$  is phenyl optionally substituted with 1 or 2 substituents selected from the group consisting of fluoro, chloro, methyl, trifluoromethyl, methoxy, difluoromethoxy, or trifluoromethoxy,  $Q^{65}$  is hydrogen, fluoro,  $-CN$ , or 1-methyl-pyrazol-4-yl,  $Q^{72}$  is lower alkyl or fluoro substituted lower alkyl, and  $Q^{74}$  is hydrogen, fluoro, chloro, lower alkyl, or fluoro substituted lower alkyl. In one embodiment,  $M_{10}$  is  $-NHCH_2-$ ,  $A_8$  is  $-CH_2-$ ,  $Q^{61}$  is 4-fluoro-phenyl,  $Q^{65}$  is hydrogen, chloro,  $-CN$ , or 1-methyl-pyrazol-4-yl,  $Q^{72}$  is methyl or ethyl and  $Q^{74}$  is hydrogen or chloro.

[0115] In one embodiment of the methods provided herein, the compound of Formula IIg is selected from the group consisting of:

[1-Ethyl-5-(1H-pyrrolo[2,3-b]pyridin-3-ylmethyl)-1H-pyrazol-3-yl]-(4-fluoro-benzyl)-amine  
(P-0165),

(4-Fluoro-benzyl)-[1-methyl-5-(1H-pyrrolo[2,3-b]pyridin-3-ylmethyl)-1H-pyrazol-3-yl]-amine  
(P-0169),

[5-(5-Chloro-1H-pyrrolo[2,3-b]pyridin-3-ylmethyl)-1-methyl-1H-pyrazol-3-yl]-(4-fluoro-benzyl)-amine (P-0170),

(4-Fluoro-benzyl)-{1-methyl-5-[5-(1-methyl-1H-pyrazol-4-yl)-1H-pyrrolo[2,3-b]pyridin-3-ylmethyl]-1H-pyrazol-3-yl}-amine (P-0180),

(5-Chloro-1H-pyrrolo[2,3-b]pyridin-3-yl)-[2-ethyl-5-(4-fluoro-benzylamino)-2H-pyrazol-3-yl]-methanone (P-0184),

[5-(5-Chloro-1H-pyrrolo[2,3-b]pyridin-3-ylmethyl)-1-ethyl-1H-pyrazol-3-yl]-(4-fluoro-benzyl)-amine (P-0185),

3-[5-(4-Fluoro-benzylamino)-2-methyl-2H-pyrazol-3-ylmethyl]-1H-pyrrolo[2,3-b]pyridine-5-carbonitrile (P-0191),

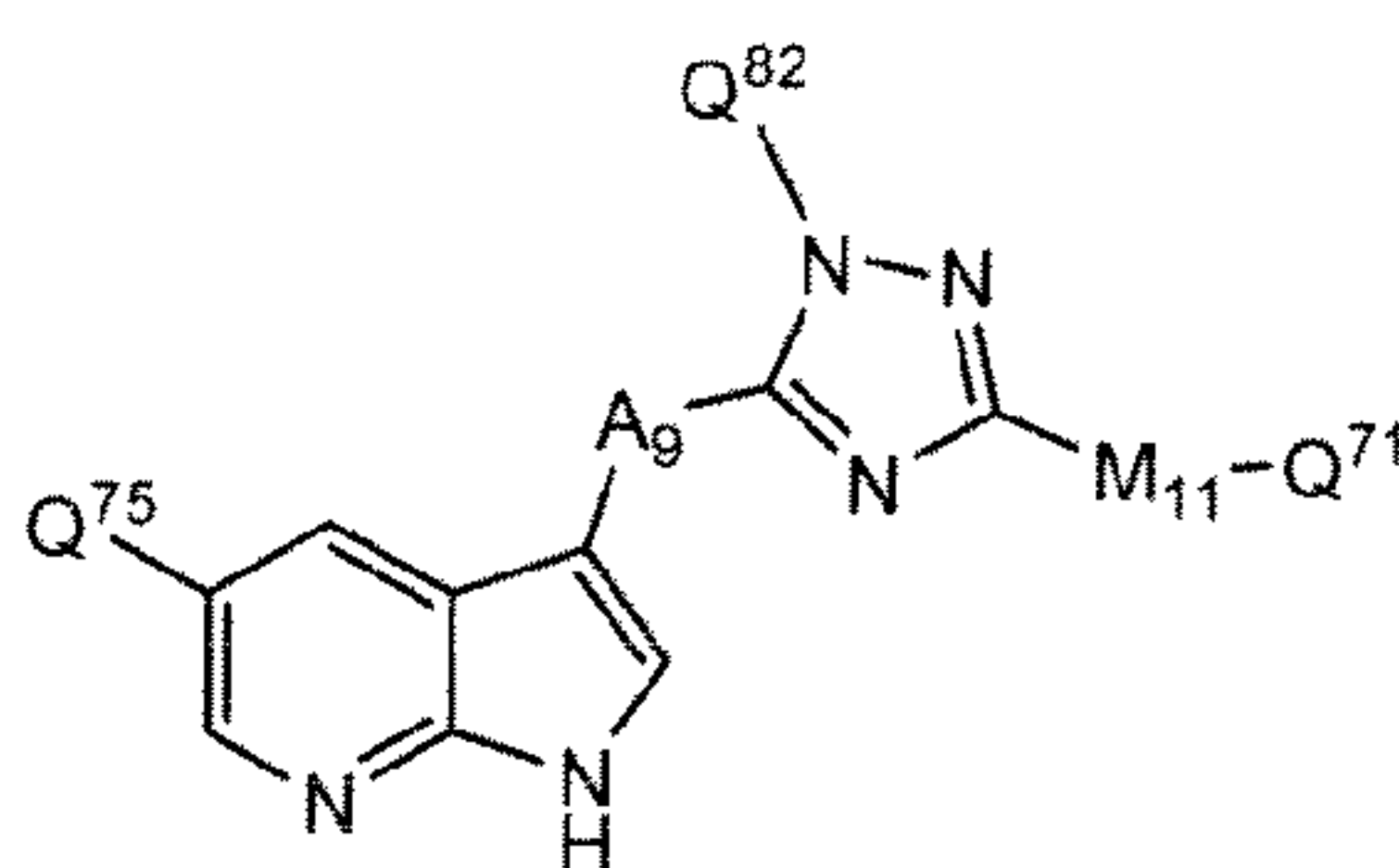
(3-Chloro-benzyl)-[5-(5-chloro-1H-pyrrolo[2,3-b]pyridin-3-ylmethyl)-1-methyl-1H-pyrazol-3-yl]-amine (**P-0410**),

[5-(5-Chloro-1H-pyrrolo[2,3-b]pyridin-3-ylmethyl)-1-methyl-1H-pyrazol-3-yl]-(2,5-difluoro-benzyl)-amine (**P-0411**) and

[5-(5-Chloro-1H-pyrrolo[2,3-b]pyridin-3-ylmethyl)-1-methyl-1H-pyrazol-3-yl]-(2-fluoro-benzyl)-amine (**P-0413**), or

all salts, prodrugs, tautomers, or isomers thereof.

[0116] In one embodiment of the methods provided herein, a compound of Formula II has a structure according to the following sub-generic structure, Formula IIIh,



Formula IIIh,

all salts, prodrugs, tautomers, and isomers thereof,

wherein:

$A_9$  is selected from the group consisting of  $-CR^{19}R^{20}$ -,  $-C(O)$ -,  $-C(S)$ -,  $-S$ -,  $-S(O)$ -,  $-S(O)_2$ -,  $-NR^{21}$ -, and  $-O$ -;

$Q^{75}$  is selected from the group consisting of hydrogen, halogen, optionally substituted lower alkyl, optionally substituted cycloalkyl, optionally substituted heterocycloalkyl, optionally substituted aryl, optionally substituted heteroaryl,  $-OH$ ,  $-NH_2$ ,  $-NO_2$ ,  $-CN$ ,  $-NHC(O)NH_2$ ,  $-NHC(S)NH_2$ ,  $-NHS(O)_2NH_2$ ,  $-C(O)NH_2$ ,  $-C(S)NH_2$ ,  $-S(O)_2NH_2$ ,  $-NR^{24}R^{25}$ ,  $-NHR^{23}$ ,  $-OR^{23}$ ,  $-SR^{23}$ ,  $-C(O)R^{23}$ ,  $-C(S)R^{23}$ ,  $-S(O)R^{23}$ ,  $-S(O)_2R^{23}$ ,  $-C(O)NHR^{23}$ ,  $-C(O)NR^{23}R^{23}$ ,  $-C(S)NHR^{23}$ ,  $-C(S)NR^{23}R^{23}$ ,  $-S(O)_2NHR^{23}$ ,  $-S(O)_2NR^{23}R^{23}$ ,  $-NHC(O)R^{23}$ ,  $-NR^{23}C(O)R^{23}$ ,  $-NHC(S)R^{23}$ ,  $-NR^{23}C(S)R^{23}$ ,  $-NHS(O)_2R^{23}$ ,  $-NR^{23}S(O)_2R^{23}$ ,  $-NHC(O)NHR^{23}$ ,  $-NR^{23}C(O)NH_2$ ,  $-NR^{23}C(O)NHR^{23}$ ,  $-NHC(O)NR^{23}R^{23}$ ,  $-NR^{23}C(O)NR^{23}R^{23}$ ,  $-NHC(S)NHR^{23}$ ,  $-NR^{23}C(S)NH_2$ ,  $-NR^{23}C(S)NHR^{23}$ ,  $-NHC(S)NR^{23}R^{23}$ ,  $-NR^{23}C(S)NR^{23}R^{23}$ ,  $-NHS(O)_2NHR^{23}$ ,  $-NR^{23}S(O)_2NH_2$ ,  $-NR^{23}S(O)_2NHR^{23}$ ,  $-NHS(O)_2NR^{23}R^{23}$ , and  $-NR^{23}S(O)_2NR^{23}R^{23}$ ;

$M_{11}$ ,  $Q^{71}$ , and  $Q^{82}$  are as defined for Formula II; and

$R^{19}$ ,  $R^{20}$ ,  $R^{21}$ ,  $R^{23}$ ,  $R^{24}$ , and  $R^{25}$  are as defined for Formula Ib.

[0117] In one embodiment of the methods provided herein, in compounds of Formula IIIh,  $M_{11}$  is  $-(CR^{19}R^{20})_1-NR^{26}-(CR^{19}R^{20})_s$ - or  $-(CR^{19}R^{20})_1-NR^{26}C(O)-(CR^{19}R^{20})_s$ -, preferably  $-NR^{26}-(CR^{19}R^{20})_s$ - or  $-NR^{26}C(O)-(CR^{19}R^{20})_s$ -, more preferably  $-NR^{39}CR^{80}R^{80}$ - or  $-NR^{39}(CR^{80}R^{80})_2$ -, wherein  $R^{39}$  is

hydrogen or lower alkyl and  $R^{80}$  is hydrogen, lower alkyl or fluoro substituted lower alkyl, preferably hydrogen. In one embodiment,  $A_9$  is  $-CR^{19}R^{20}-$  or  $-C(O)-$ , preferably  $-CH_2-$  or  $-C(O)-$ . In one embodiment,  $Q^{71}$  is optionally substituted lower alkyl, aryl or heteroaryl, wherein aryl or heteroaryl are optionally substituted with one or more substituents selected from the group consisting of halogen, lower alkyl, fluoro substituted lower alkyl,  $-NHR^{23}$ ,  $-NR^{23}R^{23}$ ,  $-OR^{23}$  and  $-S(O)_2R^{23}$  and  $Q^{75}$  is hydrogen,  $-OR^{23}$ ,  $-CN$ , fluoro, chloro, lower alkyl, fluoro substituted lower alkyl, cycloalkyl, heterocycloalkyl, aryl or heteroaryl, wherein cycloalkyl, heterocycloalkyl, aryl or heteroaryl are optionally substituted with one or more substituents selected from the group consisting of halogen, lower alkyl, fluoro substituted lower alkyl,  $-NHR^{23}$ ,  $-NR^{23}R^{23}$ ,  $-OR^{23}$  and  $-S(O)_2R^{23}$ .

**[0118]** In one embodiment of the methods provided herein, in compounds of Formula IIh,  $M_{11}$  is  $-(CR^{19}R^{20})_t-NR^{26}-(CR^{19}R^{20})_s-$  or  $-(CR^{19}R^{20})_t-NR^{26}C(O)-(CR^{19}R^{20})_s-$ , preferably  $-NR^{26}-(CR^{19}R^{20})_s-$  or  $-NR^{26}C(O)-(CR^{19}R^{20})_s-$ , more preferably  $-NR^{39}CR^{80}R^{80}-$  or  $-NR^{39}(CR^{80}R^{80})_2-$ , and  $A_9$  is  $-CR^{19}R^{20}-$  or  $-C(O)-$ , preferably  $-CH_2-$  or  $-C(O)-$ . In one embodiment,  $M_{11}$  is  $-(CR^{19}R^{20})_t-NR^{26}-(CR^{19}R^{20})_s-$  or  $-(CR^{19}R^{20})_t-NR^{26}C(O)-(CR^{19}R^{20})_s-$ , preferably  $-NR^{26}-(CR^{19}R^{20})_s-$  or  $-NR^{26}C(O)-(CR^{19}R^{20})_s-$ , more preferably  $-NR^{39}CR^{80}R^{80}-$  or  $-NR^{39}(CR^{80}R^{80})_2-$ ;  $A_9$  is  $-CR^{19}R^{20}-$  or  $-C(O)-$ , preferably  $-CH_2-$  or  $-C(O)-$ ;  $Q^{71}$  is optionally substituted lower alkyl, aryl or heteroaryl, wherein aryl or heteroaryl are optionally substituted with one or more substituents selected from the group consisting of halogen, lower alkyl, fluoro substituted lower alkyl,  $-NHR^{23}$ ,  $-NR^{23}R^{23}$ ,  $-OR^{23}$  and  $-S(O)_2R^{23}$ ; and  $Q^{75}$  is hydrogen,  $-OR^{23}$ ,  $-CN$ , fluoro, chloro, lower alkyl, fluoro substituted lower alkyl, cycloalkyl, heterocycloalkyl, aryl or heteroaryl, wherein cycloalkyl, heterocycloalkyl, aryl or heteroaryl are optionally substituted with one or more substituents selected from the group consisting of halogen, lower alkyl, fluoro substituted lower alkyl,  $-NHR^{23}$ ,  $-NR^{23}R^{23}$ ,  $-OR^{23}$  and  $-S(O)_2R^{23}$ .

**[0119]** In one embodiment of the methods provided herein, in compounds of Formula IIh,  $M_{11}$  is  $-NR^{39}CH_2-$  or  $-NR^{39}-(CH_2)_2-$ ;  $A_9$  is  $-CH_2-$  or  $-C(O)-$ , preferably  $-CH_2-$ ;  $Q^{71}$  is aryl or heteroaryl, wherein aryl or heteroaryl are optionally substituted with one or more substituents selected from the group consisting of halogen, lower alkyl, fluoro substituted lower alkyl,  $-NHR^{41}$ ,  $-NR^{41}R^{41}$ ,  $-OR^{41}$  and  $-S(O)_2R^{41}$ ;  $Q^{75}$  is hydrogen,  $-CN$ , fluoro, chloro, lower alkyl, fluoro substituted lower alkyl, lower alkoxy, fluoro substituted lower alkoxy, cycloalkyl, heterocycloalkyl, aryl or heteroaryl, wherein cycloalkyl, heterocycloalkyl, aryl or heteroaryl are optionally substituted with one or more substituents selected from the group consisting of halogen, lower alkyl, fluoro substituted lower alkyl,  $-NHR^{41}$ ,  $-NR^{41}R^{41}$ ,  $-OR^{41}$  and  $-S(O)_2R^{41}$ , wherein  $R^{41}$  is as defined for Formula Ig.

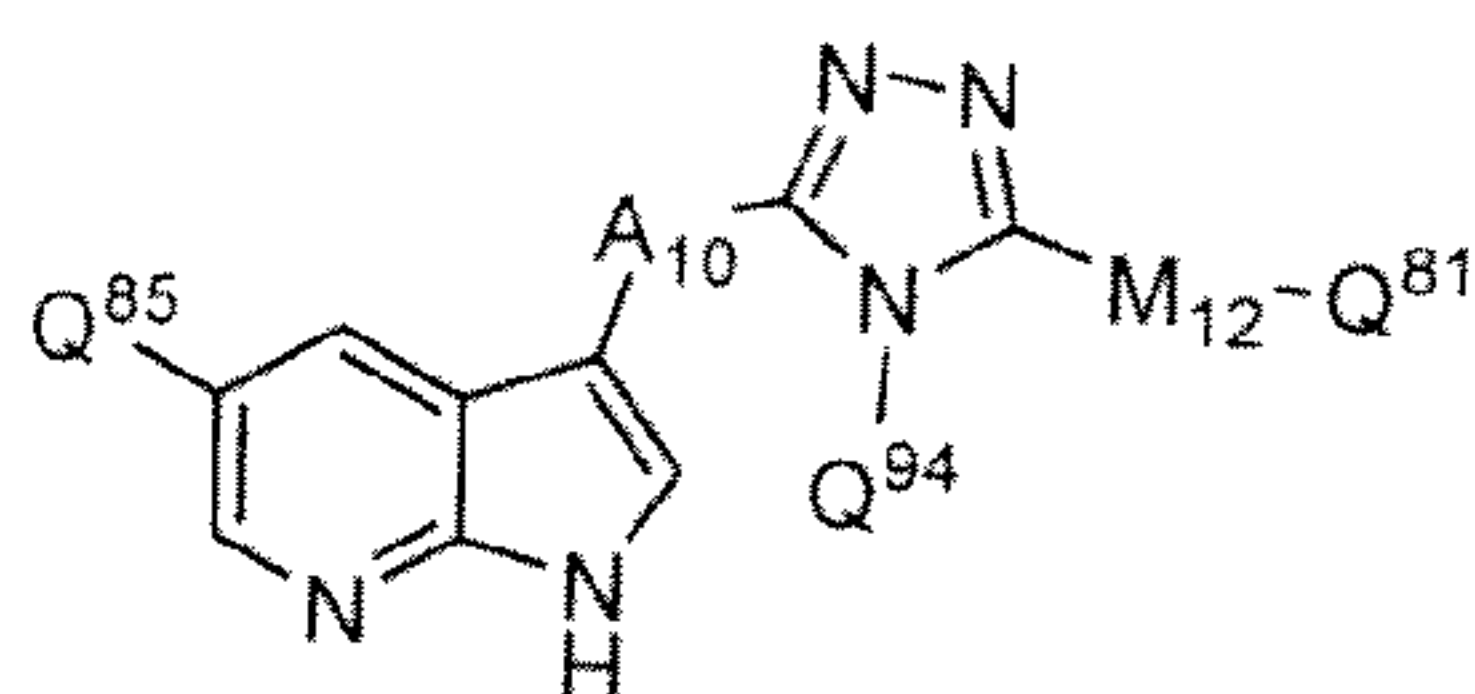


[0120] In one embodiment of the methods provided herein, in compounds of Formula IIIh, A<sub>9</sub> is -CH<sub>2</sub>- or -C(O)-, preferably -CH<sub>2</sub>-; Q<sup>71</sup> is aryl or heteroaryl, wherein aryl or heteroaryl are optionally substituted with one or more substituents selected from the group consisting of -OR<sup>41</sup>, -SR<sup>41</sup>, -S(O)R<sup>41</sup>, -S(O)<sub>2</sub>R<sup>41</sup>, -NHR<sup>41</sup>, -NR<sup>41</sup>R<sup>41</sup>, -NR<sup>39</sup>C(O)R<sup>41</sup>, -NR<sup>39</sup>S(O)<sub>2</sub>R<sup>41</sup>, halogen, lower alkyl, cycloalkyl, heterocycloalkyl, aryl and heteroaryl, wherein lower alkyl is optionally substituted with one or more substituents selected from the group consisting of fluoro, lower alkoxy, fluoro substituted lower alkoxy, lower alkylthio, fluoro substituted lower alkylthio, mono-alkylamino, di-alkylamino, cycloalkyl, heterocycloalkyl, aryl, and heteroaryl, wherein cycloalkyl, heterocycloalkyl, aryl, and heteroaryl as a substituent of Q<sup>71</sup>, or as a substituent of lower alkyl are optionally substituted with one or more substituents selected from the group consisting of -OH, -NH<sub>2</sub>, -CN, -NO<sub>2</sub>, -S(O)<sub>2</sub>NH<sub>2</sub>, -C(O)NH<sub>2</sub>, -OR<sup>42</sup>, -SR<sup>42</sup>, -NHR<sup>42</sup>, -NR<sup>42</sup>R<sup>42</sup>, -NR<sup>39</sup>C(O)R<sup>42</sup>, -NR<sup>39</sup>S(O)<sub>2</sub>R<sup>42</sup>, -S(O)<sub>2</sub>R<sup>42</sup>, halogen, lower alkyl, fluoro substituted lower alkyl, and cycloalkylamino; Q<sup>75</sup> is hydrogen, -CN, -OR<sup>41</sup>, -SR<sup>41</sup>, -S(O)R<sup>41</sup>, -S(O)<sub>2</sub>R<sup>41</sup>, -NHR<sup>41</sup>, -NR<sup>41</sup>R<sup>41</sup>, -NR<sup>39</sup>C(O)R<sup>41</sup>, -NR<sup>39</sup>S(O)<sub>2</sub>R<sup>41</sup>, fluoro, chloro, lower alkyl, fluoro substituted lower alkyl, aryl or heteroaryl, wherein aryl or heteroaryl are optionally substituted with one or more substituents selected from the group consisting of halogen, lower alkyl, fluoro substituted lower alkyl, -NHR<sup>41</sup>, -NR<sup>41</sup>R<sup>41</sup>, and -OR<sup>41</sup>; M<sub>11</sub> is a bond, -NR<sup>39</sup>-, -S-, -O-, -NR<sup>39</sup>CH<sub>2</sub>-, -NR<sup>39</sup>CH<sub>2</sub>CH<sub>2</sub>-, -NR<sup>39</sup>CH(R<sup>40</sup>)-, -SCH<sub>2</sub>-, -OCH<sub>2</sub>-, -C(O)NR<sup>39</sup>-, -S(O)<sub>2</sub>NR<sup>39</sup>-, -CH<sub>2</sub>NR<sup>39</sup>-, -CH(R<sup>40</sup>)NR<sup>39</sup>-, -NR<sup>39</sup>C(O)-, or -NR<sup>39</sup>S(O)<sub>2</sub>-; and Q<sup>82</sup> is hydrogen, lower alkyl, or fluoro substituted lower alkyl, wherein R<sup>39</sup>, R<sup>40</sup>, R<sup>41</sup>, R<sup>42</sup> and R<sup>44</sup> are as defined for Formula II.

[0121] In one embodiment of the methods provided herein, in compounds of Formula IIIh, A<sub>9</sub> is -CH<sub>2</sub>-; Q<sup>71</sup> is aryl or heteroaryl, wherein aryl or heteroaryl are optionally substituted with one or more substituents selected from the group consisting of fluoro, chloro, lower alkyl, fluoro substituted lower alkyl, lower alkoxy, and fluoro substituted lower alkoxy; Q<sup>75</sup> is hydrogen, -CN, fluoro, chloro, lower alkyl, fluoro substituted lower alkyl, lower alkoxy, or fluoro substituted lower alkoxy; M<sub>11</sub> is -NR<sup>39</sup>CH<sub>2</sub>-, -NR<sup>39</sup>CH<sub>2</sub>CH<sub>2</sub>-, or -NR<sup>39</sup>CH(R<sup>40</sup>)-; and Q<sup>82</sup> is hydrogen, lower alkyl, or fluoro substituted lower alkyl.

[0122] In one embodiment, further to any of the embodiments of the methods provided herein, in Formula IIIh above, each occurrence of R<sup>41</sup> is R<sup>42</sup> as defined for Formula Ig.

[0123] In one embodiment of the methods provided herein, a compound of Formula II has a structure according to the following sub-generic structure, Formula IIIi,



Formula III,

all salts, prodrugs, tautomers, and isomers thereof,

wherein:

$A_{10}$  is selected from the group consisting of  $-CR^{19}R^{20}-$ ,  $-C(O)-$ ,  $-C(S)-$ ,  $-S-$ ,  $-S(O)-$ ,  $-S(O)_2-$ ,  $-NR^{21}-$ , and  $-O-$ ;

$Q^{85}$  is selected from the group consisting of hydrogen, halogen, optionally substituted lower alkyl, optionally substituted cycloalkyl, optionally substituted heterocycloalkyl, optionally substituted aryl, optionally substituted heteroaryl,  $-OH$ ,  $-NH_2$ ,  $-NO_2$ ,  $-CN$ ,  $-NHC(O)NH_2$ ,  $-NHC(S)NH_2$ ,  $-NHS(O)_2NH_2$ ,  $-C(O)NH_2$ ,  $-C(S)NH_2$ ,  $-S(O)_2NH_2$ ,  $-NR^{24}R^{25}$ ,  $-NHR^{23}$ ,  $-OR^{23}$ ,  $-SR^{23}$ ,  $-C(O)R^{23}$ ,  $-C(S)R^{23}$ ,  $-S(O)R^{23}$ ,  $-S(O)_2R^{23}$ ,  $-C(O)NHR^{23}$ ,  $-C(O)NR^{23}R^{23}$ ,  $-C(S)NHR^{23}$ ,  $-C(S)NR^{23}R^{23}$ ,  $-S(O)_2NHR^{23}$ ,  $-S(O)_2NR^{23}R^{23}$ ,  $-NHC(O)R^{23}$ ,  $-NR^{23}C(O)R^{23}$ ,  $-NHC(S)R^{23}$ ,  $-NR^{23}C(S)R^{23}$ ,  $-NHS(O)_2R^{23}$ ,  $-NR^{23}S(O)_2R^{23}$ ,  $-NHC(O)NHR^{23}$ ,  $-NR^{23}C(O)NH_2$ ,  $-NR^{23}C(O)NHR^{23}$ ,  $-NHC(O)NR^{23}R^{23}$ ,  $-NR^{23}C(O)NR^{23}R^{23}$ ,  $-NHC(S)NHR^{23}$ ,  $-NR^{23}C(S)NH_2$ ,  $-NR^{23}C(S)NHR^{23}$ ,  $-NHC(S)NR^{23}R^{23}$ ,  $-NR^{23}C(S)NR^{23}R^{23}$ ,  $-NHS(O)_2NHR^{23}$ ,  $-NR^{23}S(O)_2NH_2$ ,  $-NR^{23}S(O)_2NHR^{23}$ ,  $-NHS(O)_2NR^{23}R^{23}$ , and  $-NR^{23}S(O)_2NR^{23}R^{23}$ ;

$M_{12}$ ,  $Q^{81}$ , and  $Q^{94}$  are as defined for Formula II; and

$R^{19}$ ,  $R^{20}$ ,  $R^{21}$ ,  $R^{23}$ ,  $R^{24}$ , and  $R^{25}$  are as defined for Formula Ib.

[0124] In one embodiment of the methods provided herein, in compounds of Formula III,  $M_{12}$  is  $-(CR^{19}R^{20})_t-NR^{26}-(CR^{19}R^{20})_s-$  or  $-(CR^{19}R^{20})_t-NR^{26}C(O)-(CR^{19}R^{20})_s-$ , preferably  $-NR^{26}-(CR^{19}R^{20})_s-$  or  $-NR^{26}C(O)-(CR^{19}R^{20})_s-$ , more preferably  $-NR^{39}CR^{80}R^{80}-$  or  $-NR^{39}(CR^{80}R^{80})_2-$ , wherein  $R^{39}$  is hydrogen or lower alkyl and  $R^{80}$  is hydrogen, lower alkyl or fluoro substituted lower alkyl, preferably hydrogen. In one embodiment,  $A_{10}$  is  $-CR^{19}R^{20}-$  or  $-C(O)-$ , preferably  $-CH_2-$  or  $-C(O)-$ . In one embodiment,  $Q^{81}$  is optionally substituted lower alkyl, aryl or heteroaryl, wherein aryl or heteroaryl are optionally substituted with one or more substituents selected from the group consisting of halogen, lower alkyl, fluoro substituted lower alkyl,  $-NHR^{23}$ ,  $-NR^{23}R^{23}$ ,  $-OR^{23}$  and  $-S(O)_2R^{23}$  and  $Q^{85}$  is hydrogen,  $-OR^{23}$ ,  $-CN$ , fluoro, chloro, lower alkyl, fluoro substituted lower alkyl, cycloalkyl, heterocycloalkyl, aryl or heteroaryl, wherein cycloalkyl, heterocycloalkyl, aryl or heteroaryl are optionally substituted with one or more substituents selected from the group consisting of halogen, lower alkyl, fluoro substituted lower alkyl,  $-NHR^{23}$ ,  $-NR^{23}R^{23}$ ,  $-OR^{23}$  and  $-S(O)_2R^{23}$ .

**[0125]** In one embodiment of the methods provided herein, in compounds of Formula Iii,  $M_{12}$  is  $-(CR^{19}R^{20})_t-NR^{26}-(CR^{19}R^{20})_s-$  or  $-(CR^{19}R^{20})_t-NR^{26}C(O)-(CR^{19}R^{20})_s-$ , preferably  $-NR^{26}-(CR^{19}R^{20})_s-$  or  $-NR^{26}C(O)-(CR^{19}R^{20})_s-$ , more preferably  $-NR^{39}CR^{80}R^{80}-$  or  $-NR^{39}(CR^{80}R^{80})_2-$ , and  $A_{10}$  is  $-CR^{19}R^{20}-$  or  $-C(O)-$ , preferably  $-CH_2-$  or  $-C(O)-$ . In one embodiment,  $M_{12}$  is  $-(CR^{19}R^{20})_t-NR^{26}-(CR^{19}R^{20})_s-$  or  $-(CR^{19}R^{20})_t-NR^{26}C(O)-(CR^{19}R^{20})_s-$ , preferably  $-NR^{26}-(CR^{19}R^{20})_s-$  or  $-NR^{26}C(O)-(CR^{19}R^{20})_s-$ , more preferably  $-NR^{39}CR^{80}R^{80}-$  or  $-NR^{39}(CR^{80}R^{80})_2-$ ;  $A_{10}$  is  $-CR^{19}R^{20}-$  or  $-C(O)-$ , preferably  $-CH_2-$  or  $-C(O)-$ ;  $Q^{81}$  is optionally substituted lower alkyl, aryl or heteroaryl, wherein aryl or heteroaryl are optionally substituted with one or more substituents selected from the group consisting of halogen, lower alkyl, fluoro substituted lower alkyl,  $-NHR^{23}$ ,  $-NR^{23}R^{23}$ ,  $-OR^{23}$  and  $-S(O)_2R^{23}$ ; and  $Q^{85}$  is hydrogen,  $-OR^{23}$ ,  $-CN$ , fluoro, chloro, lower alkyl, fluoro substituted lower alkyl, cycloalkyl, heterocycloalkyl, aryl or heteroaryl, wherein cycloalkyl, heterocycloalkyl, aryl or heteroaryl are optionally substituted with one or more substituents selected from the group consisting of halogen, lower alkyl, fluoro substituted lower alkyl,  $-NHR^{23}$ ,  $-NR^{23}R^{23}$ ,  $-OR^{23}$  and  $-S(O)_2R^{23}$ .

**[0126]** In one embodiment of the methods provided herein, in compounds of Formula Iii,  $M_{12}$  is  $-NR^{39}CH_2-$  or  $-NR^{39}-(CH_2)_2-$ ;  $A_{10}$  is  $-CH_2-$  or  $-C(O)-$ , preferably  $-CH_2-$ ;  $Q^{81}$  is aryl or heteroaryl, wherein aryl or heteroaryl are optionally substituted with one or more substituents selected from the group consisting of halogen, lower alkyl, fluoro substituted lower alkyl,  $-NHR^{41}$ ,  $-NR^{41}R^{41}$ ,  $-OR^{41}$  and  $-S(O)_2R^{41}$ ;  $Q^{85}$  is hydrogen,  $-CN$ , fluoro, chloro, lower alkyl, fluoro substituted lower alkyl, lower alkoxy, fluoro substituted lower alkoxy, cycloalkyl, heterocycloalkyl, aryl or heteroaryl, wherein cycloalkyl, heterocycloalkyl, aryl or heteroaryl are optionally substituted with one or more substituents selected from the group consisting of halogen, lower alkyl, fluoro substituted lower alkyl,  $-NHR^{41}$ ,  $-NR^{41}R^{41}$ ,  $-OR^{41}$  and  $-S(O)_2R^{41}$ , wherein  $R^{41}$  is as defined for Formula Ig.

**[0127]** In one embodiment of the methods provided herein, in compounds of Formula Iii,  $A_{10}$  is  $-CH_2-$  or  $-C(O)-$ , preferably  $-CH_2-$ ;  $Q^{81}$  is aryl or heteroaryl, wherein aryl or heteroaryl are optionally substituted with one or more substituents selected from the group consisting of  $-OR^{41}$ ,  $-SR^{41}$ ,  $-S(O)R^{41}$ ,  $-S(O)_2R^{41}$ ,  $-NHR^{41}$ ,  $-NR^{41}R^{41}$ ,  $-NR^{39}C(O)R^{41}$ ,  $-NR^{39}S(O)_2R^{41}$ , halogen, lower alkyl, cycloalkyl, heterocycloalkyl, aryl and heteroaryl, wherein lower alkyl is optionally substituted with one or more substituents selected from the group consisting of fluoro, lower alkoxy, fluoro substituted lower alkoxy, lower alkylthio, fluoro substituted lower alkylthio, mono-alkylamino, di-alkylamino, cycloalkyl, heterocycloalkyl, aryl, and heteroaryl, wherein cycloalkyl, heterocycloalkyl, aryl, and heteroaryl as a substituent of  $Q^{81}$ , or as a substituent of lower alkyl are optionally substituted with one or more substituents selected from the group consisting of  $-OH$ ,  $-NH_2$ ,  $-CN$ ,  $-NO_2$ ,  $-S(O)_2NH_2$ ,  $-C(O)NH_2$ ,  $-OR^{42}$ ,  $-SR^{42}$ ,  $-NHR^{42}$ ,  $-NR^{42}R^{42}$ ,  $-NR^{39}C(O)R^{42}$ ,

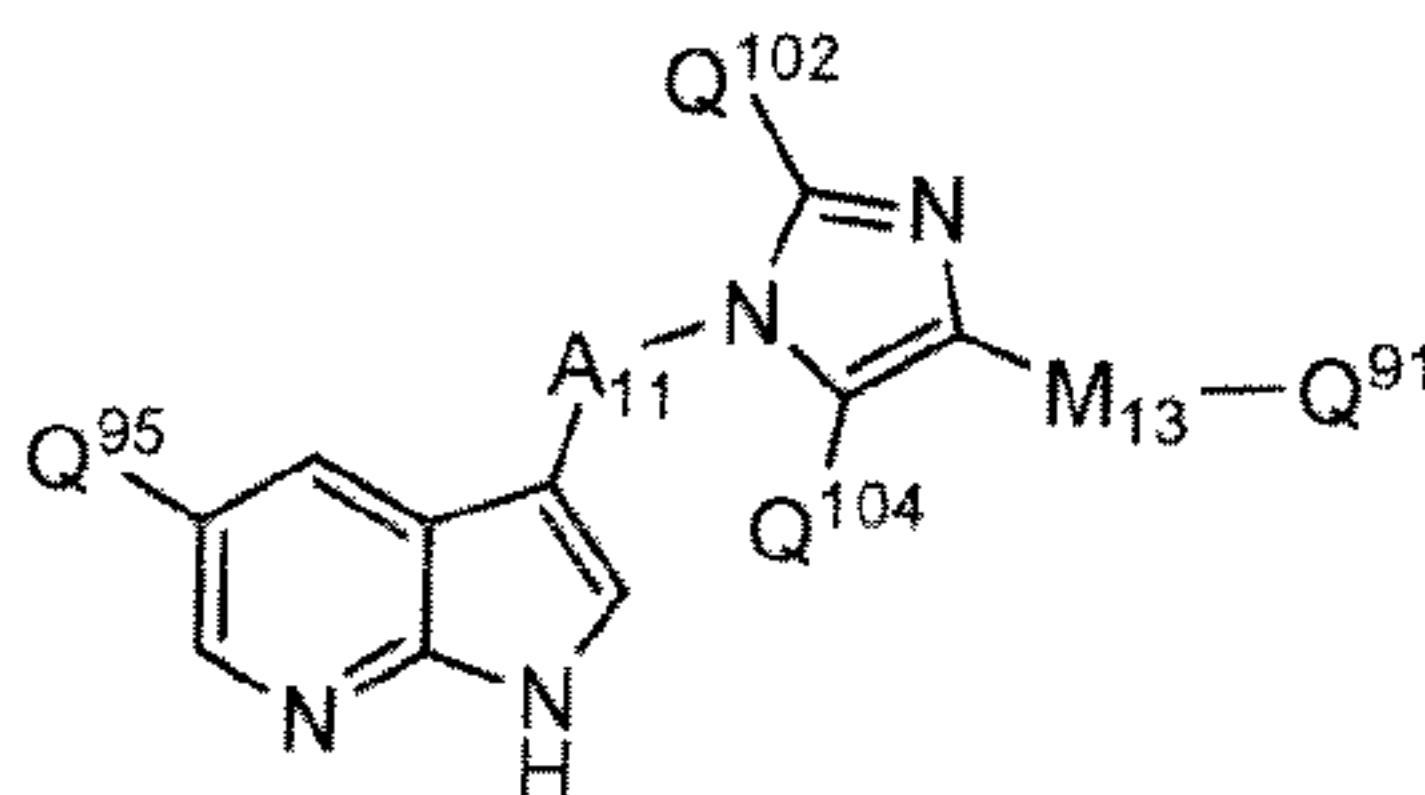
3

-NR<sup>39</sup>S(O)<sub>2</sub>R<sup>42</sup>, -S(O)<sub>2</sub>R<sup>42</sup>, halogen, lower alkyl, fluoro substituted lower alkyl, and cycloalkylamino; Q<sup>85</sup> is hydrogen, -CN, -OR<sup>41</sup>, -SR<sup>41</sup>, -S(O)R<sup>41</sup>, -S(O)<sub>2</sub>R<sup>41</sup>, -NHR<sup>41</sup>, -NR<sup>41</sup>R<sup>41</sup>, -NR<sup>39</sup>C(O)R<sup>41</sup>, -NR<sup>39</sup>S(O)<sub>2</sub>R<sup>41</sup>, fluoro, chloro, lower alkyl, fluoro substituted lower alkyl, aryl or heteroaryl, wherein aryl or heteroaryl are optionally substituted with one or more substituents selected from the group consisting of halogen, lower alkyl, fluoro substituted lower alkyl, -NHR<sup>41</sup>, -NR<sup>41</sup>R<sup>41</sup>, and -OR<sup>41</sup>; M<sub>12</sub> is a bond, -NR<sup>39</sup>-, -S-, -O-, -NR<sup>39</sup>CH<sub>2</sub>-, -NR<sup>39</sup>CH<sub>2</sub>CH<sub>2</sub>-, -NR<sup>39</sup>CH(R<sup>40</sup>)-, -SCH<sub>2</sub>-, -OCH<sub>2</sub>-, -C(O)NR<sup>39</sup>-, -S(O)<sub>2</sub>NR<sup>39</sup>-, -CH<sub>2</sub>NR<sup>39</sup>-, -CH(R<sup>40</sup>)NR<sup>39</sup>-, -NR<sup>39</sup>C(O)-, or -NR<sup>39</sup>S(O)<sub>2</sub>-; and Q<sup>94</sup> is hydrogen, lower alkyl, or fluoro substituted lower alkyl, wherein R<sup>39</sup>, R<sup>40</sup>, R<sup>41</sup>, R<sup>42</sup> and R<sup>44</sup> are as defined for Formula II.

[0128] In one embodiment of the methods provided herein, in compounds of Formula Iii, A<sub>10</sub> is -CH<sub>2</sub>-; Q<sup>81</sup> is aryl or heteroaryl, wherein aryl or heteroaryl are optionally substituted with one or more substituents selected from the group consisting of fluoro, chloro, lower alkyl, fluoro substituted lower alkyl, lower alkoxy, and fluoro substituted lower alkoxy; Q<sup>85</sup> is hydrogen, -CN, fluoro, chloro, lower alkyl, fluoro substituted lower alkyl, lower alkoxy, or fluoro substituted lower alkoxy; M<sub>12</sub> is -NR<sup>39</sup>CH<sub>2</sub>-, -NR<sup>39</sup>CH<sub>2</sub>CH<sub>2</sub>-, or -NR<sup>39</sup>CH(R<sup>40</sup>)-; and Q<sup>94</sup> is hydrogen, lower alkyl, or fluoro substituted lower alkyl.

[0129] In one embodiment, further to any of the embodiments of the methods provided herein, in Formula Iii above, each occurrence of R<sup>41</sup> is R<sup>42</sup> as defined for Formula Ig.

[0130] In one embodiment of the methods provided herein, a compound of Formula II has a structure according to the following sub-generic structure, Formula IIj,



Formula IIj,

all salts, prodrugs, tautomers, and isomers thereof,

wherein:

A<sub>11</sub> is selected from the group consisting of -CR<sup>19</sup>R<sup>20</sup>-, -C(O)-, -C(S)-, -S(O)-, and -S(O)<sub>2</sub>-; Q<sup>95</sup> is selected from the group consisting of hydrogen, halogen, optionally substituted lower alkyl, optionally substituted cycloalkyl, optionally substituted heterocycloalkyl, optionally substituted aryl, optionally substituted heteroaryl, -OH, -NH<sub>2</sub>, -NO<sub>2</sub>, -CN, -NHC(O)NH<sub>2</sub>, -NHC(S)NH<sub>2</sub>, -NHS(O)<sub>2</sub>NH<sub>2</sub>, -C(O)NH<sub>2</sub>, -C(S)NH<sub>2</sub>, -S(O)<sub>2</sub>NH<sub>2</sub>, -NR<sup>24</sup>R<sup>25</sup>, -NHR<sup>23</sup>, -OR<sup>23</sup>, -SR<sup>23</sup>, -C(O)R<sup>23</sup>, -C(S)R<sup>23</sup>, -S(O)R<sup>23</sup>, -S(O)<sub>2</sub>R<sup>23</sup>, -C(O)NHR<sup>23</sup>, -C(O)NR<sup>23</sup>R<sup>23</sup>, -C(S)NHR<sup>23</sup>, -C(S)NR<sup>23</sup>R<sup>23</sup>, -S(O)<sub>2</sub>NHR<sup>23</sup>, -S(O)<sub>2</sub>NR<sup>23</sup>R<sup>23</sup>, -NHC(O)R<sup>23</sup>, -NR<sup>23</sup>C(O)R<sup>23</sup>,

}

-NHC(S)R<sup>23</sup>, -NR<sup>23</sup>C(S)R<sup>23</sup>, -NHS(O)<sub>2</sub>R<sup>23</sup>, -NR<sup>23</sup>S(O)<sub>2</sub>R<sup>23</sup>, -NHC(O)NHR<sup>23</sup>,  
 -NR<sup>23</sup>C(O)NH<sub>2</sub>, -NR<sup>23</sup>C(O)NHR<sup>23</sup>, -NHC(O)NR<sup>23</sup>R<sup>23</sup>, -NR<sup>23</sup>C(O)NR<sup>23</sup>R<sup>23</sup>,  
 -NHC(S)NHR<sup>23</sup>, -NR<sup>23</sup>C(S)NH<sub>2</sub>, -NR<sup>23</sup>C(S)NHR<sup>23</sup>, -NHC(S)NR<sup>23</sup>R<sup>23</sup>, -NR<sup>23</sup>C(S)NR<sup>23</sup>R<sup>23</sup>,  
 -NHS(O)<sub>2</sub>NHR<sup>23</sup>, -NR<sup>23</sup>S(O)<sub>2</sub>NH<sub>2</sub>, -NR<sup>23</sup>S(O)<sub>2</sub>NHR<sup>23</sup>, -NHS(O)<sub>2</sub>NR<sup>23</sup>R<sup>23</sup>, and  
 -NR<sup>23</sup>S(O)<sub>2</sub>NR<sup>23</sup>R<sup>23</sup>;

M<sub>13</sub>, Q<sup>91</sup>, Q<sup>102</sup> and Q<sup>104</sup> are as defined for Formula II; and

R<sup>19</sup>, R<sup>20</sup>, R<sup>23</sup>, R<sup>24</sup>, and R<sup>25</sup> are as defined for Formula Ib.

**[0131]** In one embodiment of the methods provided herein, in compounds of Formula IIj, M<sub>13</sub> is -(CR<sup>19</sup>R<sup>20</sup>)<sub>t</sub>-NR<sup>26</sup>-(CR<sup>19</sup>R<sup>20</sup>)<sub>s</sub>- or -(CR<sup>19</sup>R<sup>20</sup>)<sub>t</sub>-NR<sup>26</sup>C(O)-(CR<sup>19</sup>R<sup>20</sup>)<sub>s</sub>-, preferably -NR<sup>26</sup>-(CR<sup>19</sup>R<sup>20</sup>)<sub>s</sub>- or -NR<sup>26</sup>C(O)-(CR<sup>19</sup>R<sup>20</sup>)<sub>s</sub>-, more preferably -NR<sup>39</sup>CR<sup>80</sup>R<sup>80</sup>- or -NR<sup>39</sup>(CR<sup>80</sup>R<sup>80</sup>)<sub>2</sub>-, wherein R<sup>39</sup> is hydrogen or lower alkyl and R<sup>80</sup> is hydrogen, lower alkyl or fluoro substituted lower alkyl, preferably hydrogen. In one embodiment, A<sub>11</sub> is -CR<sup>19</sup>R<sup>20</sup>- or -C(O)-, preferably -CH<sub>2</sub>- or -C(O)-. In one embodiment, Q<sup>91</sup> is optionally substituted lower alkyl, aryl or heteroaryl, wherein aryl or heteroaryl are optionally substituted with one or more substituents selected from the group consisting of halogen, lower alkyl, fluoro substituted lower alkyl, -NHR<sup>23</sup>, -NR<sup>23</sup>R<sup>23</sup>, -OR<sup>23</sup> and -S(O)<sub>2</sub>R<sup>23</sup> and Q<sup>95</sup> is hydrogen, -OR<sup>23</sup>, -CN, fluoro, chloro, lower alkyl, fluoro substituted lower alkyl, cycloalkyl, heterocycloalkyl, aryl or heteroaryl, wherein cycloalkyl, heterocycloalkyl, aryl or heteroaryl are optionally substituted with one or more substituents selected from the group consisting of halogen, lower alkyl, fluoro substituted lower alkyl, -NHR<sup>23</sup>, -NR<sup>23</sup>R<sup>23</sup>, -OR<sup>23</sup> and -S(O)<sub>2</sub>R<sup>23</sup>. Further to any of the above embodiments, Q<sup>102</sup> and Q<sup>104</sup> are independently hydrogen, fluoro, chloro, methyl, or -CF<sub>3</sub>.

**[0132]** In one embodiment of the methods provided herein, in compounds of Formula IIj, M<sub>13</sub> is -(CR<sup>19</sup>R<sup>20</sup>)<sub>t</sub>-NR<sup>26</sup>-(CR<sup>19</sup>R<sup>20</sup>)<sub>s</sub>- or -(CR<sup>19</sup>R<sup>20</sup>)<sub>t</sub>-NR<sup>26</sup>C(O)-(CR<sup>19</sup>R<sup>20</sup>)<sub>s</sub>-, preferably -NR<sup>26</sup>-(CR<sup>19</sup>R<sup>20</sup>)<sub>s</sub>- or -NR<sup>26</sup>C(O)-(CR<sup>19</sup>R<sup>20</sup>)<sub>s</sub>-, more preferably -NR<sup>39</sup>CR<sup>80</sup>R<sup>80</sup>- or -NR<sup>39</sup>(CR<sup>80</sup>R<sup>80</sup>)<sub>2</sub>-, and A<sub>11</sub> is -CR<sup>19</sup>R<sup>20</sup>- or -C(O)-, preferably -CH<sub>2</sub>- or -C(O)-. In one embodiment, M<sub>13</sub> is -(CR<sup>19</sup>R<sup>20</sup>)<sub>t</sub>-NR<sup>26</sup>-(CR<sup>19</sup>R<sup>20</sup>)<sub>s</sub>- or -(CR<sup>19</sup>R<sup>20</sup>)<sub>t</sub>-NR<sup>26</sup>C(O)-(CR<sup>19</sup>R<sup>20</sup>)<sub>s</sub>-, preferably -NR<sup>26</sup>-(CR<sup>19</sup>R<sup>20</sup>)<sub>s</sub>- or -NR<sup>26</sup>C(O)-(CR<sup>19</sup>R<sup>20</sup>)<sub>s</sub>-, more preferably -NR<sup>39</sup>CR<sup>80</sup>R<sup>80</sup>- or -NR<sup>39</sup>(CR<sup>80</sup>R<sup>80</sup>)<sub>2</sub>-, A<sub>11</sub> is -CR<sup>19</sup>R<sup>20</sup>- or -C(O)-, preferably -CH<sub>2</sub>- or -C(O)-; Q<sup>91</sup> is optionally substituted lower alkyl, aryl or heteroaryl, wherein aryl or heteroaryl are optionally substituted with one or more substituents selected from the group consisting of halogen, lower alkyl, fluoro substituted lower alkyl, -NHR<sup>23</sup>, -NR<sup>23</sup>R<sup>23</sup>, -OR<sup>23</sup> and -S(O)<sub>2</sub>R<sup>23</sup>; and Q<sup>95</sup> is hydrogen, -OR<sup>23</sup>, -CN, fluoro, chloro, lower alkyl, fluoro substituted lower alkyl, cycloalkyl, heterocycloalkyl, aryl or heteroaryl, wherein cycloalkyl, heterocycloalkyl, aryl or heteroaryl are optionally substituted with one or more substituents selected from the group consisting of halogen, lower alkyl, fluoro substituted lower alkyl, -NHR<sup>23</sup>, -NR<sup>23</sup>R<sup>23</sup>, -OR<sup>23</sup> and -S(O)<sub>2</sub>R<sup>23</sup>. In one embodiment, M<sub>13</sub> is -(CR<sup>19</sup>R<sup>20</sup>)<sub>t</sub>-NR<sup>26</sup>-(CR<sup>19</sup>R<sup>20</sup>)<sub>s</sub>- or

}

$-(\text{CR}^{19}\text{R}^{20})_t-\text{NR}^{26}\text{C}(\text{O})-(\text{CR}^{19}\text{R}^{20})_s-$ , preferably  $-\text{NR}^{26}-(\text{CR}^{19}\text{R}^{20})_s-$  or  $-\text{NR}^{26}\text{C}(\text{O})-(\text{CR}^{19}\text{R}^{20})_s-$ , more preferably  $-\text{NR}^{39}\text{CR}^{80}\text{R}^{80}-$  or  $-\text{NR}^{39}(\text{CR}^{80}\text{R}^{80})_2-$ ;  $\text{A}_{11}$  is  $-\text{CR}^{19}\text{R}^{20}-$  or  $-\text{C}(\text{O})-$ , preferably  $-\text{CH}_2-$  or  $-\text{C}(\text{O})-$ ;  $\text{Q}^{91}$  is optionally substituted lower alkyl, aryl or heteroaryl, wherein aryl or heteroaryl are optionally substituted with one or more substituents selected from the group consisting of halogen, lower alkyl, fluoro substituted lower alkyl,  $-\text{NHR}^{23}$ ,  $-\text{NR}^{23}\text{R}^{23}$ ,  $-\text{OR}^{23}$  and  $-\text{S}(\text{O})_2\text{R}^{23}$ ;  $\text{Q}^{95}$  is hydrogen,  $-\text{OR}^{23}$ ,  $-\text{CN}$ , fluoro, chloro, lower alkyl, fluoro substituted lower alkyl, cycloalkyl, heterocycloalkyl, aryl or heteroaryl, wherein cycloalkyl, heterocycloalkyl, aryl or heteroaryl are optionally substituted with one or more substituents selected from the group consisting of halogen, lower alkyl, fluoro substituted lower alkyl,  $-\text{NHR}^{23}$ ,  $-\text{NR}^{23}\text{R}^{23}$ ,  $-\text{OR}^{23}$  and  $-\text{S}(\text{O})_2\text{R}^{23}$ ; and  $\text{Q}^{102}$  and  $\text{Q}^{104}$  are independently hydrogen, fluoro, chloro, methyl, or  $-\text{CF}_3$ .

**[0133]** In one embodiment of the methods provided herein, in compounds of Formula IIj,  $\text{M}_{13}$  is  $-\text{NR}^{39}\text{CH}_2-$  or  $-\text{NR}^{39}-(\text{CH}_2)_2-$ ;  $\text{A}_{11}$  is  $-\text{CH}_2-$  or  $-\text{C}(\text{O})-$ , preferably  $-\text{CH}_2-$ ;  $\text{Q}^{91}$  is aryl or heteroaryl, wherein aryl or heteroaryl are optionally substituted with one or more substituents selected from the group consisting of halogen, lower alkyl, fluoro substituted lower alkyl,  $-\text{NHR}^{41}$ ,  $-\text{NR}^{41}\text{R}^{41}$ ,  $-\text{OR}^{41}$  and  $-\text{S}(\text{O})_2\text{R}^{41}$ ;  $\text{Q}^{95}$  is hydrogen,  $-\text{CN}$ , fluoro, chloro, lower alkyl, fluoro substituted lower alkyl, lower alkoxy, fluoro substituted lower alkoxy, cycloalkyl, heterocycloalkyl, aryl or heteroaryl, wherein cycloalkyl, heterocycloalkyl, aryl or heteroaryl are optionally substituted with one or more substituents selected from the group consisting of halogen, lower alkyl, fluoro substituted lower alkyl,  $-\text{NHR}^{41}$ ,  $-\text{NR}^{41}\text{R}^{41}$ ,  $-\text{OR}^{41}$  and  $-\text{S}(\text{O})_2\text{R}^{41}$ ; and  $\text{Q}^{102}$  and  $\text{Q}^{104}$  are independently hydrogen, fluoro, chloro, lower alkyl, or fluoro substituted lower alkyl, preferably  $\text{Q}^{102}$  and  $\text{Q}^{104}$  are independently hydrogen, fluoro, chloro, methyl, or  $-\text{CF}_3$ , wherein  $\text{R}^{41}$  is as defined for Formula Ig.

**[0134]** In one embodiment of the methods provided herein, in compounds of Formula IIj,  $\text{A}_{11}$  is  $-\text{CH}_2-$  or  $-\text{C}(\text{O})-$ , preferably  $-\text{CH}_2-$ ;  $\text{Q}^{91}$  is aryl or heteroaryl, wherein aryl or heteroaryl are optionally substituted with one or more substituents selected from the group consisting of  $-\text{OR}^{41}$ ,  $-\text{SR}^{41}$ ,  $-\text{S}(\text{O})\text{R}^{41}$ ,  $-\text{S}(\text{O})_2\text{R}^{41}$ ,  $-\text{NHR}^{41}$ ,  $-\text{NR}^{41}\text{R}^{41}$ ,  $-\text{NR}^{39}\text{C}(\text{O})\text{R}^{41}$ ,  $-\text{NR}^{39}\text{S}(\text{O})_2\text{R}^{41}$ , halogen, lower alkyl, cycloalkyl, heterocycloalkyl, aryl and heteroaryl, wherein lower alkyl is optionally substituted with one or more substituents selected from the group consisting of fluoro, lower alkoxy, fluoro substituted lower alkoxy, lower alkylthio, fluoro substituted lower alkylthio, mono-alkylamino, di-alkylamino, cycloalkyl, heterocycloalkyl, aryl, and heteroaryl, wherein cycloalkyl, heterocycloalkyl, aryl, and heteroaryl as a substituent of  $\text{Q}^{91}$ , or as a substituent of lower alkyl are optionally substituted with one or more substituents selected from the group consisting of  $-\text{OH}$ ,  $-\text{NH}_2$ ,  $-\text{CN}$ ,  $-\text{NO}_2$ ,  $-\text{S}(\text{O})_2\text{NH}_2$ ,  $-\text{C}(\text{O})\text{NH}_2$ ,  $-\text{OR}^{42}$ ,  $-\text{SR}^{42}$ ,  $-\text{NHR}^{42}$ ,  $-\text{NR}^{42}\text{R}^{42}$ ,  $-\text{NR}^{39}\text{C}(\text{O})\text{R}^{42}$ ,  $-\text{NR}^{39}\text{S}(\text{O})_2\text{R}^{42}$ ,  $-\text{S}(\text{O})_2\text{R}^{42}$ , halogen, lower alkyl, fluoro substituted lower alkyl, and cycloalkylamino;  $\text{Q}^{95}$  is hydrogen,  $-\text{CN}$ ,  $-\text{OR}^{41}$ ,  $-\text{SR}^{41}$ ,  $-\text{S}(\text{O})\text{R}^{41}$ ,  $-\text{S}(\text{O})_2\text{R}^{41}$ ,  $-\text{NHR}^{41}$ ,  $-\text{NR}^{41}\text{R}^{41}$ ,

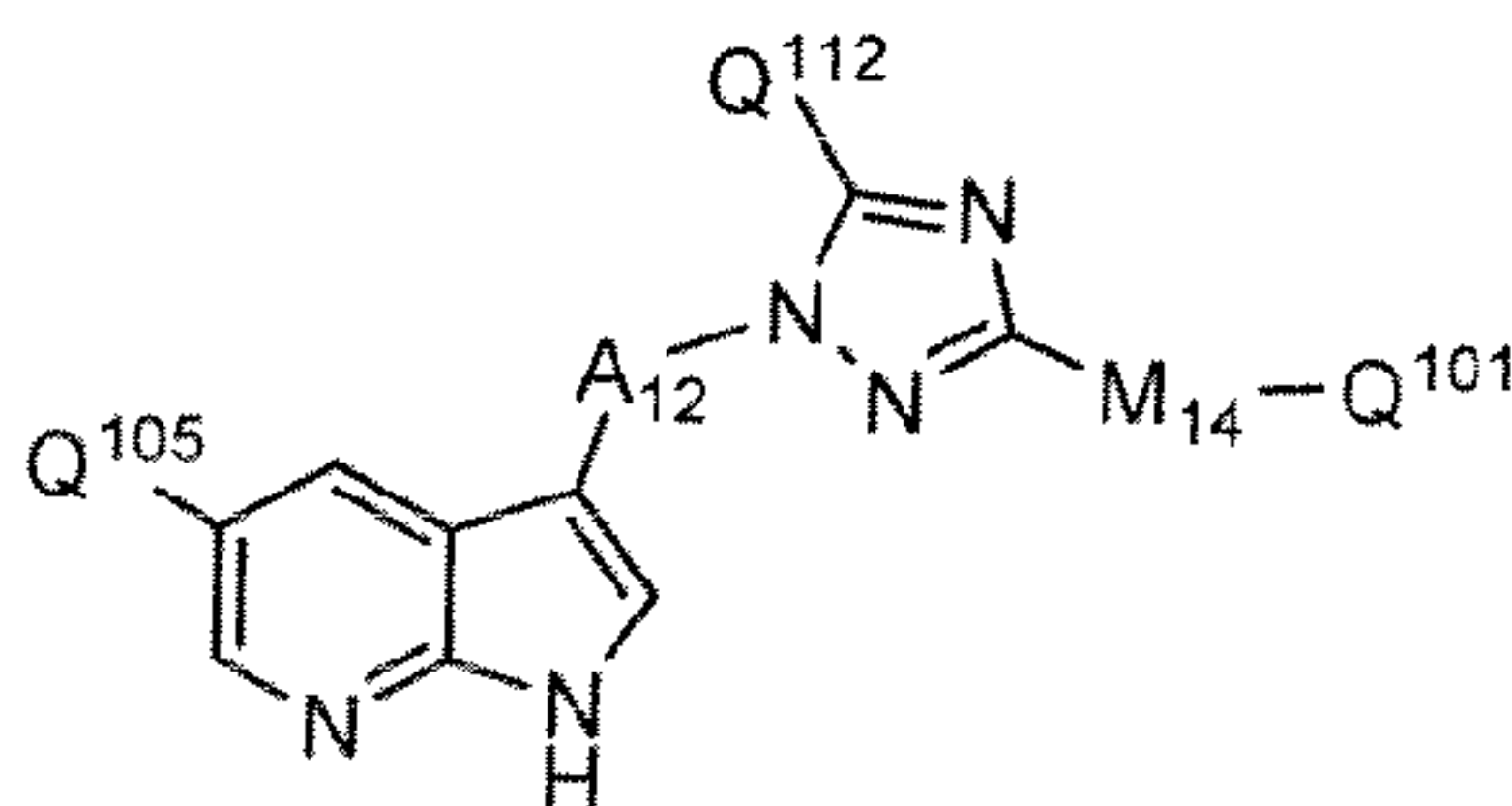
3

$-\text{NR}^{39}\text{C}(\text{O})\text{R}^{41}$ ,  $-\text{NR}^{39}\text{S}(\text{O})_2\text{R}^{41}$ , fluoro, chloro, lower alkyl, fluoro substituted lower alkyl, aryl or heteroaryl, wherein aryl or heteroaryl are optionally substituted with one or more substituents selected from the group consisting of halogen, lower alkyl, fluoro substituted lower alkyl,  $-\text{NHR}^{41}$ ,  $-\text{NR}^{41}\text{R}^{41}$ , and  $-\text{OR}^{41}$ ;  $\text{M}_{13}$  is a bond,  $-\text{NR}^{39}$ -,  $-\text{S}$ -,  $-\text{O}$ -,  $-\text{NR}^{39}\text{CH}_2$ -,  $-\text{NR}^{39}\text{CH}_2\text{CH}_2$ -,  $-\text{NR}^{39}\text{CH}(\text{R}^{40})$ -,  $-\text{SCH}_2$ -,  $-\text{OCH}_2$ -,  $-\text{C}(\text{O})\text{NR}^{39}$ -,  $-\text{S}(\text{O})_2\text{NR}^{39}$ -,  $-\text{CH}_2\text{NR}^{39}$ -,  $-\text{CH}(\text{R}^{40})\text{NR}^{39}$ -,  $-\text{NR}^{39}\text{C}(\text{O})$ -, or  $-\text{NR}^{39}\text{S}(\text{O})_2$ -, and  $\text{Q}^{102}$  and  $\text{Q}^{104}$  are independently hydrogen, halogen, lower alkyl, fluoro substituted lower alkyl,  $-\text{NR}^{44}\text{R}^{44}$ ,  $-\text{OR}^{44}$ , or  $-\text{SR}^{44}$ , provided, however, that at least one of  $\text{Q}^{102}$  and  $\text{Q}^{104}$  is hydrogen, fluoro, chloro, lower alkyl or fluoro substituted lower alkyl, wherein  $\text{R}^{39}$ ,  $\text{R}^{40}$ ,  $\text{R}^{41}$ ,  $\text{R}^{42}$  and  $\text{R}^{44}$  are as defined for Formula II.

[0135] In one embodiment of the methods provided herein, in compounds of Formula IIj,  $\text{A}_{11}$  is  $-\text{CH}_2$ -,  $\text{Q}^{91}$  is aryl or heteroaryl, wherein aryl or heteroaryl are optionally substituted with one or more substituents selected from the group consisting of fluoro, chloro, lower alkyl, fluoro substituted lower alkyl, lower alkoxy, and fluoro substituted lower alkoxy;  $\text{Q}^{95}$  is hydrogen,  $-\text{CN}$ , fluoro, chloro, lower alkyl, fluoro substituted lower alkyl, lower alkoxy, or fluoro substituted lower alkoxy;  $\text{M}_{13}$  is  $-\text{NR}^{39}\text{CH}_2$ -,  $-\text{NR}^{39}\text{CH}_2\text{CH}_2$ -, or  $-\text{NR}^{39}\text{CH}(\text{R}^{40})$ -, and  $\text{Q}^{102}$  and  $\text{Q}^{104}$  are independently hydrogen, halogen, lower alkyl, fluoro substituted lower alkyl, lower alkoxy, or fluoro substituted lower alkoxy, provided, however, that at least one of  $\text{Q}^{102}$  and  $\text{Q}^{104}$  is hydrogen, fluoro, chloro, lower alkyl or fluoro substituted lower alkyl.

[0136] In one embodiment, further to any of the embodiments of the methods provided herein, in Formula IIj above, each occurrence of  $\text{R}^{41}$  is  $\text{R}^{42}$  as defined for Formula Ig.

[0137] In one embodiment of the methods provided herein, a compound of Formula II has a structure according to the following sub-generic structure, Formula IIk,



Formula IIk,

all salts, prodrugs, tautomers, and isomers thereof,

wherein:

$\text{A}_{12}$  is selected from the group consisting of  $-\text{CR}^{19}\text{R}^{20}$ -,  $-\text{C}(\text{O})$ -,  $-\text{C}(\text{S})$ -,  $-\text{S}(\text{O})$ -, and  $-\text{S}(\text{O})_2$ -;  
 $\text{Q}^{105}$  is selected from the group consisting of hydrogen, halogen, optionally substituted lower alkyl, optionally substituted cycloalkyl, optionally substituted heterocycloalkyl, optionally substituted aryl, optionally substituted heteroaryl,  $-\text{OH}$ ,  $-\text{NH}_2$ ,  $-\text{NO}_2$ ,  $-\text{CN}$ ,  $-\text{NHC}(\text{O})\text{NH}_2$ ,  $-\text{NHC}(\text{S})\text{NH}_2$ ,  $-\text{NHS}(\text{O})_2\text{NH}_2$ ,  $-\text{C}(\text{O})\text{NH}_2$ ,  $-\text{C}(\text{S})\text{NH}_2$ ,  $-\text{S}(\text{O})_2\text{NH}_2$ ,  $-\text{NR}^{24}\text{R}^{25}$ ,  $-\text{NHR}^{23}$ ,

3

-OR<sup>23</sup>, -SR<sup>23</sup>, -C(O)R<sup>23</sup>, -C(S)R<sup>23</sup>, -S(O)R<sup>23</sup>, -S(O)<sub>2</sub>R<sup>23</sup>, -C(O)NHR<sup>23</sup>, -C(O)NR<sup>23</sup>R<sup>23</sup>,  
 -C(S)NHR<sup>23</sup>, -C(S)NR<sup>23</sup>R<sup>23</sup>, -S(O)<sub>2</sub>NHR<sup>23</sup>, -S(O)<sub>2</sub>NR<sup>23</sup>R<sup>23</sup>, -NHC(O)R<sup>23</sup>, -NR<sup>23</sup>C(O)R<sup>23</sup>,  
 -NHC(S)R<sup>23</sup>, -NR<sup>23</sup>C(S)R<sup>23</sup>, -NHS(O)<sub>2</sub>R<sup>23</sup>, -NR<sup>23</sup>S(O)<sub>2</sub>R<sup>23</sup>, -NHC(O)NHR<sup>23</sup>,  
 -NR<sup>23</sup>C(O)NH<sub>2</sub>, -NR<sup>23</sup>C(O)NHR<sup>23</sup>, -NHC(O)NR<sup>23</sup>R<sup>23</sup>, -NR<sup>23</sup>C(O)NR<sup>23</sup>R<sup>23</sup>,  
 -NHC(S)NHR<sup>23</sup>, -NR<sup>23</sup>C(S)NH<sub>2</sub>, -NR<sup>23</sup>C(S)NHR<sup>23</sup>, -NHC(S)NR<sup>23</sup>R<sup>23</sup>, -NR<sup>23</sup>C(S)NR<sup>23</sup>R<sup>23</sup>,  
 -NHS(O)<sub>2</sub>NHR<sup>23</sup>, -NR<sup>23</sup>S(O)<sub>2</sub>NH<sub>2</sub>, -NR<sup>23</sup>S(O)<sub>2</sub>NHR<sup>23</sup>, -NHS(O)<sub>2</sub>NR<sup>23</sup>R<sup>23</sup>, and  
 -NR<sup>23</sup>S(O)<sub>2</sub>NR<sup>23</sup>R<sup>23</sup>;

M<sub>14</sub>, Q<sup>101</sup>, and Q<sup>112</sup> are as defined for Formula II; and

R<sup>19</sup>, R<sup>20</sup>, R<sup>23</sup>, R<sup>24</sup>, and R<sup>25</sup> are as defined for Formula Ib.

**[0138]** In one embodiment of the methods provided herein, in compounds of Formula IIk, M<sub>14</sub> is -(CR<sup>19</sup>R<sup>20</sup>)<sub>t</sub>-NR<sup>26</sup>-(CR<sup>19</sup>R<sup>20</sup>)<sub>s</sub>- or -(CR<sup>19</sup>R<sup>20</sup>)<sub>t</sub>-NR<sup>26</sup>C(O)-(CR<sup>19</sup>R<sup>20</sup>)<sub>s</sub>-, preferably -NR<sup>26</sup>-(CR<sup>19</sup>R<sup>20</sup>)<sub>s</sub>- or -NR<sup>26</sup>C(O)-(CR<sup>19</sup>R<sup>20</sup>)<sub>s</sub>-, more preferably -NR<sup>39</sup>CR<sup>80</sup>R<sup>80</sup>- or -NR<sup>39</sup>(CR<sup>80</sup>R<sup>80</sup>)<sub>2</sub>-, wherein R<sup>39</sup> is hydrogen or lower alkyl and R<sup>80</sup> is hydrogen, lower alkyl or fluoro substituted lower alkyl, preferably hydrogen. In one embodiment, A<sub>12</sub> is -CR<sup>19</sup>R<sup>20</sup>- or -C(O)-, preferably -CH<sub>2</sub>- or -C(O)-. In one embodiment, Q<sup>101</sup> is optionally substituted lower alkyl, aryl or heteroaryl, wherein aryl or heteroaryl are optionally substituted with one or more substituents selected from the group consisting of halogen, lower alkyl, fluoro substituted lower alkyl, -NHR<sup>23</sup>, -NR<sup>23</sup>R<sup>23</sup>, -OR<sup>23</sup> and -S(O)<sub>2</sub>R<sup>23</sup> and Q<sup>105</sup> is hydrogen, -OR<sup>23</sup>, -CN, fluoro, chloro, lower alkyl, fluoro substituted lower alkyl, cycloalkyl, heterocycloalkyl, aryl or heteroaryl, wherein cycloalkyl, heterocycloalkyl, aryl or heteroaryl are optionally substituted with one or more substituents selected from the group consisting of halogen, lower alkyl, fluoro substituted lower alkyl, -NHR<sup>23</sup>, -NR<sup>23</sup>R<sup>23</sup>, -OR<sup>23</sup> and -S(O)<sub>2</sub>R<sup>23</sup>. Further to any of the above embodiments, Q<sup>112</sup> is hydrogen, fluoro, chloro, lower alkyl or fluoro substituted lower alkyl.

**[0139]** In one embodiment of the methods provided herein, in compounds of Formula IIk, M<sub>14</sub> is -(CR<sup>19</sup>R<sup>20</sup>)<sub>t</sub>-NR<sup>26</sup>-(CR<sup>19</sup>R<sup>20</sup>)<sub>s</sub>- or -(CR<sup>19</sup>R<sup>20</sup>)<sub>t</sub>-NR<sup>26</sup>C(O)-(CR<sup>19</sup>R<sup>20</sup>)<sub>s</sub>-, preferably -NR<sup>26</sup>-(CR<sup>19</sup>R<sup>20</sup>)<sub>s</sub>- or -NR<sup>26</sup>C(O)-(CR<sup>19</sup>R<sup>20</sup>)<sub>s</sub>-, more preferably -NR<sup>39</sup>CR<sup>80</sup>R<sup>80</sup>- or -NR<sup>39</sup>(CR<sup>80</sup>R<sup>80</sup>)<sub>2</sub>-, and A<sub>12</sub> is -CR<sup>19</sup>R<sup>20</sup>- or -C(O)-, preferably -CH<sub>2</sub>- or -C(O)-. In one embodiment, M<sub>14</sub> is -(CR<sup>19</sup>R<sup>20</sup>)<sub>t</sub>-NR<sup>26</sup>-(CR<sup>19</sup>R<sup>20</sup>)<sub>s</sub>- or -(CR<sup>19</sup>R<sup>20</sup>)<sub>t</sub>-NR<sup>26</sup>C(O)-(CR<sup>19</sup>R<sup>20</sup>)<sub>s</sub>-, preferably -NR<sup>26</sup>-(CR<sup>19</sup>R<sup>20</sup>)<sub>s</sub>- or -NR<sup>26</sup>C(O)-(CR<sup>19</sup>R<sup>20</sup>)<sub>s</sub>-, more preferably -NR<sup>39</sup>CR<sup>80</sup>R<sup>80</sup>- or -NR<sup>39</sup>(CR<sup>80</sup>R<sup>80</sup>)<sub>2</sub>-; A<sub>12</sub> is -CR<sup>19</sup>R<sup>20</sup>- or -C(O)-, preferably -CH<sub>2</sub>- or -C(O)-; Q<sup>101</sup> is optionally substituted lower alkyl, aryl or heteroaryl, wherein aryl or heteroaryl are optionally substituted with one or more substituents selected from the group consisting of halogen, lower alkyl, fluoro substituted lower alkyl, -NHR<sup>23</sup>, -NR<sup>23</sup>R<sup>23</sup>, -OR<sup>23</sup> and -S(O)<sub>2</sub>R<sup>23</sup>; and Q<sup>105</sup> is hydrogen, -OR<sup>23</sup>, -CN, fluoro, chloro, lower alkyl, fluoro substituted lower alkyl, cycloalkyl, heterocycloalkyl, aryl or heteroaryl, wherein cycloalkyl, heterocycloalkyl, aryl or heteroaryl are optionally substituted with one or more substituents



selected from the group consisting of halogen, lower alkyl, fluoro substituted lower alkyl,  $-NHR^{23}$ ,  $-NR^{23}R^{23}$ ,  $-OR^{23}$  and  $-S(O)_2R^{23}$ . In one embodiment,  $M_{14}$  is  $-(CR^{19}R^{20})_t-NR^{26}-(CR^{19}R^{20})_s-$  or  $-(CR^{19}R^{20})_t-NR^{26}C(O)-(CR^{19}R^{20})_s-$ , preferably  $-NR^{26}-(CR^{19}R^{20})_s-$  or  $-NR^{26}C(O)-(CR^{19}R^{20})_s-$ , more preferably  $-NR^{39}CR^{80}R^{80}-$  or  $-NR^{39}(CR^{80}R^{80})_2-$ ;  $A_{12}$  is  $-CR^{19}R^{20}-$  or  $-C(O)-$ , preferably  $-CH_2-$  or  $-C(O)-$ ;  $Q^{101}$  is optionally substituted lower alkyl, aryl or heteroaryl, wherein aryl or heteroaryl are optionally substituted with one or more substituents selected from the group consisting of halogen, lower alkyl, fluoro substituted lower alkyl,  $-NHR^{23}$ ,  $-NR^{23}R^{23}$ ,  $-OR^{23}$  and  $-S(O)_2R^{23}$ ;  $Q^{105}$  is hydrogen,  $-OR^{23}$ ,  $-CN$ , fluoro, chloro, lower alkyl, fluoro substituted lower alkyl, cycloalkyl, heterocycloalkyl, aryl or heteroaryl, wherein cycloalkyl, heterocycloalkyl, aryl or heteroaryl are optionally substituted with one or more substituents selected from the group consisting of halogen, lower alkyl, fluoro substituted lower alkyl,  $-NHR^{23}$ ,  $-NR^{23}R^{23}$ ,  $-OR^{23}$  and  $-S(O)_2R^{23}$ ; and  $Q^{112}$  is hydrogen, fluoro, chloro, lower alkyl or fluoro substituted lower alkyl.

**[0140]** In one embodiment of the methods provided herein, in compounds of Formula IIk,  $M_{14}$  is  $-NR^{39}CH_2-$  or  $-NR^{39}-(CH_2)_2-$ ;  $A_{12}$  is  $-CH_2-$  or  $-C(O)-$ , preferably  $-CH_2-$ ;  $Q^{101}$  is aryl or heteroaryl, wherein aryl or heteroaryl are optionally substituted with one or more substituents selected from the group consisting of halogen, lower alkyl, fluoro substituted lower alkyl,  $-NHR^{41}$ ,  $-NR^{41}R^{41}$ ,  $-OR^{41}$  and  $-S(O)_2R^{41}$ ;  $Q^{105}$  is hydrogen,  $-CN$ , fluoro, chloro, lower alkyl, fluoro substituted lower alkyl, lower alkoxy, fluoro substituted lower alkoxy, cycloalkyl, heterocycloalkyl, aryl or heteroaryl, wherein cycloalkyl, heterocycloalkyl, aryl or heteroaryl are optionally substituted with one or more substituents selected from the group consisting of halogen, lower alkyl, fluoro substituted lower alkyl,  $-NHR^{41}$ ,  $-NR^{41}R^{41}$ ,  $-OR^{41}$  and  $-S(O)_2R^{41}$ ; and  $Q^{112}$  is hydrogen, fluoro, chloro, lower alkyl or fluoro substituted lower alkyl, wherein  $R^{41}$  is as defined for Formula Ig.

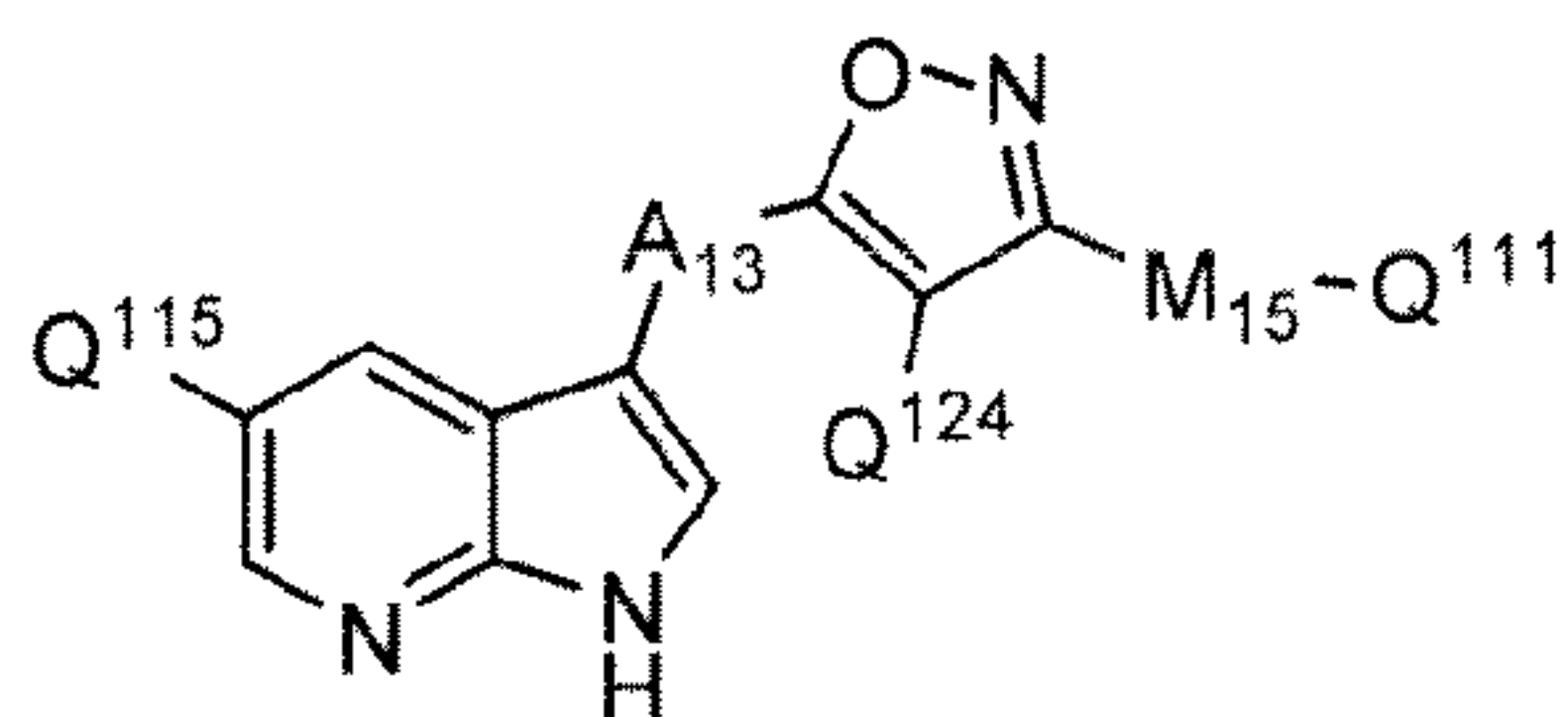
**[0141]** In one embodiment of the methods provided herein, in compounds of Formula IIk,  $A_{12}$  is  $-CH_2-$  or  $-C(O)-$ , preferably  $-CH_2-$ ;  $Q^{101}$  is aryl or heteroaryl, wherein aryl or heteroaryl are optionally substituted with one or more substituents selected from the group consisting of  $-OR^{41}$ ,  $-SR^{41}$ ,  $-S(O)R^{41}$ ,  $-S(O)_2R^{41}$ ,  $-NHR^{41}$ ,  $-NR^{41}R^{41}$ ,  $-NR^{39}C(O)R^{41}$ ,  $-NR^{39}S(O)_2R^{41}$ , halogen, lower alkyl, cycloalkyl, heterocycloalkyl, aryl and heteroaryl, wherein lower alkyl is optionally substituted with one or more substituents selected from the group consisting of fluoro, lower alkoxy, fluoro substituted lower alkoxy, lower alkylthio, fluoro substituted lower alkylthio, mono-alkylamino, di-alkylamino, cycloalkyl, heterocycloalkyl, aryl, and heteroaryl, wherein cycloalkyl, heterocycloalkyl, aryl, and heteroaryl as a substituent of  $Q^{101}$ , or as a substituent of lower alkyl are optionally substituted with one or more substituents selected from the group consisting of  $-OH$ ,  $-NH_2$ ,  $-CN$ ,  $-NO_2$ ,  $-S(O)_2NH_2$ ,  $-C(O)NH_2$ ,  $-OR^{42}$ ,  $-SR^{42}$ ,  $-NHR^{42}$ ,  $-NR^{42}R^{42}$ ,  $-NR^{39}C(O)R^{42}$ ,  $-NR^{39}S(O)_2R^{42}$ ,  $-S(O)_2R^{42}$ , halogen, lower alkyl, fluoro substituted lower alkyl, and cycloalkylamino;  $Q^{105}$  is hydrogen,  $-CN$ ,  $-OR^{41}$ ,  $-SR^{41}$ ,  $-S(O)R^{41}$ ,  $-S(O)_2R^{41}$ ,  $-NHR^{41}$ ,  $-NR^{41}R^{41}$ ,

$-\text{NR}^{39}\text{C}(\text{O})\text{R}^{41}$ ,  $-\text{NR}^{39}\text{S}(\text{O})_2\text{R}^{41}$ , fluoro, chloro, lower alkyl, fluoro substituted lower alkyl, aryl or heteroaryl, wherein aryl or heteroaryl are optionally substituted with one or more substituents selected from the group consisting of halogen, lower alkyl, fluoro substituted lower alkyl,  $-\text{NHR}^{41}$ ,  $-\text{NR}^{41}\text{R}^{41}$ , and  $-\text{OR}^{41}$ ;  $\text{M}_{14}$  is a bond,  $-\text{NR}^{39}$ -,  $-\text{S}$ -,  $-\text{O}$ -,  $-\text{NR}^{39}\text{CH}_2$ -,  $-\text{NR}^{39}\text{CH}_2\text{CH}_2$ -,  $-\text{NR}^{39}\text{CH}(\text{R}^{40})$ -,  $-\text{SCH}_2$ -,  $-\text{OCH}_2$ -,  $-\text{C}(\text{O})\text{NR}^{39}$ -,  $-\text{S}(\text{O})_2\text{NR}^{39}$ -,  $-\text{CH}_2\text{NR}^{39}$ -,  $-\text{CH}(\text{R}^{40})\text{NR}^{39}$ -,  $-\text{NR}^{39}\text{C}(\text{O})$ -, or  $-\text{NR}^{39}\text{S}(\text{O})_2$ -, and  $\text{Q}^{112}$  is hydrogen, fluoro, chloro, lower alkyl, fluoro substituted lower alkyl,  $-\text{NR}^{44}\text{R}^{44}$ ,  $-\text{OR}^{44}$ , or  $-\text{SR}^{44}$ , wherein  $\text{R}^{39}$ ,  $\text{R}^{40}$ ,  $\text{R}^{41}$ ,  $\text{R}^{42}$  and  $\text{R}^{44}$  are as defined for Formula II.

[0142] In one embodiment of the methods provided herein, in compounds of Formula IIk,  $\text{A}_{12}$  is  $-\text{CH}_2$ -,  $\text{Q}^{101}$  is aryl or heteroaryl, wherein aryl or heteroaryl are optionally substituted with one or more substituents selected from the group consisting of fluoro, chloro, lower alkyl, fluoro substituted lower alkyl, lower alkoxy, and fluoro substituted lower alkoxy;  $\text{Q}^{105}$  is hydrogen,  $-\text{CN}$ , fluoro, chloro, lower alkyl, fluoro substituted lower alkyl, lower alkoxy, or fluoro substituted lower alkoxy;  $\text{M}_{14}$  is  $-\text{NR}^{39}\text{CH}_2$ -,  $-\text{NR}^{39}\text{CH}_2\text{CH}_2$ -, or  $-\text{NR}^{39}\text{CH}(\text{R}^{40})$ -, and  $\text{Q}^{112}$  is hydrogen, fluoro, chloro, lower alkyl, fluoro substituted lower alkyl, lower alkoxy, or fluoro substituted lower alkoxy.

[0143] In one embodiment, further to any of the embodiments of the methods provided herein, in Formula IIk above, each occurrence of  $\text{R}^{41}$  is  $\text{R}^{42}$  as defined for Formula Ig.

[0144] In one embodiment of the methods provided herein, a compound of Formula II has a structure according to the following sub-generic structure, Formula IIm,



Formula IIm,

all salts, prodrugs, tautomers, and isomers thereof,

wherein:

$\text{A}_{13}$  is selected from the group consisting of  $-\text{CR}^{19}\text{R}^{20}$ -,  $-\text{C}(\text{O})$ -,  $-\text{C}(\text{S})$ -,  $-\text{S}$ -,  $-\text{S}(\text{O})$ -,  $-\text{S}(\text{O})_2$ -,  $-\text{NR}^{21}$ -, and  $-\text{O}$ -,

$\text{Q}^{115}$  is selected from the group consisting of hydrogen, halogen, optionally substituted lower alkyl, optionally substituted cycloalkyl, optionally substituted heterocycloalkyl, optionally substituted aryl, optionally substituted heteroaryl,  $-\text{OH}$ ,  $-\text{NH}_2$ ,  $-\text{NO}_2$ ,  $-\text{CN}$ ,  $-\text{NHC}(\text{O})\text{NH}_2$ ,  $-\text{NHC}(\text{S})\text{NH}_2$ ,  $-\text{NHS}(\text{O})_2\text{NH}_2$ ,  $-\text{C}(\text{O})\text{NH}_2$ ,  $-\text{C}(\text{S})\text{NH}_2$ ,  $-\text{S}(\text{O})_2\text{NH}_2$ ,  $-\text{NR}^{24}\text{R}^{25}$ ,  $-\text{NHR}^{23}$ ,  $-\text{OR}^{23}$ ,  $-\text{SR}^{23}$ ,  $-\text{C}(\text{O})\text{R}^{23}$ ,  $-\text{C}(\text{S})\text{R}^{23}$ ,  $-\text{S}(\text{O})\text{R}^{23}$ ,  $-\text{S}(\text{O})_2\text{R}^{23}$ ,  $-\text{C}(\text{O})\text{NHR}^{23}$ ,  $-\text{C}(\text{O})\text{NR}^{23}\text{R}^{23}$ ,  $-\text{C}(\text{S})\text{NHR}^{23}$ ,  $-\text{C}(\text{S})\text{NR}^{23}\text{R}^{23}$ ,  $-\text{S}(\text{O})_2\text{NHR}^{23}$ ,  $-\text{S}(\text{O})_2\text{NR}^{23}\text{R}^{23}$ ,  $-\text{NHC}(\text{O})\text{R}^{23}$ ,  $-\text{NR}^{23}\text{C}(\text{O})\text{R}^{23}$ ,  $-\text{NHC}(\text{S})\text{R}^{23}$ ,  $-\text{NR}^{23}\text{C}(\text{S})\text{R}^{23}$ ,  $-\text{NHS}(\text{O})_2\text{R}^{23}$ ,  $-\text{NR}^{23}\text{S}(\text{O})_2\text{R}^{23}$ ,  $-\text{NHC}(\text{O})\text{NHR}^{23}$ ,

-NR<sup>23</sup>C(O)NH<sub>2</sub>, -NR<sup>23</sup>C(O)NHR<sup>23</sup>, -NHC(O)NR<sup>23</sup>R<sup>23</sup>, -NR<sup>23</sup>C(O)NR<sup>23</sup>R<sup>23</sup>,  
 -NHC(S)NHR<sup>23</sup>, -NR<sup>23</sup>C(S)NH<sub>2</sub>, -NR<sup>23</sup>C(S)NHR<sup>23</sup>, -NHC(S)NR<sup>23</sup>R<sup>23</sup>, -NR<sup>23</sup>C(S)NR<sup>23</sup>R<sup>23</sup>,  
 -NHS(O)<sub>2</sub>NHR<sup>23</sup>, -NR<sup>23</sup>S(O)<sub>2</sub>NH<sub>2</sub>, -NR<sup>23</sup>S(O)<sub>2</sub>NHR<sup>23</sup>, -NHS(O)<sub>2</sub>NR<sup>23</sup>R<sup>23</sup>, and  
 -NR<sup>23</sup>S(O)<sub>2</sub>NR<sup>23</sup>R<sup>23</sup>;

M<sub>15</sub>, Q<sup>111</sup>, and Q<sup>124</sup> are as defined for Formula II; and

R<sup>19</sup>, R<sup>20</sup>, R<sup>21</sup>, R<sup>23</sup>, R<sup>24</sup>, and R<sup>25</sup> are as defined for Formula Ib.

**[0145]** In one embodiment of the methods provided herein, in compounds of Formula II<sub>m</sub>, M<sub>15</sub> is -(CR<sup>19</sup>R<sup>20</sup>)<sub>t</sub>-NR<sup>26</sup>-(CR<sup>19</sup>R<sup>20</sup>)<sub>s</sub>- or -(CR<sup>19</sup>R<sup>20</sup>)<sub>t</sub>-NR<sup>26</sup>C(O)-(CR<sup>19</sup>R<sup>20</sup>)<sub>s</sub>-, preferably -NR<sup>26</sup>-(CR<sup>19</sup>R<sup>20</sup>)<sub>s</sub>- or -NR<sup>26</sup>C(O)-(CR<sup>19</sup>R<sup>20</sup>)<sub>s</sub>-, more preferably -NR<sup>39</sup>CR<sup>80</sup>R<sup>80</sup>- or -NR<sup>39</sup>(CR<sup>80</sup>R<sup>80</sup>)<sub>2</sub>-, wherein R<sup>39</sup> is hydrogen or lower alkyl and R<sup>80</sup> is hydrogen, lower alkyl or fluoro substituted lower alkyl, preferably hydrogen. In one embodiment, A<sub>13</sub> is -CR<sup>19</sup>R<sup>20</sup>- or -C(O)-, preferably -CH<sub>2</sub>- or -C(O)-. In one embodiment, Q<sup>111</sup> is optionally substituted lower alkyl, aryl or heteroaryl, wherein aryl or heteroaryl are optionally substituted with one or more substituents selected from the group consisting of halogen, lower alkyl, fluoro substituted lower alkyl, -NHR<sup>23</sup>, -NR<sup>23</sup>R<sup>23</sup>, -OR<sup>23</sup> and -S(O)<sub>2</sub>R<sup>23</sup> and Q<sup>115</sup> is hydrogen, -OR<sup>23</sup>, -CN, fluoro, chloro, lower alkyl, fluoro substituted lower alkyl, cycloalkyl, heterocycloalkyl, aryl or heteroaryl, wherein cycloalkyl, heterocycloalkyl, aryl or heteroaryl are optionally substituted with one or more substituents selected from the group consisting of halogen, lower alkyl, fluoro substituted lower alkyl, -NHR<sup>23</sup>, -NR<sup>23</sup>R<sup>23</sup>, -OR<sup>23</sup> and -S(O)<sub>2</sub>R<sup>23</sup>. Further to any of the above embodiments, Q<sup>124</sup> is hydrogen, fluoro, chloro, lower alkyl or fluoro substituted lower alkyl.

**[0146]** In one embodiment of the methods provided herein, in compounds of Formula II<sub>m</sub>, M<sub>15</sub> is -(CR<sup>19</sup>R<sup>20</sup>)<sub>t</sub>-NR<sup>26</sup>-(CR<sup>19</sup>R<sup>20</sup>)<sub>s</sub>- or -(CR<sup>19</sup>R<sup>20</sup>)<sub>t</sub>-NR<sup>26</sup>C(O)-(CR<sup>19</sup>R<sup>20</sup>)<sub>s</sub>-, preferably -NR<sup>26</sup>-(CR<sup>19</sup>R<sup>20</sup>)<sub>s</sub>- or -NR<sup>26</sup>C(O)-(CR<sup>19</sup>R<sup>20</sup>)<sub>s</sub>-, more preferably -NR<sup>39</sup>CR<sup>80</sup>R<sup>80</sup>- or -NR<sup>39</sup>(CR<sup>80</sup>R<sup>80</sup>)<sub>2</sub>-, and A<sub>13</sub> is -CR<sup>19</sup>R<sup>20</sup>- or -C(O)-, preferably -CH<sub>2</sub>- or -C(O)-. In one embodiment, M<sub>15</sub> is -(CR<sup>19</sup>R<sup>20</sup>)<sub>t</sub>-NR<sup>26</sup>-(CR<sup>19</sup>R<sup>20</sup>)<sub>s</sub>- or -(CR<sup>19</sup>R<sup>20</sup>)<sub>t</sub>-NR<sup>26</sup>C(O)-(CR<sup>19</sup>R<sup>20</sup>)<sub>s</sub>-, preferably -NR<sup>26</sup>-(CR<sup>19</sup>R<sup>20</sup>)<sub>s</sub>- or -NR<sup>26</sup>C(O)-(CR<sup>19</sup>R<sup>20</sup>)<sub>s</sub>-, more preferably -NR<sup>39</sup>CR<sup>80</sup>R<sup>80</sup>- or -NR<sup>39</sup>(CR<sup>80</sup>R<sup>80</sup>)<sub>2</sub>-, A<sub>13</sub> is -CR<sup>19</sup>R<sup>20</sup>- or -C(O)-, preferably -CH<sub>2</sub>- or -C(O)-; Q<sup>111</sup> is optionally substituted lower alkyl, aryl or heteroaryl, wherein aryl or heteroaryl are optionally substituted with one or more substituents selected from the group consisting of halogen, lower alkyl, fluoro substituted lower alkyl, -NHR<sup>23</sup>, -NR<sup>23</sup>R<sup>23</sup>, -OR<sup>23</sup> and -S(O)<sub>2</sub>R<sup>23</sup>; and Q<sup>115</sup> is hydrogen, -OR<sup>23</sup>, -CN, fluoro, chloro, lower alkyl, fluoro substituted lower alkyl, cycloalkyl, heterocycloalkyl, aryl or heteroaryl, wherein cycloalkyl, heterocycloalkyl, aryl or heteroaryl are optionally substituted with one or more substituents selected from the group consisting of halogen, lower alkyl, fluoro substituted lower alkyl, -NHR<sup>23</sup>, -NR<sup>23</sup>R<sup>23</sup>, -OR<sup>23</sup> and -S(O)<sub>2</sub>R<sup>23</sup>. In one embodiment, M<sub>15</sub> is -(CR<sup>19</sup>R<sup>20</sup>)<sub>t</sub>-NR<sup>26</sup>-(CR<sup>19</sup>R<sup>20</sup>)<sub>s</sub>- or -(CR<sup>19</sup>R<sup>20</sup>)<sub>t</sub>-NR<sup>26</sup>C(O)-(CR<sup>19</sup>R<sup>20</sup>)<sub>s</sub>-, preferably -NR<sup>26</sup>-(CR<sup>19</sup>R<sup>20</sup>)<sub>s</sub>- or -NR<sup>26</sup>C(O)-(CR<sup>19</sup>R<sup>20</sup>)<sub>s</sub>-, more

preferably  $-\text{NR}^{39}\text{CR}^{80}\text{R}^{80}-$  or  $-\text{NR}^{39}(\text{CR}^{80}\text{R}^{80})_2-$ ;  $\text{A}_{13}$  is  $-\text{CR}^{19}\text{R}^{20}-$  or  $-\text{C}(\text{O})-$ , preferably  $-\text{CH}_2-$  or  $-\text{C}(\text{O})-$ ;  $\text{Q}^{111}$  is optionally substituted lower alkyl, aryl or heteroaryl, wherein aryl or heteroaryl are optionally substituted with one or more substituents selected from the group consisting of halogen, lower alkyl, fluoro substituted lower alkyl,  $-\text{NHR}^{23}$ ,  $-\text{NR}^{23}\text{R}^{23}$ ,  $-\text{OR}^{23}$  and  $-\text{S}(\text{O})_2\text{R}^{23}$ ;  $\text{Q}^{115}$  is hydrogen,  $-\text{OR}^{23}$ ,  $-\text{CN}$ , fluoro, chloro, lower alkyl, fluoro substituted lower alkyl, cycloalkyl, heterocycloalkyl, aryl or heteroaryl, wherein cycloalkyl, heterocycloalkyl, aryl or heteroaryl are optionally substituted with one or more substituents selected from the group consisting of halogen, lower alkyl, fluoro substituted lower alkyl,  $-\text{NHR}^{23}$ ,  $-\text{NR}^{23}\text{R}^{23}$ ,  $-\text{OR}^{23}$  and  $-\text{S}(\text{O})_2\text{R}^{23}$ ; and  $\text{Q}^{124}$  is hydrogen, fluoro, chloro, lower alkyl or fluoro substituted lower alkyl.

[0147] In one embodiment of the methods provided herein, in compounds of Formula II<sub>m</sub>,  $\text{M}_{15}$  is  $-\text{NR}^{39}\text{CH}_2-$  or  $-\text{NR}^{39}-(\text{CH}_2)_2-$ ;  $\text{A}_{13}$  is  $-\text{CH}_2-$  or  $-\text{C}(\text{O})-$ , preferably  $-\text{CH}_2-$ ;  $\text{Q}^{111}$  is aryl or heteroaryl, wherein aryl or heteroaryl are optionally substituted with one or more substituents selected from the group consisting of halogen, lower alkyl, fluoro substituted lower alkyl,  $-\text{NHR}^{41}$ ,  $-\text{NR}^{41}\text{R}^{41}$ ,  $-\text{OR}^{41}$  and  $-\text{S}(\text{O})_2\text{R}^{41}$ ;  $\text{Q}^{115}$  is hydrogen,  $-\text{CN}$ , fluoro, chloro, lower alkyl, fluoro substituted lower alkyl, lower alkoxy, fluoro substituted lower alkoxy, cycloalkyl, heterocycloalkyl, aryl or heteroaryl, wherein cycloalkyl, heterocycloalkyl, aryl or heteroaryl are optionally substituted with one or more substituents selected from the group consisting of halogen, lower alkyl, fluoro substituted lower alkyl,  $-\text{NHR}^{42}$ ,  $-\text{NR}^{42}\text{R}^{42}$ ,  $-\text{OR}^{42}$  and  $-\text{S}(\text{O})_2\text{R}^{42}$ ; and  $\text{Q}^{124}$  is hydrogen, fluoro, chloro, lower alkyl or fluoro substituted lower alkyl, wherein  $\text{R}^{41}$  is as defined for Formula Ig.

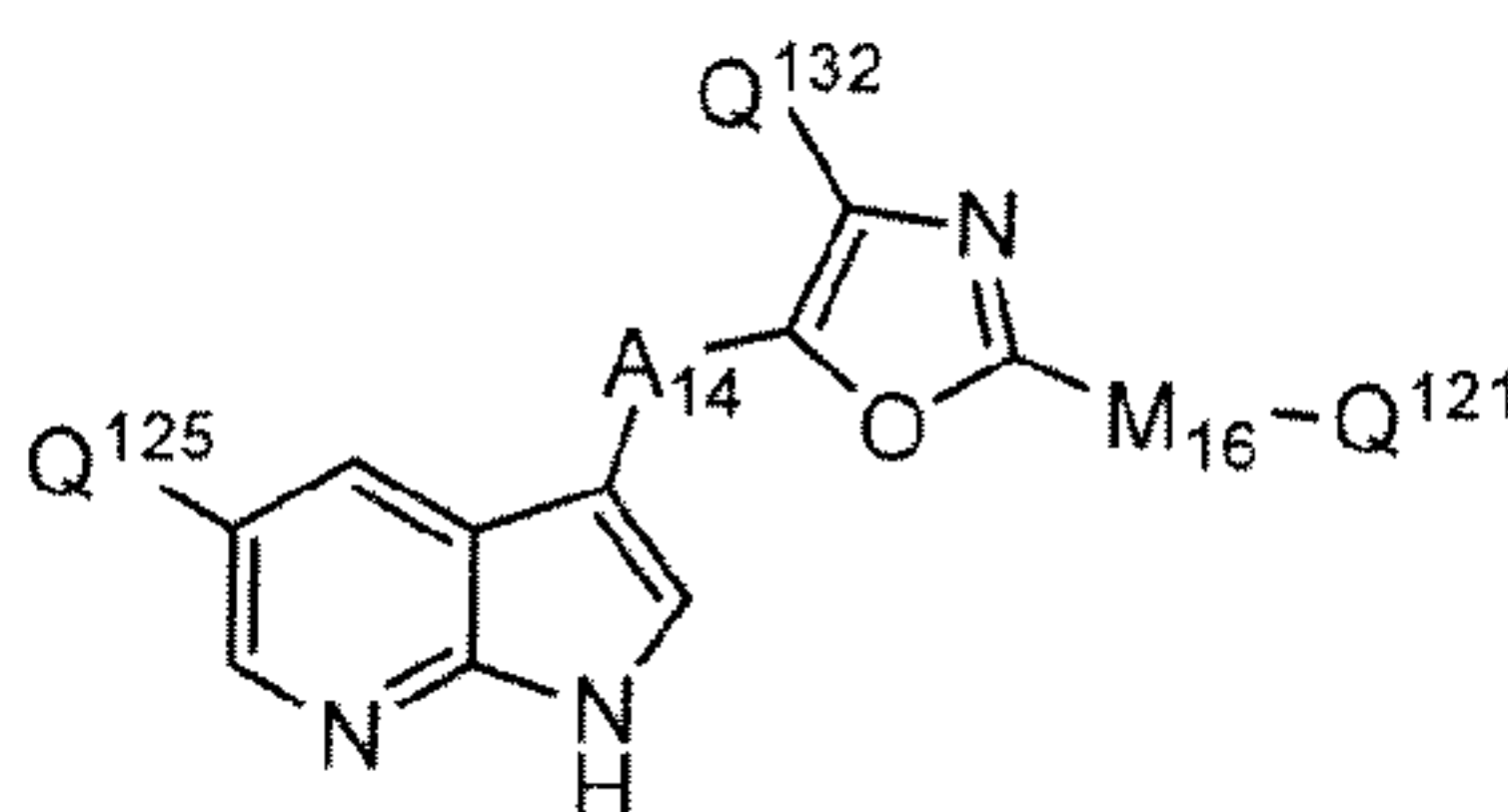
[0148] In one embodiment of the methods provided herein, in compounds of Formula II<sub>m</sub>,  $\text{A}_{13}$  is  $-\text{CH}_2-$  or  $-\text{C}(\text{O})-$ , preferably  $-\text{CH}_2-$ ;  $\text{Q}^{111}$  is aryl or heteroaryl, wherein aryl or heteroaryl are optionally substituted with one or more substituents selected from the group consisting of  $-\text{OR}^{41}$ ,  $-\text{SR}^{41}$ ,  $-\text{S}(\text{O})\text{R}^{41}$ ,  $-\text{S}(\text{O})_2\text{R}^{41}$ ,  $-\text{NHR}^{41}$ ,  $-\text{NR}^{41}\text{R}^{41}$ ,  $-\text{NR}^{39}\text{C}(\text{O})\text{R}^{41}$ ,  $-\text{NR}^{39}\text{S}(\text{O})_2\text{R}^{41}$ , halogen, lower alkyl, cycloalkyl, heterocycloalkyl, aryl and heteroaryl, wherein lower alkyl is optionally substituted with one or more substituents selected from the group consisting of fluoro, lower alkoxy, fluoro substituted lower alkoxy, lower alkylthio, fluoro substituted lower alkylthio, monoalkylamino, di-alkylamino, cycloalkyl, heterocycloalkyl, aryl, and heteroaryl, wherein cycloalkyl, heterocycloalkyl, aryl, and heteroaryl as a substituent of  $\text{Q}^{111}$ , or as a substituent of lower alkyl are optionally substituted with one or more substituents selected from the group consisting of  $-\text{OH}$ ,  $-\text{NH}_2$ ,  $-\text{CN}$ ,  $-\text{NO}_2$ ,  $-\text{S}(\text{O})_2\text{NH}_2$ ,  $-\text{C}(\text{O})\text{NH}_2$ ,  $-\text{OR}^{42}$ ,  $-\text{SR}^{42}$ ,  $-\text{NHR}^{42}$ ,  $-\text{NR}^{42}\text{R}^{42}$ ,  $-\text{NR}^{39}\text{C}(\text{O})\text{R}^{42}$ ,  $-\text{NR}^{39}\text{S}(\text{O})_2\text{R}^{42}$ ,  $-\text{S}(\text{O})_2\text{R}^{42}$ , halogen, lower alkyl, fluoro substituted lower alkyl, and cycloalkylamino;  $\text{Q}^{115}$  is hydrogen,  $-\text{CN}$ ,  $-\text{OR}^{41}$ ,  $-\text{SR}^{41}$ ,  $-\text{S}(\text{O})\text{R}^{41}$ ,  $-\text{S}(\text{O})_2\text{R}^{41}$ ,  $-\text{NHR}^{41}$ ,  $-\text{NR}^{41}\text{R}^{41}$ ,  $-\text{NR}^{39}\text{C}(\text{O})\text{R}^{41}$ ,  $-\text{NR}^{39}\text{S}(\text{O})_2\text{R}^{41}$ , fluoro, chloro, lower alkyl, fluoro substituted lower alkyl, aryl or heteroaryl, wherein aryl or heteroaryl are optionally substituted with one or more substituents selected from the group consisting of halogen, lower alkyl, fluoro substituted lower alkyl,  $-\text{NHR}^{41}$ ,

-NR<sup>41</sup>R<sup>41</sup>, and -OR<sup>41</sup>; M<sub>15</sub> is a bond, -NR<sup>39</sup>-, -S-, -O-, -NR<sup>39</sup>CH<sub>2</sub>-, -NR<sup>39</sup>CH<sub>2</sub>CH<sub>2</sub>-, -NR<sup>39</sup>CH(R<sup>40</sup>)-, -SCH<sub>2</sub>-, -OCH<sub>2</sub>-, -C(O)NR<sup>39</sup>-, -S(O)<sub>2</sub>NR<sup>39</sup>-, -CH<sub>2</sub>NR<sup>39</sup>-, -CH(R<sup>40</sup>)NR<sup>39</sup>-, -NR<sup>39</sup>C(O)-, or -NR<sup>39</sup>S(O)<sub>2</sub>-; and Q<sup>124</sup> is hydrogen, fluoro, chloro, lower alkyl, fluoro substituted lower alkyl, -NR<sup>44</sup>R<sup>44</sup>, -OR<sup>44</sup>, or -SR<sup>44</sup>, wherein R<sup>39</sup>, R<sup>40</sup>, R<sup>41</sup>, R<sup>42</sup> and R<sup>44</sup> are as defined for Formula II.

[0149] In one embodiment of the methods provided herein, in compounds of Formula II<sub>m</sub>, A<sub>13</sub> is -CH<sub>2</sub>-; Q<sup>111</sup> is aryl or heteroaryl, wherein aryl or heteroaryl are optionally substituted with one or more substituents selected from the group consisting of fluoro, chloro, lower alkyl, fluoro substituted lower alkyl, lower alkoxy, and fluoro substituted lower alkoxy; Q<sup>115</sup> is hydrogen, -CN, fluoro, chloro, lower alkyl, fluoro substituted lower alkyl, lower alkoxy, or fluoro substituted lower alkoxy; M<sub>15</sub> is -NR<sup>39</sup>CH<sub>2</sub>-, -NR<sup>39</sup>CH<sub>2</sub>CH<sub>2</sub>-, or -NR<sup>39</sup>CH(R<sup>40</sup>)-; and Q<sup>124</sup> is hydrogen, fluoro, chloro, lower alkyl, fluoro substituted lower alkyl, lower alkoxy, or fluoro substituted lower alkoxy.

[0150] In one embodiment, further to any of the embodiments of the methods provided herein, in Formula II<sub>m</sub> above, each occurrence of R<sup>41</sup> is R<sup>42</sup> as defined for Formula Ig.

[0151] In one embodiment of the methods provided herein, a compound of Formula II has a structure according to the following sub-generic structure, Formula II<sub>n</sub>,



Formula II<sub>n</sub>,

all salts, prodrugs, tautomers, and isomers thereof,

wherein:

A<sub>14</sub> is selected from the group consisting of -CR<sup>19</sup>R<sup>20</sup>-, -C(O)-, -C(S)-, -S-, -S(O)-, -S(O)<sub>2</sub>-, -NR<sup>21</sup>-, and -O-;

Q<sup>125</sup> is selected from the group consisting of hydrogen, halogen, optionally substituted lower alkyl, optionally substituted cycloalkyl, optionally substituted heterocycloalkyl, optionally substituted aryl, optionally substituted heteroaryl, -OH, -NH<sub>2</sub>, -NO<sub>2</sub>, -CN, -NHC(O)NH<sub>2</sub>, -NHC(S)NH<sub>2</sub>, -NHS(O)<sub>2</sub>NH<sub>2</sub>, -C(O)NH<sub>2</sub>, -C(S)NH<sub>2</sub>, -S(O)<sub>2</sub>NH<sub>2</sub>, -NR<sup>24</sup>R<sup>25</sup>, -NHR<sup>23</sup>, -OR<sup>23</sup>, -SR<sup>23</sup>, -C(O)R<sup>23</sup>, -C(S)R<sup>23</sup>, -S(O)R<sup>23</sup>, -S(O)<sub>2</sub>R<sup>23</sup>, -C(O)NHR<sup>23</sup>, -C(O)NR<sup>23</sup>R<sup>23</sup>, -C(S)NHR<sup>23</sup>, -C(S)NR<sup>23</sup>R<sup>23</sup>, -S(O)<sub>2</sub>NHR<sup>23</sup>, -S(O)<sub>2</sub>NR<sup>23</sup>R<sup>23</sup>, -NHC(O)R<sup>23</sup>, -NR<sup>23</sup>C(O)R<sup>23</sup>, -NHC(S)R<sup>23</sup>, -NR<sup>23</sup>C(S)R<sup>23</sup>, -NHS(O)<sub>2</sub>R<sup>23</sup>, -NR<sup>23</sup>S(O)<sub>2</sub>R<sup>23</sup>, -NHC(O)NHR<sup>23</sup>, -NR<sup>23</sup>C(O)NH<sub>2</sub>, -NR<sup>23</sup>C(O)NHR<sup>23</sup>, -NHC(O)NR<sup>23</sup>R<sup>23</sup>, -NR<sup>23</sup>C(O)NR<sup>23</sup>R<sup>23</sup>, -NHC(S)NHR<sup>23</sup>, -NR<sup>23</sup>C(S)NH<sub>2</sub>, -NR<sup>23</sup>C(S)NHR<sup>23</sup>, -NHC(S)NR<sup>23</sup>R<sup>23</sup>, -NR<sup>23</sup>C(S)NR<sup>23</sup>R<sup>23</sup>,

-NHS(O)<sub>2</sub>NHR<sup>23</sup>, -NR<sup>23</sup>S(O)<sub>2</sub>NH<sub>2</sub>, -NR<sup>23</sup>S(O)<sub>2</sub>NHR<sup>23</sup>, -NHS(O)<sub>2</sub>NR<sup>23</sup>R<sup>23</sup>, and  
-NR<sup>23</sup>S(O)<sub>2</sub>NR<sup>23</sup>R<sup>23</sup>;

M<sub>16</sub>, Q<sup>121</sup>, and Q<sup>132</sup> are as defined for Formula II; and

R<sup>19</sup>, R<sup>20</sup>, R<sup>21</sup>, R<sup>23</sup>, R<sup>24</sup>, and R<sup>25</sup> are as defined for Formula Ib.

**[0152]** In one embodiment of the methods provided herein, in compounds of Formula II<sub>n</sub>, M<sub>16</sub> is -(CR<sup>19</sup>R<sup>20</sup>)<sub>t</sub>-NR<sup>26</sup>-(CR<sup>19</sup>R<sup>20</sup>)<sub>s</sub>- or -(CR<sup>19</sup>R<sup>20</sup>)<sub>t</sub>-NR<sup>26</sup>C(O)-(CR<sup>19</sup>R<sup>20</sup>)<sub>s</sub>-, preferably -NR<sup>26</sup>-(CR<sup>19</sup>R<sup>20</sup>)<sub>s</sub>- or -NR<sup>26</sup>C(O)-(CR<sup>19</sup>R<sup>20</sup>)<sub>s</sub>-, more preferably -NR<sup>39</sup>CR<sup>80</sup>R<sup>80</sup>- or -NR<sup>39</sup>(CR<sup>80</sup>R<sup>80</sup>)<sub>2</sub>-, wherein R<sup>39</sup> is hydrogen or lower alkyl and R<sup>80</sup> is hydrogen, lower alkyl or fluoro substituted lower alkyl, preferably hydrogen. In one embodiment, A<sub>14</sub> is -CR<sup>19</sup>R<sup>20</sup>- or -C(O)-, preferably -CH<sub>2</sub>- or -C(O)-. In one embodiment, Q<sup>121</sup> is optionally substituted lower alkyl, aryl or heteroaryl, wherein aryl or heteroaryl are optionally substituted with one or more substituents selected from the group consisting of halogen, lower alkyl, fluoro substituted lower alkyl, -NHR<sup>23</sup>, -NR<sup>23</sup>R<sup>23</sup>, -OR<sup>23</sup> and -S(O)<sub>2</sub>R<sup>23</sup> and Q<sup>125</sup> is hydrogen, -OR<sup>23</sup>, -CN, fluoro, chloro, lower alkyl, fluoro substituted lower alkyl, cycloalkyl, heterocycloalkyl, aryl or heteroaryl, wherein cycloalkyl, heterocycloalkyl, aryl or heteroaryl are optionally substituted with one or more substituents selected from the group consisting of halogen, lower alkyl, fluoro substituted lower alkyl, -NHR<sup>23</sup>, -NR<sup>23</sup>R<sup>23</sup>, -OR<sup>23</sup> and -S(O)<sub>2</sub>R<sup>23</sup>. Further to any of the above embodiments, Q<sup>132</sup> is hydrogen, fluoro, chloro, lower alkyl or fluoro substituted lower alkyl.

**[0153]** In one embodiment of the methods provided herein, in compounds of Formula II<sub>n</sub>, M<sub>16</sub> is -(CR<sup>19</sup>R<sup>20</sup>)<sub>t</sub>-NR<sup>26</sup>-(CR<sup>19</sup>R<sup>20</sup>)<sub>s</sub>- or -(CR<sup>19</sup>R<sup>20</sup>)<sub>t</sub>-NR<sup>26</sup>C(O)-(CR<sup>19</sup>R<sup>20</sup>)<sub>s</sub>-, preferably -NR<sup>26</sup>-(CR<sup>19</sup>R<sup>20</sup>)<sub>s</sub>- or -NR<sup>26</sup>C(O)-(CR<sup>19</sup>R<sup>20</sup>)<sub>s</sub>-, more preferably -NR<sup>39</sup>CR<sup>80</sup>R<sup>80</sup>- or -NR<sup>39</sup>(CR<sup>80</sup>R<sup>80</sup>)<sub>2</sub>-, and A<sub>14</sub> is -CR<sup>19</sup>R<sup>20</sup>- or -C(O)-, preferably -CH<sub>2</sub>- or -C(O)-. In one embodiment, M<sub>16</sub> is -(CR<sup>19</sup>R<sup>20</sup>)<sub>t</sub>-NR<sup>26</sup>-(CR<sup>19</sup>R<sup>20</sup>)<sub>s</sub>- or -(CR<sup>19</sup>R<sup>20</sup>)<sub>t</sub>-NR<sup>26</sup>C(O)-(CR<sup>19</sup>R<sup>20</sup>)<sub>s</sub>-, preferably -NR<sup>26</sup>-(CR<sup>19</sup>R<sup>20</sup>)<sub>s</sub>- or -NR<sup>26</sup>C(O)-(CR<sup>19</sup>R<sup>20</sup>)<sub>s</sub>-, more preferably -NR<sup>39</sup>CR<sup>80</sup>R<sup>80</sup>- or -NR<sup>39</sup>(CR<sup>80</sup>R<sup>80</sup>)<sub>2</sub>-, A<sub>14</sub> is -CR<sup>19</sup>R<sup>20</sup>- or -C(O)-, preferably -CH<sub>2</sub>- or -C(O)-; Q<sup>121</sup> is optionally substituted lower alkyl, aryl or heteroaryl, wherein aryl or heteroaryl are optionally substituted with one or more substituents selected from the group consisting of halogen, lower alkyl, fluoro substituted lower alkyl, -NHR<sup>23</sup>, -NR<sup>23</sup>R<sup>23</sup>, -OR<sup>23</sup> and -S(O)<sub>2</sub>R<sup>23</sup>; and Q<sup>125</sup> is hydrogen, -OR<sup>23</sup>, -CN, fluoro, chloro, lower alkyl, fluoro substituted lower alkyl, cycloalkyl, heterocycloalkyl, aryl or heteroaryl, wherein cycloalkyl, heterocycloalkyl, aryl or heteroaryl are optionally substituted with one or more substituents selected from the group consisting of halogen, lower alkyl, fluoro substituted lower alkyl, -NHR<sup>23</sup>, -NR<sup>23</sup>R<sup>23</sup>, -OR<sup>23</sup> and -S(O)<sub>2</sub>R<sup>23</sup>. In one embodiment, M<sub>16</sub> is -(CR<sup>19</sup>R<sup>20</sup>)<sub>t</sub>-NR<sup>26</sup>-(CR<sup>19</sup>R<sup>20</sup>)<sub>s</sub>- or -(CR<sup>19</sup>R<sup>20</sup>)<sub>t</sub>-NR<sup>26</sup>C(O)-(CR<sup>19</sup>R<sup>20</sup>)<sub>s</sub>-, preferably -NR<sup>26</sup>-(CR<sup>19</sup>R<sup>20</sup>)<sub>s</sub>- or -NR<sup>26</sup>C(O)-(CR<sup>19</sup>R<sup>20</sup>)<sub>s</sub>-, more preferably -NR<sup>39</sup>CR<sup>80</sup>R<sup>80</sup>- or -NR<sup>39</sup>(CR<sup>80</sup>R<sup>80</sup>)<sub>2</sub>-, A<sub>14</sub> is -CR<sup>19</sup>R<sup>20</sup>- or -C(O)-, preferably -CH<sub>2</sub>- or -C(O)-; Q<sup>121</sup> is optionally substituted lower alkyl, aryl or heteroaryl, wherein aryl or heteroaryl are

optionally substituted with one or more substituents selected from the group consisting of halogen, lower alkyl, fluoro substituted lower alkyl,  $-\text{NHR}^{23}$ ,  $-\text{NR}^{23}\text{R}^{23}$ ,  $-\text{OR}^{23}$  and  $-\text{S}(\text{O})_2\text{R}^{23}$ ;  $\text{Q}^{125}$  is hydrogen,  $-\text{OR}^{23}$ ,  $-\text{CN}$ , fluoro, chloro, lower alkyl, fluoro substituted lower alkyl, cycloalkyl, heterocycloalkyl, aryl or heteroaryl, wherein cycloalkyl, heterocycloalkyl, aryl or heteroaryl are optionally substituted with one or more substituents selected from the group consisting of halogen, lower alkyl, fluoro substituted lower alkyl,  $-\text{NHR}^{23}$ ,  $-\text{NR}^{23}\text{R}^{23}$ ,  $-\text{OR}^{23}$  and  $-\text{S}(\text{O})_2\text{R}^{23}$ ; and  $\text{Q}^{132}$  is hydrogen, fluoro, chloro, lower alkyl or fluoro substituted lower alkyl.

**[0154]** In one embodiment of the methods provided herein, in compounds of Formula IIn,  $\text{M}_{16}$  is  $-\text{NR}^{39}\text{CH}_2-$  or  $-\text{NR}^{39}-(\text{CH}_2)_2-$ ;  $\text{A}_{14}$  is  $-\text{CH}_2-$  or  $-\text{C}(\text{O})-$ , preferably  $-\text{CH}_2-$ ;  $\text{Q}^{121}$  is optionally substituted lower alkyl, aryl or heteroaryl, wherein aryl or heteroaryl are optionally substituted with one or more substituents selected from the group consisting of halogen, lower alkyl, fluoro substituted lower alkyl,  $-\text{NHR}^{42}$ ,  $-\text{NR}^{42}\text{R}^{42}$ ,  $-\text{OR}^{42}$  and  $-\text{S}(\text{O})_2\text{R}^{42}$ ;  $\text{Q}^{125}$  is hydrogen,  $-\text{CN}$ , fluoro, chloro, lower alkyl, fluoro substituted lower alkyl, lower alkoxy, fluoro substituted lower alkoxy, cycloalkyl, heterocycloalkyl, aryl or heteroaryl, wherein cycloalkyl, heterocycloalkyl, aryl or heteroaryl are optionally substituted with one or more substituents selected from the group consisting of halogen, lower alkyl, fluoro substituted lower alkyl,  $-\text{NHR}^{41}$ ,  $-\text{NR}^{41}\text{R}^{41}$ ,  $-\text{OR}^{41}$  and  $-\text{S}(\text{O})_2\text{R}^{41}$ ; and  $\text{Q}^{132}$  is hydrogen, fluoro, chloro, lower alkyl or fluoro substituted lower alkyl, wherein  $\text{R}^{41}$  is as defined for Formula Ig.

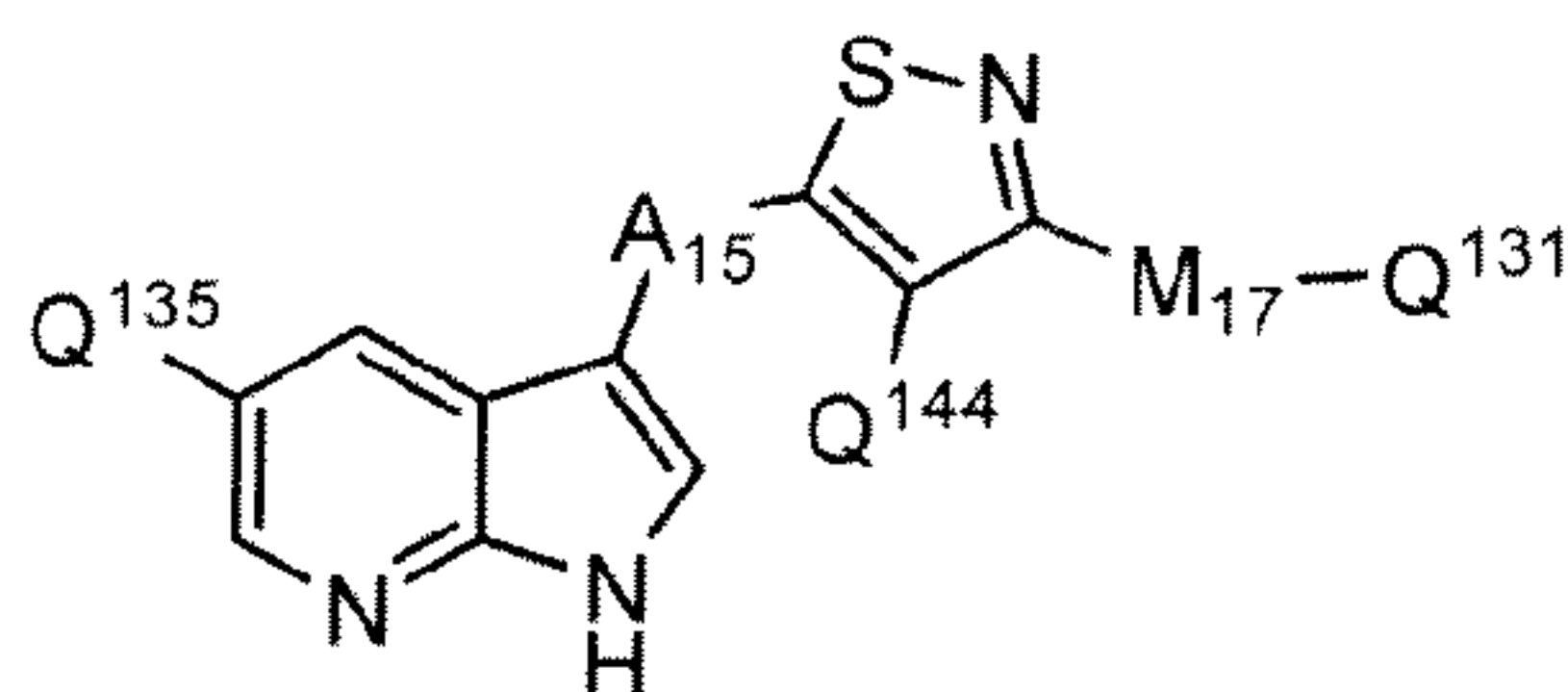
**[0155]** In one embodiment of the methods provided herein, in compounds of Formula IIn,  $\text{A}_{14}$  is  $-\text{CH}_2-$  or  $-\text{C}(\text{O})-$ , preferably  $-\text{CH}_2-$ ;  $\text{Q}^{121}$  is aryl or heteroaryl, wherein aryl or heteroaryl are optionally substituted with one or more substituents selected from the group consisting of  $-\text{OR}^{41}$ ,  $-\text{SR}^{41}$ ,  $-\text{S}(\text{O})\text{R}^{41}$ ,  $-\text{S}(\text{O})_2\text{R}^{41}$ ,  $-\text{NHR}^{41}$ ,  $-\text{NR}^{41}\text{R}^{41}$ ,  $-\text{NR}^{39}\text{C}(\text{O})\text{R}^{41}$ ,  $-\text{NR}^{39}\text{S}(\text{O})_2\text{R}^{41}$ , halogen, lower alkyl, cycloalkyl, heterocycloalkyl, aryl and heteroaryl, wherein lower alkyl is optionally substituted with one or more substituents selected from the group consisting of fluoro, lower alkoxy, fluoro substituted lower alkoxy, lower alkylthio, fluoro substituted lower alkylthio, mono-alkylamino, di-alkylamino, cycloalkyl, heterocycloalkyl, aryl, and heteroaryl, wherein cycloalkyl, heterocycloalkyl, aryl, and heteroaryl as a substituent of  $\text{Q}^{121}$ , or as a substituent of lower alkyl are optionally substituted with one or more substituents selected from the group consisting of  $-\text{OH}$ ,  $-\text{NH}_2$ ,  $-\text{CN}$ ,  $-\text{NO}_2$ ,  $-\text{S}(\text{O})_2\text{NH}_2$ ,  $-\text{C}(\text{O})\text{NH}_2$ ,  $-\text{OR}^{42}$ ,  $-\text{SR}^{42}$ ,  $-\text{NHR}^{42}$ ,  $-\text{NR}^{42}\text{R}^{42}$ ,  $-\text{NR}^{39}\text{C}(\text{O})\text{R}^{42}$ ,  $-\text{NR}^{39}\text{S}(\text{O})_2\text{R}^{42}$ ,  $-\text{S}(\text{O})_2\text{R}^{42}$ , halogen, lower alkyl, fluoro substituted lower alkyl, and cycloalkylamino;  $\text{Q}^{125}$  is hydrogen,  $-\text{CN}$ ,  $-\text{OR}^{41}$ ,  $-\text{SR}^{41}$ ,  $-\text{S}(\text{O})\text{R}^{41}$ ,  $-\text{S}(\text{O})_2\text{R}^{41}$ ,  $-\text{NHR}^{41}$ ,  $-\text{NR}^{41}\text{R}^{41}$ ,  $-\text{NR}^{39}\text{C}(\text{O})\text{R}^{41}$ ,  $-\text{NR}^{39}\text{S}(\text{O})_2\text{R}^{41}$ , fluoro, chloro, lower alkyl, fluoro substituted lower alkyl, aryl or heteroaryl, wherein aryl or heteroaryl are optionally substituted with one or more substituents selected from the group consisting of halogen, lower alkyl, fluoro substituted lower alkyl,  $-\text{NHR}^{41}$ ,  $-\text{NR}^{41}\text{R}^{41}$ , and  $-\text{OR}^{41}$ ;  $\text{M}_{16}$  is a bond,  $-\text{NR}^{39}-$ ,  $-\text{S}-$ ,  $-\text{O}-$ ,  $-\text{NR}^{39}\text{CH}_2-$ ,  $-\text{NR}^{39}\text{CH}_2\text{CH}_2-$ ,  $-\text{NR}^{39}\text{CH}(\text{R}^{40})-$ ,

-SCH<sub>2</sub>-, -OCH<sub>2</sub>-, -C(O)NR<sup>39</sup>-, -S(O)<sub>2</sub>NR<sup>39</sup>-, -CH<sub>2</sub>NR<sup>39</sup>-, -CH(R<sup>40</sup>)NR<sup>39</sup>-, -NR<sup>39</sup>C(O)-, or -NR<sup>39</sup>S(O)<sub>2</sub>-; and Q<sup>132</sup> is hydrogen, fluoro, chloro, lower alkyl, fluoro substituted lower alkyl, -NR<sup>44</sup>R<sup>44</sup>, -OR<sup>44</sup>, or -SR<sup>44</sup>, wherein R<sup>39</sup>, R<sup>40</sup>, R<sup>41</sup>, R<sup>42</sup> and R<sup>44</sup> are as defined for Formula II.

[0156] In one embodiment of the methods provided herein, in compounds of Formula II, A<sub>14</sub> is -CH<sub>2</sub>-; Q<sup>121</sup> is aryl or heteroaryl, wherein aryl or heteroaryl are optionally substituted with one or more substituents selected from the group consisting of fluoro, chloro, lower alkyl, fluoro substituted lower alkyl, lower alkoxy, and fluoro substituted lower alkoxy; Q<sup>125</sup> is hydrogen, -CN, fluoro, chloro, lower alkyl, fluoro substituted lower alkyl, lower alkoxy, or fluoro substituted lower alkoxy; M<sub>16</sub> is -NR<sup>39</sup>CH<sub>2</sub>-, -NR<sup>39</sup>CH<sub>2</sub>CH<sub>2</sub>-, or -NR<sup>39</sup>CH(R<sup>40</sup>)-; and Q<sup>132</sup> is hydrogen, fluoro, chloro, lower alkyl, fluoro substituted lower alkyl, lower alkoxy, or fluoro substituted lower alkoxy.

[0157] In one embodiment, further to any of the embodiments of the methods provided herein, in Formula II above, each occurrence of R<sup>41</sup> is R<sup>42</sup> as defined for Formula Ig.

[0158] In one embodiment of the methods provided herein, a compound of Formula II has a structure according to the following sub-generic structure, Formula Ilo,



Formula Ilo,

all salts, prodrugs, tautomers, and isomers thereof,

wherein:

A<sub>15</sub> is selected from the group consisting of -CR<sup>19</sup>R<sup>20</sup>-, -C(O)-, -C(S)-, -S-, -S(O)-, -S(O)<sub>2</sub>-, -NR<sup>21</sup>-, and -O-;

Q<sup>135</sup> is selected from the group consisting of hydrogen, halogen, optionally substituted lower alkyl, optionally substituted cycloalkyl, optionally substituted heterocycloalkyl, optionally substituted aryl, optionally substituted heteroaryl, -OH, -NH<sub>2</sub>, -NO<sub>2</sub>, -CN, -NHC(O)NH<sub>2</sub>, -NHC(S)NH<sub>2</sub>, -NHS(O)<sub>2</sub>NH<sub>2</sub>, -C(O)NH<sub>2</sub>, -C(S)NH<sub>2</sub>, -S(O)<sub>2</sub>NH<sub>2</sub>, -NR<sup>24</sup>R<sup>25</sup>, -NHR<sup>23</sup>, -OR<sup>23</sup>, -SR<sup>23</sup>, -C(O)R<sup>23</sup>, -C(S)R<sup>23</sup>, -S(O)R<sup>23</sup>, -S(O)<sub>2</sub>R<sup>23</sup>, -C(O)NHR<sup>23</sup>, -C(O)NR<sup>23</sup>R<sup>23</sup>, -C(S)NHR<sup>23</sup>, -C(S)NR<sup>23</sup>R<sup>23</sup>, -S(O)<sub>2</sub>NHR<sup>23</sup>, -S(O)<sub>2</sub>NR<sup>23</sup>R<sup>23</sup>, -NHC(O)R<sup>23</sup>, -NR<sup>23</sup>C(O)R<sup>23</sup>, -NHC(S)R<sup>23</sup>, -NR<sup>23</sup>C(S)R<sup>23</sup>, -NHS(O)<sub>2</sub>R<sup>23</sup>, -NR<sup>23</sup>S(O)<sub>2</sub>R<sup>23</sup>, -NHC(O)NHR<sup>23</sup>, -NR<sup>23</sup>C(O)NH<sub>2</sub>, -NR<sup>23</sup>C(O)NHR<sup>23</sup>, -NHC(O)NR<sup>23</sup>R<sup>23</sup>, -NR<sup>23</sup>C(O)NR<sup>23</sup>R<sup>23</sup>, -NHC(S)NHR<sup>23</sup>, -NR<sup>23</sup>C(S)NH<sub>2</sub>, -NR<sup>23</sup>C(S)NHR<sup>23</sup>, -NHC(S)NR<sup>23</sup>R<sup>23</sup>, -NR<sup>23</sup>C(S)NR<sup>23</sup>R<sup>23</sup>, -NHS(O)<sub>2</sub>NHR<sup>23</sup>, -NR<sup>23</sup>S(O)<sub>2</sub>NH<sub>2</sub>, -NR<sup>23</sup>S(O)<sub>2</sub>NHR<sup>23</sup>, -NHS(O)<sub>2</sub>NR<sup>23</sup>R<sup>23</sup>, and -NR<sup>23</sup>S(O)<sub>2</sub>NR<sup>23</sup>R<sup>23</sup>;



$M_{17}$ ,  $Q^{131}$ , and  $Q^{144}$  are as defined for Formula II; and  
 $R^{19}$ ,  $R^{20}$ ,  $R^{21}$ ,  $R^{23}$ ,  $R^{24}$ , and  $R^{25}$  are as defined for Formula Ib.

**[0159]** In one embodiment of the methods provided herein, in compounds of Formula Iio,  $M_{17}$  is  $-(CR^{19}R^{20})_t-NR^{26}-(CR^{19}R^{20})_s-$  or  $-(CR^{19}R^{20})_t-NR^{26}C(O)-(CR^{19}R^{20})_s-$ , preferably  $-NR^{26}-(CR^{19}R^{20})_s-$  or  $-NR^{26}C(O)-(CR^{19}R^{20})_s-$ , more preferably  $-NR^{39}CR^{80}R^{80}-$  or  $-NR^{39}(CR^{80}R^{80})_2-$ , wherein  $R^{39}$  is hydrogen or lower alkyl and  $R^{80}$  is hydrogen, lower alkyl or fluoro substituted lower alkyl, preferably hydrogen. In one embodiment,  $A_{15}$  is  $-CR^{19}R^{20}-$  or  $-C(O)-$ , preferably  $-CH_2-$  or  $-C(O)-$ . In one embodiment,  $Q^{131}$  is optionally substituted lower alkyl, aryl or heteroaryl, wherein aryl or heteroaryl are optionally substituted with one or more substituents selected from the group consisting of halogen, lower alkyl, fluoro substituted lower alkyl,  $-NHR^{23}$ ,  $-NR^{23}R^{23}$ ,  $-OR^{23}$  and  $-S(O)_2R^{23}$  and  $Q^{135}$  is hydrogen,  $-OR^{23}$ ,  $-CN$ , fluoro, chloro, lower alkyl, fluoro substituted lower alkyl, cycloalkyl, heterocycloalkyl, aryl or heteroaryl, wherein cycloalkyl, heterocycloalkyl, aryl or heteroaryl are optionally substituted with one or more substituents selected from the group consisting of halogen, lower alkyl, fluoro substituted lower alkyl,  $-NHR^{23}$ ,  $-NR^{23}R^{23}$ ,  $-OR^{23}$  and  $-S(O)_2R^{23}$ . Further to any of the above embodiments,  $Q^{144}$  is hydrogen, fluoro, chloro, lower alkyl, or fluoro substituted lower alkyl.

**[0160]** In one embodiment of the methods provided herein, in compounds of Formula Iio,  $M_{17}$  is  $-(CR^{19}R^{20})_t-NR^{26}-(CR^{19}R^{20})_s-$  or  $-(CR^{19}R^{20})_t-NR^{26}C(O)-(CR^{19}R^{20})_s-$ , preferably  $-NR^{26}-(CR^{19}R^{20})_s-$  or  $-NR^{26}C(O)-(CR^{19}R^{20})_s-$ , more preferably  $-NR^{39}CR^{80}R^{80}-$ ,  $-NR^{39}(CR^{80}R^{80})_2-$ , and  $A_{15}$  is  $-CR^{19}R^{20}-$  or  $-C(O)-$ , preferably  $-CH_2-$  or  $-C(O)-$ . In one embodiment,  $M_{17}$  is  $-(CR^{19}R^{20})_t-NR^{26}-(CR^{19}R^{20})_s-$  or  $-(CR^{19}R^{20})_t-NR^{26}C(O)-(CR^{19}R^{20})_s-$ , preferably  $-NR^{26}-(CR^{19}R^{20})_s-$  or  $-NR^{26}C(O)-(CR^{19}R^{20})_s-$ , more preferably  $-NR^{39}CR^{80}R^{80}-$ ,  $-NR^{39}(CR^{80}R^{80})_2-$ ;  $A_{15}$  is  $-CR^{19}R^{20}-$  or  $-C(O)-$ , preferably  $-CH_2-$  or  $-C(O)-$ ;  $Q^{131}$  is optionally substituted lower alkyl, aryl or heteroaryl, wherein aryl or heteroaryl are optionally substituted with one or more substituents selected from the group consisting of halogen, lower alkyl, fluoro substituted lower alkyl,  $-NHR^{23}$ ,  $-NR^{23}R^{23}$ ,  $-OR^{23}$  and  $-S(O)_2R^{23}$ ; and  $Q^{135}$  is hydrogen,  $-OR^{23}$ ,  $-CN$ , fluoro, chloro, lower alkyl, fluoro substituted lower alkyl, cycloalkyl, heterocycloalkyl, aryl or heteroaryl, wherein cycloalkyl, heterocycloalkyl, aryl or heteroaryl are optionally substituted with one or more substituents selected from the group consisting of halogen, lower alkyl, fluoro substituted lower alkyl,  $-NHR^{23}$ ,  $-NR^{23}R^{23}$ ,  $-OR^{23}$  and  $-S(O)_2R^{23}$ . In one embodiment,  $M_{17}$  is  $-(CR^{19}R^{20})_t-NR^{26}-(CR^{19}R^{20})_s-$  or  $-(CR^{19}R^{20})_t-NR^{26}C(O)-(CR^{19}R^{20})_s-$ , preferably  $-NR^{26}-(CR^{19}R^{20})_s-$  or  $-NR^{26}C(O)-(CR^{19}R^{20})_s-$ , more preferably  $-NR^{39}CR^{80}R^{80}-$ ,  $-NR^{39}(CR^{80}R^{80})_2-$ ;  $A_{15}$  is  $-CR^{19}R^{20}-$  or  $-C(O)-$ , preferably  $-CH_2-$  or  $-C(O)-$ ;  $Q^{131}$  is optionally substituted lower alkyl, aryl or heteroaryl, wherein aryl or heteroaryl are optionally substituted with one or more substituents selected from the group consisting of halogen, lower alkyl, fluoro substituted lower alkyl,  $-NHR^{23}$ ,  $-NR^{23}R^{23}$ ,  $-OR^{23}$  and  $-S(O)_2R^{23}$ ,  $Q^{135}$  is hydrogen,  $-OR^{23}$ ,  $-CN$ , fluoro, chloro, lower

alkyl, fluoro substituted lower alkyl, cycloalkyl, heterocycloalkyl, aryl or heteroaryl, wherein cycloalkyl, heterocycloalkyl, aryl or heteroaryl are optionally substituted with one or more substituents selected from the group consisting of halogen, lower alkyl, fluoro substituted lower alkyl,  $-\text{NHR}^{23}$ ,  $-\text{NR}^{23}\text{R}^{23}$ ,  $-\text{OR}^{23}$  and  $-\text{S}(\text{O})_2\text{R}^{23}$ ; and  $\text{Q}^{144}$  is hydrogen, fluoro, chloro, lower alkyl, or fluoro substituted lower alkyl.

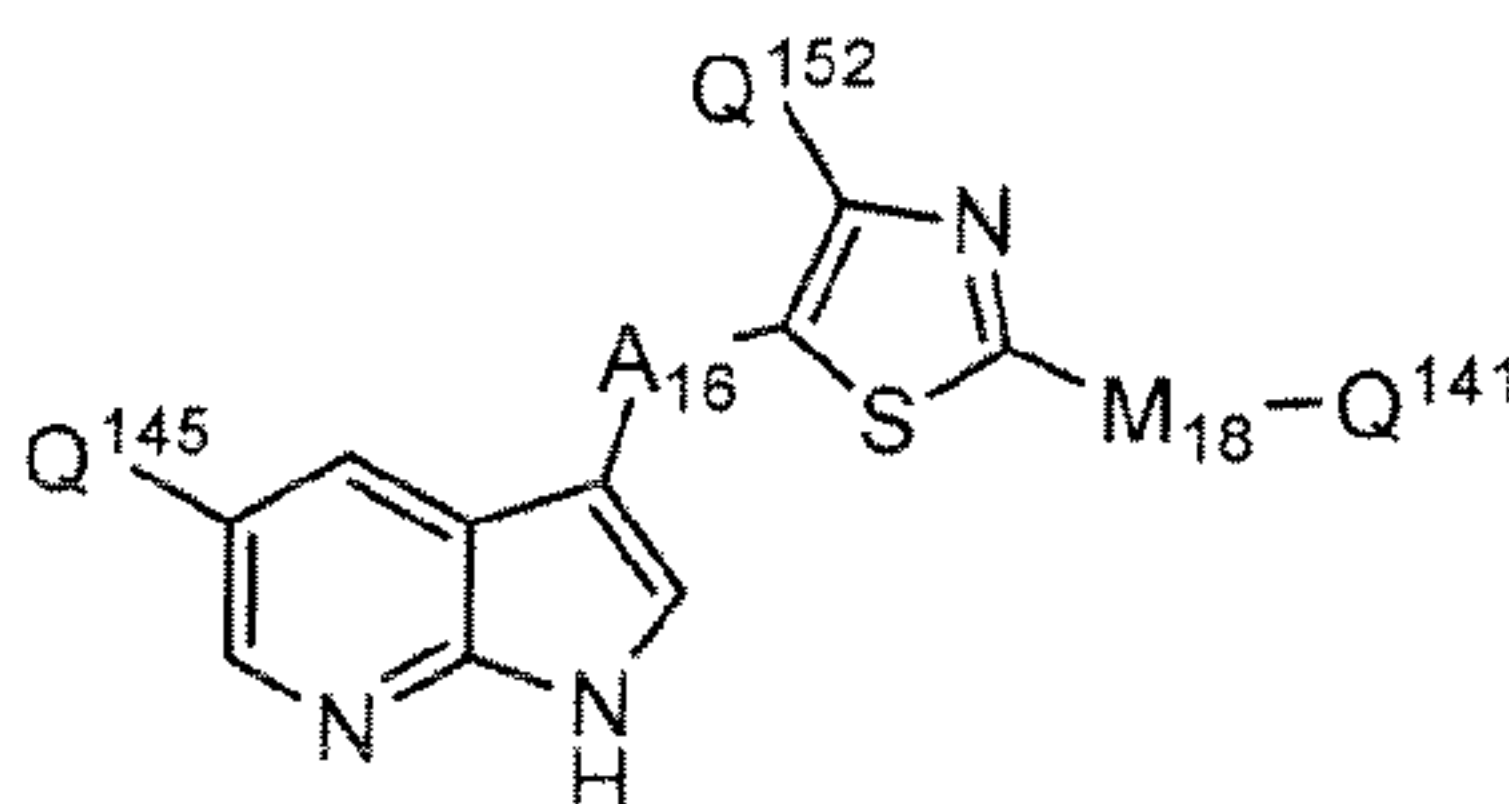
**[0161]** In one embodiment of the methods provided herein, in compounds of Formula IIo,  $\text{M}_{17}$  is  $-\text{NR}^{39}\text{CH}_2-$  or  $-\text{NR}^{39}-(\text{CH}_2)_2-$ ;  $\text{A}_{15}$  is  $-\text{CH}_2-$  or  $-\text{C}(\text{O})-$ , preferably  $-\text{CH}_2-$ ;  $\text{Q}^{131}$  is aryl or heteroaryl, wherein aryl or heteroaryl are optionally substituted with one or more substituents selected from the group consisting of halogen, lower alkyl, fluoro substituted lower alkyl,  $-\text{NHR}^{42}$ ,  $-\text{NR}^{42}\text{R}^{42}$ ,  $-\text{OR}^{42}$  and  $-\text{S}(\text{O})_2\text{R}^{42}$ ;  $\text{Q}^{135}$  is hydrogen,  $-\text{CN}$ , fluoro, chloro, lower alkyl, fluoro substituted lower alkyl, lower alkoxy, fluoro substituted lower alkoxy, cycloalkyl, heterocycloalkyl, aryl or heteroaryl, wherein cycloalkyl, heterocycloalkyl, aryl or heteroaryl are optionally substituted with one or more substituents selected from the group consisting of halogen, lower alkyl, fluoro substituted lower alkyl,  $-\text{NHR}^{41}$ ,  $-\text{NR}^{41}\text{R}^{41}$ ,  $-\text{OR}^{41}$  and  $-\text{S}(\text{O})_2\text{R}^{41}$ ; and  $\text{Q}^{144}$  is hydrogen, fluoro, chloro, lower alkyl, or fluoro substituted lower alkyl, wherein  $\text{R}^{41}$  is as defined for Formula Ig.

**[0162]** In one embodiment of the methods provided herein, in compounds of Formula IIo,  $\text{A}_{15}$  is  $-\text{CH}_2-$  or  $-\text{C}(\text{O})-$ , preferably  $-\text{CH}_2-$ ;  $\text{Q}^{131}$  is aryl or heteroaryl, wherein aryl or heteroaryl are optionally substituted with one or more substituents selected from the group consisting of  $-\text{OR}^{41}$ ,  $-\text{SR}^{41}$ ,  $-\text{S}(\text{O})\text{R}^{41}$ ,  $-\text{S}(\text{O})_2\text{R}^{41}$ ,  $-\text{NHR}^{41}$ ,  $-\text{NR}^{41}\text{R}^{41}$ ,  $-\text{NR}^{39}\text{C}(\text{O})\text{R}^{41}$ ,  $-\text{NR}^{39}\text{S}(\text{O})_2\text{R}^{41}$ , halogen, lower alkyl, cycloalkyl, heterocycloalkyl, aryl and heteroaryl, wherein lower alkyl is optionally substituted with one or more substituents selected from the group consisting of fluoro, lower alkoxy, fluoro substituted lower alkoxy, lower alkylthio, fluoro substituted lower alkylthio, mono-alkylamino, di-alkylamino, cycloalkyl, heterocycloalkyl, aryl, and heteroaryl, wherein cycloalkyl, heterocycloalkyl, aryl, and heteroaryl as a substituent of  $\text{Q}^{131}$ , or as a substituent of lower alkyl are optionally substituted with one or more substituents selected from the group consisting of  $-\text{OH}$ ,  $-\text{NH}_2$ ,  $-\text{CN}$ ,  $-\text{NO}_2$ ,  $-\text{S}(\text{O})_2\text{NH}_2$ ,  $-\text{C}(\text{O})\text{NH}_2$ ,  $-\text{OR}^{42}$ ,  $-\text{SR}^{42}$ ,  $-\text{NHR}^{42}$ ,  $-\text{NR}^{42}\text{R}^{42}$ ,  $-\text{NR}^{39}\text{C}(\text{O})\text{R}^{42}$ ,  $-\text{NR}^{39}\text{S}(\text{O})_2\text{R}^{42}$ ,  $-\text{S}(\text{O})_2\text{R}^{42}$ , halogen, lower alkyl, fluoro substituted lower alkyl, and cycloalkylamino;  $\text{Q}^{135}$  is hydrogen,  $-\text{CN}$ ,  $-\text{OR}^{41}$ ,  $-\text{SR}^{41}$ ,  $-\text{S}(\text{O})\text{R}^{41}$ ,  $-\text{S}(\text{O})_2\text{R}^{41}$ ,  $-\text{NHR}^{41}$ ,  $-\text{NR}^{41}\text{R}^{41}$ ,  $-\text{NR}^{39}\text{C}(\text{O})\text{R}^{41}$ ,  $-\text{NR}^{39}\text{S}(\text{O})_2\text{R}^{41}$ , fluoro, chloro, lower alkyl, fluoro substituted lower alkyl, aryl or heteroaryl, wherein aryl or heteroaryl are optionally substituted with one or more substituents selected from the group consisting of halogen, lower alkyl, fluoro substituted lower alkyl,  $-\text{NHR}^{41}$ ,  $-\text{NR}^{41}\text{R}^{41}$ , and  $-\text{OR}^{41}$ ;  $\text{M}_{15}$  is a bond,  $-\text{NR}^{39}-$ ,  $-\text{S}-$ ,  $-\text{O}-$ ,  $-\text{NR}^{39}\text{CH}_2-$ ,  $-\text{NR}^{39}\text{CH}_2\text{CH}_2-$ ,  $-\text{NR}^{39}\text{CH}(\text{R}^{40})-$ ,  $-\text{SCH}_2-$ ,  $-\text{OCH}_2-$ ,  $-\text{C}(\text{O})\text{NR}^{39}-$ ,  $-\text{S}(\text{O})_2\text{NR}^{39}-$ ,  $-\text{CH}_2\text{NR}^{39}-$ ,  $-\text{CH}(\text{R}^{40})\text{NR}^{39}-$ ,  $-\text{NR}^{39}\text{C}(\text{O})-$ , or  $-\text{NR}^{39}\text{S}(\text{O})_2-$ ; and  $\text{Q}^{144}$  is hydrogen, fluoro, chloro, lower alkyl, fluoro substituted lower alkyl,  $-\text{NR}^{44}\text{R}^{44}$ ,  $-\text{OR}^{44}$ , or  $-\text{SR}^{44}$ , wherein  $\text{R}^{39}$ ,  $\text{R}^{40}$ ,  $\text{R}^{41}$ ,  $\text{R}^{42}$  and  $\text{R}^{44}$  are as defined for Formula II.

[0163] In one embodiment of the methods provided herein, in compounds of Formula Ilo,  $A_{15}$  is  $-CH_2-$ ;  $Q^{131}$  is aryl or heteroaryl, wherein aryl or heteroaryl are optionally substituted with one or more substituents selected from the group consisting of fluoro, chloro, lower alkyl, fluoro substituted lower alkyl, lower alkoxy, and fluoro substituted lower alkoxy;  $Q^{135}$  is hydrogen,  $-CN$ , fluoro, chloro, lower alkyl, fluoro substituted lower alkyl, lower alkoxy, or fluoro substituted lower alkoxy;  $M_{15}$  is  $-NR^{39}CH_2-$ ,  $-NR^{39}CH_2CH_2-$ , or  $-NR^{39}CH(R^{40})-$ ; and  $Q^{144}$  is hydrogen, fluoro, chloro, lower alkyl, fluoro substituted lower alkyl, lower alkoxy, or fluoro substituted lower alkoxy.

[0164] In one embodiment, further to any of the embodiments of the methods provided herein, in Formula Ilo above, each occurrence of  $R^{41}$  is  $R^{42}$  as defined for Formula Ig.

[0165] In one embodiment of the methods provided herein, a compound of Formula II has a structure according to the following sub-generic structure, Formula IIp,



Formula IIp,

all salts, prodrugs, tautomers, and isomers thereof,

wherein:

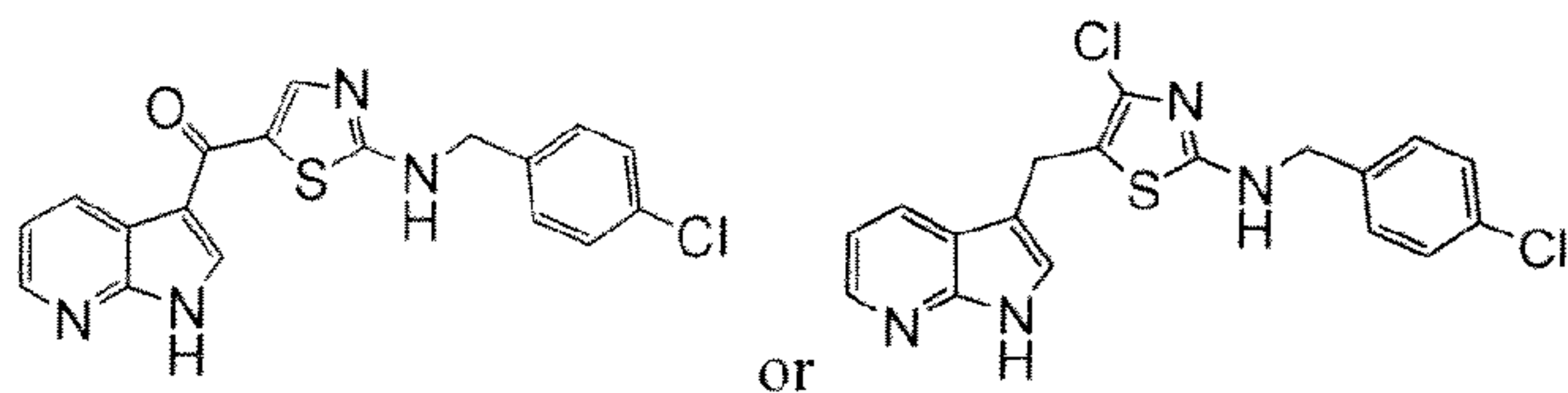
$A_{16}$  is selected from the group consisting of  $-CR^{19}R^{20}$ -,  $-C(O)-$ ,  $-C(S)-$ ,  $-S-$ ,  $-S(O)-$ ,  $-S(O)_2-$ ,  $-NR^{21}$ -, and  $-O-$ ;

$Q^{145}$  is selected from the group consisting of hydrogen, halogen, optionally substituted lower alkyl, optionally substituted cycloalkyl, optionally substituted heterocycloalkyl, optionally substituted aryl, optionally substituted heteroaryl,  $-OH$ ,  $-NH_2$ ,  $-NO_2$ ,  $-CN$ ,  $-NHC(O)NH_2$ ,  $-NHC(S)NH_2$ ,  $-NHS(O)_2NH_2$ ,  $-C(O)NH_2$ ,  $-C(S)NH_2$ ,  $-S(O)_2NH_2$ ,  $-NR^{24}R^{25}$ ,  $-NHR^{23}$ ,  $-OR^{23}$ ,  $-SR^{23}$ ,  $-C(O)R^{23}$ ,  $-C(S)R^{23}$ ,  $-S(O)R^{23}$ ,  $-S(O)_2R^{23}$ ,  $-C(O)NHR^{23}$ ,  $-C(O)NR^{23}R^{23}$ ,  $-C(S)NHR^{23}$ ,  $-C(S)NR^{23}R^{23}$ ,  $-S(O)_2NHR^{23}$ ,  $-S(O)_2NR^{23}R^{23}$ ,  $-NHC(O)R^{23}$ ,  $-NR^{23}C(O)R^{23}$ ,  $-NHC(S)R^{23}$ ,  $-NR^{23}C(S)R^{23}$ ,  $-NHS(O)_2R^{23}$ ,  $-NR^{23}S(O)_2R^{23}$ ,  $-NHC(O)NHR^{23}$ ,  $-NR^{23}C(O)NH_2$ ,  $-NR^{23}C(O)NHR^{23}$ ,  $-NHC(O)NR^{23}R^{23}$ ,  $-NR^{23}C(O)NR^{23}R^{23}$ ,  $-NHC(S)NHR^{23}$ ,  $-NR^{23}C(S)NH_2$ ,  $-NR^{23}C(S)NHR^{23}$ ,  $-NHC(S)NR^{23}R^{23}$ ,  $-NR^{23}C(S)NR^{23}R^{23}$ ,  $-NHS(O)_2NHR^{23}$ ,  $-NR^{23}S(O)_2NH_2$ ,  $-NR^{23}S(O)_2NHR^{23}$ ,  $-NHS(O)_2NR^{23}R^{23}$ , and  $-NR^{23}S(O)_2NR^{23}R^{23}$ ;

$M_{18}$ ,  $Q^{141}$ , and  $Q^{152}$  are as defined for Formula II; and

$R^{19}$ ,  $R^{20}$ ,  $R^{21}$ ,  $R^{23}$ ,  $R^{24}$ , and  $R^{25}$  are as defined for Formula Ib.

[0166] In certain embodiments of the methods provided herein, the compound is not



[0167] In one embodiment of the methods provided herein, in compounds of Formula IIp,  $M_{18}$  is  $-(CR^{19}R^{20})_t-NR^{26}-(CR^{19}R^{20})_s-$  or  $-(CR^{19}R^{20})_t-NR^{26}C(O)-(CR^{19}R^{20})_s-$ , preferably  $-NR^{26}-(CR^{19}R^{20})_s-$  or  $-NR^{26}C(O)-(CR^{19}R^{20})_s-$ , more preferably  $-NR^{39}CR^{80}R^{80}-$  or  $-NR^{39}(CR^{80}R^{80})_2-$ , wherein  $R^{39}$  is hydrogen or lower alkyl and  $R^{80}$  is hydrogen, lower alkyl or fluoro substituted lower alkyl, preferably hydrogen. In one embodiment,  $A_{16}$  is  $-CR^{19}R^{20}-$  or  $-C(O)-$ , preferably  $-CH_2-$  or  $-C(O)-$ . In one embodiment,  $Q^{141}$  is optionally substituted lower alkyl, aryl or heteroaryl, wherein aryl or heteroaryl are optionally substituted with one or more substituents selected from the group consisting of halogen, lower alkyl, fluoro substituted lower alkyl,  $-NHR^{23}$ ,  $-NR^{23}R^{23}$ ,  $-OR^{23}$  and  $-S(O)_2R^{23}$  and  $Q^{145}$  is hydrogen,  $-OR^{23}$ ,  $-CN$ , fluoro, chloro, lower alkyl, fluoro substituted lower alkyl, cycloalkyl, heterocycloalkyl, aryl or heteroaryl, wherein cycloalkyl, heterocycloalkyl, aryl or heteroaryl are optionally substituted with one or more substituents selected from the group consisting of halogen, lower alkyl, fluoro substituted lower alkyl,  $-NHR^{23}$ ,  $-NR^{23}R^{23}$ ,  $-OR^{23}$  and  $-S(O)_2R^{23}$ . Further to any of the above embodiments,  $Q^{152}$  is hydrogen, fluoro, chloro, lower alkyl, or fluoro substituted lower alkyl.

[0168] In one embodiment of the methods provided herein, in compounds of Formula IIp,  $M_{18}$  is  $-(CR^{19}R^{20})_t-NR^{26}-(CR^{19}R^{20})_s-$  or  $-(CR^{19}R^{20})_t-NR^{26}C(O)-(CR^{19}R^{20})_s-$ , preferably  $-NR^{26}-(CR^{19}R^{20})_s-$  or  $-NR^{26}C(O)-(CR^{19}R^{20})_s-$ , more preferably  $-NR^{39}CR^{80}R^{80}-$  or  $-NR^{39}(CR^{80}R^{80})_2-$ , and  $A_{16}$  is  $-CR^{19}R^{20}-$  or  $-C(O)-$ , preferably  $-CH_2-$  or  $-C(O)-$ . In one embodiment,  $M_{18}$  is  $-(CR^{19}R^{20})_t-NR^{26}-(CR^{19}R^{20})_s-$  or  $-(CR^{19}R^{20})_t-NR^{26}C(O)-(CR^{19}R^{20})_s-$ , preferably  $-NR^{26}-(CR^{19}R^{20})_s-$  or  $-NR^{26}C(O)-(CR^{19}R^{20})_s-$ , more preferably  $-NR^{39}CR^{80}R^{80}-$  or  $-NR^{39}(CR^{80}R^{80})_2-$ ;  $A_{16}$  is  $-CR^{19}R^{20}-$  or  $-C(O)-$ , preferably  $-CH_2-$  or  $-C(O)-$ ;  $Q^{141}$  is optionally substituted lower alkyl, aryl or heteroaryl, wherein aryl or heteroaryl are optionally substituted with one or more substituents selected from the group consisting of halogen, lower alkyl, fluoro substituted lower alkyl,  $-NHR^{23}$ ,  $-NR^{23}R^{23}$ ,  $-OR^{23}$  and  $-S(O)_2R^{23}$ ; and  $Q^{145}$  is hydrogen,  $-OR^{23}$ ,  $-CN$ , fluoro, chloro, lower alkyl, fluoro substituted lower alkyl, cycloalkyl, heterocycloalkyl, aryl or heteroaryl, wherein cycloalkyl, heterocycloalkyl, aryl or heteroaryl are optionally substituted with one or more substituents selected from the group consisting of halogen, lower alkyl, fluoro substituted lower alkyl,  $-NHR^{23}$ ,  $-NR^{23}R^{23}$ ,  $-OR^{23}$  and  $-S(O)_2R^{23}$ . In one embodiment,  $M_{18}$  is  $-(CR^{19}R^{20})_t-NR^{26}-(CR^{19}R^{20})_s-$  or  $-(CR^{19}R^{20})_t-NR^{26}C(O)-(CR^{19}R^{20})_s-$ , preferably  $-NR^{26}-(CR^{19}R^{20})_s-$  or  $-NR^{26}C(O)-(CR^{19}R^{20})_s-$ , more preferably  $-NR^{39}CR^{80}R^{80}-$  or  $-NR^{39}(CR^{80}R^{80})_2-$ ;  $A_{16}$  is  $-CR^{19}R^{20}-$  or  $-C(O)-$ , preferably  $-CH_2-$  or

-C(O)-;  $Q^{141}$  is optionally substituted lower alkyl, aryl or heteroaryl, wherein aryl or heteroaryl are optionally substituted with one or more substituents selected from the group consisting of halogen, lower alkyl, fluoro substituted lower alkyl,  $-NHR^{23}$ ,  $-NR^{23}R^{23}$ ,  $-OR^{23}$  and  $-S(O)_2R^{23}$ ;  $Q^{145}$  is hydrogen,  $-OR^{23}$ ,  $-CN$ , fluoro, chloro, lower alkyl, fluoro substituted lower alkyl, cycloalkyl, heterocycloalkyl, aryl or heteroaryl, wherein cycloalkyl, heterocycloalkyl, aryl or heteroaryl are optionally substituted with one or more substituents selected from the group consisting of halogen, lower alkyl, fluoro substituted lower alkyl,  $-NHR^{23}$ ,  $-NR^{23}R^{23}$ ,  $-OR^{23}$  and  $-S(O)_2R^{23}$ ; and  $Q^{152}$  is hydrogen, fluoro, chloro, lower alkyl, or fluoro substituted lower alkyl.

**[0169]** In one embodiment of the methods provided herein, in compounds of Formula Iip,  $M_{18}$  is  $-NR^{39}CH_2-$  or  $-NR^{39}-(CH_2)_2-$ ;  $A_{16}$  is  $-CH_2-$  or  $-C(O)-$ , preferably  $-CH_2-$ ;  $Q^{141}$  is aryl or heteroaryl, wherein aryl or heteroaryl are optionally substituted with one or more substituents selected from the group consisting of halogen, lower alkyl, fluoro substituted lower alkyl,  $-NHR^{41}$ ,  $-NR^{41}R^{41}$ ,  $-OR^{41}$  and  $-S(O)_2R^{41}$ ;  $Q^{145}$  is hydrogen,  $-CN$ , fluoro, chloro, lower alkyl, fluoro substituted lower alkyl, lower alkoxy, fluoro substituted lower alkoxy, cycloalkyl, heterocycloalkyl, aryl or heteroaryl, wherein cycloalkyl, heterocycloalkyl, aryl or heteroaryl are optionally substituted with one or more substituents selected from the group consisting of halogen, lower alkyl, fluoro substituted lower alkyl,  $-NHR^{41}$ ,  $-NR^{41}R^{41}$ ,  $-OR^{41}$  and  $-S(O)_2R^{41}$ ; and  $Q^{152}$  is hydrogen, fluoro, chloro, lower alkyl, or fluoro substituted lower alkyl, wherein  $R^{41}$  is as defined for Formula Ig.

**[0170]** In one embodiment of the methods provided herein, in compounds of Formula Iip,  $A_{16}$  is  $-CH_2-$  or  $-C(O)-$ , preferably  $-CH_2-$ ;  $Q^{141}$  is aryl or heteroaryl, wherein aryl or heteroaryl are optionally substituted with one or more substituents selected from the group consisting of  $-OR^{41}$ ,  $-SR^{41}$ ,  $-S(O)R^{41}$ ,  $-S(O)_2R^{41}$ ,  $-NHR^{41}$ ,  $-NR^{41}R^{41}$ ,  $-NR^{39}C(O)R^{41}$ ,  $-NR^{39}S(O)_2R^{41}$ , halogen, lower alkyl, cycloalkyl, heterocycloalkyl, aryl and heteroaryl, wherein lower alkyl is optionally substituted with one or more substituents selected from the group consisting of fluoro, lower alkoxy, fluoro substituted lower alkoxy, lower alkylthio, fluoro substituted lower alkylthio, mono-alkylamino, di-alkylamino, cycloalkyl, heterocycloalkyl, aryl, and heteroaryl, wherein cycloalkyl, heterocycloalkyl, aryl, and heteroaryl as a substituent of  $Q^{141}$ , or as a substituent of lower alkyl are optionally substituted with one or more substituents selected from the group consisting of  $-OH$ ,  $-NH_2$ ,  $-CN$ ,  $-NO_2$ ,  $-S(O)_2NH_2$ ,  $-C(O)NH_2$ ,  $-OR^{42}$ ,  $-SR^{42}$ ,  $-NHR^{42}$ ,  $-NR^{42}R^{42}$ ,  $-NR^{39}C(O)R^{42}$ ,  $-NR^{39}S(O)_2R^{42}$ ,  $-S(O)_2R^{42}$ , halogen, lower alkyl, fluoro substituted lower alkyl, and cycloalkylamino;  $Q^{145}$  is hydrogen,  $-CN$ ,  $-OR^{41}$ ,  $-SR^{41}$ ,  $-S(O)R^{41}$ ,  $-S(O)_2R^{41}$ ,  $-NHR^{41}$ ,  $-NR^{41}R^{41}$ ,  $-NR^{39}C(O)R^{41}$ ,  $-NR^{39}S(O)_2R^{41}$ , fluoro, chloro, lower alkyl, fluoro substituted lower alkyl, aryl or heteroaryl, wherein aryl or heteroaryl are optionally substituted with one or more substituents selected from the group consisting of halogen, lower alkyl, fluoro substituted lower alkyl,  $-NHR^{41}$ ,  $-NR^{41}R^{41}$ , and  $-OR^{41}$ ;  $M_{18}$  is a bond,  $-NR^{39}-$ ,  $-S-$ ,  $-O-$ ,  $-NR^{39}CH_2-$ ,  $-NR^{39}CH_2CH_2-$ ,  $-NR^{39}CH(R^{40})-$ ,

-SCH<sub>2</sub>-, -OCH<sub>2</sub>-, -C(O)NR<sup>39</sup>-, -S(O)<sub>2</sub>NR<sup>39</sup>-, -CH<sub>2</sub>NR<sup>39</sup>-, -CH(R<sup>40</sup>)NR<sup>39</sup>-, -NR<sup>39</sup>C(O)-, or -NR<sup>39</sup>S(O)<sub>2</sub>-; and Q<sup>152</sup> is hydrogen, fluoro, chloro, lower alkyl, fluoro substituted lower alkyl, -NR<sup>44</sup>R<sup>44</sup>, -OR<sup>44</sup>, or -SR<sup>44</sup>, wherein R<sup>39</sup>, R<sup>40</sup>, R<sup>41</sup>, R<sup>42</sup> and R<sup>44</sup> are as defined for Formula II.

[0171] In one embodiment of the methods provided herein, in compounds of Formula Iip, A<sub>16</sub> is -CH<sub>2</sub>-; Q<sup>141</sup> is aryl or heteroaryl, wherein aryl or heteroaryl are optionally substituted with one or more substituents selected from the group consisting of fluoro, chloro, lower alkyl, fluoro substituted lower alkyl, lower alkoxy, and fluoro substituted lower alkoxy; Q<sup>145</sup> is hydrogen, -CN, fluoro, chloro, lower alkyl, fluoro substituted lower alkyl, lower alkoxy, or fluoro substituted lower alkoxy; M<sub>18</sub> is -NR<sup>39</sup>CH<sub>2</sub>-, -NR<sup>39</sup>CH<sub>2</sub>CH<sub>2</sub>-, or -NR<sup>39</sup>CH(R<sup>40</sup>)-; and Q<sup>152</sup> is hydrogen, fluoro, chloro, lower alkyl, fluoro substituted lower alkyl, lower alkoxy, or fluoro substituted lower alkoxy.

[0172] In one embodiment, further to any of the embodiments of the methods provided herein, in Formula Iip above, each occurrence of R<sup>41</sup> is R<sup>42</sup> as defined for Formula Ig.

[0173] In one embodiment of the methods provided herein, in compounds of Formula Iip, M<sub>18</sub> is -NH-CH<sub>2</sub>- or -NH-(CH<sub>2</sub>)<sub>2</sub>-, preferably -NH-CH<sub>2</sub>-; A<sub>16</sub> is -CH<sub>2</sub>- or -C(O)-, preferably -CH<sub>2</sub>-; Q<sup>141</sup> is aryl or heteroaryl, wherein aryl or heteroaryl are optionally substituted with 1 or 2 substituents selected from the group consisting of fluoro, chloro, lower alkyl, fluoro substituted lower alkyl, lower alkoxy, fluoro substituted lower alkoxy, and heterocycloalkyl; Q<sup>145</sup> is hydrogen, -CN, fluoro, chloro, lower alkyl, fluoro substituted lower alkyl, lower alkoxy, or fluoro substituted lower alkoxy, preferably hydrogen, -CN, or chloro; and Q<sup>152</sup> is hydrogen, fluoro, chloro, lower alkyl, or fluoro substituted lower alkyl, preferably hydrogen or chloro, more preferably chloro.

[0174] In one embodiment of the methods provided herein, the compound of Formula Ih is selected from the group consisting of

[4-Chloro-5-(1H-pyrrolo[2,3-b]pyridin-3-ylmethyl)-thiazol-2-yl]-(4-fluoro-benzyl)-amine  
**(P-0156),**

[4-Ethyl-5-(1H-pyrrolo[2,3-b]pyridin-3-ylmethyl)-thiazol-2-yl]-(4-fluoro-benzyl)-amine **(P-0162),**  
(4-Fluoro-benzyl)-[4-methyl-5-(1H-pyrrolo[2,3-b]pyridin-3-ylmethyl)-thiazol-2-yl]-amine  
**(P-0163),**

[4-Chloro-5-(1H-pyrrolo[2,3-b]pyridin-3-ylmethyl)-thiazol-2-yl]-pyridin-3-ylmethyl-amine  
**(P-0164),**

[4-Chloro-5-(1H-pyrrolo[2,3-b]pyridin-3-ylmethyl)-thiazol-2-yl]-pyridin-2-ylmethyl-amine  
**(P-0167),**

[4-Chloro-5-(1H-pyrrolo[2,3-b]pyridin-3-ylmethyl)-thiazol-2-yl]-pyridin-4-ylmethyl-amine  
**(P-0168),**

[4-Chloro-5-(1H-pyrrolo[2,3-b]pyridin-3-ylmethyl)-thiazol-2-yl]-(6-methyl-pyridin-2-ylmethyl)-

amine (**P-0171**),  
[4-Chloro-5-(1H-pyrrolo[2,3-b]pyridin-3-ylmethyl)-thiazol-2-yl]-(1,5-dimethyl-1H-pyrazol-3-ylmethyl)-amine (**P-0172**),  
[4-Chloro-5-(1H-pyrrolo[2,3-b]pyridin-3-ylmethyl)-thiazol-2-yl]-(6-trifluoromethyl-pyridin-3-ylmethyl)-amine (**P-0173**),  
[4-Chloro-5-(1H-pyrrolo[2,3-b]pyridin-3-ylmethyl)-thiazol-2-yl]-(2,5-dimethyl-2H-pyrazol-3-ylmethyl)-amine (**P-0175**),  
[2-(4-Fluoro-benzylamino)-thiazol-5-yl]-(1H-pyrrolo[2,3-b]pyridin-3-yl)-methanone (**P-0177**),  
{2-[(4-Chloro-benzyl)-methyl-amino]-thiazol-5-yl}-(1H-pyrrolo[2,3-b]pyridin-3-yl)-methanone (**P-0178**),  
[4-Chloro-5-(5-chloro-1H-pyrrolo[2,3-b]pyridin-3-ylmethyl)-thiazol-2-yl]-thiazol-2-ylmethyl-amine (**P-0189**),  
[4-Chloro-5-(5-chloro-1H-pyrrolo[2,3-b]pyridin-3-ylmethyl)-thiazol-2-yl]-(6-methoxy-pyridin-3-ylmethyl)-amine (**P-0190**),  
Benzyl-[4-chloro-5-(5-chloro-1H-pyrrolo[2,3-b]pyridin-3-ylmethyl)-thiazol-2-yl]-amine (**P-0192**),  
[4-Chloro-5-(5-chloro-1H-pyrrolo[2,3-b]pyridin-3-ylmethyl)-thiazol-2-yl]-(3-methoxy-benzyl)-amine (**P-0193**),  
(4-Chloro-benzyl)-[4-chloro-5-(5-chloro-1H-pyrrolo[2,3-b]pyridin-3-ylmethyl)-thiazol-2-yl]-amine (**P-0194**),  
[4-Chloro-5-(5-chloro-1H-pyrrolo[2,3-b]pyridin-3-ylmethyl)-thiazol-2-yl]-(4-fluoro-benzyl)-amine (**P-0195**),  
[4-Chloro-5-(5-chloro-1H-pyrrolo[2,3-b]pyridin-3-ylmethyl)-thiazol-2-yl]-(2,4-dimethyl-thiazol-5-ylmethyl)-amine (**P-0196**),  
[4-Chloro-5-(5-chloro-1H-pyrrolo[2,3-b]pyridin-3-ylmethyl)-thiazol-2-yl]-(2-ethyl-5-methyl-3H-imidazol-4-ylmethyl)-amine (**P-0197**),  
[4-Chloro-5-(5-chloro-1H-pyrrolo[2,3-b]pyridin-3-ylmethyl)-thiazol-2-yl]-(2-ethyl-2H-pyrazol-3-ylmethyl)-amine (**P-0198**),  
[4-Chloro-5-(5-chloro-1H-pyrrolo[2,3-b]pyridin-3-ylmethyl)-thiazol-2-yl]-(6-methoxy-pyridin-2-ylmethyl)-amine (**P-0199**),  
[4-Chloro-5-(5-chloro-1H-pyrrolo[2,3-b]pyridin-3-ylmethyl)-thiazol-2-yl]-(3-fluoro-pyridin-4-ylmethyl)-amine (**P-0200**),  
[4-Chloro-5-(5-chloro-1H-pyrrolo[2,3-b]pyridin-3-ylmethyl)-thiazol-2-yl]-(2-methyl-thiazol-4-ylmethyl)-amine (**P-0201**),  
[4-Chloro-5-(5-chloro-1H-pyrrolo[2,3-b]pyridin-3-ylmethyl)-thiazol-2-yl]-(4-methyl-thiazol-5-ylmethyl)-amine (**P-0202**),  
[4-Chloro-5-(5-chloro-1H-pyrrolo[2,3-b]pyridin-3-ylmethyl)-thiazol-2-yl]-(5-chloro-pyridin-2-

ylmethyl)-amine (**P-0203**),  
[4-Chloro-5-(1H-pyrrolo[2,3-b]pyridin-3-ylmethyl)-thiazol-2-yl]-(2,4-dimethyl-thiazol-5-ylmethyl)-amine (**P-0204**),  
[4-Chloro-5-(1H-pyrrolo[2,3-b]pyridin-3-ylmethyl)-thiazol-2-yl]-(2-ethyl-5-methyl-3H-imidazol-4-ylmethyl)-amine (**P-0205**),  
[4-Chloro-5-(1H-pyrrolo[2,3-b]pyridin-3-ylmethyl)-thiazol-2-yl]-(5-fluoro-pyridin-2-ylmethyl)-amine (**P-0206**),  
[4-Chloro-5-(1H-pyrrolo[2,3-b]pyridin-3-ylmethyl)-thiazol-2-yl]-(5-methoxy-pyridin-3-ylmethyl)-amine (**P-0207**),  
[4-Chloro-5-(1H-pyrrolo[2,3-b]pyridin-3-ylmethyl)-thiazol-2-yl]-(4,5-dimethyl-thiophen-2-ylmethyl)-amine (**P-0208**),  
[4-Chloro-5-(1H-pyrrolo[2,3-b]pyridin-3-ylmethyl)-thiazol-2-yl]-(2,5-dimethyl-thiophen-3-ylmethyl)-amine (**P-0209**),  
[4-Chloro-5-(5-chloro-1H-pyrrolo[2,3-b]pyridin-3-ylmethyl)-thiazol-2-yl]-(5-fluoro-pyridin-3-ylmethyl)-amine (**P-0231**),  
[4-Chloro-5-(5-chloro-1H-pyrrolo[2,3-b]pyridin-3-ylmethyl)-thiazol-2-yl]-pyridin-3-ylmethyl-amine (**P-0236**),  
[4-Chloro-5-(5-chloro-1H-pyrrolo[2,3-b]pyridin-3-ylmethyl)-thiazol-2-yl]-pyridin-4-ylmethyl-amine (**P-0237**),  
[4-Chloro-5-(5-chloro-1H-pyrrolo[2,3-b]pyridin-3-ylmethyl)-thiazol-2-yl]-(3-chloro-pyridin-4-ylmethyl)-amine (**P-0238**),  
[4-Chloro-5-(5-chloro-1H-pyrrolo[2,3-b]pyridin-3-ylmethyl)-thiazol-2-yl]-(1-ethyl-1H-pyrazol-4-ylmethyl)-amine (**P-0239**),  
[4-Chloro-5-(5-chloro-1H-pyrrolo[2,3-b]pyridin-3-ylmethyl)-thiazol-2-yl]-(5-fluoro-pyridin-2-ylmethyl)-amine (**P-0240**),  
[4-Chloro-5-(5-chloro-1H-pyrrolo[2,3-b]pyridin-3-ylmethyl)-thiazol-2-yl]-(5-methoxy-pyridin-3-ylmethyl)-amine (**P-0241**),  
[4-Chloro-5-(5-chloro-1H-pyrrolo[2,3-b]pyridin-3-ylmethyl)-thiazol-2-yl]-(6-trifluoromethyl-pyridin-3-ylmethyl)-amine (**P-0242**),  
[4-Chloro-5-(5-chloro-1H-pyrrolo[2,3-b]pyridin-3-ylmethyl)-thiazol-2-yl]-(2-chloro-6-fluoro-benzyl)-amine (**P-0243**),  
[4-Chloro-5-(5-chloro-1H-pyrrolo[2,3-b]pyridin-3-ylmethyl)-thiazol-2-yl]-phenethyl-amine (**P-0244**),  
[4-Chloro-5-(5-chloro-1H-pyrrolo[2,3-b]pyridin-3-ylmethyl)-thiazol-2-yl]-(2,4-difluoro-benzyl)-amine (**P-0245**),  
[4-Chloro-5-(5-chloro-1H-pyrrolo[2,3-b]pyridin-3-ylmethyl)-thiazol-2-yl]-(2-fluoro-benzyl)-



amine (**P-0246**),

[4-Chloro-5-(5-chloro-1H-pyrrolo[2,3-b]pyridin-3-ylmethyl)-thiazol-2-yl]-(2-methoxy-pyridin-3-ylmethyl)-amine (**P-0247**),

(2-Chloro-benzyl)-[4-chloro-5-(5-chloro-1H-pyrrolo[2,3-b]pyridin-3-ylmethyl)-thiazol-2-yl]-amine (**P-0248**),

[4-Chloro-5-(5-chloro-1H-pyrrolo[2,3-b]pyridin-3-ylmethyl)-thiazol-2-yl]-(2-methyl-benzyl)-amine (**P-0249**),

[4-Chloro-5-(5-chloro-1H-pyrrolo[2,3-b]pyridin-3-ylmethyl)-thiazol-2-yl]-(2-chloro-4-fluoro-benzyl)-amine (**P-0250**),

[4-Chloro-5-(5-chloro-1H-pyrrolo[2,3-b]pyridin-3-ylmethyl)-thiazol-2-yl]-(3-fluoro-pyridin-2-ylmethyl)-amine (**P-0251**),

[4-Chloro-5-(5-chloro-1H-pyrrolo[2,3-b]pyridin-3-ylmethyl)-thiazol-2-yl]-(6-morpholin-4-yl-pyridin-2-ylmethyl)-amine (**P-0252**),

[4-Chloro-5-(5-chloro-1H-pyrrolo[2,3-b]pyridin-3-ylmethyl)-thiazol-2-yl]-(3,5-dichloro-pyridin-4-ylmethyl)-amine (**P-0253**),

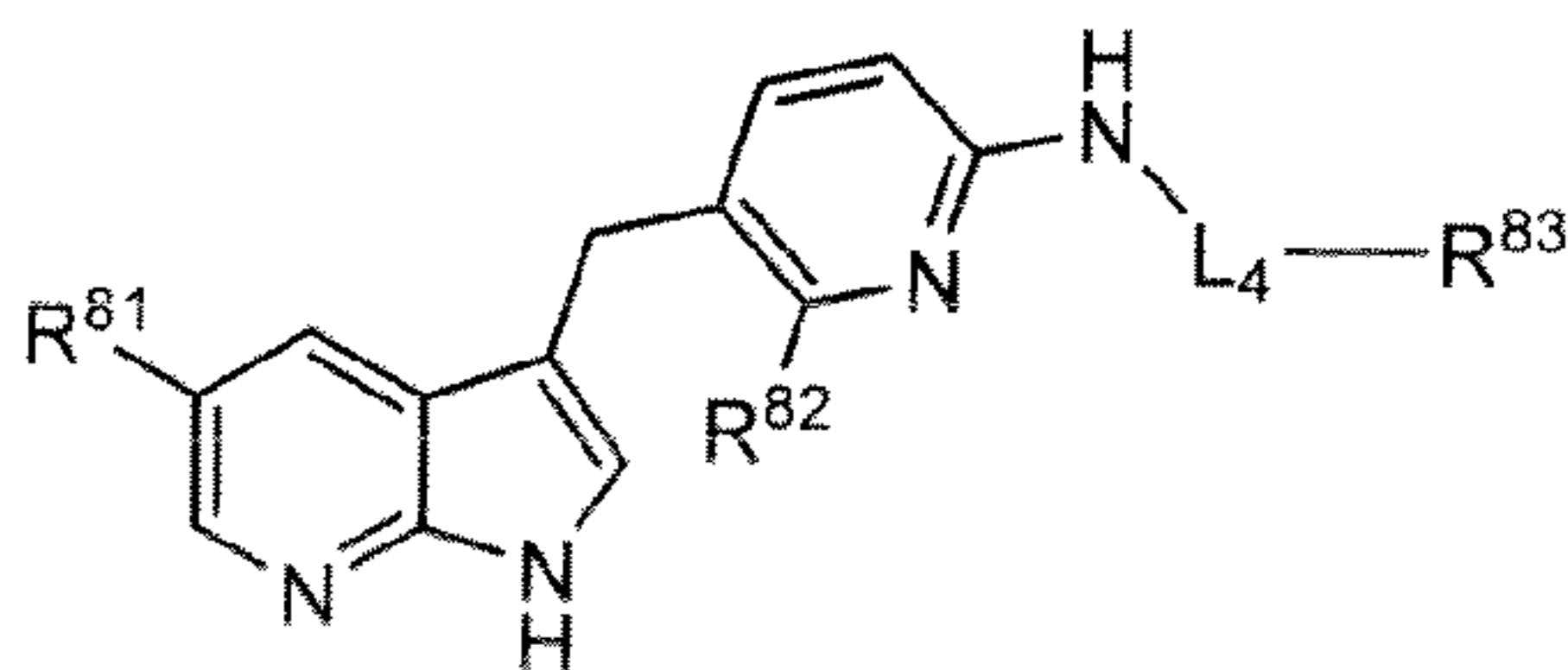
[4-Chloro-5-(5-chloro-1H-pyrrolo[2,3-b]pyridin-3-ylmethyl)-thiazol-2-yl]-(2-trifluoromethyl-benzyl)-amine (**P-0254**),

[4-Chloro-5-(5-chloro-1H-pyrrolo[2,3-b]pyridin-3-ylmethyl)-thiazol-2-yl]-(6-methyl-pyridin-2-ylmethyl)-amine (**P-0255**) and

[5-(5-Chloro-1H-pyrrolo[2,3-b]pyridin-3-ylmethyl)-thiazol-2-yl]-(4-fluoro-benzyl)-amine (**P-0290**), or

all salts, prodrugs, tautomers, or isomers thereof.

[0175] In one embodiment of the methods provided herein, a compound of Formula I has a structure according to the following sub-generic structure, Formula III,



Formula III,

all salts, prodrugs, tautomers, or isomers thereof,

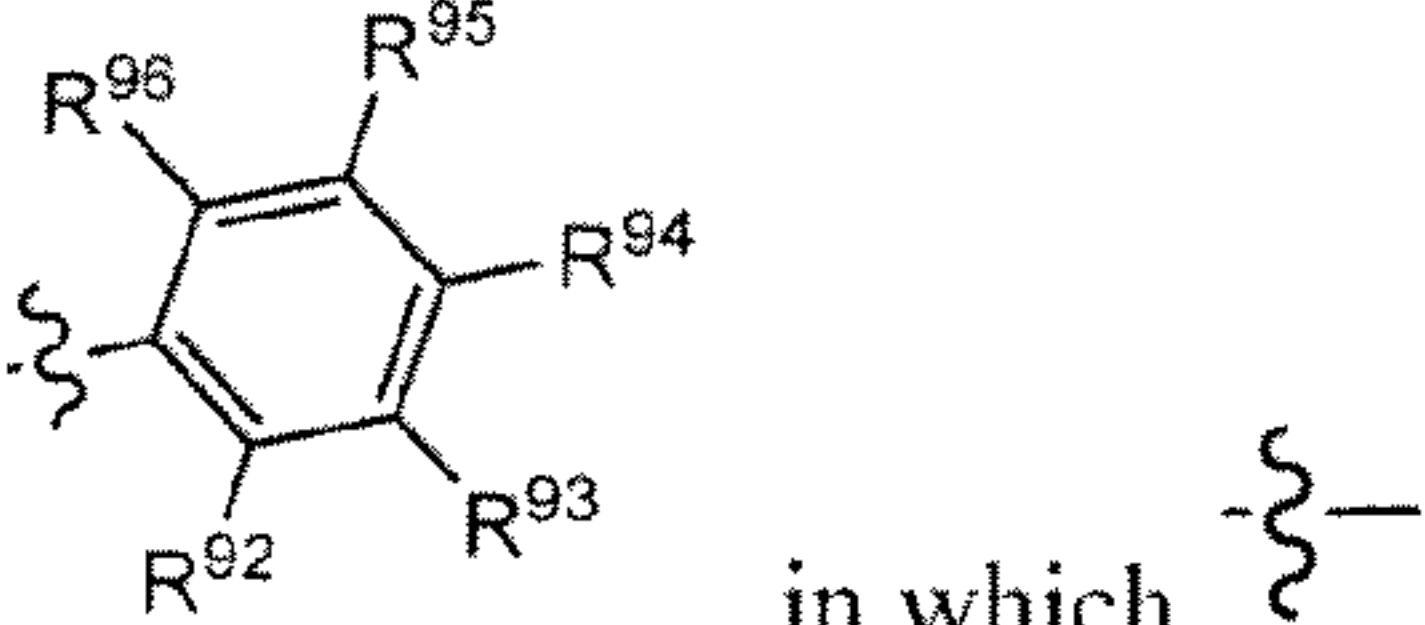
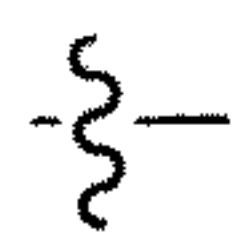
wherein:

$L_4$  is  $-CH_2-$ ,  $-CH_2CH_2-$ ,  $-CH(R^{40})-$ ,  $-C(O)-$ , or  $-C(O)NH-$ ;

$R^{81}$  is selected from the group consisting of hydrogen,  $-OR^{41}$ ,  $-CN$ , fluoro, chloro, lower alkyl, fluoro substituted lower alkyl, cycloalkyl, heterocycloalkyl, aryl and heteroaryl, wherein cycloalkyl, heterocycloalkyl, aryl or heteroaryl are optionally substituted with one or more

substituents selected from the group consisting of halogen, lower alkyl, fluoro substituted lower alkyl,  $-NHR^{41}$ ,  $-NR^{41}R^{41}$ ,  $-OR^{41}$  and  $-S(O)_2R^{41}$ ;

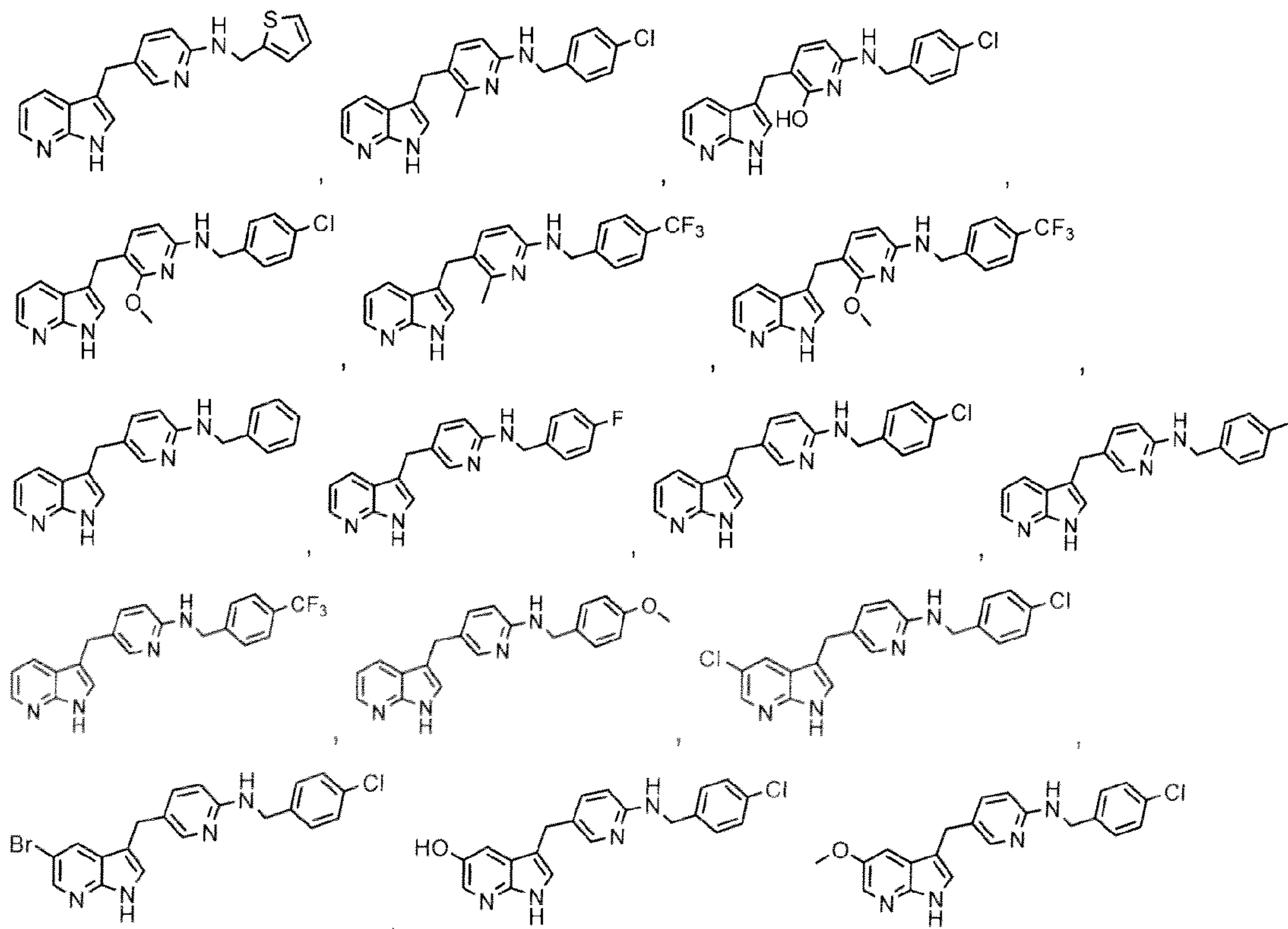
$R^{82}$  is selected from the group consisting of hydrogen,  $C_{1-3}$  alkyl, fluoro substituted  $C_{2-3}$ alkyl, OH,  $C_{1-3}$  alkoxy, and fluoro substituted  $C_{1-3}$  alkoxy;

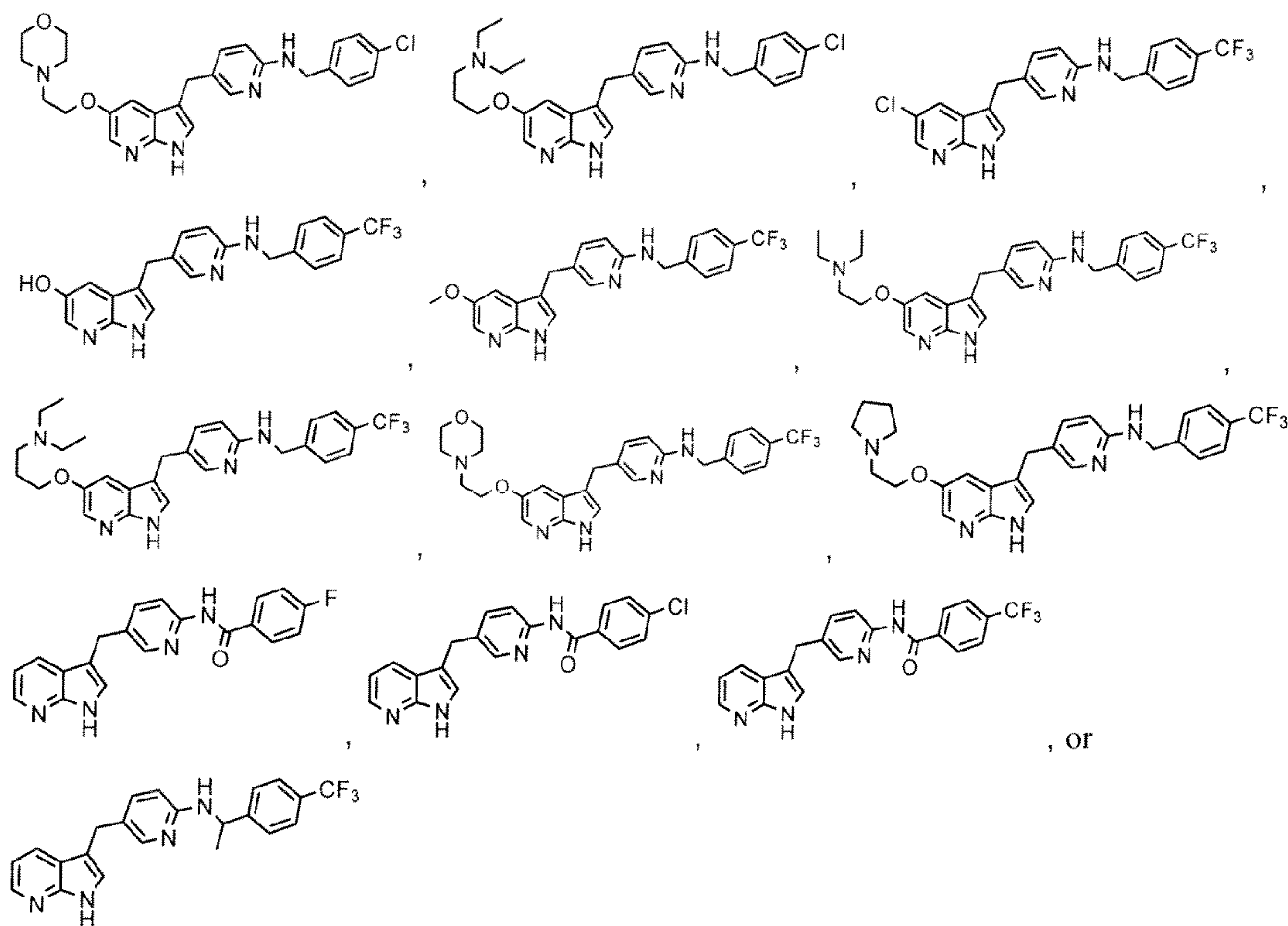
$R^{83}$  is heterocycloalkyl, heteroaryl, or , in which  indicates the attachment point of  $R^{83}$  to  $L_4$  of Formula III, wherein heterocycloalkyl or heteroaryl are optionally substituted with one or more substituents selected from the group consisting of halogen, lower alkyl, fluoro substituted lower alkyl, cycloalkylamino,  $-NHR^{41}$ ,  $-NR^{41}R^{41}$ ,  $-OR^{41}$  and  $-S(O)_2R^{41}$ ;

$R^{92}$ ,  $R^{93}$ ,  $R^{94}$ ,  $R^{95}$ , and  $R^{96}$  are independently selected from the group consisting of hydrogen, halogen, lower alkyl, fluoro substituted lower alkyl, cycloalkylamino,  $-NHS(O)_2R^{41}$ ,  $-NHC(O)R^{41}$ ,  $-NHR^{41}$ ,  $-NR^{41}R^{41}$ ,  $-OR^{41}$  and  $-S(O)_2R^{41}$ ; and

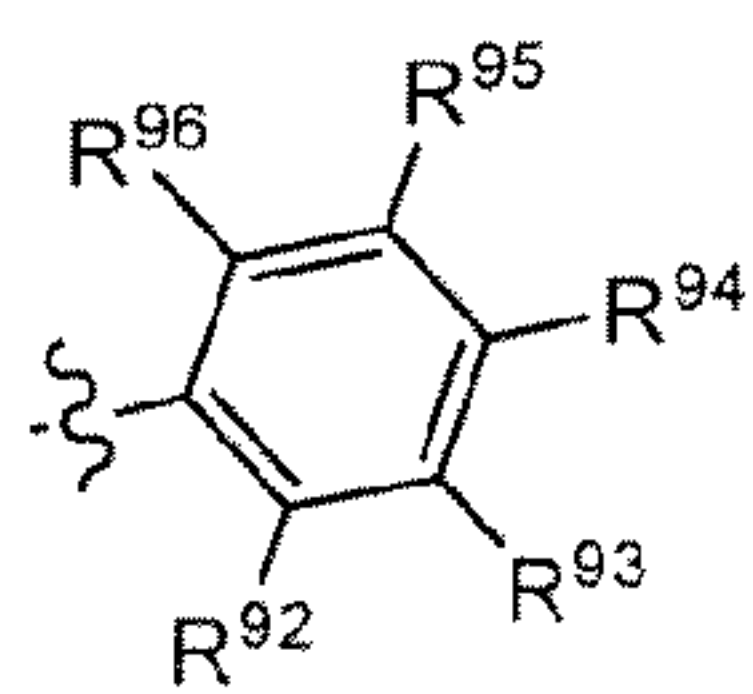
$R^{40}$  and  $R^{41}$  are as defined for Formula Ig.

[0176] In certain embodiments of the methods provided herein, the compound is not



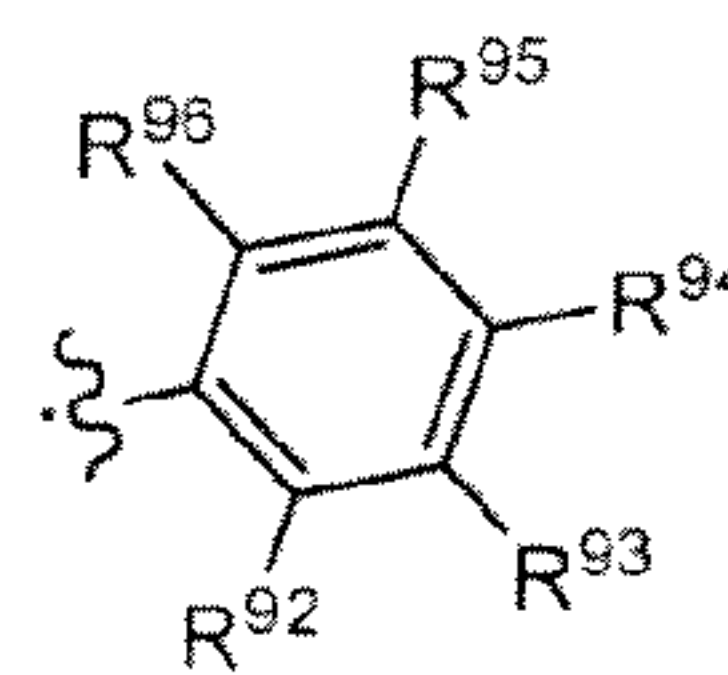


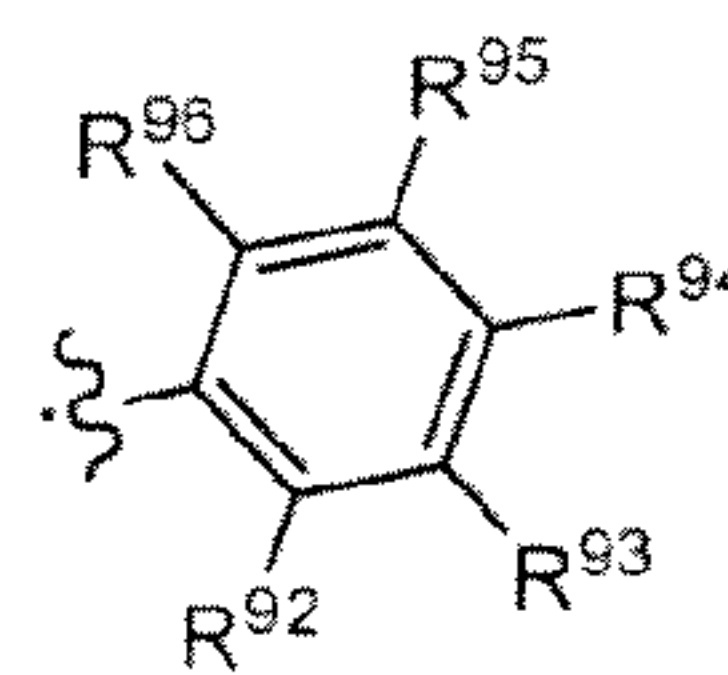
[0177] In one embodiment of the methods provided herein, in compounds of Formula III,  $L_4$  is  $-\text{CH}_2-$ ,  $-\text{CH}_2\text{CH}_2-$ ,  $-\text{CH}(\text{CH}_3)-$  or  $-\text{C}(\text{O})-$ ,  $\text{R}^{81}$  is hydrogen, fluoro, chloro,  $-\text{CN}$ , lower alkyl, fluoro substituted lower alkyl, lower alkoxy, or fluoro substituted lower alkoxy,  $\text{R}^{82}$  is hydrogen,  $\text{R}^{83}$  is



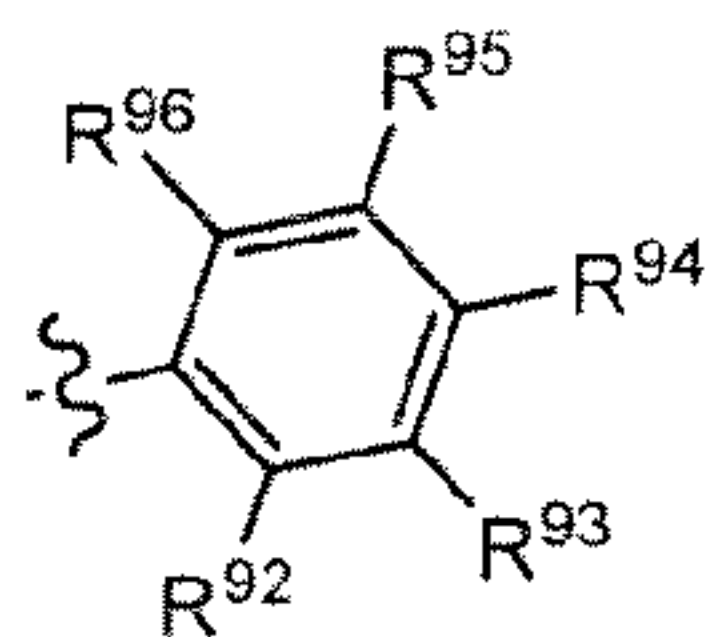
, wherein  $\text{R}^{92}$ ,  $\text{R}^{93}$ ,  $\text{R}^{94}$ ,  $\text{R}^{95}$ , and  $\text{R}^{96}$  are independently hydrogen, fluoro, chloro, lower alkyl, fluoro substituted lower alkyl, lower alkoxy, or fluoro substituted lower alkoxy, provided, however, that when  $\text{R}^{94}$  is fluoro, chloro, lower alkyl, fluoro substituted lower alkyl, lower alkoxy, or fluoro substituted lower alkoxy, at least one of  $\text{R}^{92}$ ,  $\text{R}^{93}$ ,  $\text{R}^{95}$ , and  $\text{R}^{96}$  is fluoro, chloro, lower alkyl, fluoro substituted lower alkyl, lower alkoxy, or fluoro substituted lower alkoxy.

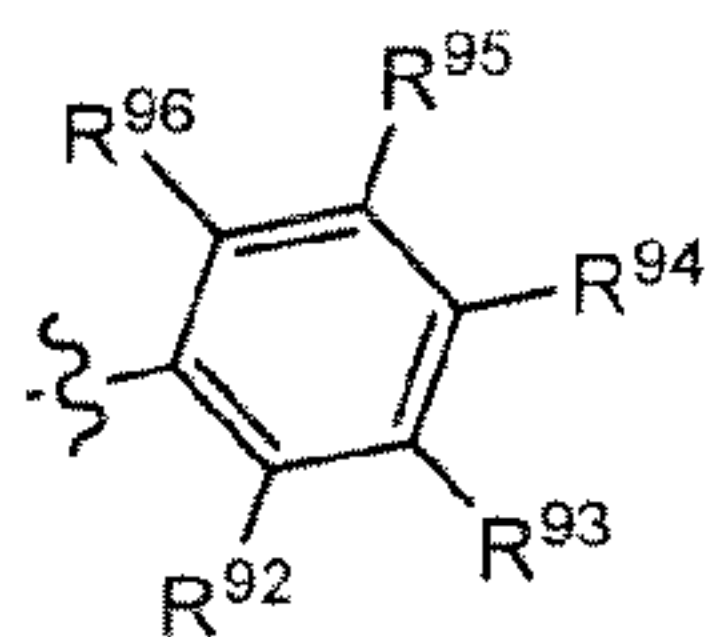
[0178] In one embodiment of the methods provided herein, in compounds of Formula III,  $L_4$  is  $-\text{CH}_2-$ ,  $-\text{CH}_2\text{CH}_2-$ ,  $-\text{CH}(\text{CH}_3)-$  or  $-\text{C}(\text{O})-$ ,  $\text{R}^{81}$  is hydrogen, fluoro, chloro,  $-\text{CN}$ , methyl, or methoxy,



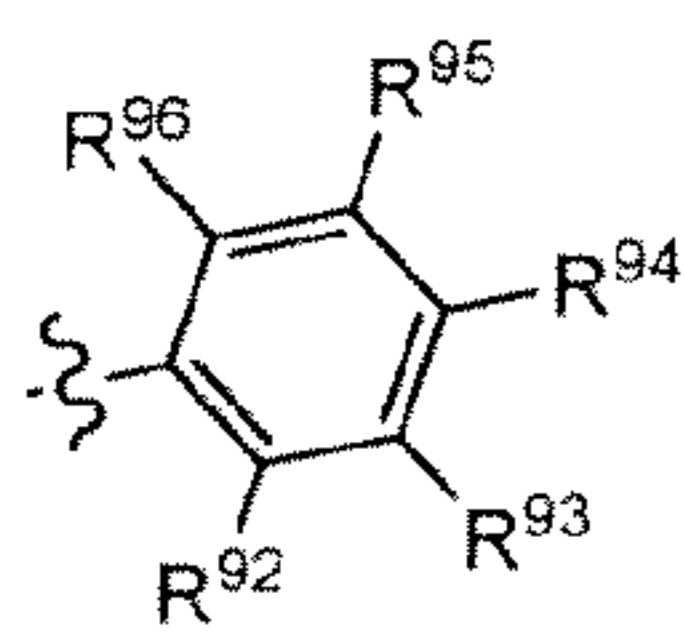
preferably hydrogen, chloro, -CN, or methyl,  $R^{82}$  is hydrogen,  $R^{83}$  is , wherein  $R^{92}$ ,  $R^{93}$ ,  $R^{94}$ ,  $R^{95}$ , and  $R^{96}$  are independently hydrogen, fluoro, chloro, methyl, ethyl, trifluoromethyl, methoxy, ethoxy, difluoromethoxy or trifluoromethoxy, preferably hydrogen, chloro, methyl, trifluoromethyl, methoxy, ethoxy, or trifluoromethoxy, provided, however, that when  $R^{94}$  is fluoro, chloro, methyl, ethyl, trifluoromethyl, methoxy, ethoxy, difluoromethoxy or trifluoromethoxy, at least one of  $R^{92}$ ,  $R^{93}$ ,  $R^{95}$ , and  $R^{96}$  is fluoro, chloro, methyl, ethyl, trifluoromethyl, methoxy, ethoxy, difluoromethoxy or trifluoromethoxy.

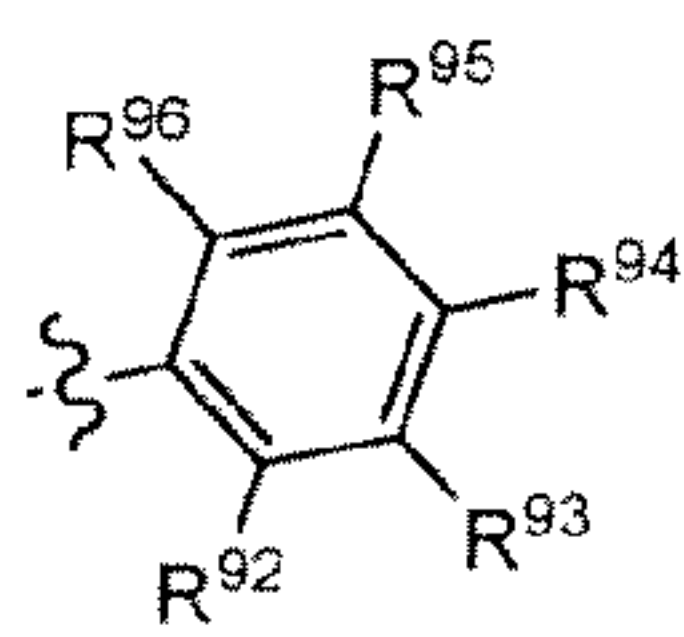
[0179] In one embodiment of the methods provided herein, in compounds of Formula III,  $L_4$  is  $-CH_2-$ ,  $R^{81}$  is fluoro, chloro, -CN, methyl, or methoxy, preferably chloro, -CN, or methyl,  $R^{82}$  is



hydrogen,  $R^{83}$  is , wherein  $R^{94}$  is hydrogen and  $R^{92}$ ,  $R^{93}$ ,  $R^{95}$ , and  $R^{96}$  are independently hydrogen, fluoro, chloro, methyl, trifluoromethyl, methoxy, ethoxy, difluoromethoxy or trifluoromethoxy.

[0180] In one embodiment of the methods provided herein, in compounds of Formula III,  $L_4$  is  $-CH_2-$ ,  $-CH_2CH_2-$ ,  $-C(O)-$ , or  $-CH(CH_3)-$ , preferably  $-CH_2-$  or  $-C(O)-$ ,  $R^{81}$  is hydrogen, fluoro,  $R^{82}$



is hydrogen,  $R^{83}$  is , wherein  $R^{92}$  is fluoro, chloro, methyl, ethyl, trifluoromethyl, methoxy, ethoxy, difluoromethoxy, or trifluoromethoxy, preferably fluoro, chloro, methyl, or trifluoromethyl, and  $R^{93}$ ,  $R^{94}$ ,  $R^{95}$ , and  $R^{96}$  are independently hydrogen, fluoro, chloro, methyl, trifluoromethyl, methoxy, difluoromethoxy, or trifluoromethoxy, preferably hydrogen or fluoro. In one embodiment,  $L_4$  is  $-CH_2-$ ,  $-C(O)-$ , or  $-CH(CH_3)-$ ,  $R^{81}$  is hydrogen,  $R^{82}$  is hydrogen,  $R^{92}$  is fluoro, chloro, methyl, ethyl, trifluoromethyl, methoxy, ethoxy, difluoromethoxy, or trifluoromethoxy, preferably fluoro, methyl, or trifluoromethyl, and  $R^{93}$ ,  $R^{94}$ ,  $R^{95}$ , and  $R^{96}$  are hydrogen. In one embodiment,  $L_4$  is  $-CH_2-$ ,  $-C(O)-$ , or  $-CH(CH_3)-$ ,  $R^{81}$  is hydrogen,  $R^{82}$  is hydrogen,  $R^{92}$  is fluoro, chloro, methyl, ethyl, trifluoromethyl, methoxy, ethoxy, difluoromethoxy, or trifluoromethoxy, preferably fluoro, methyl, or trifluoromethyl,  $R^{94}$ ,  $R^{95}$ , and  $R^{96}$  are hydrogen, and  $R^{93}$  is fluoro, chloro, methyl, ethyl, trifluoromethyl, methoxy, ethoxy, difluoromethoxy, or trifluoromethoxy, preferably fluoro, chloro, trifluoromethyl or methoxy, more preferably fluoro.

In one embodiment,  $L_4$  is  $-\text{CH}_2-$ ,  $-\text{C}(\text{O})-$ , or  $-\text{CH}(\text{CH}_3)-$ ,  $\text{R}^{81}$  is hydrogen,  $\text{R}^{82}$  is hydrogen,  $\text{R}^{92}$  is fluoro, chloro, methyl, ethyl, trifluoromethyl, methoxy, ethoxy, difluoromethoxy, or trifluoromethoxy, preferably fluoro, methyl, or trifluoromethyl,  $\text{R}^{93}$ ,  $\text{R}^{95}$ , and  $\text{R}^{96}$  are hydrogen, and  $\text{R}^{94}$  is fluoro, chloro, methyl, ethyl, trifluoromethyl, methoxy, ethoxy, difluoromethoxy, or trifluoromethoxy, preferably fluoro, chloro, methyl or trifluoromethyl, more preferably fluoro. In one embodiment,  $L_4$  is  $-\text{CH}_2\text{CH}_2-$  or  $-\text{C}(\text{O})-$ ,  $\text{R}^{81}$  is hydrogen,  $\text{R}^{82}$  is hydrogen,  $\text{R}^{92}$ ,  $\text{R}^{95}$ , and  $\text{R}^{96}$  are hydrogen,  $\text{R}^{93}$  is hydrogen, fluoro, chloro, methyl, ethyl, trifluoromethyl, methoxy, ethoxy, difluoromethoxy, or trifluoromethoxy, preferably hydrogen, fluoro, chloro, methyl, trifluoromethyl, methoxy, or trifluoromethoxy, more preferably fluoro, chloro, trifluoromethyl or methoxy, and  $\text{R}^{94}$  is hydrogen, fluoro, or chloro, provided, however, that when  $L_4$  is  $-\text{C}(\text{O})-$  and  $\text{R}^{94}$  is fluoro or chloro,  $\text{R}^{93}$  is not hydrogen. In one embodiment,  $L_4$  is  $-\text{CH}_2\text{CH}_2-$ ,  $\text{R}^{81}$  is hydrogen,  $\text{R}^{82}$  is hydrogen,  $\text{R}^{92}$ ,  $\text{R}^{94}$ ,  $\text{R}^{95}$ , and  $\text{R}^{96}$  are hydrogen, and  $\text{R}^{93}$  is hydrogen, fluoro, chloro, methyl, ethyl, trifluoromethyl, methoxy, ethoxy, difluoromethoxy, or trifluoromethoxy, preferably hydrogen or fluoro. In one embodiment,  $L_4$  is  $-\text{C}(\text{O})-$ ,  $\text{R}^{81}$  is hydrogen,  $\text{R}^{82}$  is hydrogen,  $\text{R}^{92}$ ,  $\text{R}^{95}$ , and  $\text{R}^{96}$  are hydrogen,  $\text{R}^{93}$  is fluoro, chloro, methyl, ethyl, trifluoromethyl, methoxy, ethoxy, difluoromethoxy, or trifluoromethoxy, preferably fluoro, chloro, trifluoromethyl or methoxy, and  $\text{R}^{94}$  is hydrogen, fluoro, or chloro.

**[0181]** In one embodiment of the methods provided herein, in compounds of Formula III,  $\text{R}^{83}$  is pyrrolidine, morpholine, pyridine, pyrimidine, pyrazine, pyrazole, isoxazole, imidazol, or benzimidazole, wherein  $\text{R}^{83}$  is optionally substituted with one or more substituents independently selected from the group consisting of halogen, lower alkyl, fluoro substituted lower alkyl, cycloalkylamino,  $-\text{NHR}^{41}$ ,  $-\text{NR}^{41}\text{R}^{41}$ ,  $-\text{OR}^{41}$  and  $-\text{S}(\text{O})_2\text{R}^{41}$ , preferably wherein  $\text{R}^{83}$  is optionally substituted with 1 or 2 substituents independently selected from fluoro, chloro, lower alkyl, fluoro substituted lower alkyl, lower alkoxy, fluoro substituted lower alkoxy, or cycloalkylamino, more preferably fluoro, chloro, methyl, trifluoromethyl, methoxy or morpholine.

**[0182]** In one embodiment of the methods provided herein, in compounds of Formula III,  $L_4$  is  $-\text{CH}_2-$ ,  $-\text{CH}_2\text{CH}_2-$ ,  $-\text{CH}(\text{CH}_3)-$  or  $-\text{C}(\text{O})-$ , preferably  $-\text{CH}_2-$ ,  $-\text{CH}_2\text{CH}_2-$ , or  $-\text{C}(\text{O})-$ ,  $\text{R}^{81}$  is hydrogen, fluoro, chloro,  $-\text{CN}$ , lower alkyl, fluoro substituted lower alkyl, lower alkoxy, or fluoro substituted lower alkoxy, preferably hydrogen, chloro, methyl or  $-\text{CN}$ ,  $\text{R}^{82}$  is hydrogen, and  $\text{R}^{83}$  is pyrrolidine, morpholine, pyridine, pyrimidine, pyrazine, pyrazole, isoxazole, imidazole, or benzimidazole, wherein  $\text{R}^{83}$  is optionally substituted with 1 or 2 substituents independently selected from fluoro, chloro, lower alkyl, fluoro substituted lower alkyl, lower alkoxy, fluoro substituted lower alkoxy, or cycloalkylamino, preferably fluoro, chloro, methyl, trifluoromethyl, methoxy or morpholine.

[0183] In one embodiment of the methods provided herein, in compounds of Formula III,  $L_4$  is  $-CH_2$  or  $-C(O)-$ . In another embodiment of the methods provided herein, in compounds of Formula III,  $R^{81}$  is selected from the group consisting of hydrogen,  $-CN$ , fluoro, chloro, lower alkyl, fluoro substituted lower alkyl, lower alkoxy, and fluoro substituted lower alkoxy. In yet another embodiment of the methods provided herein, in compounds of Formula III,  $R^{82}$  is hydrogen. In still another embodiment of the methods provided herein, in compounds of Formula III,  $R^{83}$  is nitrogen containing heteroaryl, wherein nitrogen containing heteroaryl is optionally substituted with one or two substituents selected from the group consisting of halogen, lower alkyl, fluoro substituted lower alkyl, cycloalkylamino,  $-NHR^{41}$ ,  $-NR^{41}R^{41}$ ,  $-OR^{41}$  and  $-S(O)_2R^{41}$ . In another embodiment of the methods provided herein, in compounds of Formula III,  $R^{41}$  at each occurrence is lower alkyl or cycloalkyl, wherein lower alkyl is optionally substituted with one or more fluoro.

[0184] In some embodiments of the methods provided herein, in compounds of Formula III,  $L_4$  is  $-CH_2$  or  $-C(O)-$ ;  $R^{81}$  is selected from the group consisting of hydrogen,  $-CN$ , fluoro, chloro, lower alkyl, fluoro substituted lower alkyl, lower alkoxy, and fluoro substituted lower alkoxy;  $R^{82}$  is hydrogen;  $R^{83}$  is, nitrogen containing heteroaryl, wherein nitrogen containing heteroaryl is optionally substituted with one or two substituents selected from the group consisting of halogen, lower alkyl, fluoro substituted lower alkyl, cycloalkylamino,  $-NHR^{41}$ ,  $-NR^{41}R^{41}$ ,  $-OR^{41}$  and  $-S(O)_2R^{41}$ ; and  $R^{41}$  at each occurrence is lower alkyl or cycloalkyl, wherein lower alkyl is optionally substituted with one or more fluoro.

[0185] In one embodiment of the methods provided herein, in compounds of Formula III, the compound is selected from the group consisting of:

Pyridin-3-ylmethyl-[5-(1H-pyrrolo[2,3-b]pyridin-3-ylmethyl)-pyridin-2-yl]-amine (**P-0094**),

(5-Methyl-isoxazol-3-ylmethyl)-[5-(1H-pyrrolo[2,3-b]pyridin-3-ylmethyl)-pyridin-2-yl]-amine (**P-0095**),

(2-Pyrrolidin-1-yl-ethyl)-[5-(1H-pyrrolo[2,3-b]pyridin-3-ylmethyl)-pyridin-2-yl]-amine (**P-0096**),

[1-(4-Methanesulfonyl-phenyl)-ethyl]-[5-(1H-pyrrolo[2,3-b]pyridin-3-ylmethyl)-pyridin-2-yl]-amine (**P-0097**),

(2-Morpholin-4-yl-ethyl)-[5-(1H-pyrrolo[2,3-b]pyridin-3-ylmethyl)-pyridin-2-yl]-amine (**P-0099**),

3,4-Dichloro-N-[5-(1H-pyrrolo[2,3-b]pyridin-3-ylmethyl)-pyridin-2-yl]-benzamide (**P-0100**),

2-Chloro-4-fluoro-N-[5-(1H-pyrrolo[2,3-b]pyridin-3-ylmethyl)-pyridin-2-yl]-benzamide (**P-0101**),

2,5-Dimethyl-2H-pyrazole-3-carboxylic acid [5-(1H-pyrrolo[2,3-b]pyridin-3-ylmethyl)-pyridin-2-yl]-amide (**P-0102**),

Thiophene-2-carboxylic acid [5-(1H-pyrrolo[2,3-b]pyridin-3-ylmethyl)-pyridin-2-yl]-amide (**P-0103**),

2-Methoxy-N-[5-(1H-pyrrolo[2,3-b]pyridin-3-ylmethyl)-pyridin-2-yl]-isonicotinamide (**P-0104**),

N-[5-(1H-Pyrrolo[2,3-b]pyridin-3-ylmethyl)-pyridin-2-yl]-isonicotinamide (**P-0105**),  
Pyrazine-2-carboxylic acid [5-(1H-pyrrolo[2,3-b]pyridin-3-ylmethyl)-pyridin-2-yl]-amide (**P-0106**),  
Pyridine-2-carboxylic acid [5-(1H-pyrrolo[2,3-b]pyridin-3-ylmethyl)-pyridin-2-yl]-amide (**P-0107**),  
6-Methyl-N-[5-(1H-pyrrolo[2,3-b]pyridin-3-ylmethyl)-pyridin-2-yl]-nicotinamide (**P-0108**),  
4-Fluoro-3-methyl-N-[5-(1H-pyrrolo[2,3-b]pyridin-3-ylmethyl)-pyridin-2-yl]-benzamide (**P-0109**),  
5-Methyl-pyrazine-2-carboxylic acid [5-(1H-pyrrolo[2,3-b]pyridin-3-ylmethyl)-pyridin-2-yl]-amide (**P-0110**),  
3-Chloro-N-[5-(1H-pyrrolo[2,3-b]pyridin-3-ylmethyl)-pyridin-2-yl]-benzamide (**P-0111**),  
4-Fluoro-N-[5-(1H-pyrrolo[2,3-b]pyridin-3-ylmethyl)-pyridin-2-yl]-3-trifluoromethyl-benzamide (**P-0112**),  
N-[5-(1H-Pyrrolo[2,3-b]pyridin-3-ylmethyl)-pyridin-2-yl]-3-trifluoromethoxy-benzamide (**P-0113**),  
N-[5-(1H-Pyrrolo[2,3-b]pyridin-3-ylmethyl)-pyridin-2-yl]-3-trifluoromethyl-benzamide (**P-0114**),  
3-Chloro-4-fluoro-N-[5-(1H-pyrrolo[2,3-b]pyridin-3-ylmethyl)-pyridin-2-yl]-benzamide (**P-0115**),  
3,4-Difluoro-N-[5-(1H-pyrrolo[2,3-b]pyridin-3-ylmethyl)-pyridin-2-yl]-benzamide (**P-0116**),  
2-Chloro-N-[5-(1H-pyrrolo[2,3-b]pyridin-3-ylmethyl)-pyridin-2-yl]-benzamide (**P-0117**),  
5-Fluoro-2-methyl-N-[5-(1H-pyrrolo[2,3-b]pyridin-3-ylmethyl)-pyridin-2-yl]-benzamide (**P-0118**),  
2-Fluoro-N-[5-(1H-pyrrolo[2,3-b]pyridin-3-ylmethyl)-pyridin-2-yl]-benzamide (**P-0119**),  
3-Methoxy-N-[5-(1H-pyrrolo[2,3-b]pyridin-3-ylmethyl)-pyridin-2-yl]-benzamide (**P-0120**),  
3-Fluoro-N-[5-(1H-pyrrolo[2,3-b]pyridin-3-ylmethyl)-pyridin-2-yl]-benzamide (**P-0121**),  
3-Methyl-N-[5-(1H-pyrrolo[2,3-b]pyridin-3-ylmethyl)-pyridin-2-yl]-benzamide (**P-0122**),  
2-Chloro-N-[5-(1H-pyrrolo[2,3-b]pyridin-3-ylmethyl)-pyridin-2-yl]-isonicotinamide (**P-0123**),  
((R)-1-Phenyl-ethyl)-[5-(1H-pyrrolo[2,3-b]pyridin-3-ylmethyl)-pyridin-2-yl]-amine (**P-0125**),  
(3-Morpholin-4-yl-benzyl)-[5-(1H-pyrrolo[2,3-b]pyridin-3-ylmethyl)-pyridin-2-yl]-amine (**P-0126**),  
[1-(2-Fluoro-phenyl)-ethyl]-[5-(1H-pyrrolo[2,3-b]pyridin-3-ylmethyl)-pyridin-2-yl]-amine (**P-0127**),  
[2-(3-Fluoro-phenyl)-ethyl]-[5-(1H-pyrrolo[2,3-b]pyridin-3-ylmethyl)-pyridin-2-yl]-amine (**P-0128**),  
(3-Chloro-benzyl)-[5-(1H-pyrrolo[2,3-b]pyridin-3-ylmethyl)-pyridin-2-yl]-amine (**P-0129**),  
(1-Methyl-1H-imidazol-4-ylmethyl)-[5-(1H-pyrrolo[2,3-b]pyridin-3-ylmethyl)-pyridin-2-yl]-amine (**P-0130**),

(1,5-Dimethyl-1H-pyrazol-3-ylmethyl)-[5-(1H-pyrrolo[2,3-b]pyridin-3-ylmethyl)-pyridin-2-yl]-amine (**P-0131**),  
[5-(5-Chloro-1H-pyrrolo[2,3-b]pyridin-3-ylmethyl)-pyridin-2-yl]-(6-trifluoromethyl-pyridin-3-ylmethyl)-amine (**P-0181**),  
[5-(1H-Pyrrolo[2,3-b]pyridin-3-ylmethyl)-pyridin-2-yl]-(6-trifluoromethyl-pyridin-3-ylmethyl)-amine (**P-0182**),  
(3-Chloro-pyridin-4-ylmethyl)-[5-(1H-pyrrolo[2,3-b]pyridin-3-ylmethyl)-pyridin-2-yl]-amine (**P-0183**),  
(2-Chloro-6-fluoro-benzyl)-[5-(1H-pyrrolo[2,3-b]pyridin-3-ylmethyl)-pyridin-2-yl]-amine (**P-0210**),  
Phenethyl-[5-(1H-pyrrolo[2,3-b]pyridin-3-ylmethyl)-pyridin-2-yl]-amine (**P-0211**),  
(2,4-Difluoro-benzyl)-[5-(1H-pyrrolo[2,3-b]pyridin-3-ylmethyl)-pyridin-2-yl]-amine (**P-0212**),  
(2-Fluoro-benzyl)-[5-(1H-pyrrolo[2,3-b]pyridin-3-ylmethyl)-pyridin-2-yl]-amine (**P-0213**),  
(3-Bromo-pyridin-4-ylmethyl)-[5-(1H-pyrrolo[2,3-b]pyridin-3-ylmethyl)-pyridin-2-yl]-amine (**P-0214**),  
(2-Methoxy-pyridin-3-ylmethyl)-[5-(1H-pyrrolo[2,3-b]pyridin-3-ylmethyl)-pyridin-2-yl]-amine (**P-0215**),  
(2-Chloro-benzyl)-[5-(1H-pyrrolo[2,3-b]pyridin-3-ylmethyl)-pyridin-2-yl]-amine (**P-0216**),  
(2-Methyl-benzyl)-[5-(1H-pyrrolo[2,3-b]pyridin-3-ylmethyl)-pyridin-2-yl]-amine (**P-0217**),  
(1-Methyl-1H-benzimidazol-2-ylmethyl)-[5-(1H-pyrrolo[2,3-b]pyridin-3-ylmethyl)-pyridin-2-yl]-amine (**P-0218**),  
(6-Methoxy-pyridin-3-ylmethyl)-[5-(1H-pyrrolo[2,3-b]pyridin-3-ylmethyl)-pyridin-2-yl]-amine (**P-0219**),  
(1H-Benzimidazol-2-ylmethyl)-[5-(1H-pyrrolo[2,3-b]pyridin-3-ylmethyl)-pyridin-2-yl]-amine (**P-0220**),  
(2-Chloro-4-fluoro-benzyl)-[5-(1H-pyrrolo[2,3-b]pyridin-3-ylmethyl)-pyridin-2-yl]-amine (**P-0221**),  
(5-Methoxy-pyridin-3-ylmethyl)-[5-(1H-pyrrolo[2,3-b]pyridin-3-ylmethyl)-pyridin-2-yl]-amine (**P-0222**),  
(3-Fluoro-pyridin-4-ylmethyl)-[5-(1H-pyrrolo[2,3-b]pyridin-3-ylmethyl)-pyridin-2-yl]-amine (**P-0223**),  
(6-Methoxy-pyridin-2-ylmethyl)-[5-(1H-pyrrolo[2,3-b]pyridin-3-ylmethyl)-pyridin-2-yl]-amine (**P-0224**),  
(4-Fluoro-2-trifluoromethyl-benzyl)-[5-(1H-pyrrolo[2,3-b]pyridin-3-ylmethyl)-pyridin-2-yl]-amine (**P-0225**),  
[5-(1H-Pyrrolo[2,3-b]pyridin-3-ylmethyl)-pyridin-2-yl]-(2-trifluoromethyl-benzyl)-amine



- (P-0226),  
(3,5-Dichloro-pyridin-4-ylmethyl)-[5-(1H-pyrrolo[2,3-b]pyridin-3-ylmethyl)-pyridin-2-yl]-amine  
(P-0227),  
(6-Morpholin-4-yl-pyridin-2-ylmethyl)-[5-(1H-pyrrolo[2,3-b]pyridin-3-ylmethyl)-pyridin-2-yl]-  
amine (P-0228),  
(3-Fluoro-pyridin-2-ylmethyl)-[5-(1H-pyrrolo[2,3-b]pyridin-3-ylmethyl)-pyridin-2-yl]-amine  
(P-0229),  
(5-Fluoro-pyridin-3-ylmethyl)-[5-(1H-pyrrolo[2,3-b]pyridin-3-ylmethyl)-pyridin-2-yl]-amine  
(P-0230),  
(3-Chloro-pyridin-4-ylmethyl)-[5-(5-chloro-1H-pyrrolo[2,3-b]pyridin-3-ylmethyl)-pyridin-2-yl]-  
amine (P-0235),  
3-{6-[(3-Chloro-pyridin-4-ylmethyl)-amino]-pyridin-3-ylmethyl}-1H-pyrrolo[2,3-b]pyridine-5-  
carbonitrile (P-0256),  
3-[6-(4-Chloro-benzylamino)-pyridin-3-ylmethyl]-1H-pyrrolo[2,3-b]pyridine-5-carbonitrile  
(P-0257),  
Propane-1-sulfonic acid (2,4-difluoro-3-{[5-(1H-pyrrolo[2,3-b]pyridin-3-ylmethyl)-pyridin-2-  
ylamino]-methyl}-phenyl)-amide (P-0258),  
Propane-1-sulfonic acid (3-{[5-(5-chloro-1H-pyrrolo[2,3-b]pyridin-3-ylmethyl)-pyridin-2-  
ylamino]-methyl}-2,4-difluoro-phenyl)-amide (P-0259),  
3-[6-(4-Trifluoromethyl-benzylamino)-pyridin-3-ylmethyl]-1H-pyrrolo[2,3-b]pyridine-5-  
carbonitrile (P-0269),  
[5-(5-Chloro-1H-pyrrolo[2,3-b]pyridin-3-ylmethyl)-pyridin-2-yl]-(2-fluoro-benzyl)-amine  
(P-0270),  
3-[6-(2-Fluoro-benzylamino)-pyridin-3-ylmethyl]-1H-pyrrolo[2,3-b]pyridine-5-carbonitrile  
(P-0271),  
(2-Fluoro-benzyl)-[5-(5-methyl-1H-pyrrolo[2,3-b]pyridin-3-ylmethyl)-pyridin-2-yl]-amine  
(P-0272),  
3-{6-[(6-Trifluoromethyl-pyridin-3-ylmethyl)-amino]-pyridin-3-ylmethyl}-1H-pyrrolo[2,3-  
b]pyridine-5-carbonitrile (P-0273),  
3-[6-(2-Trifluoromethyl-benzylamino)-pyridin-3-ylmethyl]-1H-pyrrolo[2,3-b]pyridine-5-  
carbonitrile (P-0274),  
[5-(5-Chloro-1H-pyrrolo[2,3-b]pyridin-3-ylmethyl)-pyridin-2-yl]-(2-trifluoromethyl-benzyl)-  
amine (P-0275),  
[5-(5-Methyl-1H-pyrrolo[2,3-b]pyridin-3-ylmethyl)-pyridin-2-yl]-(2-trifluoromethyl-benzyl)-  
amine (P-0276),  
3-[6-(2,6-Difluoro-benzylamino)-pyridin-3-ylmethyl]-1H-pyrrolo[2,3-b]pyridine-5-carbonitrile

- (P-0277),  
[5-(5-Chloro-1H-pyrrolo[2,3-b]pyridin-3-ylmethyl)-pyridin-2-yl]-(2,6-difluoro-benzyl)-amine
- (P-0278),  
(2-Chloro-benzyl)-[5-(5-methyl-1H-pyrrolo[2,3-b]pyridin-3-ylmethyl)-pyridin-2-yl]-amine
- (P-0279),  
(2-Chloro-benzyl)-[5-(5-chloro-1H-pyrrolo[2,3-b]pyridin-3-ylmethyl)-pyridin-2-yl]-amine
- (P-0280),  
3-[6-(2-Chloro-benzylamino)-pyridin-3-ylmethyl]-1H-pyrrolo[2,3-b]pyridine-5-carbonitrile
- (P-0281),  
(6-Methoxy-pyridin-3-ylmethyl)-[5-(5-methyl-1H-pyrrolo[2,3-b]pyridin-3-ylmethyl)-pyridin-2-yl]-amine (P-0282),  
[5-(5-Chloro-1H-pyrrolo[2,3-b]pyridin-3-ylmethyl)-pyridin-2-yl]-(6-methoxy-pyridin-3-ylmethyl)-amine (P-0283),  
3-{6-[(6-Methoxy-pyridin-3-ylmethyl)-amino]-pyridin-3-ylmethyl}-1H-pyrrolo[2,3-b]pyridine-5-carbonitrile (P-0284),  
(2-Methoxy-pyridin-3-ylmethyl)-[5-(5-methyl-1H-pyrrolo[2,3-b]pyridin-3-ylmethyl)-pyridin-2-yl]-amine (P-0285),  
[5-(5-Chloro-1H-pyrrolo[2,3-b]pyridin-3-ylmethyl)-pyridin-2-yl]-(2-methoxy-pyridin-3-ylmethyl)-amine (P-0286),  
3-{6-[(2-Methoxy-pyridin-3-ylmethyl)-amino]-pyridin-3-ylmethyl}-1H-pyrrolo[2,3-b]pyridine-5-carbonitrile (P-0287),  
(2-Ethoxy-benzyl)-[5-(1H-pyrrolo[2,3-b]pyridin-3-ylmethyl)-pyridin-2-yl]-amine (P-0288),  
(2,5-Difluoro-benzyl)-[5-(1H-pyrrolo[2,3-b]pyridin-3-ylmethyl)-pyridin-2-yl]-amine (P-0296),  
(2,5-Difluoro-benzyl)-[5-(5-methyl-1H-pyrrolo[2,3-b]pyridin-3-ylmethyl)-pyridin-2-yl]-amine (P-0297),  
[5-(5-Chloro-1H-pyrrolo[2,3-b]pyridin-3-ylmethyl)-pyridin-2-yl]-(2,5-difluoro-benzyl)-amine (P-0298),  
3-[6-(2,5-Difluoro-benzylamino)-pyridin-3-ylmethyl]-1H-pyrrolo[2,3-b]pyridine-5-carbonitrile (P-0299),  
3-[6-(2-Trifluoromethoxy-benzylamino)-pyridin-3-ylmethyl]-1H-pyrrolo[2,3-b]pyridine-5-carbonitrile (P-0321),  
[5-(1H-Pyrrolo[2,3-b]pyridin-3-ylmethyl)-pyridin-2-yl]-(2-trifluoromethoxy-benzyl)-amine (P-0322),  
3-[6-(2-Ethoxy-benzylamino)-pyridin-3-ylmethyl]-1H-pyrrolo[2,3-b]pyridine-5-carbonitrile (P-0323),  
[5-(5-Chloro-1H-pyrrolo[2,3-b]pyridin-3-ylmethyl)-pyridin-2-yl]-(5-fluoro-pyridin-3-ylmethyl)-

amine (**P-0324**),  
[5-(5-Fluoro-1H-pyrrolo[2,3-b]pyridin-3-ylmethyl)-pyridin-2-yl]-(2-trifluoromethyl-benzyl)-  
amine (**P-0325**),  
[5-(5-Methoxy-1H-pyrrolo[2,3-b]pyridin-3-ylmethyl)-pyridin-2-yl]-(2-trifluoromethyl-benzyl)-  
amine (**P-0326**),  
(2-Chloro-benzyl)-[5-(5-fluoro-1H-pyrrolo[2,3-b]pyridin-3-ylmethyl)-pyridin-2-yl]-amine  
(**P-0327**),  
(2-Chloro-benzyl)-[5-(5-methoxy-1H-pyrrolo[2,3-b]pyridin-3-ylmethyl)-pyridin-2-yl]-amine  
(**P-0328**),  
(2,5-Difluoro-benzyl)-[5-(5-fluoro-1H-pyrrolo[2,3-b]pyridin-3-ylmethyl)-pyridin-2-yl]-amine  
(**P-0329**),  
(2,5-Difluoro-benzyl)-[5-(5-methoxy-1H-pyrrolo[2,3-b]pyridin-3-ylmethyl)-pyridin-2-yl]-amine  
(**P-0330**),  
[5-(5-Fluoro-1H-pyrrolo[2,3-b]pyridin-3-ylmethyl)-pyridin-2-yl]-(6-methoxy-pyridin-3-ylmethyl)-  
amine (**P-0331**),  
(6-Methoxy-pyridin-3-ylmethyl)-[5-(5-methoxy-1H-pyrrolo[2,3-b]pyridin-3-ylmethyl)-pyridin-2-  
yl]-amine (**P-0332**),  
(2,6-Difluoro-benzyl)-[5-(5-fluoro-1H-pyrrolo[2,3-b]pyridin-3-ylmethyl)-pyridin-2-yl]-amine  
(**P-0333**),  
(2,6-Difluoro-benzyl)-[5-(5-methoxy-1H-pyrrolo[2,3-b]pyridin-3-ylmethyl)-pyridin-2-yl]-amine  
(**P-0334**),  
(2-Methoxy-benzyl)-[5-(1H-pyrrolo[2,3-b]pyridin-3-ylmethyl)-pyridin-2-yl]-amine (**P-0336**),  
3-[6-(2-Methoxy-benzylamino)-pyridin-3-ylmethyl]-1H-pyrrolo[2,3-b]pyridine-5-carbonitrile  
(**P-0337**),  
[5-(5-Chloro-1H-pyrrolo[2,3-b]pyridin-3-ylmethyl)-pyridin-2-yl]-(2-difluoromethoxy-benzyl)-  
amine (**P-0338**),  
3-[6-(2-Difluoromethoxy-benzylamino)-pyridin-3-ylmethyl]-1H-pyrrolo[2,3-b]pyridine-5-  
carbonitrile (**P-0339**),  
(2,6-Difluoro-benzyl)-[5-(1H-pyrrolo[2,3-b]pyridin-3-ylmethyl)-pyridin-2-yl]-amine (**P-0340**),  
(2,6-Difluoro-benzyl)-[5-(5-methyl-1H-pyrrolo[2,3-b]pyridin-3-ylmethyl)-pyridin-2-yl]-amine  
(**P-0341**),  
(2,4-Dichloro-benzyl)-[5-(1H-pyrrolo[2,3-b]pyridin-3-ylmethyl)-pyridin-2-yl]-amine (**P-0342**),  
(3-Fluoro-benzyl)-[5-(1H-pyrrolo[2,3-b]pyridin-3-ylmethyl)-pyridin-2-yl]-amine (**P-0343**),  
(2-Fluoro-4-trifluoromethyl-benzyl)-[5-(1H-pyrrolo[2,3-b]pyridin-3-ylmethyl)-pyridin-2-yl]-  
amine (**P-0344**),  
(4-Chloro-2-fluoro-benzyl)-[5-(1H-pyrrolo[2,3-b]pyridin-3-ylmethyl)-pyridin-2-yl]-amine

- (P-0345),  
(3-Fluoro-5-trifluoromethyl-benzyl)-[5-(1H-pyrrolo[2,3-b]pyridin-3-ylmethyl)-pyridin-2-yl]-amine (P-0346),  
(2-Morpholin-4-yl-pyridin-3-ylmethyl)-[5-(1H-pyrrolo[2,3-b]pyridin-3-ylmethyl)-pyridin-2-yl]-amine (P-0347),  
(4-Chloro-3-trifluoromethyl-benzyl)-[5-(1H-pyrrolo[2,3-b]pyridin-3-ylmethyl)-pyridin-2-yl]-amine (P-0348),  
(2-Chloro-5-trifluoromethyl-benzyl)-[5-(1H-pyrrolo[2,3-b]pyridin-3-ylmethyl)-pyridin-2-yl]-amine (P-0349),  
(2-Fluoro-5-trifluoromethyl-benzyl)-[5-(1H-pyrrolo[2,3-b]pyridin-3-ylmethyl)-pyridin-2-yl]-amine (P-0350),  
(2,3-Dichloro-benzyl)-[5-(1H-pyrrolo[2,3-b]pyridin-3-ylmethyl)-pyridin-2-yl]-amine (P-0351),  
(2-Fluoro-3-methoxy-benzyl)-[5-(1H-pyrrolo[2,3-b]pyridin-3-ylmethyl)-pyridin-2-yl]-amine (P-0352),  
Dimethyl-(5-{[5-(1H-pyrrolo[2,3-b]pyridin-3-ylmethyl)-pyridin-2-ylamino]-methyl})-pyrimidin-2-yl)-amine (P-0353),  
(3-Chloro-2-fluoro-benzyl)-[5-(1H-pyrrolo[2,3-b]pyridin-3-ylmethyl)-pyridin-2-yl]-amine (P-0354),  
(5-Fluoro-pyridin-2-ylmethyl)-[5-(1H-pyrrolo[2,3-b]pyridin-3-ylmethyl)-pyridin-2-yl]-amine (P-0355),  
(3,5-Difluoro-benzyl)-[5-(1H-pyrrolo[2,3-b]pyridin-3-ylmethyl)-pyridin-2-yl]-amine (P-0356),  
(2-Propoxy-benzyl)-[5-(1H-pyrrolo[2,3-b]pyridin-3-ylmethyl)-pyridin-2-yl]-amine (P-0357),  
(2-Morpholin-4-yl-benzyl)-[5-(1H-pyrrolo[2,3-b]pyridin-3-ylmethyl)-pyridin-2-yl]-amine (P-0358),  
(2-Chloro-3-methoxy-benzyl)-[5-(1H-pyrrolo[2,3-b]pyridin-3-ylmethyl)-pyridin-2-yl]-amine (P-0359),  
(2-Fluoro-6-trifluoromethyl-benzyl)-[5-(1H-pyrrolo[2,3-b]pyridin-3-ylmethyl)-pyridin-2-yl]-amine (P-0360),  
[2-(2-Morpholin-4-yl-ethoxy)-benzyl]-[5-(1H-pyrrolo[2,3-b]pyridin-3-ylmethyl)-pyridin-2-yl]-amine (P-0361),  
(2,3-Difluoro-benzyl)-[5-(1H-pyrrolo[2,3-b]pyridin-3-ylmethyl)-pyridin-2-yl]-amine (P-0362),  
(2-Chloro-3-trifluoromethyl-benzyl)-[5-(1H-pyrrolo[2,3-b]pyridin-3-ylmethyl)-pyridin-2-yl]-amine (P-0363),  
(2-Chloro-5-fluoro-benzyl)-[5-(1H-pyrrolo[2,3-b]pyridin-3-ylmethyl)-pyridin-2-yl]-amine (P-0364),  
(2-Fluoro-3-trifluoromethyl-benzyl)-[5-(1H-pyrrolo[2,3-b]pyridin-3-ylmethyl)-pyridin-2-yl]-

amine (**P-0365**),  
 (5-Fluoro-2-methoxy-benzyl)-[5-(1H-pyrrolo[2,3-b]pyridin-3-ylmethyl)-pyridin-2-yl]-amine (**P-0366**),  
 (2-Difluoromethoxy-benzyl)-[5-(1H-pyrrolo[2,3-b]pyridin-3-ylmethyl)-pyridin-2-yl]-amine (**P-0367**),  
 (2-Fluoro-4-methyl-benzyl)-[5-(1H-pyrrolo[2,3-b]pyridin-3-ylmethyl)-pyridin-2-yl]-amine (**P-0368**),  
 [2-(3-Dimethylamino-propoxy)-benzyl]-[5-(1H-pyrrolo[2,3-b]pyridin-3-ylmethyl)-pyridin-2-yl]-amine (**P-0369**),  
 (2,6-Dimethoxy-pyridin-3-ylmethyl)-[5-(1H-pyrrolo[2,3-b]pyridin-3-ylmethyl)-pyridin-2-yl]-amine (**P-0370**),  
 (2-Fluoro-5-methoxy-benzyl)-[5-(1H-pyrrolo[2,3-b]pyridin-3-ylmethyl)-pyridin-2-yl]-amine (**P-0371**),  
 (4-Fluoro-2-methyl-benzyl)-[5-(1H-pyrrolo[2,3-b]pyridin-3-ylmethyl)-pyridin-2-yl]-amine (**P-0372**),  
 (3-Chloro-5-fluoro-benzyl)-[5-(1H-pyrrolo[2,3-b]pyridin-3-ylmethyl)-pyridin-2-yl]-amine (**P-0373**),  
 (6-Cyclopentyloxy-pyridin-3-ylmethyl)-[5-(1H-pyrrolo[2,3-b]pyridin-3-ylmethyl)-pyridin-2-yl]-amine (**P-0374**),  
 (5-Fluoro-2-trifluoromethyl-benzyl)-[5-(1H-pyrrolo[2,3-b]pyridin-3-ylmethyl)-pyridin-2-yl]-amine (**P-0375**),  
 [5-(1H-Pyrrolo[2,3-b]pyridin-3-ylmethyl)-pyridin-2-yl]-[2-(2,2,2-trifluoro-ethoxy)-pyridin-3-ylmethyl]-amine (**P-0376**),  
 Propane-1-sulfonic acid (2-fluoro-3-{[5-(1H-pyrrolo[2,3-b]pyridin-3-ylmethyl)-pyridin-2-ylamino]-methyl}-phenyl)-amide (**P-0377**),  
 (2,5-Dichloro-benzyl)-[5-(1H-pyrrolo[2,3-b]pyridin-3-ylmethyl)-pyridin-2-yl]-amine (**P-0380**),  
 Pyrimidin-5-ylmethyl-[5-(1H-pyrrolo[2,3-b]pyridin-3-ylmethyl)-pyridin-2-yl]-amine (**P-0381**),  
 (5-Chloro-2-fluoro-benzyl)-[5-(1H-pyrrolo[2,3-b]pyridin-3-ylmethyl)-pyridin-2-yl]-amine (**P-0382**),  
 (2-Ethyl-benzyl)-[5-(1H-pyrrolo[2,3-b]pyridin-3-ylmethyl)-pyridin-2-yl]-amine (**P-0383**),  
 2,2-Dimethyl-N-(3-{[5-(1H-pyrrolo[2,3-b]pyridin-3-ylmethyl)-pyridin-2-ylamino]-methyl}-pyridin-2-yl)-propionamide (**P-0384**),  
 Methyl-(3-{[5-(1H-pyrrolo[2,3-b]pyridin-3-ylmethyl)-pyridin-2-ylamino]-methyl}-pyridin-2-yl)-amine (**P-0385**),  
 Methyl-(5-{[5-(1H-pyrrolo[2,3-b]pyridin-3-ylmethyl)-pyridin-2-ylamino]-methyl}-pyrimidin-2-yl)-amine (**P-0386**),

(2-Chloro-4-methanesulfonyl-benzyl)-[5-(1H-pyrrolo[2,3-b]pyridin-3-ylmethyl)-pyridin-2-yl]-amine (**P-0387**),  
 {5-[1-(1H-Pyrrolo[2,3-b]pyridin-3-yl)-ethyl]-pyridin-2-yl}-(4-trifluoromethyl-benzyl)-amine (**P-0388**),  
 (5-Fluoro-2-methyl-benzyl)-[5-(1H-pyrrolo[2,3-b]pyridin-3-ylmethyl)-pyridin-2-yl]-amine (**P-0397**),  
 Dimethyl-(3-{[5-(1H-pyrrolo[2,3-b]pyridin-3-ylmethyl)-pyridin-2-ylamino]-methyl}-pyridin-2-yl)-amine (**P-0399**),  
 (5-Chloro-pyridin-3-ylmethyl)-[5-(1H-pyrrolo[2,3-b]pyridin-3-ylmethyl)-pyridin-2-yl]-amine (**P-0400**),  
 (2-Methoxy-pyrimidin-5-ylmethyl)-[5-(1H-pyrrolo[2,3-b]pyridin-3-ylmethyl)-pyridin-2-yl]-amine (**P-0401**),  
 [5-(5-Chloro-1H-pyrrolo[2,3-b]pyridin-3-ylmethyl)-pyridin-2-yl]-[6-(2,2,2-trifluoro-ethoxy)-pyridin-3-ylmethyl]-amine (**P-0409**) and  
 1-(3-Fluoro-phenyl)-3-[5-(1H-pyrrolo[2,3-b]pyridin-3-ylmethyl)-pyridin-2-yl]-urea (**P-0412**), or all salts, prodrugs, tautomers, or isomers thereof.

**[0186]** In one embodiment of the methods provided herein, the compound is:

(4-Chloro-benzyl)-[6-(1H-pyrrolo[2,3-b]pyridin-3-ylmethyl)-pyridazin-3-yl]-amine (**P-0092**),  
 (4-Morpholin-4-ylmethyl-benzyl)-[5-(1H-pyrrolo[2,3-b]pyridin-3-ylmethyl)-pyridin-2-yl]-amine (**P-0093**),  
 (2-Methoxy-ethyl)-[5-(1H-pyrrolo[2,3-b]pyridin-3-ylmethyl)-pyridin-2-yl]-amine (**P-0098**),  
 [4-Chloro-1-ethyl-5-(1H-pyrrolo[2,3-b]pyridin-3-ylmethyl)-1H-pyrazol-3-yl]-[1-(4-fluoro-phenyl)-meth-(E)-ylidene]-amine (**P-0166**) or  
 ((2,2-Difluoro-benzo[1,3]dioxol-4-ylmethyl)-[5-(1H-pyrrolo[2,3-b]pyridin-3-ylmethyl)-pyridin-2-yl]-amine (**P-0398**); or  
 all salts, prodrugs, tautomers, or isomers thereof.

**[0187]** In one embodiment of the methods provided herein, the compound is selected from:

3-(6-tert-Butoxy-pyridin-3-ylmethyl)-1H-pyrrolo[2,3-b]pyridine (**P-0020**),  
 3-(6-Methoxy-pyridin-3-ylmethyl)-4-thiophen-3-yl-1H-pyrrolo[2,3-b]pyridine (**P-0022**),  
 (6-Isobutylamino-pyridin-3-yl)-(1H-pyrrolo[2,3-b]pyridin-3-yl)-methanol (**P-0029**),  
 [6-(Cyclopropylmethyl-amino)-pyridin-3-yl]-(1H-pyrrolo[2,3-b]pyridin-3-yl)-methanol (**P-0034**),  
 [6-(Cyclohexylmethyl-amino)-pyridin-3-yl]-(1H-pyrrolo[2,3-b]pyridin-3-yl)-methanol (**P-0035**),  
 (1H-Pyrrolo[2,3-b]pyridin-3-yl)-[6-(4-trifluoromethyl-benzylamino)-pyridin-3-yl]-methanol (**P-0036**),  
 [6-(4-Chloro-benzylamino)-pyridin-3-yl]-(1H-pyrrolo[2,3-b]pyridin-3-yl)-methanol (**P-0037**),

(4-Chloro-benzyl)-{5-[methoxy-(1H-pyrrolo[2,3-b]pyridin-3-yl)-methyl]-pyridin-2-yl}-amine (**P-0039**),  
 (4-Chloro-3-trifluoromethyl-benzyl)-{5-[methoxy-(1H-pyrrolo[2,3-b]pyridin-3-yl)-methyl]-pyridin-2-yl}-amine (**P-0040**),  
 (4-Chloro-benzyl)-{5-[methoxy-(5-pyridin-3-yl-1H-pyrrolo[2,3-b]pyridin-3-yl)-methyl]-pyridin-2-yl}-amine (**P-0041**),  
 [6-(4-Chloro-benzylamino)-2-methyl-pyridin-3-yl]-(1H-pyrrolo[2,3-b]pyridin-3-yl)-methanol (**P-0046**),  
 [2,6-Bis-(4-chloro-benzylamino)-pyridin-3-yl]-(1H-pyrrolo[2,3-b]pyridin-3-yl)-methanone (**P-0049**), and  
 3-(2-Ethylsulfanyl-4,6-dimethyl-pyrimidin-5-ylmethyl)-1H-pyrrolo[2,3-b]pyridine (**P-0052**), or all salts, prodrugs, tautomers, or isomers thereof.

**[0188]** In certain embodiments of the methods provided herein, in above compounds, compounds are excluded where N (except where N is a heteroaryl ring atom), O, or S is bound to a carbon that is also bound to N (except where N is a heteroaryl ring atom), O, or S, except where the carbon forms a double bond with one of the heteroatoms, such as in an amide, carboxylic acid, and the like; or where N (except where N is a heteroaryl ring atom), O, C(S), C(O), or S(O)<sub>n</sub> (n is 0-2) is bound to an alkene carbon of an alkenyl group or bound to an alkyne carbon of an alkynyl group; accordingly, in certain embodiments compounds which include linkages such as the following are excluded from the present invention: -NR-CH<sub>2</sub>-NR-, -O-CH<sub>2</sub>-NR-, -S-CH<sub>2</sub>-NR-, -NR-CH<sub>2</sub>-O-, -O-CH<sub>2</sub>-O-, -S-CH<sub>2</sub>-O-, -NR-CH<sub>2</sub>-S-, -O-CH<sub>2</sub>-S-, -S-CH<sub>2</sub>-S-, -NR-CH=CH-, -CH=CH-NR-, -NR-C≡C-, -C≡C-NR-, -O-CH=CH-, -CH=CH-O-, -O-C≡C-, -C≡C-O-, -S(O)<sub>0-2</sub>-CH=CH-, -CH=CH-S(O)<sub>0-2</sub>-, -S(O)<sub>0-2</sub>-C≡C-, -C≡C-S(O)<sub>0-2</sub>-, -C(O)-CH=CH-, -CH=CH-C(O)-, -C≡C-C(O)-, or -C(O)-C≡C-, -C(S)-CH=CH-, -CH=CH-C(S)-, -C≡C-C(S)-, or -C(S)-C≡C-.

**[0189]** In reference to compounds in the methods provided herein, specification of a compound or group of compounds includes pharmaceutically acceptable salts of such compound(s), prodrug(s), and all stereoisomers, unless clearly indicated to the contrary. In reference to compounds of Formula II, unless clearly indicated to the contrary, it is understood that such reference includes compounds of Formulae IIa, IIb, IIc, IId, IIe, IIg, IIh, IIf, IIi, IIj, IIk, IIl, IIm, IIn, and IIp, and all sub-embodiments thereof.

**[0190]** In another aspect, the invention provides methods for treating a mutant Flt3-mediated or Flt3-mediated disease or condition in an animal subject (e.g. a mammal such as a human, other primates, sports animals, animals of commercial interest such as cattle, farm animals such as

horses, or pets such as dogs and cats), e.g., a disease or condition characterized by abnormal Flt3 activity (e.g. kinase activity). Invention methods involve administering to the subject suffering from or at risk of a Flt3-mediated disease or condition an effective amount of a compound of Formula II or Formula III, and all sub-embodiments thereof. In one embodiment, the Flt3 mediated disease is selected from the group consisting of acute myeloid leukemia (AML); mixed lineage leukemia (MLL); acute promyelocytic leukemia; acute lymphocytic leukemia, acute lymphoblastic leukemia, myeloid sarcoma; T-cell type acute lymphocytic leukemia (T-ALL); B-cell type acute lymphocytic leukemia (B-ALL); chronic myelomonocytic leukemia (CMML); myelodysplastic syndrome; myeloproliferative disorders; other proliferative disorders, including, but not limiting to, cancer; autoimmune disorders; and skin disorders, such as psoriasis and atopic dermatitis. In another embodiment, the Flt3 mediated disease is selected from axonal degeneration, acute transverse myelitis, amyotrophic lateral sclerosis, infantile spinal muscular atrophy, juvenile spinal muscular atrophy, Creutzfeldt-Jakob disease, subacute sclerosing panencephalitis, organ rejection, bone marrow transplant rejection, non-myeloablative bone marrow transplant rejection, ankylosing spondylitis, aplastic anemia, Behcet's disease, graft-versus-host disease, Graves' disease, autoimmune hemolytic anemia, Wegener's granulomatosis, hyper IgE syndrome, idiopathic thrombocytopenia purpura, or Myasthenia gravis.

**[0191]** In a related aspect, compounds of Formula II or Formula III, and all sub-embodiments thereof, can be used in the preparation of a medicament for the treatment of a Flt3-mediated or a mutant Flt3-mediated disease or condition selected from the group consisting of malignancies, including, but not limited to, acute myeloid leukemia (AML); mixed lineage leukemia (MLL); acute promyelocytic leukemia; acute lymphocytic leukemia, acute lymphoblastic leukemia, myeloid sarcoma; T-cell type acute lymphocytic leukemia (T-ALL); B-cell type acute lymphocytic leukemia (B-ALL); chronic myelomonocytic leukemia (CMML); myelodysplastic syndrome; myeloproliferative disorders; other proliferative disorders, including, but not limiting to, cancer; autoimmune disorders; and skin disorders, such as psoriasis and atopic dermatitis

**[0192]** In a further aspect, the invention provides methods for treating a Flt3-mediated or a mutant Flt3-mediated disease or condition in an animal subject (e.g. a mammal such as a human, other primates, sports animals, animals of commercial interest such as cattle, farm animals such as horses, or pets such as dogs and cats), e.g., a disease or condition characterized by abnormal Flt3 activity (e.g. kinase activity). Invention methods involve administering to the subject suffering from or at risk of a Flt3 mediated disease or condition an effective amount of compound of Formula II or Formula III, and all sub-embodiments thereof. In one embodiment, the Flt3 mediated or mutant Flt3-mediated disease is selected from the group consisting of acute myeloid leukemia (AML); mixed lineage leukemia (MLL); acute promyelocytic leukemia; acute



lymphocytic leukemia, acute lymphoblastic leukemia, myeloid sarcoma; T-cell type acute lymphocytic leukemia (T-ALL); B-cell type acute lymphocytic leukemia (B-ALL); chronic myelomonocytic leukemia (CMML); myelodysplastic syndrome; myeloproliferative disorders; other proliferative disorders, including, but not limiting to, cancer; autoimmune disorders; and skin disorders, such as psoriasis and atopic dermatitis.

**[0193]** In a related aspect, compounds of Formula II or Formula III, and all sub-embodiments thereof, can be used in the preparation of a medicament for the treatment of a Flt3-mediated or a mutant Flt3-mediated disease or condition selected from the group consisting of acute myeloid leukemia (AML); mixed lineage leukemia (MLL); acute promyelocytic leukemia; acute lymphocytic leukemia, acute lymphoblastic leukemia, myeloid sarcoma; T-cell type acute lymphocytic leukemia (T-ALL); B-cell type acute lymphocytic leukemia (B-ALL); chronic myelomonocytic leukemia (CMML); myelodysplastic syndrome; myeloproliferative disorders; other proliferative disorders, including, but not limiting to, cancer; autoimmune disorders; and skin disorders, such as psoriasis and atopic dermatitis.

**[0194]** In a further aspect, the invention provides methods for treating a Flt3-mediated or a mutant Flt3-mediated disease or condition in an animal subject (e.g. a mammal such as a human, other primates, sports animals, animals of commercial interest such as cattle, farm animals such as horses, or pets such as dogs and cats), e.g., a disease or condition characterized by abnormal Flt3 activity (e.g. kinase activity). Invention methods involve administering to the subject suffering from or at risk of a Flt3-mediated or a mutant Flt3-mediated disease or condition an effective amount of compound of Formula I, Formula Ia, Formula Ib, or Formula Ig, and all sub-embodiments thereof. In one embodiment, the Flt3 mediated disease is selected from the group consisting of acute myeloid leukemia (AML); mixed lineage leukemia (MLL); acute promyelocytic leukemia; acute lymphocytic leukemia, acute lymphoblastic leukemia, myeloid sarcoma; T-cell type acute lymphocytic leukemia (T-ALL); B-cell type acute lymphocytic leukemia (B-ALL); chronic myelomonocytic leukemia (CMML); myelodysplastic syndrome; myeloproliferative disorders; other proliferative disorders, including, but not limiting to, cancer; autoimmune disorders; and skin disorders, such as psoriasis and atopic dermatitis.

**[0195]** In a related aspect, compounds of Formula I, Formula Ia, Formula Ib, or Formula Ig, and all sub-embodiments thereof, can be used in the preparation of a medicament for the treatment of a Flt3-mediated or a mutant Flt3-mediated disease or condition selected from the group consisting of acute myeloid leukemia (AML); mixed lineage leukemia (MLL); acute promyelocytic leukemia; acute lymphocytic leukemia, acute lymphoblastic leukemia, myeloid sarcoma; T-cell type acute lymphocytic leukemia (T-ALL); B-cell type acute lymphocytic leukemia (B-ALL); chronic

myelomonocytic leukemia (CMML); myelodysplastic syndrome; myeloproliferative disorders; other proliferative disorders, including, but not limiting to, cancer; autoimmune disorders; and skin disorders, such as psoriasis and atopic dermatitis.

[0196] In a further aspect, the invention provides methods for treating, in an animal subject (e.g. a mammal such as a human, other primates, sports animals, animals of commercial interest such as cattle, farm animals such as horses, or pets such as dogs and cats), a disease or condition mediated by oncogenic Flt3, e.g., a disease or condition characterized by abnormal Flt3 activity (e.g. kinase activity). Invention methods involve administering to the subject suffering from or at risk of a disease or condition mediated by Flt3 an effective amount of compound of Formula II or Formula III, and all sub-embodiments thereof. In one embodiment, the condition mediated by Flt3 is selected from the group consisting of acute myeloid leukemia (AML); mixed lineage leukemia (MLL); acute promyelocytic leukemia; acute lymphocytic leukemia, acute lymphoblastic leukemia, myeloid sarcoma; T-cell type acute lymphocytic leukemia (T-ALL); B-cell type acute lymphocytic leukemia (B-ALL); chronic myelomonocytic leukemia (CMML); myelodysplastic syndrome; myeloproliferative disorders; other proliferative disorders, including, but not limiting to, cancer; autoimmune disorders; and skin disorders, such as psoriasis and atopic dermatitis.

[0197] In a related aspect, compounds of Formula II or Formula III, and all sub-embodiments thereof, can be used in the preparation of a medicament for the treatment of a Flt3-mediated or a mutant Flt3-mediated disease or condition selected from the group consisting of acute myeloid leukemia (AML); mixed lineage leukemia (MLL); acute promyelocytic leukemia; acute lymphocytic leukemia, acute lymphoblastic leukemia, myeloid sarcoma; T-cell type acute lymphocytic leukemia (T-ALL); B-cell type acute lymphocytic leukemia (B-ALL); chronic myelomonocytic leukemia (CMML); myelodysplastic syndrome; myeloproliferative disorders; other proliferative disorders, including, but not limiting to, cancer; autoimmune disorders; and skin disorders, such as psoriasis and atopic dermatitis.

[0198] In particular embodiments, the compound has an  $IC_{50}$  of less than 100 nM, less than 50 nM, less than 20 nM, less than 10 nM, or less than 5 nM as determined in a generally accepted kinase activity assay. In certain embodiments, the selectivity of the compound is such that the compound is at least 2-fold, 5-fold, 10-fold, or 100-fold more active on oncogenic or mutant Flt3 than wild type Flt3. In certain embodiments, the selectivity of the compound is such that the compound is at least 2-fold, 5-fold, 10-fold, or 100-fold more active oncogenic Flt3 than wild type Flt3. In certain embodiments, the selectivity of the compound is such that the compound is at least 2-fold, 5-fold, 10-fold, or 100-fold more active on oncogenic Flt3 than wild type Flt3. In certain

embodiments, the compound has in combination each pairing of activity (e.g.  $IC_{50}$ ) and/or selectivity as specified in this paragraph.

[0199] In particular embodiments, the compound has an  $IC_{50}$  of less than 100 nM, less than 50 nM, less than 20 nM, less than 10 nM, or less than 5 nM as determined in a generally accepted kinase activity assay for Flt3 kinase activity. In certain embodiments, the selectivity of the compound is such that the compound is at least 2-fold, 5-fold, 10-fold, or 100-fold more active on oncogenic Flt3 than on wild type Flt3.

[0200] In particular embodiments, the compound has an  $IC_{50}$  of less than 100 nM, less than 50 nM, less than 20 nM, less than 10 nM, or less than 5 nM as determined in a generally accepted kinase activity assay for Flt3 kinase activity, and further has an  $IC_{50}$  of less than 100 nM, less than 50 nM, less than 20 nM, less than 10 nM, or less than 5 nM as determined in a generally accepted kinase activity.

[0201] An additional aspect of this invention relates to compositions that include a therapeutically effective amount of a compound of Formula II or Formula III and all sub-embodiments thereof and at least one pharmaceutically acceptable carrier, excipient, and/or diluent, including combinations of any two or more compounds of Formula II or Formula III. The composition can further include one or more different pharmacologically active compounds, which can include one or more compounds of Formula I (including Formula Ia, Ib, and Ig, and all sub-embodiments thereof), Formula II or Formula III.

[0202] In one aspect, the invention provides a method of treating a cancer by administering to the subject an effective amount of a composition including a compound of Formula II or Formula III, in combination with one or more other therapies or medical procedures effective in treating the cancer. Other therapies or medical procedures include suitable anticancer therapy (e.g. drug therapy, vaccine therapy, gene therapy, photodynamic therapy) or medical procedure (e.g. surgery, radiation treatment, hyperthermia heating, bone marrow or stem cell transplant). In one aspect, the one or more suitable anticancer therapies or medical procedures is selected from treatment with a chemotherapeutic agent (e.g. chemotherapeutic drug), radiation treatment (e.g. x-ray,  $\gamma$ -ray, or electron, proton, neutron, or  $\alpha$  particle beam), hyperthermia heating (e.g. microwave, ultrasound, radiofrequency ablation), Vaccine therapy (e.g. AFP gene hepatocellular carcinoma vaccine, AFP adenoviral vector vaccine, AG-858, allogeneic GM-CSF-secretion breast cancer vaccine, dendritic cell peptide vaccines), gene therapy (e.g. Ad5CMV-p53 vector, adenovector encoding MDA7, adenovirus 5-tumor necrosis factor alpha), photodynamic therapy (e.g. aminolevulinic acid, motexafin lutetium), surgery, and bone marrow and stem cell transplantation.

[0203] In one aspect, the invention provides a method of treating a cancer by administering to the subject an effective amount of a composition including a compound of Formula II or Formula III, in combination with one or more suitable chemotherapeutic agents. In one aspect, the one or more suitable chemotherapeutic agents is selected from an alkylating agent, including, but not limited to, adozelesin, altretamine, bizelesin, busulfan, carboplatin, carboquone, carmustine, chlorambucil, cisplatin, cyclophosphamide, dacarbazine, estramustine, fotemustine, hepsulfam, ifosfamide, improsulfan, irofulven, lomustine, mechlorethamine, melphalan, oxaliplatin, pipsulfan, semustine, streptozocin, temozolomide, thiotepa, and treosulfan; an antibiotic, including, but not limited to, bleomycin, dactinomycin, daunorubicin, doxorubicin, epirubicin, idarubicin, menogaril, mitomycin, mitoxantrone, neocarzinostatin, pentostatin, and plicamycin; an antimetabolite, including, but not limited to, azacitidine, capecitabine, cladribine, clofarabine, cytarabine, decitabine, floxuridine, fludarabine, 5-fluorouracil, ftorafur, gemcitabine, hydroxyurea, mercaptopurine, methotrexate, nelarabine, pemetrexed, raltitrexed, thioguanine, and trimetrexate; an immunotherapy, including, but not limited to, alemtuzumab, bevacizumab, cetuximab, galiximab, gemtuzumab, panitumumab, pertuzumab, rituximab, tositumomab, trastuzumab, and 90 Y ibritumomab tiuxetan; a hormone or hormone antagonist, including, but not limited to, anastrozole, androgens, buserelin, diethylstilbestrol, exemestane, flutamide, fulvestrant, goserelin, idoxifene, letrozole, leuprolide, magestrol, raloxifene, tamoxifen, and toremifene; a taxane, including, but not limited to, DJ-927, docetaxel, TPI 287, paclitaxel and DHA-paclitaxel; a retinoid, including, but not limited to, alitretinoin, bexarotene, fenretinide, isotretinoin, and tretinoin; an alkaloid, including, but not limited to, etoposide, homoharringtonine, teniposide, vinblastine, vincristine, vindesine, and vinorelbine; an antiangiogenic agent, including, but not limited to, AE-941 (GW786034, Neovastat), ABT-510, 2-methoxyestradiol, lenalidomide, and thalidomide; a topoisomerase inhibitor, including, but not limited to, amsacrine, edotecarin, exatecan, irinotecan (also active metabolite SN-38 (7-ethyl-10-hydroxy-camptothecin)), rubitecan, topotecan, and 9-aminocamptothecin; a kinase inhibitor, including, but not limited to, erlotinib, gefitinib, flavopiridol, imatinib mesylate, lapatinib, sorafenib, sunitinib malate, AEE-788, AG-013736, AMG 706, AMN107, BMS-354825, BMS-599626, UCN-01 (7-hydroxystaurosporine), vemurafenib, dabrafenib and vatalanib; a targeted signal transduction inhibitor including, but not limited to bortezomib, geldanamycin, and rapamycin; a biological response modifier, including, but not limited to, imiquimod, interferon- $\alpha$ , and interleukin-2; and other chemotherapeutics, including, but not limited to 3-AP (3-amino-2-carboxyaldehyde thiosemicarbazone), aminoglutethimide, asparaginase, bryostatin-1, cilengitide, E7389, ixabepilone, procarbazine, sulindac, temsirolimus, tipifarnib. Preferably, the method of treating a cancer involves administering to the subject an effective amount of a composition of Formula II, Formula III or Formula IV in combination with a chemotherapeutic agent selected from 5-fluorouracil,

carboplatin, dacarbazine, gefitinib, oxaliplatin, paclitaxel, SN-38, temozolomide, vinblastine, bevacizumab, cetuximab, or erlotinib. In another embodiment, the chemotherapeutic agent is a Mek inhibitor. Exemplary Mek inhibitors include, but are not limited to, AS703026, AZD6244 (Selumetinib), AZD8330, BIX 02188, CI-1040 (PD184352), GSK1120212 (JTP-74057), PD0325901, PD318088, PD98059, RDEA119(BAY 869766), TAK-733 and U0126-EtOH.

[0204] In another aspect, the invention provides a method of treating or prophylaxis of a disease or condition in a mammal, by administering to the mammal a therapeutically effective amount of a compound of Formula II or Formula III, a prodrug of such compound, or a pharmaceutically acceptable salt of such compound or prodrug. The compound can be alone or can be part of a composition.

[0205] In another aspect, the present invention also provides a method for modulating Flt3 activity by contacting a Flt3 or a mutant Flt3 with administering an effective amount of a compound of Formula I, Formula Ia, Formula Ib, Formula Ig, Formula II, Formula Iia, Formula Iib, Formula Iic, Formula Iid, Formula Iie, Formula Iif, Formula Iig, Formula Iih, Formula Iii, Formula Iij, Formula Iik, Formula Iim, Formula Iin, Formula Iio, Formula Iip, or Formula III and all sub-embodiments thereof and all the compounds described herein. The compound is preferably provided at a level sufficient to modulate the activity of the Flt3 by at least 10%, more preferably at least 20%, 30%, 40%, 50%, 60%, 70%, 80%, 90%, or greater than 90%. In many embodiments, the compound will be at a concentration of about 1  $\mu$ M, 100  $\mu$ M, or 1 mM, or in a range of 1-100 nM, 100-500 nM, 500-1000 nM, 1-100  $\mu$ M, 100-500  $\mu$ M, or 500-1000  $\mu$ M. In some embodiments, the contacting is carried out *in vitro*. In other embodiments, the contacting is carried out *in vivo*.

[0206] Additional aspects and embodiments will be apparent from the following Detailed Description and from the claims.

#### DETAILED DESCRIPTION OF THE PREFERRED EMBODIMENTS

[0207] As used herein the following definitions apply:

[0208] "Halo" and "halogen" refer to all halogens, that is, chloro (Cl), fluoro (F), bromo (Br), or iodo (I).

[0209] "Hydroxyl" and "hydroxy" refer to the group -OH.

[0210] "Thiol" refers to the group -SH.

[0211] "Lower alkyl" alone or in combination means an alkane-derived radical containing from 1 to 6 carbon atoms (unless specifically defined) that includes a straight chain alkyl or branched alkyl. The straight chain or branched alkyl group is attached at any available point to produce a stable compound. In many embodiments, a lower alkyl is a straight or branched alkyl group containing from 1-6, 1-4, or 1-2, carbon atoms, such as methyl, ethyl, propyl, isopropyl, butyl, t-butyl, and the like. "Optionally substituted lower alkyl" denotes lower alkyl that is independently substituted, unless indicated otherwise, with one or more, preferably 1, 2, 3, 4 or 5, also 1, 2, or 3 substituents, attached at any available atom to produce a stable compound, wherein the substituents are selected from the group consisting of -F, -OH, -NH<sub>2</sub>, -NO<sub>2</sub>, -CN, -C(O)OH, -C(S)OH, -C(O)NH<sub>2</sub>, -C(S)NH<sub>2</sub>, -S(O)<sub>2</sub>NH<sub>2</sub>, -NHC(O)NH<sub>2</sub>, -NHC(S)NH<sub>2</sub>, -NHS(O)<sub>2</sub>NH<sub>2</sub>, -C(NH)NH<sub>2</sub>, -OR<sup>a</sup>, -SR<sup>a</sup>, -OC(O)R<sup>a</sup>, -OC(S)R<sup>a</sup>, -C(O)R<sup>a</sup>, -C(S)R<sup>a</sup>, -C(O)OR<sup>a</sup>, -C(S)OR<sup>a</sup>, -S(O)R<sup>a</sup>, -S(O)<sub>2</sub>R<sup>a</sup>, -C(O)NHR<sup>a</sup>, -C(S)NHR<sup>a</sup>, -C(O)NR<sup>a</sup>R<sup>a</sup>, -C(S)NR<sup>a</sup>R<sup>a</sup>, -S(O)<sub>2</sub>NHR<sup>a</sup>, -S(O)<sub>2</sub>NR<sup>a</sup>R<sup>a</sup>, -C(NH)NHR<sup>a</sup>, -C(NH)NR<sup>b</sup>R<sup>c</sup>, -NHC(O)R<sup>a</sup>, -NHC(S)R<sup>a</sup>, -NR<sup>a</sup>C(O)R<sup>a</sup>, -NR<sup>a</sup>C(S)R<sup>a</sup>, -NHS(O)<sub>2</sub>R<sup>a</sup>, -NR<sup>a</sup>S(O)<sub>2</sub>R<sup>a</sup>, -NHC(O)NHR<sup>a</sup>, -NHC(S)NHR<sup>a</sup>, -NR<sup>a</sup>C(O)NH<sub>2</sub>, -NR<sup>a</sup>C(S)NH<sub>2</sub>, -NR<sup>a</sup>C(O)NHR<sup>a</sup>, -NR<sup>a</sup>C(S)NHR<sup>a</sup>, -NHC(O)NR<sup>a</sup>R<sup>a</sup>, -NHC(S)NR<sup>a</sup>R<sup>a</sup>, -NR<sup>a</sup>C(O)NR<sup>a</sup>R<sup>a</sup>, -NR<sup>a</sup>C(S)NR<sup>a</sup>R<sup>a</sup>, -NHS(O)<sub>2</sub>NHR<sup>a</sup>, -NR<sup>a</sup>S(O)<sub>2</sub>NH<sub>2</sub>, -NR<sup>a</sup>S(O)<sub>2</sub>NHR<sup>a</sup>, -NHS(O)<sub>2</sub>NR<sup>a</sup>R<sup>a</sup>, -NR<sup>a</sup>S(O)<sub>2</sub>NR<sup>a</sup>R<sup>a</sup>, -NHR<sup>a</sup>, -NR<sup>a</sup>R<sup>a</sup>, -R<sup>c</sup>, -R<sup>f</sup>, and -R<sup>g</sup>. Further, possible substitutions include subsets of these substitutions, such as are indicated herein, for example, in the description of compounds of Formula I (including Formulae Ia, Ib, Ig and all sub-embodiments thereof), attached at any available atom to produce a stable compound. For example "fluoro substituted lower alkyl" denotes a lower alkyl group substituted with one or more fluoro atoms, such as perfluoroalkyl, where preferably the lower alkyl is substituted with 1, 2, 3, 4 or 5 fluoro atoms, also 1, 2, or 3 fluoro atoms. While it is understood that substitutions are attached at any available atom to produce a stable compound, when optionally substituted alkyl is an R group of a moiety such as -OR, -NHR, -C(O)NHR, and the like, substitution of the alkyl R group is such that substitution of the alkyl carbon bound to any -O-, -S-, or -N- of the moiety (except where -N- is a heteroaryl ring atom) excludes substituents that would result in any -O-, -S-, or -N- of the substituent (except where -N- is a heteroaryl ring atom) being bound to the alkyl carbon bound to any -O-, -S-, or -N- of the moiety.

[0212] "Lower alkylene" refers to a divalent alkane-derived radical containing 1-6 carbon atoms, straight chain or branched, from which two hydrogen atoms are taken from the same carbon atom or from different carbon atoms. Examples of lower alkylene include, but are not limited to, methylene -CH<sub>2</sub>-, ethylene -CH<sub>2</sub>CH<sub>2</sub>-, propylene -CH<sub>2</sub>CH<sub>2</sub>CH<sub>2</sub>-, isopropylene -CH(CH<sub>3</sub>)CH-, and the like. "Optionally substituted lower alkylene" denotes lower alkylene that is independently substituted, unless indicated otherwise, with one or more, preferably 1, 2, 3, 4 or 5, also 1, 2, or 3 substituents, attached at any available atom to produce a stable compound, wherein the

substituents are selected from the group consisting of -F, -OH, -NH<sub>2</sub>, -NO<sub>2</sub>, -CN, -C(O)OH, -C(S)OH, -C(O)NH<sub>2</sub>, -C(S)NH<sub>2</sub>, -S(O)<sub>2</sub>NH<sub>2</sub>, -NHC(O)NH<sub>2</sub>, -NHC(S)NH<sub>2</sub>, -NHS(O)<sub>2</sub>NH<sub>2</sub>, -C(NH)NH<sub>2</sub>, -OR<sup>a</sup>, -SR<sup>a</sup>, -OC(O)R<sup>a</sup>, -OC(S)R<sup>a</sup>, -C(O)R<sup>a</sup>, -C(S)R<sup>a</sup>, -C(O)OR<sup>a</sup>, -C(S)OR<sup>a</sup>, -S(O)R<sup>a</sup>, -S(O)<sub>2</sub>R<sup>a</sup>, -C(O)NHR<sup>a</sup>, -C(S)NHR<sup>a</sup>, -C(O)NR<sup>a</sup>R<sup>a</sup>, -C(S)NR<sup>a</sup>R<sup>a</sup>, -S(O)<sub>2</sub>NHR<sup>a</sup>, -S(O)<sub>2</sub>NR<sup>a</sup>R<sup>a</sup>, -C(NH)NHR<sup>a</sup>, -C(NH)NR<sup>b</sup>R<sup>c</sup>, -NHC(O)R<sup>a</sup>, -NHC(S)R<sup>a</sup>, -NR<sup>a</sup>C(O)R<sup>a</sup>, -NR<sup>a</sup>C(S)R<sup>a</sup>, -NHS(O)<sub>2</sub>R<sup>a</sup>, -NR<sup>a</sup>S(O)<sub>2</sub>R<sup>a</sup>, -NHC(O)NHR<sup>a</sup>, -NHC(S)NHR<sup>a</sup>, -NR<sup>a</sup>C(O)NHR<sup>a</sup>, -NR<sup>a</sup>C(O)NH<sub>2</sub>, -NR<sup>a</sup>C(S)NH<sub>2</sub>, -NR<sup>a</sup>C(S)NHR<sup>a</sup>, -NHC(O)NR<sup>a</sup>R<sup>a</sup>, -NHC(S)NR<sup>a</sup>R<sup>a</sup>, -NR<sup>a</sup>C(O)NR<sup>a</sup>R<sup>a</sup>, -NR<sup>a</sup>C(S)NR<sup>a</sup>R<sup>a</sup>, -NHS(O)<sub>2</sub>NHR<sup>a</sup>, -NR<sup>a</sup>S(O)<sub>2</sub>NH<sub>2</sub>, -NR<sup>a</sup>S(O)<sub>2</sub>NHR<sup>a</sup>, -NHS(O)<sub>2</sub>NR<sup>a</sup>R<sup>a</sup>, -NR<sup>a</sup>S(O)<sub>2</sub>NR<sup>a</sup>R<sup>a</sup>, -NHR<sup>a</sup>, -NR<sup>a</sup>R<sup>a</sup>, -R<sup>e</sup>, -R<sup>f</sup>, and -R<sup>g</sup>, or two substituents on any one carbon or a substituent on each of any two carbons in the alkylene chain may join to form a 3-7 membered monocyclic cycloalkyl or 5-7 membered monocyclic heterocycloalkyl wherein the monocyclic cycloalkyl or monocyclic heterocycloalkyl are optionally substituted with one or more substituents selected from the group consisting of halogen, -OH, -NH<sub>2</sub>, lower alkyl, fluoro substituted lower alkyl, lower alkoxy, fluoro substituted lower alkoxy, lower alkylthio, fluoro substituted lower alkylthio, mono-alkylamino, di-alkylamino, and cycloalkylamino.

[0213] "Lower alkenyl" alone or in combination means a straight or branched hydrocarbon containing 2-6 carbon atoms (unless specifically defined) and at least one, preferably 1-3, more preferably 1-2, most preferably one, carbon to carbon double bond. Carbon to carbon double bonds may be either contained within a straight chain or branched portion. Examples of lower alkenyl groups include ethenyl, propenyl, isopropenyl, butenyl, and the like. "Substituted lower alkenyl" denotes lower alkenyl that is independently substituted, unless indicated otherwise, with one or more, preferably 1, 2, 3, 4 or 5, also 1, 2, or 3 substituents, attached at any available atom to produce a stable compound, wherein the substituents are selected from the group consisting of -F, -OH, -NH<sub>2</sub>, -NO<sub>2</sub>, -CN, -C(O)OH, -C(S)OH, -C(O)NH<sub>2</sub>, -C(S)NH<sub>2</sub>, -S(O)<sub>2</sub>NH<sub>2</sub>, -NHC(O)NH<sub>2</sub>, -NHC(S)NH<sub>2</sub>, -NHS(O)<sub>2</sub>NH<sub>2</sub>, -C(NH)NH<sub>2</sub>, -OR<sup>a</sup>, -SR<sup>a</sup>, -OC(O)R<sup>a</sup>, -OC(S)R<sup>a</sup>, -C(O)R<sup>a</sup>, -C(S)R<sup>a</sup>, -C(O)OR<sup>a</sup>, -C(S)OR<sup>a</sup>, -S(O)R<sup>a</sup>, -S(O)<sub>2</sub>R<sup>a</sup>, -C(O)NHR<sup>a</sup>, -C(S)NHR<sup>a</sup>, -C(O)NR<sup>a</sup>R<sup>a</sup>, -C(S)NR<sup>a</sup>R<sup>a</sup>, -S(O)<sub>2</sub>NHR<sup>a</sup>, -S(O)<sub>2</sub>NR<sup>a</sup>R<sup>a</sup>, -C(NH)NHR<sup>a</sup>, -C(NH)NR<sup>b</sup>R<sup>c</sup>, -NHC(O)R<sup>a</sup>, -NHC(S)R<sup>a</sup>, -NR<sup>a</sup>C(O)R<sup>a</sup>, -NR<sup>a</sup>C(S)R<sup>a</sup>, -NHS(O)<sub>2</sub>R<sup>a</sup>, -NR<sup>a</sup>S(O)<sub>2</sub>R<sup>a</sup>, -NHC(O)NHR<sup>a</sup>, -NHC(S)NHR<sup>a</sup>, -NR<sup>a</sup>C(O)NH<sub>2</sub>, -NR<sup>a</sup>C(S)NH<sub>2</sub>, -NR<sup>a</sup>C(O)NHR<sup>a</sup>, -NR<sup>a</sup>C(S)NHR<sup>a</sup>, -NHC(O)NR<sup>a</sup>R<sup>a</sup>, -NHC(S)NR<sup>a</sup>R<sup>a</sup>, -NR<sup>a</sup>C(O)NR<sup>a</sup>R<sup>a</sup>, -NR<sup>a</sup>C(S)NR<sup>a</sup>R<sup>a</sup>, -NHS(O)<sub>2</sub>NHR<sup>a</sup>, -NR<sup>a</sup>S(O)<sub>2</sub>NH<sub>2</sub>, -NR<sup>a</sup>S(O)<sub>2</sub>NHR<sup>a</sup>, -NHS(O)<sub>2</sub>NR<sup>a</sup>R<sup>a</sup>, -NR<sup>a</sup>S(O)<sub>2</sub>NR<sup>a</sup>R<sup>a</sup>, -NHR<sup>a</sup>, -NR<sup>a</sup>R<sup>a</sup>, -R<sup>d</sup>, -R<sup>f</sup>, and -R<sup>g</sup>. Further, possible substitutions include subsets of these substitutions, such as are indicated herein, for example, in the description of compounds of Formula I (including Formulae Ia, Ib, Ig and all sub-embodiments thereof), attached at any available atom to produce a stable compound. For example "fluoro substituted lower alkenyl" denotes a lower alkenyl group substituted with one or more fluoro

atoms, where preferably the lower alkenyl is substituted with 1, 2, 3, 4 or 5 fluoro atoms, also 1, 2, or 3 fluoro atoms. While it is understood that substitutions are attached at any available atom to produce a stable compound, substitution of alkenyl groups are such that -F, -C(O)-, -C(S)-, -C(NH)-, -S(O)-, -S(O)<sub>2</sub>-, -O-, -S-, or -N- (except where -N- is a heteroaryl ring atom), are not bound to an alkene carbon thereof. Further, where alkenyl is a substituent of another moiety or an R group of a moiety such as -OR, -NHR, -C(O)R, and the like, substitution of the moiety is such that any -C(O)-, -C(S)-, -S(O)-, -S(O)<sub>2</sub>-, -O-, -S-, or -N- thereof (except where -N- is a heteroaryl ring atom) are not bound to an alkene carbon of the alkenyl substituent or R group. Further, where alkenyl is a substituent of another moiety or an R group of a moiety such as -OR, -NHR, -C(O)NHR, and the like, substitution of the alkenyl R group is such that substitution of the alkenyl carbon bound to any -O-, -S-, or -N- of the moiety (except where -N- is a heteroaryl ring atom) excludes substituents that would result in any -O-, -S-, or -N- of the substituent (except where -N- is a heteroaryl ring atom) being bound to the alkenyl carbon bound to any -O-, -S-, or -N- of the moiety. An "alkenyl carbon" refers to any carbon within an alkenyl group, whether saturated or part of the carbon to carbon double bond. An "alkene carbon" refers to a carbon within an alkenyl group that is part of a carbon to carbon double bond.

**[0214]** "Lower alkynyl" alone or in combination means a straight or branched hydrocarbon containing 2-6 carbon atoms (unless specifically defined) containing at least one, preferably one, carbon to carbon triple bond. Examples of alkynyl groups include ethynyl, propynyl, butynyl, and the like. "Substituted lower alkynyl" denotes lower alkynyl that is independently substituted, unless indicated otherwise, with one or more, preferably 1, 2, 3, 4 or 5, also 1, 2, or 3 substituents, attached at any available atom to produce a stable compound, wherein the substituents are selected from the group consisting of -F, -OH, -NH<sub>2</sub>, -NO<sub>2</sub>, -CN, -C(O)OH, -C(S)OH, -C(O)NH<sub>2</sub>, -C(S)NH<sub>2</sub>, -S(O)<sub>2</sub>NH<sub>2</sub>, -NHC(O)NH<sub>2</sub>, -NHC(S)NH<sub>2</sub>, -NHS(O)<sub>2</sub>NH<sub>2</sub>, -C(NH)NH<sub>2</sub>, -OR<sup>a</sup>, -SR<sup>a</sup>, -OC(O)R<sup>a</sup>, -OC(S)R<sup>a</sup>, -C(O)R<sup>a</sup>, -C(S)R<sup>a</sup>, -C(O)OR<sup>a</sup>, -C(S)OR<sup>a</sup>, -S(O)R<sup>a</sup>, -S(O)<sub>2</sub>R<sup>a</sup>, -C(O)NHR<sup>a</sup>, -C(S)NHR<sup>a</sup>, -C(O)NR<sup>a</sup>R<sup>a</sup>, -C(S)NR<sup>a</sup>R<sup>a</sup>, -S(O)<sub>2</sub>NHR<sup>a</sup>, -S(O)<sub>2</sub>NR<sup>a</sup>R<sup>a</sup>, -C(NH)NHR<sup>a</sup>, -C(NH)NR<sup>b</sup>R<sup>c</sup>, -NHC(O)R<sup>a</sup>, -NHC(S)R<sup>a</sup>, -NR<sup>a</sup>C(O)R<sup>a</sup>, -NR<sup>a</sup>C(S)R<sup>a</sup>, -NHS(O)<sub>2</sub>R<sup>a</sup>, -NR<sup>a</sup>S(O)<sub>2</sub>R<sup>a</sup>, -NHC(O)NHR<sup>a</sup>, -NHC(S)NHR<sup>a</sup>, -NR<sup>a</sup>C(O)NH<sub>2</sub>, -NR<sup>a</sup>C(S)NH<sub>2</sub>, -NR<sup>a</sup>C(O)NHR<sup>a</sup>, -NR<sup>a</sup>C(S)NHR<sup>a</sup>, -NHC(O)NR<sup>a</sup>R<sup>a</sup>, -NHC(S)NR<sup>a</sup>R<sup>a</sup>, -NR<sup>a</sup>C(O)NR<sup>a</sup>R<sup>a</sup>, -NR<sup>a</sup>C(S)NR<sup>a</sup>R<sup>a</sup>, -NHS(O)<sub>2</sub>NHR<sup>a</sup>, -NR<sup>a</sup>S(O)<sub>2</sub>NH<sub>2</sub>, -NR<sup>a</sup>S(O)<sub>2</sub>NHR<sup>a</sup>, -NHS(O)<sub>2</sub>NR<sup>a</sup>R<sup>a</sup>, -NR<sup>a</sup>S(O)<sub>2</sub>NR<sup>a</sup>R<sup>a</sup>, -NHR<sup>a</sup>, -NR<sup>a</sup>R<sup>a</sup>, -R<sup>d</sup>, -R<sup>e</sup>, and -R<sup>f</sup>. Further, possible substitutions include subsets of these substitutions, such as are indicated herein, for example, in the description of compounds of Formula I (including Formulae Ia, Ib, Ig and all sub-embodiments thereof), attached at any available atom to produce a stable compound. For example "fluoro substituted lower alkynyl" denotes a lower alkynyl group substituted with one or more fluoro atoms, where preferably the lower alkynyl is substituted with 1, 2, 3, 4 or 5 fluoro atoms,



also 1, 2, or 3 fluoro atoms. While it is understood that substitutions are attached at any available atom to produce a stable compound, substitution of alkynyl groups are such that -F, -C(O)-, -C(S)-, -C(NH)-, -S(O)-, -S(O)<sub>2</sub>-, -O-, -S-, or -N- (except where -N- is a heteroaryl ring atom), are not bound to an alkyne carbon thereof. Further, where alkynyl is a substituent of another moiety or an R group of a moiety such as -OR, -NHR, -C(O)R, and the like, substitution of the moiety is such that any -C(O)-, -C(S)-, -S(O)-, -S(O)<sub>2</sub>-, -O-, -S-, or -N- thereof (except where -N- is a heteroaryl ring atom) are not bound to an alkyne carbon of the alkynyl substituent or R group. Further, where alkynyl is a substituent of another moiety or an R group of a moiety such as -OR, -NHR, -C(O)NHR, and the like, substitution of the alkynyl R group is such that substitution of the alkynyl carbon bound to any -O-, -S-, or -N- of the moiety (except where -N- is a heteroaryl ring atom) excludes substituents that would result in any -O-, -S-, or -N- of the substituent (except where -N- is a heteroaryl ring atom) being bound to the alkynyl carbon bound to any -O-, -S-, or -N- of the moiety. An "alkynyl carbon" refers to any carbon within an alkynyl group, whether saturated or part of the carbon to carbon triple bond. An "alkyne carbon" refers to a carbon within an alkynyl group that is part of a carbon to carbon triple bond.

**[0215]** "Cycloalkyl" refers to saturated or unsaturated, non-aromatic monocyclic, bicyclic or tricyclic carbon ring systems of 3-10, also 3-8, more preferably 3-6, ring members per ring, such as cyclopropyl, cyclopentyl, cyclohexyl, adamantyl, and the like. "Cycloalkylene" is a divalent cycloalkyl. A "substituted cycloalkyl" is a cycloalkyl that is independently substituted, unless indicated otherwise, with one or more, preferably 1, 2, 3, 4 or 5, also 1, 2, or 3 substituents, attached at any available atom to produce a stable compound, wherein the substituents are selected from the group consisting of halogen, -OH, -NH<sub>2</sub>, -NO<sub>2</sub>, -CN, -C(O)OH, -C(S)OH, -C(O)NH<sub>2</sub>, -C(S)NH<sub>2</sub>, -S(O)<sub>2</sub>NH<sub>2</sub>, -NHC(O)NH<sub>2</sub>, -NHC(S)NH<sub>2</sub>, -NHS(O)<sub>2</sub>NH<sub>2</sub>, -C(NH)NH<sub>2</sub>, -OR<sup>a</sup>, -SR<sup>a</sup>, -OC(O)R<sup>a</sup>, -OC(S)R<sup>a</sup>, -C(O)R<sup>a</sup>, -C(S)R<sup>a</sup>, -C(O)OR<sup>a</sup>, -C(S)OR<sup>a</sup>, -S(O)R<sup>a</sup>, -S(O)<sub>2</sub>R<sup>a</sup>, -C(O)NHR<sup>a</sup>, -C(S)NHR<sup>a</sup>, -C(O)NR<sup>a</sup>R<sup>a</sup>, -C(S)NR<sup>a</sup>R<sup>a</sup>, -S(O)<sub>2</sub>NHR<sup>a</sup>, -S(O)<sub>2</sub>NR<sup>a</sup>R<sup>a</sup>, -C(NH)NHR<sup>a</sup>, -C(NH)NR<sup>b</sup>R<sup>c</sup>, -NHC(O)R<sup>a</sup>, -NHC(S)R<sup>a</sup>, -NR<sup>a</sup>C(O)R<sup>a</sup>, -NR<sup>a</sup>C(S)R<sup>a</sup>, -NHS(O)<sub>2</sub>R<sup>a</sup>, -NR<sup>a</sup>S(O)<sub>2</sub>R<sup>a</sup>, -NHC(O)NHR<sup>a</sup>, -NHC(S)NHR<sup>a</sup>, -NR<sup>a</sup>C(O)NH<sub>2</sub>, -NR<sup>a</sup>C(S)NH<sub>2</sub>, -NR<sup>a</sup>C(O)NHR<sup>a</sup>, -NR<sup>a</sup>C(S)NHR<sup>a</sup>, -NHC(O)NR<sup>a</sup>R<sup>a</sup>, -NHC(S)NR<sup>a</sup>R<sup>a</sup>, -NR<sup>a</sup>C(O)NR<sup>a</sup>R<sup>a</sup>, -NR<sup>a</sup>C(S)NR<sup>a</sup>R<sup>a</sup>, -NHS(O)<sub>2</sub>NHR<sup>a</sup>, -NR<sup>a</sup>S(O)<sub>2</sub>NH<sub>2</sub>, -NR<sup>a</sup>S(O)<sub>2</sub>NHR<sup>a</sup>, -NHS(O)<sub>2</sub>NR<sup>a</sup>R<sup>a</sup>, -NR<sup>a</sup>S(O)<sub>2</sub>NR<sup>a</sup>R<sup>a</sup>, -NHR<sup>a</sup>, -NR<sup>a</sup>R<sup>a</sup>, -R<sup>d</sup>, -R<sup>e</sup>, -R<sup>f</sup>, and -R<sup>g</sup>. "Substituted cycloalkylene" is a divalent substituted cycloalkyl.

**[0216]** "Heterocycloalkyl" refers to a saturated or unsaturated non-aromatic cycloalkyl group having from 5 to 10 atoms in which from 1 to 3 carbon atoms in the ring are replaced by heteroatoms of O, S or N, and are optionally fused with benzo or heteroaryl of 5-6 ring members. Heterocycloalkyl is also intended to include oxidized S or N, such as sulfinyl, sulfonyl and N-oxide of a tertiary ring nitrogen. Heterocycloalkyl is also intended to include compounds in which

one of the ring carbons is oxo substituted, i.e. the ring carbon is a carbonyl group, such as lactones and lactams. The point of attachment of the heterocycloalkyl ring is at a carbon or nitrogen atom such that a stable ring is retained. Examples of heterocycloalkyl groups include, but are not limited to, morpholino, tetrahydrofuranyl, dihydropyridinyl, piperidinyl, pyrrolidinyl, pyrrolidonyl, piperazinyl, dihydrobenzofuryl, and dihydroindolyl. "Heterocycloalkylene" is a divalent heterocycloalkyl. A "substituted heterocycloalkyl" is a heterocycloalkyl that is independently substituted, unless indicated otherwise, with one or more, preferably 1, 2, 3, 4 or 5, also 1, 2, or 3 substituents, attached at any available atom to produce a stable compound, wherein the substituents are selected from the group consisting of halogen, -OH, -NH<sub>2</sub>, -NO<sub>2</sub>, -CN, -C(O)OH, -C(S)OH, -C(O)NH<sub>2</sub>, -C(S)NH<sub>2</sub>, -S(O)<sub>2</sub>NH<sub>2</sub>, -NHC(O)NH<sub>2</sub>, -NHC(S)NH<sub>2</sub>, -NHS(O)<sub>2</sub>NH<sub>2</sub>, -C(NH)NH<sub>2</sub>, -OR<sup>a</sup>, -SR<sup>a</sup>, -OC(O)R<sup>a</sup>, -OC(S)R<sup>a</sup>, -C(O)R<sup>a</sup>, -C(S)R<sup>a</sup>, -C(O)OR<sup>a</sup>, -C(S)OR<sup>a</sup>, -S(O)R<sup>a</sup>, -S(O)<sub>2</sub>R<sup>a</sup>, -C(O)NHR<sup>a</sup>, -C(S)NHR<sup>a</sup>, -C(O)NR<sup>a</sup>R<sup>a</sup>, -C(S)NR<sup>a</sup>R<sup>a</sup>, -S(O)<sub>2</sub>NHR<sup>a</sup>, -S(O)<sub>2</sub>NR<sup>a</sup>R<sup>a</sup>, -C(NH)NHR<sup>a</sup>, -C(NH)NR<sup>b</sup>R<sup>c</sup>, -NHC(O)R<sup>a</sup>, -NHC(S)R<sup>a</sup>, -NR<sup>a</sup>C(O)R<sup>a</sup>, -NR<sup>a</sup>C(S)R<sup>a</sup>, -NHS(O)<sub>2</sub>R<sup>a</sup>, -NR<sup>a</sup>S(O)<sub>2</sub>R<sup>a</sup>, -NHC(O)NHR<sup>a</sup>, -NHC(S)NHR<sup>a</sup>, -NR<sup>a</sup>C(O)NH<sub>2</sub>, -NR<sup>a</sup>C(S)NH<sub>2</sub>, -NR<sup>a</sup>C(O)NHR<sup>a</sup>, -NR<sup>a</sup>C(S)NHR<sup>a</sup>, -NHC(O)NR<sup>a</sup>R<sup>a</sup>, -NHC(S)NR<sup>a</sup>R<sup>a</sup>, -NR<sup>a</sup>C(O)NR<sup>a</sup>R<sup>a</sup>, -NR<sup>a</sup>C(S)NR<sup>a</sup>R<sup>a</sup>, -NHS(O)<sub>2</sub>NHR<sup>a</sup>, -NR<sup>a</sup>S(O)<sub>2</sub>NH<sub>2</sub>, -NR<sup>a</sup>S(O)<sub>2</sub>NHR<sup>a</sup>, -NHS(O)<sub>2</sub>NR<sup>a</sup>R<sup>a</sup>, -NR<sup>a</sup>S(O)<sub>2</sub>NR<sup>a</sup>R<sup>a</sup>, -NHR<sup>a</sup>, -NR<sup>a</sup>R<sup>a</sup>, -R<sup>d</sup>, -R<sup>e</sup>, -R<sup>f</sup>, and -R<sup>g</sup>. "Substituted heterocycloalkylene" is a divalent substituted heterocycloalkyl.

[0217] "Aryl" alone or in combination refers to a monocyclic or bicyclic ring system containing aromatic hydrocarbons such as phenyl or naphthyl, which may be optionally fused with a cycloalkyl of preferably 5-7, more preferably 5-6, ring members. "Arylene" is a divalent aryl. A "substituted aryl" is an aryl that is independently substituted, unless indicated otherwise, with one or more, preferably 1, 2, 3, 4 or 5, also 1, 2, or 3 substituents, attached at any available atom to produce a stable compound, wherein the substituents are selected from the group consisting of halogen, -OH, -NH<sub>2</sub>, -NO<sub>2</sub>, -CN, -C(O)OH, -C(S)OH, -C(O)NH<sub>2</sub>, -C(S)NH<sub>2</sub>, -S(O)<sub>2</sub>NH<sub>2</sub>, -NHC(O)NH<sub>2</sub>, -NHC(S)NH<sub>2</sub>, -NHS(O)<sub>2</sub>NH<sub>2</sub>, -C(NH)NH<sub>2</sub>, -OR<sup>a</sup>, -SR<sup>a</sup>, -OC(O)R<sup>a</sup>, -OC(S)R<sup>a</sup>, -C(O)R<sup>a</sup>, -C(S)R<sup>a</sup>, -C(O)OR<sup>a</sup>, -C(S)OR<sup>a</sup>, -S(O)R<sup>a</sup>, -S(O)<sub>2</sub>R<sup>a</sup>, -C(O)NHR<sup>a</sup>, -C(S)NHR<sup>a</sup>, -C(O)NR<sup>a</sup>R<sup>a</sup>, -C(S)NR<sup>a</sup>R<sup>a</sup>, -S(O)<sub>2</sub>NHR<sup>a</sup>, -S(O)<sub>2</sub>NR<sup>a</sup>R<sup>a</sup>, -C(NH)NHR<sup>a</sup>, -C(NH)NR<sup>b</sup>R<sup>c</sup>, -NHC(O)R<sup>a</sup>, -NHC(S)R<sup>a</sup>, -NR<sup>a</sup>C(O)R<sup>a</sup>, -NR<sup>a</sup>C(S)R<sup>a</sup>, -NHS(O)<sub>2</sub>R<sup>a</sup>, -NR<sup>a</sup>S(O)<sub>2</sub>R<sup>a</sup>, -NHC(O)NHR<sup>a</sup>, -NHC(S)NHR<sup>a</sup>, -NR<sup>a</sup>C(O)NH<sub>2</sub>, -NR<sup>a</sup>C(S)NH<sub>2</sub>, -NR<sup>a</sup>C(O)NHR<sup>a</sup>, -NR<sup>a</sup>C(S)NHR<sup>a</sup>, -NHC(O)NR<sup>a</sup>R<sup>a</sup>, -NHC(S)NR<sup>a</sup>R<sup>a</sup>, -NR<sup>a</sup>C(O)NR<sup>a</sup>R<sup>a</sup>, -NR<sup>a</sup>C(S)NR<sup>a</sup>R<sup>a</sup>, -NHS(O)<sub>2</sub>NHR<sup>a</sup>, -NR<sup>a</sup>S(O)<sub>2</sub>NH<sub>2</sub>, -NR<sup>a</sup>S(O)<sub>2</sub>NHR<sup>a</sup>, -NHS(O)<sub>2</sub>NR<sup>a</sup>R<sup>a</sup>, -NR<sup>a</sup>S(O)<sub>2</sub>NR<sup>a</sup>R<sup>a</sup>, -NHR<sup>a</sup>, -NR<sup>a</sup>R<sup>a</sup>, -R<sup>d</sup>, -R<sup>e</sup>, -R<sup>f</sup>, and -R<sup>g</sup>. A "substituted arylene" is a divalent substituted aryl.

[0218] "Heteroaryl" alone or in combination refers to a monocyclic aromatic ring structure containing 5 or 6 ring atoms, or a bicyclic aromatic group having 8 to 10 atoms, containing one or

more, preferably 1-4, more preferably 1-3, even more preferably 1-2, heteroatoms independently selected from the group consisting of O, S, and N. Heteroaryl is also intended to include oxidized S or N, such as sulfinyl, sulfonyl and N-oxide of a tertiary ring nitrogen. A carbon or nitrogen atom is the point of attachment of the heteroaryl ring structure such that a stable compound is produced. Examples of heteroaryl groups include, but are not limited to, pyridinyl, pyridazinyl, pyrazinyl, quinoxalyl, indolizinyl, benzo[b]thienyl, quinazolinyl, purinyl, indolyl, quinolinyl, pyrimidinyl, pyrrolyl, oxazolyl, thiazolyl, thienyl, isoxazolyl, oxathiadiazolyl, isothiazolyl, tetrazolyl, imidazolyl, triazinyl, furanyl, benzofuryl, and indolyl. "Nitrogen containing heteroaryl" refers to heteroaryl wherein any heteroatoms are N. "Heteroarylene" is a divalent heteroaryl. A "substituted heteroaryl" is a heteroaryl that is independently substituted, unless indicated otherwise, with one or more, preferably 1, 2, 3, 4 or 5, also 1, 2, or 3 substituents, attached at any available atom to produce a stable compound, wherein the substituents are selected from the group consisting of halogen, -OH, -NH<sub>2</sub>, -NO<sub>2</sub>, -CN, -C(O)OH, -C(S)OH, -C(O)NH<sub>2</sub>, -C(S)NH<sub>2</sub>, -S(O)<sub>2</sub>NH<sub>2</sub>, -NHC(O)NH<sub>2</sub>, -NHC(S)NH<sub>2</sub>, -NHS(O)<sub>2</sub>NH<sub>2</sub>, -C(NH)NH<sub>2</sub>, -OR<sup>a</sup>, -SR<sup>a</sup>, -OC(O)R<sup>a</sup>, -OC(S)R<sup>a</sup>, -C(O)R<sup>a</sup>, -C(S)R<sup>a</sup>, -C(O)OR<sup>a</sup>, -C(S)OR<sup>a</sup>, -S(O)R<sup>a</sup>, -S(O)<sub>2</sub>R<sup>a</sup>, -C(O)NHR<sup>a</sup>, -C(S)NHR<sup>a</sup>, -C(O)NR<sup>a</sup>R<sup>a</sup>, -C(S)NR<sup>a</sup>R<sup>a</sup>, -S(O)<sub>2</sub>NHR<sup>a</sup>, -S(O)<sub>2</sub>NR<sup>a</sup>R<sup>a</sup>, -C(NH)NHR<sup>a</sup>, -C(NH)NR<sup>b</sup>R<sup>c</sup>, -NHC(O)R<sup>a</sup>, -NHC(S)R<sup>a</sup>, -NR<sup>a</sup>C(O)R<sup>a</sup>, -NR<sup>a</sup>C(S)R<sup>a</sup>, -NHS(O)<sub>2</sub>R<sup>a</sup>, -NR<sup>a</sup>S(O)<sub>2</sub>R<sup>a</sup>, -NHC(O)NHR<sup>a</sup>, -NHC(S)NHR<sup>a</sup>, -NR<sup>a</sup>C(O)NH<sub>2</sub>, -NR<sup>a</sup>C(S)NH<sub>2</sub>, -NR<sup>a</sup>C(O)NHR<sup>a</sup>, -NR<sup>a</sup>C(S)NHR<sup>a</sup>, -NHC(O)NR<sup>a</sup>R<sup>a</sup>, -NHC(S)NR<sup>a</sup>R<sup>a</sup>, -NR<sup>a</sup>C(O)NR<sup>a</sup>R<sup>a</sup>, -NR<sup>a</sup>C(S)NR<sup>a</sup>R<sup>a</sup>, -NHS(O)<sub>2</sub>NHR<sup>a</sup>, -NR<sup>a</sup>S(O)<sub>2</sub>NH<sub>2</sub>, -NR<sup>a</sup>S(O)<sub>2</sub>NHR<sup>a</sup>, -NHS(O)<sub>2</sub>NR<sup>a</sup>R<sup>a</sup>, -NR<sup>a</sup>S(O)<sub>2</sub>NR<sup>a</sup>R<sup>a</sup>, -NHR<sup>a</sup>, -NR<sup>a</sup>R<sup>a</sup>, -R<sup>d</sup>, -R<sup>e</sup>, -R<sup>f</sup>, and -R<sup>g</sup>. "Substituted heteroarylene" is a divalent substituted heteroaryl.

**[0219]** The variables R<sup>a</sup>, R<sup>b</sup>, R<sup>c</sup>, -R<sup>d</sup>, -R<sup>e</sup>, -R<sup>f</sup> and -R<sup>g</sup> as used in the description of optional substituents for alkyl, alkylene, alkenyl, alkynyl, cycloalkyl, heterocycloalkyl, aryl and heteroaryl are defined as follows:

each R<sup>a</sup>, R<sup>b</sup>, and R<sup>c</sup> are independently selected from the group consisting of -R<sup>d</sup>, -R<sup>e</sup>, -R<sup>f</sup>, and -R<sup>g</sup>, or R<sup>b</sup> and R<sup>c</sup> combine with the nitrogen to which they are attached to form a 5-7 membered heterocycloalkyl or a 5 or 7 membered nitrogen containing heteroaryl, wherein the 5-7 membered heterocycloalkyl or 5 or 7 membered nitrogen containing heteroaryl are optionally substituted with one or more, preferably 1, 2, 3, 4 or 5, also 1, 2, or 3 substituents selected from the group consisting of halogen, -NO<sub>2</sub>, -CN, -OH, -NH<sub>2</sub>, -OR<sup>u</sup>, -SR<sup>u</sup>, -NHR<sup>u</sup>, -NR<sup>u</sup>R<sup>u</sup>, -R<sup>x</sup>, and -R<sup>y</sup>;

each -R<sup>d</sup> is independently lower alkyl, wherein lower alkyl is optionally substituted with one or more, preferably 1, 2, 3, 4 or 5, also 1, 2 or 3 substituents selected from the group consisting of fluoro, -OH, -NH<sub>2</sub>, -NO<sub>2</sub>, -CN, -C(O)OH, -C(S)OH, -C(O)NH<sub>2</sub>, -C(S)NH<sub>2</sub>, -S(O)<sub>2</sub>NH<sub>2</sub>, -NHC(O)NH<sub>2</sub>, -NHC(S)NH<sub>2</sub>, -NHS(O)<sub>2</sub>NH<sub>2</sub>, -C(NH)NH<sub>2</sub>, -OR<sup>k</sup>, -SR<sup>k</sup>, -OC(O)R<sup>k</sup>, -OC(S)R<sup>k</sup>,

-C(O)R<sup>k</sup>, -C(S)R<sup>k</sup>, -C(O)OR<sup>k</sup>, -C(S)OR<sup>k</sup>, -S(O)R<sup>k</sup>, -S(O)<sub>2</sub>R<sup>k</sup>, -C(O)NHR<sup>k</sup>, -C(S)NHR<sup>k</sup>,  
 -C(O)NR<sup>k</sup>R<sup>k</sup>, -C(S)NR<sup>k</sup>R<sup>k</sup>, -S(O)<sub>2</sub>NHR<sup>k</sup>, -S(O)<sub>2</sub>NR<sup>k</sup>R<sup>k</sup>, -C(NH)NHR<sup>k</sup>, -C(NH)NR<sup>m</sup>R<sup>n</sup>,  
 -NHC(O)R<sup>k</sup>, -NHC(S)R<sup>k</sup>, -NR<sup>k</sup>C(O)R<sup>k</sup>, -NR<sup>k</sup>C(S)R<sup>k</sup>, -NHS(O)<sub>2</sub>R<sup>k</sup>, -NR<sup>k</sup>S(O)<sub>2</sub>R<sup>k</sup>, -NHC(O)NHR<sup>k</sup>,  
 -NHC(S)NHR<sup>k</sup>, -NR<sup>k</sup>C(O)NH<sub>2</sub>, -NR<sup>k</sup>C(S)NH<sub>2</sub>, -NR<sup>k</sup>C(O)NHR<sup>k</sup>, -NR<sup>k</sup>C(S)NHR<sup>k</sup>,  
 -NHC(O)NR<sup>k</sup>R<sup>k</sup>, -NHC(S)NR<sup>k</sup>R<sup>k</sup>, -NR<sup>k</sup>C(O)NR<sup>k</sup>R<sup>k</sup>, -NR<sup>k</sup>C(S)NR<sup>k</sup>R<sup>k</sup>, -NHS(O)<sub>2</sub>NHR<sup>k</sup>,  
 -NR<sup>k</sup>S(O)<sub>2</sub>NH<sub>2</sub>, -NR<sup>k</sup>S(O)<sub>2</sub>NHR<sup>k</sup>, -NHS(O)<sub>2</sub>NR<sup>k</sup>R<sup>k</sup>, -NR<sup>k</sup>S(O)<sub>2</sub>NR<sup>k</sup>R<sup>k</sup>, -NHR<sup>k</sup>, -NR<sup>k</sup>R<sup>k</sup>, -R<sup>i</sup>, and  
 -R<sup>j</sup>;

each -R<sup>e</sup> is independently lower alkenyl, wherein lower alkenyl is optionally substituted with one or more, preferably 1, 2, 3, 4 or 5, also 1, 2 or 3 substituents selected from the group consisting of fluoro, -OH, -NH<sub>2</sub>, -NO<sub>2</sub>, -CN, -C(O)OH, -C(S)OH, -C(O)NH<sub>2</sub>, -C(S)NH<sub>2</sub>, -S(O)<sub>2</sub>NH<sub>2</sub>, -NHC(O)NH<sub>2</sub>, -NHC(S)NH<sub>2</sub>, -NHS(O)<sub>2</sub>NH<sub>2</sub>, -C(NH)NH<sub>2</sub>, -OR<sup>k</sup>, -SR<sup>k</sup>, -OC(O)R<sup>k</sup>, -OC(S)R<sup>k</sup>, -C(O)R<sup>k</sup>, -C(S)R<sup>k</sup>, -C(O)OR<sup>k</sup>, -C(S)OR<sup>k</sup>, -S(O)R<sup>k</sup>, -S(O)<sub>2</sub>R<sup>k</sup>, -C(O)NHR<sup>k</sup>, -C(S)NHR<sup>k</sup>, -C(O)NR<sup>k</sup>R<sup>k</sup>, -C(S)NR<sup>k</sup>R<sup>k</sup>, -S(O)<sub>2</sub>NHR<sup>k</sup>, -S(O)<sub>2</sub>NR<sup>k</sup>R<sup>k</sup>, -C(NH)NHR<sup>k</sup>, -C(NH)NR<sup>m</sup>R<sup>n</sup>, -NHC(O)R<sup>k</sup>, -NHC(S)R<sup>k</sup>, -NR<sup>k</sup>C(O)R<sup>k</sup>, -NR<sup>k</sup>C(S)R<sup>k</sup>, -NHS(O)<sub>2</sub>R<sup>k</sup>, -NR<sup>k</sup>S(O)<sub>2</sub>R<sup>k</sup>, -NHC(O)NHR<sup>k</sup>, -NHC(S)NHR<sup>k</sup>, -NR<sup>k</sup>C(O)NH<sub>2</sub>, -NR<sup>k</sup>C(S)NH<sub>2</sub>, -NR<sup>k</sup>C(O)NHR<sup>k</sup>, -NR<sup>k</sup>C(S)NHR<sup>k</sup>, -NHC(O)NR<sup>k</sup>R<sup>k</sup>, -NHC(S)NR<sup>k</sup>R<sup>k</sup>, -NR<sup>k</sup>C(O)NR<sup>k</sup>R<sup>k</sup>, -NR<sup>k</sup>C(S)NR<sup>k</sup>R<sup>k</sup>, -NHS(O)<sub>2</sub>NHR<sup>k</sup>, -NR<sup>k</sup>S(O)<sub>2</sub>NH<sub>2</sub>, -NR<sup>k</sup>S(O)<sub>2</sub>NHR<sup>k</sup>, -NHS(O)<sub>2</sub>NR<sup>k</sup>R<sup>k</sup>, -NR<sup>k</sup>S(O)<sub>2</sub>NR<sup>k</sup>R<sup>k</sup>, -NHR<sup>k</sup>, -NR<sup>k</sup>R<sup>k</sup>, -R<sup>h</sup>, and -R<sup>j</sup>;

each -R<sup>f</sup> is independently lower alkynyl, wherein lower alkynyl is optionally substituted with one or more, preferably 1, 2, 3, 4 or 5, also 1, 2 or 3 substituents selected from the group consisting of fluoro, -OH, -NH<sub>2</sub>, -NO<sub>2</sub>, -CN, -C(O)OH, -C(S)OH, -C(O)NH<sub>2</sub>, -C(S)NH<sub>2</sub>, -S(O)<sub>2</sub>NH<sub>2</sub>, -NHC(O)NH<sub>2</sub>, -NHC(S)NH<sub>2</sub>, -NHS(O)<sub>2</sub>NH<sub>2</sub>, -C(NH)NH<sub>2</sub>, -OR<sup>k</sup>, -SR<sup>k</sup>, -OC(O)R<sup>k</sup>, -OC(S)R<sup>k</sup>, -C(O)R<sup>k</sup>, -C(S)R<sup>k</sup>, -C(O)OR<sup>k</sup>, -C(S)OR<sup>k</sup>, -S(O)R<sup>k</sup>, -S(O)<sub>2</sub>R<sup>k</sup>, -C(O)NHR<sup>k</sup>, -C(S)NHR<sup>k</sup>, -C(O)NR<sup>k</sup>R<sup>k</sup>, -C(S)NR<sup>k</sup>R<sup>k</sup>, -S(O)<sub>2</sub>NHR<sup>k</sup>, -S(O)<sub>2</sub>NR<sup>k</sup>R<sup>k</sup>, -C(NH)NHR<sup>k</sup>, -C(NH)NR<sup>m</sup>R<sup>n</sup>, -NHC(O)R<sup>k</sup>, -NHC(S)R<sup>k</sup>, -NR<sup>k</sup>C(O)R<sup>k</sup>, -NR<sup>k</sup>C(S)R<sup>k</sup>, -NHS(O)<sub>2</sub>R<sup>k</sup>, -NR<sup>k</sup>S(O)<sub>2</sub>R<sup>k</sup>, -NHC(O)NHR<sup>k</sup>, -NHC(S)NHR<sup>k</sup>, -NR<sup>k</sup>C(O)NH<sub>2</sub>, -NR<sup>k</sup>C(S)NH<sub>2</sub>, -NR<sup>k</sup>C(O)NHR<sup>k</sup>, -NR<sup>k</sup>C(S)NHR<sup>k</sup>, -NHC(O)NR<sup>k</sup>R<sup>k</sup>, -NHC(S)NR<sup>k</sup>R<sup>k</sup>, -NR<sup>k</sup>C(O)NR<sup>k</sup>R<sup>k</sup>, -NR<sup>k</sup>C(S)NR<sup>k</sup>R<sup>k</sup>, -NHS(O)<sub>2</sub>NHR<sup>k</sup>, -NR<sup>k</sup>S(O)<sub>2</sub>NH<sub>2</sub>, -NR<sup>k</sup>S(O)<sub>2</sub>NHR<sup>k</sup>, -NHS(O)<sub>2</sub>NR<sup>k</sup>R<sup>k</sup>, -NR<sup>k</sup>S(O)<sub>2</sub>NR<sup>k</sup>R<sup>k</sup>, -NHR<sup>k</sup>, -NR<sup>k</sup>R<sup>k</sup>, -R<sup>h</sup>, and -R<sup>j</sup>;

each -R<sup>g</sup> is independently selected from the group consisting of cycloalkyl, heterocycloalkyl, aryl, and heteroaryl, wherein cycloalkyl, heterocycloalkyl, aryl, and heteroaryl are optionally substituted with one or more, preferably 1, 2, 3, 4 or 5, also 1, 2 or 3 substituents selected from the group consisting of halogen, -OH, -NH<sub>2</sub>, -NO<sub>2</sub>, -CN, -C(O)OH, -C(S)OH, -C(O)NH<sub>2</sub>, -C(S)NH<sub>2</sub>, -S(O)<sub>2</sub>NH<sub>2</sub>, -NHC(O)NH<sub>2</sub>, -NHC(S)NH<sub>2</sub>, -NHS(O)<sub>2</sub>NH<sub>2</sub>, -C(NH)NH<sub>2</sub>, -OR<sup>k</sup>, -SR<sup>k</sup>, -OC(O)R<sup>k</sup>,

-OC(S)R<sup>k</sup>, -C(O)R<sup>k</sup>, -C(S)R<sup>k</sup>, -C(O)OR<sup>k</sup>, -C(S)OR<sup>k</sup>, -S(O)R<sup>k</sup>, -S(O)<sub>2</sub>R<sup>k</sup>, -C(O)NHR<sup>k</sup>, -C(S)NHR<sup>k</sup>,  
 -C(O)NR<sup>k</sup>R<sup>k</sup>, -C(S)NR<sup>k</sup>R<sup>k</sup>, -S(O)<sub>2</sub>NHR<sup>k</sup>, -S(O)<sub>2</sub>NR<sup>k</sup>R<sup>k</sup>, -C(NH)NHR<sup>k</sup>, -C(NH)NR<sup>m</sup>R<sup>n</sup>,  
 -NHC(O)R<sup>k</sup>, -NHC(S)R<sup>k</sup>, -NR<sup>k</sup>C(O)R<sup>k</sup>, -NR<sup>k</sup>C(S)R<sup>k</sup>, -NHS(O)<sub>2</sub>R<sup>k</sup>, -NR<sup>k</sup>S(O)<sub>2</sub>R<sup>k</sup>, -NHC(O)NHR<sup>k</sup>,  
 -NHC(S)NHR<sup>k</sup>, -NR<sup>k</sup>C(O)NH<sub>2</sub>, -NR<sup>k</sup>C(S)NH<sub>2</sub>, -NR<sup>k</sup>C(O)NHR<sup>k</sup>, -NR<sup>k</sup>C(S)NHR<sup>k</sup>,  
 -NHC(O)NR<sup>k</sup>R<sup>k</sup>, -NHC(S)NR<sup>k</sup>R<sup>k</sup>, -NR<sup>k</sup>C(O)NR<sup>k</sup>R<sup>k</sup>, -NR<sup>k</sup>C(S)NR<sup>k</sup>R<sup>k</sup>, -NHS(O)<sub>2</sub>NHR<sup>k</sup>,  
 -NR<sup>k</sup>S(O)<sub>2</sub>NH<sub>2</sub>, -NR<sup>k</sup>S(O)<sub>2</sub>NHR<sup>k</sup>, -NHS(O)<sub>2</sub>NR<sup>k</sup>R<sup>k</sup>, -NR<sup>k</sup>S(O)<sub>2</sub>NR<sup>k</sup>R<sup>k</sup>, -NHR<sup>k</sup>, -NR<sup>k</sup>R<sup>k</sup>, -R<sup>h</sup>, -R<sup>i</sup>,  
 and -R<sup>j</sup>;

wherein R<sup>k</sup>, R<sup>m</sup>, and R<sup>n</sup> at each occurrence are independently selected from the group consisting of -R<sup>h</sup>, -R<sup>i</sup>, and -R<sup>j</sup>, or R<sup>m</sup> and R<sup>n</sup> combine with the nitrogen to which they are attached form a 5-7 membered heterocycloalkyl or a 5 or 7 membered nitrogen containing heteroaryl, wherein the 5-7 membered heterocycloalkyl or 5 or 7 membered nitrogen containing heteroaryl are optionally substituted with one or more, preferably 1, 2, 3, 4 or 5, also 1, 2, or 3 substituents selected from the group consisting of halogen, -NO<sub>2</sub>, -CN, -OH, -NH<sub>2</sub>, OR<sup>u</sup>, -SR<sup>u</sup>, -NHR<sup>u</sup>, -NR<sup>u</sup>R<sup>u</sup>, -R<sup>x</sup>, and -R<sup>y</sup>;

wherein each -R<sup>h</sup> is independently lower alkyl optionally substituted with one or more, preferably 1, 2, 3, 4 or 5, also 1, 2, or 3 substituents selected from the group consisting of fluoro, -OH, -NH<sub>2</sub>, -NO<sub>2</sub>, -CN, -C(O)OH, -C(S)OH, -C(O)NH<sub>2</sub>, -C(S)NH<sub>2</sub>, -S(O)<sub>2</sub>NH<sub>2</sub>, -NHC(O)NH<sub>2</sub>, -NHC(S)NH<sub>2</sub>, -NHS(O)<sub>2</sub>NH<sub>2</sub>, -C(NH)NH<sub>2</sub>, -OR<sup>r</sup>, -SR<sup>r</sup>, -OC(O)R<sup>r</sup>, -OC(S)R<sup>r</sup>, -C(O)R<sup>r</sup>, -C(S)R<sup>r</sup>, -C(O)OR<sup>r</sup>, -C(S)OR<sup>r</sup>, -S(O)R<sup>r</sup>, -S(O)<sub>2</sub>R<sup>r</sup>, -C(O)NHR<sup>r</sup>, -C(S)NHR<sup>r</sup>, -C(O)NR<sup>r</sup>R<sup>r</sup>, -C(S)NR<sup>r</sup>R<sup>r</sup>, -S(O)<sub>2</sub>NHR<sup>r</sup>, -S(O)<sub>2</sub>NR<sup>r</sup>R<sup>r</sup>, -C(NH)NHR<sup>r</sup>, -C(NH)NR<sup>s</sup>R<sup>r</sup>, -NHC(O)R<sup>r</sup>, -NHC(S)R<sup>r</sup>, -NR<sup>r</sup>C(O)R<sup>r</sup>, -NR<sup>r</sup>C(S)R<sup>r</sup>, -NHS(O)<sub>2</sub>R<sup>r</sup>, -NR<sup>r</sup>S(O)<sub>2</sub>R<sup>r</sup>, -NHC(O)NHR<sup>r</sup>, -NHC(S)NHR<sup>r</sup>, -NR<sup>r</sup>C(O)NH<sub>2</sub>, -NR<sup>r</sup>C(S)NH<sub>2</sub>, -NR<sup>r</sup>C(O)NHR<sup>r</sup>, -NR<sup>r</sup>C(S)NHR<sup>r</sup>, -NHC(O)NR<sup>r</sup>R<sup>r</sup>, -NHC(S)NR<sup>r</sup>R<sup>r</sup>, -NR<sup>r</sup>C(O)NR<sup>r</sup>R<sup>r</sup>, -NR<sup>r</sup>C(S)NR<sup>r</sup>R<sup>r</sup>, -NHS(O)<sub>2</sub>NHR<sup>r</sup>, -NR<sup>r</sup>S(O)<sub>2</sub>NH<sub>2</sub>, -NR<sup>r</sup>S(O)<sub>2</sub>NHR<sup>r</sup>, -NHS(O)<sub>2</sub>NR<sup>r</sup>R<sup>r</sup>, -NR<sup>r</sup>S(O)<sub>2</sub>NR<sup>r</sup>R<sup>r</sup>, -NHR<sup>r</sup>, -NR<sup>r</sup>R<sup>r</sup>, -R<sup>i</sup>, and -R<sup>j</sup>;

wherein each -R<sup>i</sup> is independently selected from the group consisting of lower alkenyl and lower alkynyl, wherein lower alkenyl or lower alkynyl are optionally substituted with one or more, preferably 1, 2, 3, 4 or 5, also 1, 2 or 3 substituents selected from the group consisting of fluoro, -OH, -NH<sub>2</sub>, -NO<sub>2</sub>, -CN, -C(O)OH, -C(S)OH, -C(O)NH<sub>2</sub>, -C(S)NH<sub>2</sub>, -S(O)<sub>2</sub>NH<sub>2</sub>, -NHC(O)NH<sub>2</sub>, -NHC(S)NH<sub>2</sub>, -NHS(O)<sub>2</sub>NH<sub>2</sub>, -C(NH)NH<sub>2</sub>, -OR<sup>r</sup>, -SR<sup>r</sup>, -OC(O)R<sup>r</sup>, -OC(S)R<sup>r</sup>, -C(O)R<sup>r</sup>, -C(S)R<sup>r</sup>, -C(O)OR<sup>r</sup>, -C(S)OR<sup>r</sup>, -S(O)R<sup>r</sup>, -S(O)<sub>2</sub>R<sup>r</sup>, -C(O)NHR<sup>r</sup>, -C(S)NHR<sup>r</sup>, -C(O)NR<sup>r</sup>R<sup>r</sup>, -C(S)NR<sup>r</sup>R<sup>r</sup>, -S(O)<sub>2</sub>NHR<sup>r</sup>, -S(O)<sub>2</sub>NR<sup>r</sup>R<sup>r</sup>, -C(NH)NHR<sup>r</sup>, -C(NH)NR<sup>s</sup>R<sup>r</sup>, -NHC(O)R<sup>r</sup>, -NHC(S)R<sup>r</sup>, -NR<sup>r</sup>C(O)R<sup>r</sup>, -NR<sup>r</sup>C(S)R<sup>r</sup>, -NHS(O)<sub>2</sub>R<sup>r</sup>, -NR<sup>r</sup>S(O)<sub>2</sub>R<sup>r</sup>, -NHC(O)NHR<sup>r</sup>, -NHC(S)NHR<sup>r</sup>, -NR<sup>r</sup>C(O)NH<sub>2</sub>, -NR<sup>r</sup>C(S)NH<sub>2</sub>, -NR<sup>r</sup>C(O)NHR<sup>r</sup>,

-NR<sup>f</sup>C(S)NHR<sup>f</sup>, -NHC(O)NR<sup>f</sup>R<sup>f</sup>, -NHC(S)NR<sup>f</sup>R<sup>f</sup>, -NR<sup>f</sup>C(O)NR<sup>f</sup>R<sup>f</sup>, -NR<sup>f</sup>C(S)NR<sup>f</sup>R<sup>f</sup>,  
 -NHS(O)<sub>2</sub>NHR<sup>f</sup>, -NR<sup>f</sup>S(O)<sub>2</sub>NH<sub>2</sub>, -NR<sup>f</sup>S(O)<sub>2</sub>NHR<sup>f</sup>, -NHS(O)<sub>2</sub>NR<sup>f</sup>R<sup>f</sup>, -NR<sup>f</sup>S(O)<sub>2</sub>NR<sup>f</sup>R<sup>f</sup>, -NHR<sup>f</sup>,  
 -NR<sup>f</sup>R<sup>f</sup>, and -R<sup>i</sup>;

wherein each -R<sup>i</sup> is independently selected from the group consisting of cycloalkyl, heterocycloalkyl, aryl, and heteroaryl, wherein cycloalkyl, heterocycloalkyl, aryl, and heteroaryl are optionally substituted with one or more, preferably 1, 2, 3, 4 or 5, also 1, 2 or 3 substituents selected from the group consisting of halogen, -OH, -NH<sub>2</sub>, -NO<sub>2</sub>, -CN, -C(O)OH, -C(S)OH, -C(O)NH<sub>2</sub>, -C(S)NH<sub>2</sub>, -S(O)<sub>2</sub>NH<sub>2</sub>, -NHC(O)NH<sub>2</sub>, -NHC(S)NH<sub>2</sub>, -NHS(O)<sub>2</sub>NH<sub>2</sub>, -C(NH)NH<sub>2</sub>, -OR<sup>f</sup>, -SR<sup>f</sup>, -OC(O)R<sup>f</sup>, -OC(S)R<sup>f</sup>, -C(O)R<sup>f</sup>, -C(S)R<sup>f</sup>, -C(O)OR<sup>f</sup>, -C(S)OR<sup>f</sup>, -S(O)R<sup>f</sup>, -S(O)<sub>2</sub>R<sup>f</sup>, -C(O)NHR<sup>f</sup>, -C(S)NHR<sup>f</sup>, -C(O)NR<sup>f</sup>R<sup>f</sup>, -C(S)NR<sup>f</sup>R<sup>f</sup>, -S(O)<sub>2</sub>NHR<sup>f</sup>, -S(O)<sub>2</sub>NR<sup>f</sup>R<sup>f</sup>, -C(NH)NHR<sup>f</sup>, -C(NH)NR<sup>s</sup>R<sup>f</sup>, -NHC(O)R<sup>f</sup>, -NHC(S)R<sup>f</sup>, -NR<sup>f</sup>C(O)R<sup>f</sup>, -NR<sup>f</sup>C(S)R<sup>f</sup>, -NHS(O)<sub>2</sub>R<sup>f</sup>, -NR<sup>f</sup>S(O)<sub>2</sub>R<sup>f</sup>, -NHC(O)NHR<sup>f</sup>, -NHC(S)NHR<sup>f</sup>, -NR<sup>f</sup>C(O)NH<sub>2</sub>, -NR<sup>f</sup>C(S)NH<sub>2</sub>, -NR<sup>f</sup>C(O)NHR<sup>f</sup>, -NR<sup>f</sup>C(S)NHR<sup>f</sup>, -NHC(O)NR<sup>f</sup>R<sup>f</sup>, -NHC(S)NR<sup>f</sup>R<sup>f</sup>, -NR<sup>f</sup>C(O)NR<sup>f</sup>R<sup>f</sup>, -NR<sup>f</sup>C(S)NR<sup>f</sup>R<sup>f</sup>, -NHS(O)<sub>2</sub>NHR<sup>f</sup>, -NR<sup>f</sup>S(O)<sub>2</sub>NH<sub>2</sub>, -NR<sup>f</sup>S(O)<sub>2</sub>NHR<sup>f</sup>, -NHS(O)<sub>2</sub>NR<sup>f</sup>R<sup>f</sup>, -NR<sup>f</sup>S(O)<sub>2</sub>NR<sup>f</sup>R<sup>f</sup>, -NHR<sup>f</sup>, -NR<sup>f</sup>R<sup>f</sup>, cycloalkylamino, and -R<sup>x</sup>;

wherein each R<sup>f</sup>, R<sup>s</sup>, and R<sup>i</sup> at each occurrence are independently selected from the group consisting of lower alkyl, C<sub>3-6</sub> alkenyl, C<sub>3-6</sub> alkynyl, cycloalkyl, heterocycloalkyl, aryl and heteroaryl, wherein lower alkyl is optionally substituted with one or more, preferably 1, 2, 3, 4 or 5, also 1, 2, or 3 substituents selected from the group consisting of -R<sup>y</sup>, fluoro, -OH, -NH<sub>2</sub>, lower alkoxy, fluoro substituted lower alkoxy, lower alkylthio, fluoro substituted lower alkylthio, mono-alkylamino, di-alkylamino, and cycloalkylamino, provided that any substitution of the lower alkyl carbon bound to any -O-, -S-, or -N-, of -OR<sup>f</sup>, -SR<sup>f</sup>, -C(O)OR<sup>f</sup>, -C(S)OR<sup>f</sup>, -C(O)NHR<sup>f</sup>, -C(S)NHR<sup>f</sup>, -C(O)NR<sup>f</sup>R<sup>f</sup>, -C(S)NR<sup>f</sup>R<sup>f</sup>, -S(O)<sub>2</sub>NHR<sup>f</sup>, -S(O)<sub>2</sub>NR<sup>f</sup>R<sup>f</sup>, -C(NH)NHR<sup>f</sup>, -NR<sup>f</sup>C(O)R<sup>f</sup>, -NR<sup>f</sup>C(S)R<sup>f</sup>, -NR<sup>f</sup>S(O)<sub>2</sub>R<sup>f</sup>, -NHC(O)NHR<sup>f</sup>, -NHC(S)NHR<sup>f</sup>, -NR<sup>f</sup>C(O)NH<sub>2</sub>, -NR<sup>f</sup>C(S)NH<sub>2</sub>, -NR<sup>f</sup>C(O)NHR<sup>f</sup>, -NR<sup>f</sup>C(S)NHR<sup>f</sup>, -NHC(O)NR<sup>f</sup>R<sup>f</sup>, -NHC(S)NR<sup>f</sup>R<sup>f</sup>, -NR<sup>f</sup>C(O)NR<sup>f</sup>R<sup>f</sup>, -NR<sup>f</sup>C(S)NR<sup>f</sup>R<sup>f</sup>, -NHS(O)<sub>2</sub>NHR<sup>f</sup>, -NR<sup>f</sup>S(O)<sub>2</sub>NH<sub>2</sub>, -NR<sup>f</sup>S(O)<sub>2</sub>NHR<sup>f</sup>, -NHS(O)<sub>2</sub>NR<sup>f</sup>R<sup>f</sup>, -NR<sup>f</sup>S(O)<sub>2</sub>NR<sup>f</sup>R<sup>f</sup>, -NHR<sup>f</sup>, or -NR<sup>f</sup>R<sup>f</sup> is selected from the group consisting of fluoro and -R<sup>y</sup>, and wherein C<sub>3-6</sub> alkenyl or C<sub>3-6</sub> alkynyl are optionally substituted with one or more, preferably 1, 2, 3, 4 or 5, also 1, 2, or 3 substituents selected from the group consisting of -R<sup>y</sup>, fluoro, lower alkyl, fluoro substituted lower alkyl, lower alkoxy, fluoro substituted lower alkoxy, lower alkylthio, fluoro substituted lower alkylthio, mono-alkylamino, di-alkylamino, and cycloalkylamino, provided that any substitution of the C<sub>3-6</sub> alkenyl or C<sub>3-6</sub> alkynyl carbon bound to any -O-, -S-, or -N-, of -OR<sup>f</sup>, -SR<sup>f</sup>, -C(O)OR<sup>f</sup>, -C(S)OR<sup>f</sup>, -C(O)NHR<sup>f</sup>, -C(S)NHR<sup>f</sup>, -C(O)NR<sup>f</sup>R<sup>f</sup>, -C(S)NR<sup>f</sup>R<sup>f</sup>, -S(O)<sub>2</sub>NHR<sup>f</sup>, -S(O)<sub>2</sub>NR<sup>f</sup>R<sup>f</sup>, -C(NH)NHR<sup>f</sup>, -

$\text{NR}^f\text{C}(\text{O})\text{R}^f$ ,  $-\text{NR}^f\text{C}(\text{S})\text{R}^f$ ,  $-\text{NR}^f\text{S}(\text{O})_2\text{R}^f$ ,  $-\text{NHC}(\text{O})\text{NHR}^f$ ,  $-\text{NHC}(\text{S})\text{NHR}^f$ ,  $-\text{NR}^f\text{C}(\text{O})\text{NH}_2$ ,  
 $-\text{NR}^f\text{C}(\text{S})\text{NH}_2$ ,  $-\text{NR}^f\text{C}(\text{O})\text{NHR}^f$ ,  $-\text{NR}^f\text{C}(\text{S})\text{NHR}^f$ ,  $-\text{NHC}(\text{O})\text{NR}^f\text{R}^f$ ,  $-\text{NHC}(\text{S})\text{NR}^f\text{R}^f$ ,  
 $-\text{NR}^f\text{C}(\text{O})\text{NR}^f\text{R}^f$ ,  $-\text{NR}^f\text{C}(\text{S})\text{NR}^f\text{R}^f$ ,  $-\text{NHS}(\text{O})_2\text{NHR}^f$ ,  $-\text{NR}^f\text{S}(\text{O})_2\text{NH}_2$ ,  $-\text{NR}^f\text{S}(\text{O})_2\text{NHR}^f$ ,  
 $-\text{NHS}(\text{O})_2\text{NR}^f\text{R}^f$ ,  $-\text{NR}^f\text{S}(\text{O})_2\text{NR}^f\text{R}^f$ ,  $-\text{NHR}^f$ , or  $-\text{NR}^f\text{R}^f$  is selected from the group consisting  
of fluoro, lower alkyl, fluoro substituted lower alkyl, or  $-\text{R}^y$ , and wherein cycloalkyl,  
heterocycloalkyl, aryl, and heteroaryl are optionally substituted with one or more,  
preferably 1, 2, 3, 4 or 5, also 1, 2, or 3 substituents selected from the group consisting of  
halogen,  $-\text{OH}$ ,  $-\text{NH}_2$ ,  $-\text{NO}_2$ ,  $-\text{CN}$ , lower alkyl, fluoro substituted lower alkyl, lower alkoxy,  
fluoro substituted lower alkoxy, lower alkylthio, fluoro substituted lower alkylthio, mono-  
alkyl amino, di-alkyl amino, and cycloalkylamino, or  $\text{R}^s$  and  $\text{R}^t$  combine with the nitrogen  
to which they are attached form a 5-7 membered heterocycloalkyl or a 5 or 7 membered  
nitrogen containing heteroaryl, wherein the 5-7 membered heterocycloalkyl or 5 or 7  
membered nitrogen containing heteroaryl are optionally substituted with one or more,  
preferably 1, 2, 3, 4 or 5, also 1, 2, or 3 substituents selected from the group consisting of  
halogen,  $-\text{NO}_2$ ,  $-\text{CN}$ ,  $-\text{OH}$ ,  $-\text{NH}_2$ ,  $\text{OR}^u$ ,  $-\text{SR}^u$ ,  $-\text{NHR}^u$ ,  $-\text{NR}^u\text{R}^u$ ,  $-\text{R}^x$ , and  $-\text{R}^y$ ;

wherein each  $\text{R}^u$  is independently selected from the group consisting of lower alkyl,  $\text{C}_{3-6}$   
alkenyl,  $\text{C}_{3-6}$  alkynyl, cycloalkyl, heterocycloalkyl, aryl, and heteroaryl, wherein lower  
alkyl is optionally substituted with one or more, preferably 1, 2, 3, 4 or 5, also 1, 2, or 3  
substituents selected from the group consisting of  $-\text{R}^y$ , fluoro,  $-\text{OH}$ ,  $-\text{NH}_2$ , lower alkoxy,  
fluoro substituted lower alkoxy, lower alkylthio, fluoro substituted lower alkylthio, mono-  
alkylamino, di-alkylamino, and cycloalkylamino, provided that any substitution of the  
lower alkyl carbon bound to the  $-\text{O}-$  of  $-\text{OR}^u$ ,  $-\text{S}-$  of  $-\text{SR}^u$ , or  $-\text{N}-$  of  $-\text{NHR}^u$  is fluoro or  
 $-\text{R}^y$ , and wherein  $\text{C}_{3-6}$  alkenyl or  $\text{C}_{3-6}$  alkynyl are optionally substituted with one or more,  
preferably 1, 2, 3, 4 or 5, also 1, 2, or 3 substituents selected from the group consisting of  
 $-\text{R}^y$ , fluoro,  $-\text{OH}$ ,  $-\text{NH}_2$ , lower alkyl, fluoro substituted lower alkyl, lower alkoxy, fluoro  
substituted lower alkoxy, lower alkylthio, fluoro substituted lower alkylthio, mono-  
alkylamino, di-alkylamino, and cycloalkylamino, provided that any substitution of the  $\text{C}_{3-6}$   
alkenyl or  $\text{C}_{3-6}$  alkynyl carbon bound to the  $-\text{O}-$  of  $-\text{OR}^u$ ,  $-\text{S}-$  of  $-\text{SR}^u$ , or  $-\text{N}-$  of  $-\text{NHR}^u$  is  
fluoro, lower alkyl, fluoro substituted lower alkyl, or  $-\text{R}^y$ , and wherein cycloalkyl,  
heterocycloalkyl, aryl, and heteroaryl are optionally substituted with one or more,  
preferably 1, 2, 3, 4 or 5, also 1, 2, or 3 substituents selected from the group consisting of  
halogen,  $-\text{OH}$ ,  $-\text{NH}_2$ ,  $-\text{NO}_2$ ,  $-\text{CN}$ , lower alkyl, fluoro substituted lower alkyl, lower alkoxy,  
fluoro substituted lower alkoxy, lower alkylthio, fluoro substituted lower alkylthio, mono-  
alkyl amino, di-alkyl amino, and cycloalkylamino;

wherein each  $-R^x$  is selected from the group consisting of lower alkyl, lower alkenyl and lower alkynyl, wherein lower alkyl is optionally substituted with one or more, preferably 1, 2, 3, 4 or 5, also 1, 2, or 3 substituents selected from the group consisting of  $-R^y$ , fluoro,  $-OH$ ,  $-NH_2$ , lower alkoxy, fluoro substituted lower alkoxy, lower alkylthio, fluoro substituted lower alkylthio, mono-alkyl amino, di-alkyl amino, and cycloalkylamino, and wherein lower alkenyl or lower alkynyl are optionally substituted with one or more, preferably 1, 2, 3, 4 or 5, also 1, 2, or 3 substituents selected from the group consisting of  $-R^y$ , fluoro,  $-OH$ ,  $-NH_2$ , lower alkyl, fluoro substituted lower alkyl, lower alkoxy, fluoro substituted lower alkoxy, lower alkylthio, fluoro substituted lower alkylthio, mono-alkyl amino, di-alkyl amino, and cycloalkylamino;

wherein each  $-R^y$  is selected from the group consisting of cycloalkyl, heterocycloalkyl, aryl, and heteroaryl, wherein cycloalkyl, heterocycloalkyl, aryl, and heteroaryl are optionally substituted with one or more, preferably 1, 2, 3, 4 or 5, also 1, 2, or 3 substituents selected from the group consisting of halogen,  $-OH$ ,  $-NH_2$ ,  $-NO_2$ ,  $-CN$ , lower alkyl, fluoro substituted lower alkyl, lower alkoxy, fluoro substituted lower alkoxy, lower alkylthio, fluoro substituted lower alkylthio, mono-alkyl amino, di-alkyl amino, and cycloalkylamino.

**[0220]** “Lower alkoxy” denotes the group  $-OR^z$ , where  $R^z$  is lower alkyl. “Substituted lower alkoxy” denotes lower alkoxy in which  $R^z$  is lower alkyl substituted with one or more substituents as indicated herein, for example, in the description of compounds of Formula I (including Formulae Ia, Ib, Ig and all sub-embodiments thereof), including descriptions of substituted cycloalkyl, cycloheteroalkyl, aryl and heteroaryl, attached at any available atom to produce a stable compound. Preferably, substitution of lower alkoxy is with 1, 2, 3, 4, or 5 substituents, also 1, 2, or 3 substituents. For example “fluoro substituted lower alkoxy” denotes lower alkoxy in which the lower alkyl is substituted with one or more fluoro atoms, where preferably the lower alkoxy is substituted with 1, 2, 3, 4 or 5 fluoro atoms, also 1, 2, or 3 fluoro atoms. While it is understood that substitutions on alkoxy are attached at any available atom to produce a stable compound, substitution of alkoxy is such that  $-O-$ ,  $-S-$ , or  $-N-$  (except where N is a heteroaryl ring atom), are not bound to the alkyl carbon bound to the alkoxy  $-O-$ . Further, where alkoxy is described as a substituent of another moiety, the alkoxy oxygen is not bound to a carbon atom that is bound to an  $-O-$ ,  $-S-$ , or  $-N-$  of the other moiety (except where N is a heteroaryl ring atom), or to an alkene or alkyne carbon of the other moiety.

**[0221]** “Lower alkylthio” denotes the group  $-SR^{aa}$ , where  $R^{aa}$  is lower alkyl. “Substituted lower alkylthio” denotes lower alkylthio in which  $R^{aa}$  is lower alkyl substituted with one or more



substituents as indicated herein, for example, in the description of compounds of Formula I (including Formulae Ia, Ib, Ig and all sub-embodiments thereof), including descriptions of substituted cycloalkyl, cycloheteroalkyl, aryl and heteroaryl, attached at any available atom to produce a stable compound. Preferably, substitution of lower alkylthio is with 1, 2, 3, 4, or 5 substituents, also 1, 2, or 3 substituents. For example “fluoro substituted lower alkylthio” denotes lower alkylthio in which the lower alkyl is substituted with one or more fluoro atoms, where preferably the lower alkylthio is substituted with 1, 2, 3, 4 or 5 fluoro atoms, also 1, 2, or 3 fluoro atoms. While it is understood that substitutions on alkylthio are attached at any available atom to produce a stable compound, substitution of alkylthio is such that -O-, -S-, or -N- (except where N is a heteroaryl ring atom), are not bound to the alkyl carbon bound to the alkylthio -S-. Further, where alkylthio is described as a substituent of another moiety, the alkylthio sulfur is not bound to a carbon atom that is bound to an -O-, -S-, or -N- of the other moiety (except where N is a heteroaryl ring atom), or to an alkene or alkyne carbon of the other moiety.

[0222] “Amino” or “amine” denotes the group  $\text{-NH}_2$ . “Mono-alkylamino” denotes the group  $\text{-NHR}^{\text{bb}}$  where  $\text{R}^{\text{bb}}$  is lower alkyl. “Di-alkylamino” denotes the group  $\text{-NR}^{\text{bb}}\text{R}^{\text{cc}}$ , where  $\text{R}^{\text{bb}}$  and  $\text{R}^{\text{cc}}$  are independently lower alkyl. “Cycloalkylamino” denotes the group  $\text{-NR}^{\text{dd}}\text{R}^{\text{ee}}$ , where  $\text{R}^{\text{dd}}$  and  $\text{R}^{\text{ee}}$  combine with the nitrogen to form a 5-7 membered heterocycloalkyl, where the heterocycloalkyl may contain an additional heteroatom within the ring, such as -O-, -N-, or -S-, and may also be further substituted with lower alkyl. Examples of 5-7 membered heterocycloalkyl include, but are not limited to, piperidine, piperazine, 4-methylpiperazine, morpholine, and thiomorpholine. While it is understood that when mono-alkylamino, di-alkylamino, or cycloalkylamino are substituents on other moieties that are attached at any available atom to produce a stable compound, the nitrogen of mono-alkylamino, di-alkylamino, or cycloalkylamino as substituents is not bound to a carbon atom that is bound to an -O-, -S-, or -N- of the other moiety.

[0223] As used herein, the term Flt3 mediated disease or condition refers to a disease or condition in which the biological function of Flt3 affects the development and/or course of the disease or condition, and/or in which modulation of Flt3 alters the development, course, and/or symptoms. These mutations attenuate the intrinsic tyrosine kinase activity of the receptor to different degrees and are models for the effect of modulation of Flt3 activity. A Flt3 mediated disease or condition includes a disease or condition for which Flt3 inhibition provides a therapeutic benefit, e.g. wherein treatment with Flt3 inhibitors, including compounds described herein, provides a therapeutic benefit to the subject suffering from or at risk of the disease or condition.

[0224] As used herein, the term flt3 mediated disease or condition refers to a disease or condition in which the biological function of flt3 affects the development and/or course of the disease or condition, and/or in which modulation of flt3 alters the development, course, and/or symptoms.

[0225] As used herein, the term "composition" refers to a formulation suitable for administration to an intended animal subject for therapeutic purposes that contains at least one pharmaceutically active compound and at least one pharmaceutically acceptable carrier or excipient.

[0226] The term "pharmaceutically acceptable" indicates that the indicated material does not have properties that would cause a reasonably prudent medical practitioner to avoid administration of the material to a patient, taking into consideration the disease or conditions to be treated and the respective route of administration. For example, it is commonly required that such a material be essentially sterile, e.g., for injectibles.

[0227] In the present context, the terms "therapeutically effective" and "effective amount" indicate that the materials or amount of material is effective to prevent, alleviate, or ameliorate one or more symptoms of a disease or medical condition, and/or to prolong the survival of the subject being treated.

[0228] Reference to particular amino acid residues in human Flt3 polypeptide is defined by the numbering corresponding to the Flt3 sequence in GenBank NP\_004110.2 (SEQ ID NO:1). Reference to particular nucleotide positions in a nucleotide sequence encoding all or a portion of Flt3 is defined by the numbering corresponding to the sequence provided in GenBank NM\_44119 (SEQ ID NO:2).

[0229] The terms "Flt3" mean an enzymatically active kinase that contains a portion with greater than 90% amino acid sequence identity to amino acid residues including the ATP binding site of full-length Flt3 (e.g., human Flt3, e.g., the sequence NP\_004110.2 , SEQ ID NO:1), for a maximal alignment over an equal length segment; or that contains a portion with greater than 90% amino acid sequence identity to at least 200 contiguous amino acids of native Flt3 and retains kinase activity. Preferably the sequence identity is at least 95, 97, 98, 99, or even 100%. Preferably the specified level of sequence identity is over a sequence at least 100-500, at least 200-400, or at least 300 contiguous amino acid residues in length. Unless indicated to the contrary, the term includes reference to wild-type c- Flt3, allelic variants, and mutated forms (e.g., having activating mutations).

[0230] The terms "Flt3 -mediated diseases or disorders" shall include diseases associated with or implicating Flt3 activity, for example, the overactivity of Flt3, and conditions that accompany with

these diseases. The term "overactivity of Flt3 " refers to either 1) Flt3 expression in cells which normally do not express Flt3; 2) Flt3 expression by cells which normally do not express v; 3) increased Flt3 expression leading to unwanted cell proliferation; or 4) mutations leading to constitutive activation of Flt3. Examples of " Flt3 -mediated diseases or disorders" include disorders resulting from over stimulation of Flt3 or from abnormally high amount of Flt3 activity, due to abnormally high amount of Flt3 or mutations in Flt3. It is known that overactivity of Flt3 has been implicated in the pathogenesis of a number of diseases, including inflammatory and autoimmune diseases, cell proliferative disorders, neoplastic disorders and cancers as described herein.

[0231] The term " Flt3-ITD allelic ratio" refers to the percentage of tumor DNA alleles harboring the Flt3-ITD mutation normalized to the percent blast cells in a patient sample. In one embodiment, a low Flt3-ITD allelic ratio is where less than 25% of normalized tumor DNA alleles is a Flt3-ITD allele. In certain embodiments, an intermediate Flt3-ITD allelic ratio is where between 25% and 50% of normalized tumor DNA alleles is a Flt3-ITD allele. In certain embodiments, a high Flt3-ITD allelic ratio is where greater than 50% of normalized tumor DNA alleles is a Flt3-ITD allele.

[0232] The "Flt3/ITD mutation-containing cells" include any of cells having tandem duplication mutation absent in healthy humans in a region of exons 14 to 15 in a juxtamembrane region of Flt3, that is, cells highly expressing mRNA derived from the mutation, cells having increased Flt3-derived growth signals caused by the mutation, cells highly expressing the mutant Flt3 protein, etc. The "Flt3/ITD mutation-containing cancerous cells" include any of cancerous cells having tandem duplication mutation absent in healthy humans in a region of exons 14 to 15 in a juxtamembrane region of Flt3, that is, cancerous cells highly expressing mRNA derived from the mutation, cancerous cells having increased Flt3-derived growth signals caused by the mutation, cancerous cells highly expressing the mutant Flt3 protein, etc. The "Flt3/ITD mutation-containing leukemic cells" include any of leukemic cells having tandem duplication mutation absent in healthy humans in a region of exons 14 to 15 in a juxtamembrane region of Flt3, that is, leukemic cells highly expressing mRNA derived from the mutation, leukemic cells having increased Flt3-derived growth signals caused by the mutation, leukemic cells highly expressing the mutant Flt3 protein, etc

[0233] As used herein, the terms "ligand" and "modulator" are used equivalently to refer to a compound that changes (i.e., increases or decreases) the activity of a target biomolecule, *e.g.*, an enzyme such as a kinase or kinase. Generally a ligand or modulator will be a small molecule, where "small molecule" refers to a compound with a molecular weight of 1500 daltons or less, or preferably 1000 daltons or less, 800 daltons or less, or 600 daltons or less.

[0234] The terms "modulate", "modulation" and the like refer to the ability of a compound to increase or decrease the function and/or expression of Flt3, where such function may include transcription regulatory activity and/or protein-binding. Modulation may occur *in vitro* or *in vivo*. Modulation, as described herein, includes the inhibition, antagonism, partial antagonism, activation, agonism or partial agonism of a function or characteristic associated with Flt3, either directly or indirectly, and/or the upregulation or downregulation of the expression of Flt3, either directly or indirectly. In a preferred embodiment, the modulation is direct. Inhibitors or antagonists are compounds that, e.g., bind to, partially or totally block stimulation, decrease, prevent, inhibit, delay activation, inactivate, desensitize, or downregulate signal transduction. Activators or agonists are compounds that, e.g., bind to, stimulate, increase, open, activate, facilitate, enhance activation, activate, sensitize or upregulate signal transduction. The ability of a compound to inhibit the function of Flt3 can be demonstrated in a biochemical assay, e.g., binding assay, or a cell-based assay.

[0235] In the context of compounds binding to a target, the term "greater affinity" indicates that the compound binds more tightly than a reference compound, or than the same compound in a reference condition, *i.e.*, with a lower dissociation constant. In particular embodiments, the greater affinity is at least 2, 3, 4, 5, 8, 10, 50, 100, 200, 400, 500, 1000, or 10,000-fold greater affinity.

[0236] Also in the context of compounds binding to a biomolecular target, the term "greater specificity" indicates that a compound binds to a specified target to a greater extent than to another biomolecule or biomolecules that may be present under relevant binding conditions, where binding to such other biomolecules produces a different biological activity than binding to the specified target. Typically, the specificity is with reference to a limited set of other biomolecules, *e.g.*, in the case of Flt3, other tyrosine kinases or even other type of enzymes. In particular embodiments, the greater specificity is at least 2, 3, 4, 5, 8, 10, 50, 100, 200, 400, 500, or 1000-fold greater specificity.

[0237] As used herein in connection with binding compounds or ligands, the term "specific for Flt3 kinase", "specific for Flt3", and terms of like import mean that a particular compound binds to Flt3 to a statistically greater extent than to other kinases that may be present in a particular sample. Also, where biological activity other than binding is indicated, the term "specific for Flt3" indicates that a particular compound has greater biological effect associated with binding Flt3 than to other tyrosine kinases, *e.g.*, kinase activity inhibition. Preferably, the specificity is also with respect to other biomolecules (not limited to tyrosine kinases) that may be present in a particular sample. The term "specific for Flt3kinase", "specific for Flt3", and terms of like import mean that a particular compound binds to Flt3 to a statistically greater extent than to other kinases that may

}

be present in a particular sample. Also, where biological activity other than binding is indicated, the term "specific for Flt3" indicates that a particular compound has greater biological effect associated with binding Flt3 than to other tyrosine kinases, e.g., kinase activity inhibition. Preferably, the specificity is also with respect to other biomolecules (not limited to tyrosine kinases) that may be present in a particular sample.

**[0238]** As used herein in connection with test compounds, binding compounds, and modulators (ligands), the term "synthesizing" and like terms means chemical synthesis from one or more precursor materials.

**[0239]** By "assaying" is meant the creation of experimental conditions and the gathering of data regarding a particular result of the experimental conditions. For example, enzymes can be assayed based on their ability to act upon a detectable substrate. A compound or ligand can be assayed based on its ability to bind to a particular target molecule or molecules.

**[0240]** The term "first line cancer therapy" refers to therapy administered to a subject as an initial regimen to reduce the number of cancer cells. First line therapy is also referred to as induction therapy, primary therapy and primary treatment. Commonly administered first-line therapy for AML is cytarabine-based therapy in which cytarabine is administered often in combination with one or more agents selected from daunorubicin, idarubicin, doxorubicin, mitoxantrone, tipifarnib, thioguanine or gemtuzumab ozogamicin. Common regimens used in cytarabine-based therapy include the "7 + 3" or "5 + 2" therapy comprising administration of cytarabine with an anthracycline such as daunorubicin or idarubicin. Another first-line therapy is clofarabine-based therapy in which clofarabine is administered, often in combination with an anthracycline such as daunorubicin, idarubicin or doxorubicin. Other first-line therapy for AML are etoposide-based therapy in which etoposide is administered, often in combination with mitoxantrone, and optionally, with cytarabine. Another first-line therapy for AML (for subtype M3, also called acute promyelocytic leukemia) is all-trans-retinoic acid (ATRA). It is recognized that what is considered "first line therapy" by those of ordinary skill in the art will continue to evolve as new anti-cancer agents are developed and tested in the clinics. A summary of the currently accepted approaches to first line treatment is described in NCCN Clinical Practice Guidelines in Oncology for acute myeloid leukemia and the NCI guidelines on acute myeloid leukemia treatment (see, e.g., <http://www.cancer.gov/cancertopics/pdq/treatment/adultAML/HealthProfessional/page7>).

**[0241]** The term "second line cancer therapy" refers to a cancer treatment that is administered to a subject who does not respond to first line therapy, that is, often first line therapy is administered or who has a recurrence of cancer after being in remission. In certain embodiments, second line therapy that may be administered includes a repeat of the initial successful cancer therapy, which

}

may be any of the treatments described under "first line cancer therapy". In certain embodiments, second line therapy is the administration of gemtuzumab ozogamicin. In certain embodiments, investigational drugs may also be administered as second line therapy in a clinical trial setting. A summary of the currently accepted approaches to second line treatment is described in the NCCN Clinical Practice Guidelines in Oncology for acute myeloid leukemia and the NCI guidelines on acute myeloid leukemia treatment (see, e.g., <http://www.cancer.gov/cancertopics/pdq/treatment/adultAML/HealthProfessional/page5>).

**[0242]** The term "refractory" refers to wherein a subject fails to respond or is otherwise resistant to cancer therapy or treatment. The cancer therapy may be first-line, second-line or any subsequently administered treatment. In certain embodiments, refractory refers to a condition where a subject fails to achieve complete remission after two induction attempts. A subject may be refractory due to a cancer cell's intrinsic resistance to a particular therapy, or the subject may be refractory due to an acquired resistance that develops during the course of a particular therapy

**[0243]** As used herein, the term "modulating" or "modulate" refers to an effect of altering a biological activity, especially a biological activity associated with a particular biomolecule such as Flt3.. For example, an agonist or antagonist of a particular biomolecule modulates the activity of that biomolecule, e.g., an enzyme.

**[0244]** In the context of the use, testing, or screening of compounds that are or may be modulators, the term "contacting" means that the compound(s) are caused to be in sufficient proximity to a particular molecule, complex, cell, tissue, organism, or other specified material that potential binding interactions and/or chemical reaction between the compound and other specified material can occur.

**[0245]** As used herein in connection with amino acid or nucleic acid sequence, the term "isolate" indicates that the sequence is separated from at least a portion of the amino acid and/or nucleic acid sequences with which it would normally be associated.

**[0246]** In connection with amino acid or nucleic sequences, the term "purified" indicates that the particular molecule constitutes a significantly greater proportion of the biomolecules in a composition than in a prior composition, e.g., in a cell culture. The greater proportion can be 2-fold, 5-fold, 10-fold or more greater.

}

## I. General

[0247] In one aspect, the present invention concerns compounds of Formula I; Formula Ia, Formula Ib, Formula Ig, Formula II, Formula IIa, Formula IIb, Formula IIc, Formula IId, Formula IIe, Formula IIf, Formula IIg, Formula IIh, Formula Iii, Formula IIj, Formula IIk, Formula IIm, Formula IIn, Formula IIo, Formula IIp, or Formula III, all sub-embodiments thereof, compounds P-0001-P-0449, and any compounds as described herein, that are useful as inhibitors of an oncogenic Flt3 or a Flt3 mutant, and the use of the compounds in treating a subject suffering from diseases that are mediated by a mutated Flt3 kinase.

[0248] FLT3 kinase is a tyrosine kinase receptor involved in the regulation and stimulation of cellular proliferation. See e.g., Gilliland et al., *Blood* 100: 1532-42 (2002). The FLT3 kinase is a member of the class III receptor tyrosine kinase (RTKIII) receptor family and belongs to the same subfamily of tyrosine kinases as c-kit, c-fms, and the platelet-derived growth factor .alpha. and .beta. receptors. See e.g., Lyman et al., *FLT3 Ligand in THE CYTOKINE HANDBOOK 989* (Thomson et al., eds. 4th Ed.) (2003). The FLT3 kinase has five immunoglobulin-like domains in its extracellular region as well as an insert region of 75-100 amino acids in the middle of its cytoplasmic domain. FLT3 kinase is activated upon the binding of the FLT3 ligand, which causes receptor dimerization. Dimerization of the FLT3 kinase by FLT3 ligand activates the intracellular kinase activity as well as a cascade of downstream substrates including Stat5, Ras, phosphatidylinositol-3-kinase (PI3K), PLC.gamma., Erk2, Akt, MAPK, SHC, SHP2, and SHIP. See e.g., Rosnet et al., *Acta Haematol.* 95: 218 (1996); Hayakawa et al., *Oncogene* 19: 624 (2000); Mizuki et al., *Blood* 96: 3907 (2000); and Gilliland et al., *Curr. Opin. Hematol.* 9: 274-81 (2002). Both membrane-bound and soluble FLT3 ligand bind, dimerize, and subsequently activate the FLT3 kinase.

[0249] In normal cells, immature hematopoietic cells, typically CD34+ cells, placenta, gonads, and brain express FLT3 kinase. See, e.g., Rosnet, et al., *Blood* 82: 1110-19 (1993); Small et al., *Proc. Natl. Acad. Sci. U.S.A.* 91: 459-63 (1994); and Rosnet et al., *Leukemia* 10: 238-48 (1996). However, efficient stimulation of proliferation via FLT3 kinase typically requires other hematopoietic growth factors or interleukins. FLT3 kinase also plays a critical role in immune function through its regulation of dendritic cell proliferation and differentiation. See e.g., McKenna et al., *Blood* 95: 3489-97 (2000).

[0250] Numerous hematologic malignancies express FLT3 kinase, the most prominent of which is AML. See e.g., Yokota et al., *Leukemia* 11: 1605-09 (1997). Other FLT3 expressing malignancies include B-precursor cell acute lymphoblastic leukemias, myelodysplastic leukemias,

}

T-cell acute lymphoblastic leukemias, and chronic myelogenous leukemias. See e.g., Rasko et al., *Leukemia* 9: 2058-66 (1995).

[0251] FLT3 kinase mutations associated with hematologic malignancies are activating mutations. In other words, the FLT3 kinase is constitutively activated without the need for binding and dimerization by FLT3 ligand, and therefore stimulates the cell to grow continuously.

[0252] Several studies have identified inhibitors of FLT3 kinase activity that also inhibit the kinase activity of related receptors, e.g., VEGF receptor (VEGFR), PDGF receptor (PDGFR), and kit receptor kinases. See e.g., Mendel et al., *Clin. Cancer Res.* 9: 327-37 (2003); O'Farrell et al., *Blood* 101: 3597-605 (2003); and Sun et al., *J. Med. Chem.* 46: 1116-19 (2003). Such compounds effectively inhibit FLT3 kinase-mediated phosphorylation, cytokine production, cellular proliferation, resulting in the induction of apoptosis. See e.g., Spiekermann et al., *Blood* 101: 1494-1504 (2003). Moreover, such compounds have potent antitumor activity in vitro and in vivo.

[0253] In some embodiments, the oncogenic Flt3 or Flt3 mutant is encoded by a Flt3 gene with an internal tandem duplication (ITD) mutation in the juxtamembrane as described in U.S. Patent No. 6,846,630, which is herein incorporated by reference. In certain embodiments, the oncogenic Flt3 or Flt3 mutant encoded by flt3 with ITD mutations has one or more mutations at residues F691, D835, Y842 or combinations thereof. In some embodiments, the oncogenic Flt3 or Flt3 mutant has one or more mutations are selected from F691L, D835V/Y, Y842C/H or combinations thereof.

[0254] In some embodiments, the subject has an Flt3 gene mutation encoding an Flt3 mutant having an amino acid substitution at residues F691, D835, Y842 or combinations thereof. In certain instances, the amino acid substitution is selected from F691L, D835V/Y, Y842C/H or combinations thereof.

[0255] In some embodiments, the invention provides a method of inhibiting an oncogenic Flt3 or a mutant Flt3. The method includes contacting the Flt3 kinase with a compound as described herein. In some embodiments, the oncogenic Flt3 or Flt3 mutant is encoded by an Flt3 gene having an ITD mutation. In some embodiments, the oncogenic Flt3 or Flt3 mutant encoded by an Flt3 gene with an ITD mutation has one or more mutations at residues F691, D835, Y842 or combinations thereof. In some embodiments, the oncogenic Flt3 or Flt3 mutant has one or more mutations are selected from F691L, D835V/Y, Y842C/H or combinations thereof.

[0256] Hematologic cancers, also known as hematologic or hematopoietic malignancies, are cancers of the blood or bone marrow; including leukemia and lymphoma. Acute myelogenous



3

leukemia (AML) is a clonal hematopoietic stem cell leukemia that represents about 90% of all acute leukemias in adults with an incidence of 3.9 per 100,000 (See e.g., Lowenberg et al., *N. Eng. J. Med.* 341: 1051-62 (1999) and Lopesde Menezes, et al, *Clin. Cancer Res.* (2005), 11(14):5281-5291). While chemotherapy can result in complete remissions, the long term disease-free survival rate for AML is about 14% with about 7,400 deaths from AML each year in the United States. Approximately 70% of AML blasts express wild type FLT3 and about 25% to about 35% express FLT3 kinase receptor mutations which result in constitutively active FLT3. Two types of activating mutations have been identified, in AML patients: internal tandem duplications (ITDs) and point mutation in the activating loop of the kinase domain. FLT3-ITD mutations in AML patients is indicative of a poor prognosis for survival, and in patients who are in remission, FLT3-ITD mutations are the most significant factor adversely affecting relapse rate with 64% of patients having the mutation relapsing within 5 years (see *Current Pharmaceutical Design* (2005), 11:3449-3457). The prognostic significance of FLT3 mutations in clinical studies suggests that FLT3 plays a driving role in AML and may be necessary for the development and maintenance of the disease. [0019] Mixed Lineage Leukemia (MLL) involve translocations of chromosome 11 band q23 (11q23) and occur in approximately 80% of infant hematological malignancies and 10% of adult acute leukemias. Although certain 11q23 translocation have been shown to be essential to immortalization of hematopoietic progenitors in vitro, a secondary genotoxic event is required to develop leukemia. There is a strong concordance between FLT3 and MLL fusion gene expression, and the most consistently overexpressed gene in MLL is FLT3. Moreover, it has been shown that activated FLT3 together with MLL fusion gene expression induces acute leukemia with a short latency period (see Ono, et al., *J. of Clinical Investigation* (2005), 115:919-929). Therefore, it is believed that FLT3 signally is involved in the development and maintenance of MLL (see Armstrong, et al., *Cancer Cell* (2003), 3:173-183).

[0257] The FLT3-ITD mutation is also present in about 3% of cases of adult myelodysplastic syndrome and some cases of acute lymphocytic leukemia (ALL) (*Current Pharmaceutical Design* (2005), 11:3449-3457).

[0258] FLT3 has been shown to be a client protein of Hsp90, and 17AAG, a benzoquinone ansamycin antibiotic that inhibits Hsp90 activity, has been shown to disrupts the association of Flt3 with Hsp90. The growth of leukemia cell that express either wild type FLT3 or FLT3-ITD mutations was found to be inhibited by treatment with 17AAG (Yao, et al., *Clinical Cancer Research* (2003), 9:4483-4493).

[0259] The compounds as described herein are useful for the treatment or prevention of haematological malignancies, including, but not limiting to, acute myeloic leukemia (AML);

mixed lineage leukemia (MLL); acute promyelocytic leukemia; acute lymphocytic leukemia, acute lymphoblastic leukemia, myeloid sarcoma; T-cell type acute lymphocytic leukemia (T-ALL); B-cell type acute lymphocytic leukemia (B-ALL); chronic myelomonocytic leukemia (CMML); myelodysplastic syndrome; myeloproliferative disorders; other proliferative disorders, including, but not limiting to, cancer; autoimmune disorders; and skin disorders, such as psoriasis and atopic dermatitis.

## II. Binding Assays

[0260] The methods of the present invention can involve assays that are able to detect the binding of compounds to a target molecule. Such binding is at a statistically significant level, preferably with a confidence level of at least 90%, more preferably at least 95, 97, 98, 99% or greater confidence level that the assay signal represents binding to the target molecule, *i.e.*, is distinguished from background. Preferably controls are used to distinguish target binding from non-specific binding. A large variety of assays indicative of binding are known for different target types and can be used for this invention.

[0261] Binding compounds can be characterized by their effect on the activity of the target molecule. Thus, a “low activity” compound has an inhibitory concentration ( $IC_{50}$ ) or effective concentration ( $EC_{50}$ ) of greater than 1  $\mu$ M under standard conditions. By “very low activity” is meant an  $IC_{50}$  or  $EC_{50}$  of above 100  $\mu$ M under standard conditions. By “extremely low activity” is meant an  $IC_{50}$  or  $EC_{50}$  of above 1 mM under standard conditions. By “moderate activity” is meant an  $IC_{50}$  or  $EC_{50}$  of 200 nM to 1  $\mu$ M under standard conditions. By “moderately high activity” is meant an  $IC_{50}$  or  $EC_{50}$  of 1 nM to 200 nM. By “high activity” is meant an  $IC_{50}$  or  $EC_{50}$  of below 1 nM under standard conditions. The  $IC_{50}$  or  $EC_{50}$  is defined as the concentration of compound at which 50% of the activity of the target molecule (e.g. enzyme or other protein) activity being measured is lost or gained relative to the range of activity observed when no compound is present. Activity can be measured using methods known to those of ordinary skill in the art, *e.g.*, by measuring any detectable product or signal produced by occurrence of an enzymatic reaction, or other activity by a protein being measured.

[0262] By “background signal” in reference to a binding assay is meant the signal that is recorded under standard conditions for the particular assay in the absence of a test compound, molecular scaffold, or ligand that binds to the target molecule. Persons of ordinary skill in the art will realize that accepted methods exist and are widely available for determining background signal.

[0263] By “standard deviation” is meant the square root of the variance. The variance is a measure of how spread out a distribution is. It is computed as the average squared deviation of each number from its mean. For example, for the numbers 1, 2, and 3, the mean is 2 and the variance is:

$$\sigma^2 = \frac{(1-2)^2 + (2-2)^2 + (3-2)^2}{3} = 0.667 .$$

### Surface Plasmon Resonance

[0264] Binding parameters can be measured using surface plasmon resonance, for example, with a BIAcore<sup>®</sup> chip (Biacore, Japan) coated with immobilized binding components. Surface plasmon resonance is used to characterize the microscopic association and dissociation constants of reaction between an sFv or other ligand directed against target molecules. Such methods are generally described in the following references which are incorporated herein by reference. Vely F. et al., (2000) BIAcore<sup>®</sup> analysis to test phosphopeptide-SH2 domain interactions, *Methods in Molecular Biology*. 121:313-21; Liparoto et al., (1999) Biosensor analysis of the interleukin-2 receptor complex, *Journal of Molecular Recognition*. 12:316-21; Lipschultz et al., (2000) Experimental design for analysis of complex kinetics using surface plasmon resonance, *Methods*. 20(3):310-8; Malmqvist., (1999) BIACORE: an affinity biosensor system for characterization of biomolecular interactions, *Biochemical Society Transactions* 27:335-40; Alfthan, (1998) Surface plasmon resonance biosensors as a tool in antibody engineering, *Biosensors & Bioelectronics*. 13:653-63; Fivash et al., (1998) BIAcore for macromolecular interaction, *Current Opinion in Biotechnology*. 9:97-101; Price et al.; (1998) Summary report on the ISOBM TD-4 Workshop: analysis of 56 monoclonal antibodies against the MUC1 mucin. *Tumour Biology* 19 Suppl 1:1-20; Malmqvist et al, (1997) Biomolecular interaction analysis: affinity biosensor technologies for functional analysis of proteins, *Current Opinion in Chemical Biology*. 1:378-83; O’Shannessy et al., (1996) Interpretation of deviations from pseudo-first-order kinetic behavior in the characterization of ligand binding by biosensor technology, *Analytical Biochemistry*. 236:275-83; Malmberg et al., (1995) BIAcore as a tool in antibody engineering, *Journal of Immunological Methods*. 183:7-13; Van Regenmortel, (1994) Use of biosensors to characterize recombinant proteins, *Developments in Biological Standardization*. 83:143-51; and O’Shannessy, (1994) Determination of kinetic rate and equilibrium binding constants for macromolecular interactions: a critique of the surface plasmon resonance literature, *Current Opinions in Biotechnology*. 5:65-71.

[0265] BIAcore<sup>®</sup> uses the optical properties of surface plasmon resonance (SPR) to detect alterations in protein concentration bound to a dextran matrix lying on the surface of a gold/glass sensor chip interface, a dextran biosensor matrix. In brief, proteins are covalently bound to the dextran matrix at a known concentration and a ligand for the protein is injected through the dextran

matrix. Near infrared light, directed onto the opposite side of the sensor chip surface is reflected and also induces an evanescent wave in the gold film, which in turn, causes an intensity dip in the reflected light at a particular angle known as the resonance angle. If the refractive index of the sensor chip surface is altered (e.g. by ligand binding to the bound protein) a shift occurs in the resonance angle. This angle shift can be measured and is expressed as resonance units (RUs) such that 1000 RUs is equivalent to a change in surface protein concentration of 1 ng/mm<sup>2</sup>. These changes are displayed with respect to time along the y-axis of a sensorgram, which depicts the association and dissociation of any biological reaction.

### **High Throughput Screening (HTS) Assays**

[0266] HTS typically uses automated assays to search through large numbers of compounds for a desired activity. Typically HTS assays are used to find new drugs by screening for chemicals that act on a particular enzyme or molecule. For example, if a chemical inactivates an enzyme it might prove to be effective in preventing a process in a cell which causes a disease. High throughput methods enable researchers to assay thousands of different chemicals against each target molecule very quickly using robotic handling systems and automated analysis of results.

[0267] As used herein, “high throughput screening” or “HTS” refers to the rapid in vitro screening of large numbers of compounds (libraries); generally tens to hundreds of thousands of compounds, using robotic screening assays. Ultra high-throughput Screening (uHTS) generally refers to the high-throughput screening accelerated to greater than 100,000 tests per day.

[0268] To achieve high-throughput screening, it is advantageous to house samples on a multicontainer carrier or platform. A multicontainer carrier facilitates measuring reactions of a plurality of candidate compounds simultaneously. Multi-well microplates may be used as the carrier. Such multi-well microplates, and methods for their use in numerous assays, are both known in the art and commercially available.

[0269] Screening assays may include controls for purposes of calibration and confirmation of proper manipulation of the components of the assay. Blank wells that contain all of the reactants but no member of the chemical library are usually included. As another example, a known inhibitor (or activator) of an enzyme for which modulators are sought, can be incubated with one sample of the assay, and the resulting decrease (or increase) in the enzyme activity used as a comparator or control. It will be appreciated that modulators can also be combined with the enzyme activators or inhibitors to find modulators which inhibit the enzyme activation or repression that is otherwise caused by the presence of the known the enzyme modulator.

### **Measuring Enzymatic and Binding Reactions During Screening Assays**

[0270] Techniques for measuring the progression of enzymatic and binding reactions, e.g., in multicontainer carriers, are known in the art and include, but are not limited to, the following.

[0271] Spectrophotometric and spectrofluorometric assays are well known in the art. Examples of such assays include the use of colorimetric assays for the detection of peroxides, as described in Gordon, A. J. and Ford, R. A., (1972) The Chemist's Companion: A Handbook Of Practical Data, Techniques, And References, John Wiley and Sons, N.Y., Page 437.

[0272] Fluorescence spectrometry may be used to monitor the generation of reaction products. Fluorescence methodology is generally more sensitive than the absorption methodology. The use of fluorescent probes is well known to those skilled in the art. For reviews, see Bashford et al., (1987) Spectrophotometry and Spectrofluorometry: A Practical Approach, pp. 91-114, IRL Press Ltd.; and Bell, (1981) Spectroscopy In Biochemistry, Vol. I, pp. 155-194, CRC Press.

[0273] In spectrofluorometric methods, enzymes are exposed to substrates that change their intrinsic fluorescence when processed by the target enzyme. Typically, the substrate is nonfluorescent and is converted to a fluorophore through one or more reactions. As a non-limiting example, SMase activity can be detected using the Amplex<sup>®</sup> Red reagent (Molecular Probes, Eugene, OR). In order to measure sphingomyelinase activity using Amplex<sup>®</sup> Red, the following reactions occur. First, SMase hydrolyzes sphingomyelin to yield ceramide and phosphorylcholine. Second, alkaline phosphatase hydrolyzes phosphorylcholine to yield choline. Third, choline is oxidized by choline oxidase to betaine. Finally, H<sub>2</sub>O<sub>2</sub>, in the presence of horseradish peroxidase, reacts with Amplex<sup>®</sup> Red to produce the fluorescent product, Resorufin, and the signal therefrom is detected using spectrofluorometry.

[0274] Fluorescence polarization (FP) is based on a decrease in the speed of molecular rotation of a fluorophore that occurs upon binding to a larger molecule, such as a receptor protein, allowing for polarized fluorescent emission by the bound ligand. FP is empirically determined by measuring the vertical and horizontal components of fluorophore emission following excitation with plane polarized light. Polarized emission is increased when the molecular rotation of a fluorophore is reduced. A fluorophore produces a larger polarized signal when it is bound to a larger molecule (i.e. a receptor), slowing molecular rotation of the fluorophore. The magnitude of the polarized signal relates quantitatively to the extent of fluorescent ligand binding. Accordingly, polarization of the "bound" signal depends on maintenance of high affinity binding.

[0275] FP is a homogeneous technology and reactions are very rapid, taking seconds to minutes to reach equilibrium. The reagents are stable, and large batches may be prepared, resulting in high reproducibility. Because of these properties, FP has proven to be highly automatable, often

performed with a single incubation with a single, premixed, tracer-receptor reagent. For a review, see Owickiet al., (1997), Application of Fluorescence Polarization Assays in High-Throughput Screening, Genetic Engineering News, 17:27.

[0276] FP is particularly desirable since its readout is independent of the emission intensity (Checovich, W. J., et al., (1995) Nature 375:254-256; Dandliker, W. B., et al., (1981) Methods in Enzymology 74:3-28) and is thus insensitive to the presence of colored compounds that quench fluorescence emission. FP and FRET (see below) are well-suited for identifying compounds that block interactions between sphingolipid receptors and their ligands. See, for example, Parker et al., (2000) Development of high throughput screening assays using fluorescence polarization: nuclear receptor-ligand-binding and kinase/phosphatase assays, J Biomol Screen 5:77-88.

[0277] Fluorophores derived from sphingolipids that may be used in FP assays are commercially available. For example, Molecular Probes (Eugene, OR) currently sells sphingomyelin and one ceramide fluorophores. These are, respectively, N-(4,4-difluoro-5,7-dimethyl-4-bora-3a,4a-diaza-s-indacene-3-pentanoyl)sphingosyl phosphocholine (BODIPY® FL C5-sphingomyelin); N-(4,4-difluoro-5,7-dimethyl-4-bora-3a,4a-diaza-s-indacene-3-dodecanoyl)sphingosyl phosphocholine (BODIPY® FL C12-sphingomyelin); and N-(4,4-difluoro-5,7-dimethyl-4-bora-3a,4a-diaza-s-indacene-3-pentanoyl)sphingosine (BODIPY® FL C5-ceramide). U.S. Patent No. 4,150,949, (Immunoassay for gentamicin), discloses fluorescein-labelled gentamicins, including fluoresceinthiocarbonyl gentamicin. Additional fluorophores may be prepared using methods well known to the skilled artisan.

[0278] Exemplary normal-and-polarized fluorescence readers include the POLARION® fluorescence polarization system (Tecan AG, Hombrechtikon, Switzerland). General multiwell plate readers for other assays are available, such as the VERSAMAX® reader and the SPECTRAMAX® multiwell plate spectrophotometer (both from Molecular Devices).

[0279] Fluorescence resonance energy transfer (FRET) is another useful assay for detecting interaction and has been described. See, e.g., Heim et al., (1996) Curr. Biol. 6:178-182; Mitra et al., (1996) Gene 173:13-17; and Selvin et al., (1995) Meth. Enzymol. 246:300-345. FRET detects the transfer of energy between two fluorescent substances in close proximity, having known excitation and emission wavelengths. As an example, a protein can be expressed as a fusion protein with green fluorescent protein (GFP). When two fluorescent proteins are in proximity, such as when a protein specifically interacts with a target molecule, the resonance energy can be transferred from one excited molecule to the other. As a result, the emission spectrum of the sample shifts, which can be measured by a fluorometer, such as a fMAX multiwell fluorometer (Molecular Devices, Sunnyvale Calif.).

[0280] Scintillation proximity assay (SPA) is a particularly useful assay for detecting an interaction with the target molecule. SPA is widely used in the pharmaceutical industry and has been described (Hanselman et al., (1997) *J. Lipid Res.* 38:2365-2373; Kahl et al., (1996) *Anal. Biochem.* 243:282-283; Undenfriend et al., (1987) *Anal. Biochem.* 161:494-500). See also U.S. Patent Nos. 4,626,513 and 4,568,649, and European Patent No. 0,154,734. One commercially available system uses FLASHPLATE<sup>®</sup> scintillant-coated plates (NEN Life Science Products, Boston, MA).

[0281] The target molecule can be bound to the scintillator plates by a variety of well known means. Scintillant plates are available that are derivatized to bind to fusion proteins such as GST, His6 or Flag fusion proteins. Where the target molecule is a protein complex or a multimer, one protein or subunit can be attached to the plate first, then the other components of the complex added later under binding conditions, resulting in a bound complex.

[0282] In a typical SPA assay, the gene products in the expression pool will have been radiolabeled and added to the wells, and allowed to interact with the solid phase, which is the immobilized target molecule and scintillant coating in the wells. The assay can be measured immediately or allowed to reach equilibrium. Either way, when a radiolabel becomes sufficiently close to the scintillant coating, it produces a signal detectable by a device such as a TOPCOUNT NXT<sup>®</sup> microplate scintillation counter (Packard BioScience Co., Meriden Conn.). If a radiolabeled expression product binds to the target molecule, the radiolabel remains in proximity to the scintillant long enough to produce a detectable signal.

[0283] In contrast, the labeled proteins that do not bind to the target molecule, or bind only briefly, will not remain near the scintillant long enough to produce a signal above background. Any time spent near the scintillant caused by random Brownian motion will also not result in a significant amount of signal. Likewise, residual unincorporated radiolabel used during the expression step may be present, but will not generate significant signal because it will be in solution rather than interacting with the target molecule. These non-binding interactions will therefore cause a certain level of background signal that can be mathematically removed. If too many signals are obtained, salt or other modifiers can be added directly to the assay plates until the desired specificity is obtained (Nichols et al., (1998) *Anal. Biochem.* 257:112-119).

### III. Kinase Activity Assays

[0284] A number of different assays for kinase activity can be utilized for assaying for active modulators and/or determining specificity of a modulator for a particular kinase or group of kinases. In addition to the assay mentioned in the Examples below, one of ordinary skill in the art

will know of other assays that can be utilized and can modify an assay for a particular application. For example, numerous papers concerning kinases described assays that can be used.

[0285] Additional alternative assays can employ binding determinations. For example, this sort of assay can be formatted either in a fluorescence resonance energy transfer (FRET) format, or using an AlphaScreen (*amplified luminescent proximity homogeneous assay*) format by varying the donor and acceptor reagents that are attached to streptavidin or the phospho-specific antibody.

#### **IV. Alternative Compound Forms or Derivatives**

##### **(a) Isomers, Prodrugs, and Active Metabolites**

[0286] Compounds contemplated herein are described with reference to both generic formulae and specific compounds. In addition, the invention compounds may exist in a number of different forms or derivatives, all within the scope of the present invention. These include, for example, tautomers, stereoisomers, racemic mixtures, regioisomers, salts, prodrugs (e.g. carboxylic acid esters), solvated forms, different crystal forms or polymorphs, and active metabolites.

##### **(b) Tautomers, Stereoisomers, Regioisomers, and Solvated Forms**

[0287] It is understood that some compounds may exhibit tautomerism. In such cases, the formulae provided herein expressly depict only one of the possible tautomeric forms. It is therefore to be understood that the formulae provided herein are intended to represent any tautomeric form of the depicted compounds and are not to be limited merely to the specific tautomeric form depicted by the drawings of the formulae.

[0288] Likewise, some of the compounds according to the present invention may exist as stereoisomers, i.e. having the same atomic connectivity of covalently bonded atoms yet differing in the spatial orientation of the atoms. For example, compounds may be optical stereoisomers, which contain one or more chiral centers, and therefore, may exist in two or more stereoisomeric forms (e.g. enantiomers or diastereomers). Thus, such compounds may be present as single stereoisomers (i.e., essentially free of other stereoisomers), racemates, and/or mixtures of enantiomers and/or diastereomers. As another example, stereoisomers include geometric isomers, such as *cis*- or *trans*- orientation of substituents on adjacent carbons of a double bond. All such single stereoisomers, racemates and mixtures thereof are intended to be within the scope of the present invention. Unless specified to the contrary, all such stereoisomeric forms are included within the formulae provided herein.



[0289] In some embodiments, a chiral compound of the present invention is in a form that contains at least 80% of a single isomer (60% enantiomeric excess (“e.e.”) or diastereomeric excess (“d.e.”)), or at least 85% (70% e.e. or d.e.), 90% (80% e.e. or d.e.), 95% (90% e.e. or d.e.), 97.5% (95% e.e. or d.e.), or 99% (98% e.e. or d.e.). As generally understood by those skilled in the art, an optically pure compound having one chiral center is one that consists essentially of one of the two possible enantiomers (i.e., is enantiomerically pure), and an optically pure compound having more than one chiral center is one that is both diastereomerically pure and enantiomerically pure. In some embodiments, the compound is present in optically pure form.

[0290] For compounds in which synthesis involves addition of a single group at a double bond, particularly a carbon-carbon double bond, the addition may occur at either of the double bond-linked atoms. For such compounds, the present invention includes both such regioisomers.

[0291] Additionally, the formulae are intended to cover solvated as well as unsolvated forms of the identified structures. For example, the indicated structures include both hydrated and non-hydrated forms. Other examples of solvates include the structures in combination with a suitable solvent such as isopropanol, ethanol, methanol, DMSO, ethyl acetate, acetic acid, or ethanolamine.

### (c) Prodrugs and Metabolites

[0292] In addition to the present formulae and compounds described herein, the invention also includes prodrugs (generally pharmaceutically acceptable prodrugs), active metabolic derivatives (active metabolites), and their pharmaceutically acceptable salts.

[0293] Prodrugs are compounds or pharmaceutically acceptable salts thereof which, when metabolized under physiological conditions or when converted by solvolysis, yield the desired active compound. Prodrugs include, without limitation, esters, amides, carbamates, carbonates, ureides, solvates, or hydrates of the active compound. Typically, the prodrug is inactive, or less active than the active compound, but may provide one or more of advantageous handling, administration, and/or metabolic properties. For example, some prodrugs are esters of the active compound; during metabolism, the ester group is cleaved to yield the active drug. Also, some prodrugs are activated enzymatically to yield the active compound, or a compound which, upon further chemical reaction, yields the active compound.

[0294] In this context, a common example of a prodrug is an alkyl ester of a carboxylic acid. Relative to compounds of Formula I, Formula Ia, Formula Ib, Formula Ig, Formula II, Formula Ila, Formula Ilb, Formula Ilc, Formula Ild, Formula Ile, Formula If, Formula Ilg, Formula Ili, Formula Ili, Formula Ilj, Formula Ilk, Formula Ilm, Formula Iln, Formula Ilo, Formula Ilp, or

Formula III, further examples include, without limitation, an amide or carbamate derivative at the pyrrole nitrogen (i.e. N1) of the azaindole core.

[0295] As described in The Practice of Medicinal Chemistry, Ch. 31-32 (Ed. Wermuth, Academic Press, San Diego, CA, 2001), prodrugs can be conceptually divided into two non-exclusive categories, bioprecursor prodrugs and carrier prodrugs. Generally, bioprecursor prodrugs are compounds that are inactive or have low activity compared to the corresponding active drug compound, that contain one or more protective groups and are converted to an active form by metabolism or solvolysis. Both the active drug form and any released metabolic products should have acceptably low toxicity. Typically, the formation of active drug compound involves a metabolic process or reaction that is one of the follow types:

[0296] Oxidative reactions: Oxidative reactions are exemplified without limitation to reactions such as oxidation of alcohol, carbonyl, and acid functionalities, hydroxylation of aliphatic carbons, hydroxylation of alicyclic carbon atoms, oxidation of aromatic carbon atoms, oxidation of carbon-carbon double bonds, oxidation of nitrogen-containing functional groups, oxidation of silicon, phosphorus, arsenic, and sulfur, oxidative N-dealkylation, oxidative O- and S-dealkylation, oxidative deamination, as well as other oxidative reactions.

[0297] Reductive reactions: Reductive reactions are exemplified without limitation to reactions such as reduction of carbonyl functionalities, reduction of alcohol functionalities and carbon-carbon double bonds, reduction of nitrogen-containing functional groups, and other reduction reactions.

[0298] Reactions without change in the oxidation state: Reactions without change in the state of oxidation are exemplified without limitation to reactions such as hydrolysis of esters and ethers, hydrolytic cleavage of carbon-nitrogen single bonds, hydrolytic cleavage of non-aromatic heterocycles, hydration and dehydration at multiple bonds, new atomic linkages resulting from dehydration reactions, hydrolytic dehalogenation, removal of hydrogen halide molecule, and other such reactions.

[0299] Carrier prodrugs are drug compounds that contain a transport moiety, e.g., that improves uptake and/or localized delivery to a site(s) of action. Desirably for such a carrier prodrug, the linkage between the drug moiety and the transport moiety is a covalent bond, the prodrug is inactive or less active than the drug compound, the prodrug and any release transport moiety are acceptably non-toxic. For prodrugs where the transport moiety is intended to enhance uptake, typically the release of the transport moiety should be rapid. In other cases, it is desirable to utilize a moiety that provides slow release, e.g., certain polymers or other moieties, such as cyclodextrins.

(See, e.g., Cheng et al., U.S. Patent Publ. No. 2004/0077595, App. Ser. No. 10/656,838, incorporated herein by reference.) Such carrier prodrugs are often advantageous for orally administered drugs. Carrier prodrugs can, for example, be used to improve one or more of the following properties: increased lipophilicity, increased duration of pharmacological effects, increased site-specificity, decreased toxicity and adverse reactions, and/or improvement in drug formulation (e.g. stability, water solubility, suppression of an undesirable organoleptic or physiochemical property). For example, lipophilicity can be increased by esterification of hydroxyl groups with lipophilic carboxylic acids, or of carboxylic acid groups with alcohols, e.g., aliphatic alcohols. Wermuth, *supra*.

**[0300]** Prodrugs may proceed from prodrug form to active form in a single step or may have one or more intermediate forms which may themselves have activity or may be inactive.

**[0301]** Metabolites, e.g., active metabolites, overlap with prodrugs as described above, e.g., bioprecursor prodrugs. Thus, such metabolites are pharmacologically active compounds or compounds that further metabolize to pharmacologically active compounds that are derivatives resulting from metabolic process in the body of a subject. Of these, active metabolites are such pharmacologically active derivative compounds. For prodrugs, the prodrug compound is generally inactive or of lower activity than the metabolic product. For active metabolites, the parent compound may be either an active compound or may be an inactive prodrug.

**[0302]** Prodrugs and active metabolites may be identified using routine techniques known in the art. See, e.g., Bertolini et al., 1997, *J. Med. Chem.*, 40:2011-2016; Shan et al., 1997, *J Pharm Sci* 86(7):756-757; Bagshawe, 1995, *Drug Dev. Res.*, 34:220-230; Wermuth, *supra*.

#### **(d) Pharmaceutically acceptable salts**

**[0303]** Compounds can be formulated as or be in the form of pharmaceutically acceptable salts. Contemplated pharmaceutically acceptable salt forms include, without limitation, mono, bis, tris, tetrakis, and so on. Pharmaceutically acceptable salts are non-toxic in the amounts and concentrations at which they are administered. The preparation of such salts can facilitate the pharmacological use by altering the physical characteristics of a compound without preventing it from exerting its physiological effect. Useful alterations in physical properties include lowering the melting point to facilitate transmucosal administration and increasing the solubility to facilitate administering higher concentrations of the drug.

**[0304]** Pharmaceutically acceptable salts include acid addition salts such as those containing sulfate, chloride, hydrochloride, fumarate, maleate, phosphate, sulfamate, acetate, citrate, lactate,

tartrate, methanesulfonate, ethanesulfonate, benzenesulfonate, *p*-toluenesulfonate, cyclohexylsulfamate and quinate. Pharmaceutically acceptable salts can be obtained from acids such as hydrochloric acid, maleic acid, sulfuric acid, phosphoric acid, sulfamic acid, acetic acid, citric acid, lactic acid, tartaric acid, malonic acid, methanesulfonic acid, ethanesulfonic acid, benzenesulfonic acid, *p*-toluenesulfonic acid, cyclohexylsulfamic acid, fumaric acid, and quinic acid.

[0305] Pharmaceutically acceptable salts also include basic addition salts such as those containing benzathine, chlorprocaine, choline, diethanolamine, ethanolamine, *t*-butylamine, ethylenediamine, meglumine, procaine, aluminum, calcium, lithium, magnesium, potassium, sodium, ammonium, alkylamine, and zinc, when acidic functional groups, such as carboxylic acid or phenol are present. For example, see Remington's Pharmaceutical Sciences, 19<sup>th</sup> ed., Mack Publishing Co., Easton, PA, Vol. 2, p. 1457, 1995. Such salts can be prepared using the appropriate corresponding bases.

[0306] Pharmaceutically acceptable salts can be prepared by standard techniques. For example, the free-base form of a compound can be dissolved in a suitable solvent, such as an aqueous or aqueous-alcohol solution containing the appropriate acid and then isolated by evaporating the solution. In another example, a salt can be prepared by reacting the free base and acid in an organic solvent.

[0307] Thus, for example, if the particular compound is a base, the desired pharmaceutically acceptable salt may be prepared by any suitable method available in the art, for example, treatment of the free base with an inorganic acid, such as hydrochloric acid, hydrobromic acid, sulfuric acid, nitric acid, phosphoric acid, and the like, or with an organic acid, such as acetic acid, maleic acid, succinic acid, mandelic acid, fumaric acid, malonic acid, pyruvic acid, oxalic acid, glycolic acid, salicylic acid, a pyranosidyl acid, such as glucuronic acid or galacturonic acid, an alpha-hydroxy acid, such as citric acid or tartaric acid, an amino acid, such as aspartic acid or glutamic acid, an aromatic acid, such as benzoic acid or cinnamic acid, a sulfonic acid, such as *p*-toluenesulfonic acid or ethanesulfonic acid, or the like.

[0308] Similarly, if the particular compound is an acid, the desired pharmaceutically acceptable salt may be prepared by any suitable method, for example, treatment of the free acid with an inorganic or organic base, such as an amine (primary, secondary or tertiary), an alkali metal hydroxide or alkaline earth metal hydroxide, or the like. Illustrative examples of suitable salts include organic salts derived from amino acids, such as L-glycine, L-lysine, and L-arginine, ammonia, primary, secondary, and tertiary amines, and cyclic amines, such as

hydroxyethylpyrrolidine, piperidine, morpholine or piperazine, and inorganic salts derived from sodium, calcium, potassium, magnesium, manganese, iron, copper, zinc, aluminum and lithium.

[0309] The pharmaceutically acceptable salt of the different compounds may be present as a complex. Examples of complexes include 8-chlorotheophylline complex (analogous to, *e.g.*, dimenhydrinate: diphenhydramine 8-chlorotheophylline (1:1) complex; Dramamine) and various cyclodextrin inclusion complexes.

[0310] Unless specified to the contrary, specification of a compound herein includes pharmaceutically acceptable salts of such compound.

#### (e) Polymorphic forms

[0311] In the case of agents that are solids, it is understood by those skilled in the art that the compounds and salts may exist in different crystal or polymorphic forms, all of which are intended to be within the scope of the present invention and specified formulae.

#### V. Administration

[0312] The methods and compounds will typically be used in therapy for human subjects. However, they may also be used to treat similar or identical indications in other animal subjects. In this context, the terms “subject,” “animal subject,” and the like refer to human and non-human vertebrates, *e.g.* mammals, such as non-human primates, sports and commercial animals, *e.g.*, equines, bovines, porcines, ovines, rodents, and pets, *e.g.*, canines and felines.

[0313] Suitable dosage forms, in part, depend upon the use or the route of administration, for example, oral, transdermal, transmucosal, inhalant, or by injection (parenteral). Such dosage forms should allow the compound to reach target cells. Other factors are well known in the art, and include considerations such as toxicity and dosage forms that retard the compound or composition from exerting its effects. Techniques and formulations generally may be found in *The Science and Practice of Pharmacy*, 21<sup>st</sup> edition, Lippincott, Williams and Wilkins, Philadelphia, PA, 2005 (hereby incorporated by reference herein).

[0314] Compounds of the present invention (*i.e.* Formula I, Formula Ia, Formula Ib, Formula Ig, Formula II, Formula IIa, Formula IIb, Formula IIc, Formula IId, Formula IIE, Formula IIf, Formula IIg, Formula IIh, Formula Iii, Formula IIj, Formula IIk, Formula IIm, Formula IIn, Formula IIo, Formula IIp, or Formula III, and all sub-embodiments disclosed herein) can be formulated as pharmaceutically acceptable salts.

[0315] Carriers or excipients can be used to produce compositions. The carriers or excipients can be chosen to facilitate administration of the compound. Examples of carriers include calcium carbonate, calcium phosphate, various sugars such as lactose, glucose, or sucrose, or types of starch, cellulose derivatives, gelatin, vegetable oils, polyethylene glycols and physiologically compatible solvents. Examples of physiologically compatible solvents include sterile solutions of water for injection (WFI), saline solution, and dextrose.

[0316] The compounds can be administered by different routes including intravenous, intraperitoneal, subcutaneous, intramuscular, oral, transmucosal, rectal, transdermal, or inhalant. In some embodiments, oral administration is preferred. For oral administration, for example, the compounds can be formulated into conventional oral dosage forms such as capsules, tablets, and liquid preparations such as syrups, elixirs, and concentrated drops.

[0317] For inhalants, compounds of the invention may be formulated as dry powder or a suitable solution, suspension, or aerosol. Powders and solutions may be formulated with suitable additives known in the art. For example, powders may include a suitable powder base such as lactose or starch, and solutions may comprise propylene glycol, sterile water, ethanol, sodium chloride and other additives, such as acid, alkali and buffer salts. Such solutions or suspensions may be administered by inhaling via spray, pump, atomizer, or nebulizer, and the like. The compounds of the invention may also be used in combination with other inhaled therapies, for example corticosteroids such as fluticasone propionate, beclomethasone dipropionate, triamcinolone acetonide, budesonide, and mometasone furoate; beta agonists such as albuterol, salmeterol, and formoterol; anticholinergic agents such as ipratropium bromide or tiotropium; vasodilators such as treprostinil and iloprost; enzymes such as DNAase; therapeutic proteins; immunoglobulin antibodies; an oligonucleotide, such as single or double stranded DNA or RNA, siRNA; antibiotics such as tobramycin; muscarinic receptor antagonists; leukotriene antagonists; cytokine antagonists; protease inhibitors; cromolyn sodium; nedocril sodium; and sodium cromoglycate.

[0318] Pharmaceutical preparations for oral use can be obtained, for example, by combining the active compounds with solid excipients, optionally grinding a resulting mixture, and processing the mixture of granules, after adding suitable auxiliaries, if desired, to obtain tablets or dragee cores. Suitable excipients are, in particular, fillers such as sugars, including lactose, sucrose, mannitol, or sorbitol; cellulose preparations, for example, maize starch, wheat starch, rice starch, potato starch, gelatin, gum tragacanth, methyl cellulose, hydroxypropylmethyl-cellulose, sodium carboxymethylcellulose (CMC), and/or polyvinylpyrrolidone (PVP: povidone). If desired, disintegrating agents may be added, such as the cross-linked polyvinylpyrrolidone, agar, or alginic acid, or a salt thereof such as sodium alginate.

[0319] Dragee cores are provided with suitable coatings. For this purpose, concentrated sugar solutions may be used, which may optionally contain, for example, gum arabic, talc, polyvinylpyrrolidone, carbopol gel, polyethylene glycol (PEG), and/or titanium dioxide, lacquer solutions, and suitable organic solvents or solvent mixtures. Dye-stuffs or pigments may be added to the tablets or dragee coatings for identification or to characterize different combinations of active compound doses.

[0320] Pharmaceutical preparations that can be used orally include push-fit capsules made of gelatin ("gelcaps"), as well as soft, sealed capsules made of gelatin, and a plasticizer, such as glycerol or sorbitol. The push-fit capsules can contain the active ingredients in admixture with filler such as lactose, binders such as starches, and/or lubricants such as talc or magnesium stearate and, optionally, stabilizers. In soft capsules, the active compounds may be dissolved or suspended in suitable liquids, such as fatty oils, liquid paraffin, or liquid polyethylene glycols (PEGs). In addition, stabilizers may be added.

[0321] Alternatively, injection (parenteral administration) may be used, *e.g.*, intramuscular, intravenous, intraperitoneal, and/or subcutaneous. For injection, the compounds of the invention are formulated in sterile liquid solutions, preferably in physiologically compatible buffers or solutions, such as saline solution, Hank's solution, or Ringer's solution. In addition, the compounds may be formulated in solid form and redissolved or suspended immediately prior to use. Lyophilized forms can also be produced.

[0322] Administration can also be by transmucosal, topical, transdermal, or inhalant means. For transmucosal, topical or transdermal administration, penetrants appropriate to the barrier to be permeated are used in the formulation. Such penetrants are generally known in the art, and include, for example, for transmucosal administration, bile salts and fusidic acid derivatives. In addition, detergents may be used to facilitate permeation. Transmucosal administration, for example, may be through nasal sprays or suppositories (rectal or vaginal).

[0323] The topical compositions of this invention are formulated preferably as oils, creams, lotions, ointments, and the like by choice of appropriate carriers known in the art. Suitable carriers include vegetable or mineral oils, white petrolatum (white soft paraffin), branched chain fats or oils, animal fats and high molecular weight alcohol (greater than C<sub>12</sub>). The preferred carriers are those in which the active ingredient is soluble. Emulsifiers, stabilizers, humectants and antioxidants may also be included as well as agents imparting color or fragrance, if desired. Creams for topical application are preferably formulated from a mixture of mineral oil, self-emulsifying beeswax and water in which mixture the active ingredient, dissolved in a small amount solvent (*e.g.* an oil), is admixed. Additionally, administration by transdermal means may

comprise a transdermal patch or dressing such as a bandage impregnated with an active ingredient and optionally one or more carriers or diluents known in the art. To be administered in the form of a transdermal delivery system, the dosage administration will, of course, be continuous rather than intermittent throughout the dosage regimen.

[0324] The amounts of various compounds to be administered can be determined by standard procedures taking into account factors such as the compound  $IC_{50}$ , the biological half-life of the compound, the age, size, and weight of the subject, and the indication being treated. The importance of these and other factors are well known to those of ordinary skill in the art. Generally, a dose will be between about 0.01 and 50 mg/kg, preferably 0.1 and 20 mg/kg of the subject being treated. Multiple doses may be used.

[0325] The compounds of the invention may also be used in combination with other therapies for treating the same disease. Such combination use includes administration of the compounds and one or more other therapeutics at different times, or co-administration of the compound and one or more other therapies. In some embodiments, dosage may be modified for one or more of the compounds of the invention or other therapeutics used in combination, e.g., reduction in the amount dosed relative to a compound or therapy used alone, by methods well known to those of ordinary skill in the art.

[0326] It is understood that use in combination includes use with other therapies, drugs, medical procedures etc., where the other therapy or procedure may be administered at different times (e.g. within a short time, such as within hours (e.g. 1, 2, 3, 4-24 hours), or within a longer time (e.g. 1-2 days, 2-4 days, 4-7 days, 1-4 weeks)) than a compound of the present invention, or at the same time as a compound of the invention. Use in combination also includes use with a therapy or medical procedure that is administered once or infrequently, such as surgery, along with a compound of the invention administered within a short time or longer time before or after the other therapy or procedure. In some embodiments, the present invention provides for delivery of compounds of the invention and one or more other drug therapeutics delivered by a different route of administration or by the same route of administration. The use in combination for any route of administration includes delivery of compounds of the invention and one or more other drug therapeutics delivered by the same route of administration together in any formulation, including formulations where the two compounds are chemically linked in such a way that they maintain their therapeutic activity when administered. In one aspect, the other drug therapy may be co-administered with one or more compounds of the invention. Use in combination by co-administration includes administration of co-formulations or formulations of chemically joined compounds, or administration of two or more compounds in separate formulations within a short



time of each other (e.g. within an hour, 2 hours, 3 hours, up to 24 hours), administered by the same or different routes. Co-administration of separate formulations includes co-administration by delivery via one device, for example the same inhalant device, the same syringe, etc., or administration from separate devices within a short time of each other. Co-formulations of compounds of the invention and one or more additional drug therapies delivered by the same route includes preparation of the materials together such that they can be administered by one device, including the separate compounds combined in one formulation, or compounds that are modified such that they are chemically joined, yet still maintain their biological activity. Such chemically joined compounds may have a linkage that is substantially maintained *in vivo*, or the linkage may break down *in vivo*, separating the two active components.

**[0327]** In certain embodiments, the patient is 60 years or older and relapsed after a first line cancer therapy. In certain embodiments, the patient is 18 years or older and is relapsed or refractory after a second line cancer therapy. In certain embodiments, the patient is 60 years or older and is primary refractory to a first line cancer therapy. In certain embodiments, the patient is 70 years or older and is previously untreated. In certain embodiments, the patient is 70 years or older and is ineligible and/or unlikely to benefit from cancer therapy.

**[0328]** In certain embodiments, the therapeutically effective amount used in the methods provided herein is at least 10 mg per day. In certain embodiments, the therapeutically effective amount is 10, 50, 90, 100, 135, 150, 200, 250, 300, 350, 400, 450, 500, 600, 700, 800, 900, 1000, 1200, 1300, 1400, 1500, 1600, 1700, 1800, 1900, 2000, 2200, 2500 mg per dosage. In other embodiments, the therapeutically effective amount is 10, 50, 90, 100, 135, 150, 200, 250, 300, 350, 400, 450, 500, 600, 700, 800, 900, 1000, 1200, 1300, 1400, 1500, 1600, 1700, 1800, 1900, 2000, 2200, 2500, 3000, 3500, 4000, 4500, 5000 mg per day or more. In certain embodiments, the compound is administered continuously.

**[0329]** In certain embodiments, provided herein is a method for treating a diseases or condition mediated by Flt3 or oncogenic Flt3 by administering to a mammal having a disease or condition at least 10, 50, 90, 100, 135, 150, 200, 250, 300, 350, 400, 450, 500, 600, 700, 800, 900, 1000, 1200, 1300, 1400, 1500, 1600, 1700, 1800, 1900, 2000, 2200, 2500, 3000, 3500, 4000, 4500, 5000 mg per day of a compound of any of formulas I, Ia, Ib, Ig, IIa to IIk, IIm to IIp and III or any of the compounds described herein or a pharmaceutically acceptable salt or solvate thereof, and wherein the compound is administered on an empty stomach.

**[0330]** In certain embodiments, the disease or condition in the methods provided herein is cancer. In certain embodiments, the disease or condition in the methods provided herein is a solid

tumor. In yet another embodiment, the disease or condition in the methods provided herein is a blood-borne tumor. In yet another embodiment, the disease or condition is leukemia. In certain embodiments, the leukemia is acute myeloid leukemia. In certain embodiments, the leukemia is acute lymphocytic leukemia. In still another embodiment, the leukemia is a refractory or drug resistant leukemia.

**[0331]** In certain embodiments, the drug resistant leukemia is drug resistant acute myeloid leukemia. In certain embodiments, the mammal having the drug resistant acute myeloid leukemia has an activating FLT3 mutation. In still another embodiment, the drug resistant acute myeloid leukemia has a FLT3 internal tandem duplication (ITD) mutation.

**[0332]** Each method provided herein may further comprise administering a second therapeutic agent. In certain embodiments, the second therapeutic agent is an anticancer agent. In certain embodiments, the second therapeutic agent is a protein kinase inhibitor; In certain embodiments, a tyrosine kinase inhibitor; and in yet another embodiment, a second FLT3 kinase inhibitor, including, but not limiting to, Sunitinib, Cediranib, XL-184 free base (Cabozantinib, Ponatinib (AP24534), PHA-665752, Dovitinib (TKI258, CHIR-258), AC220 (Quizartinib), TG101209, KW-2449, AEE788 (NVP-AEE788), MP-470 (Amuvatinib), TSU-68 (SU6668, Orantinib, ENMD-2076, Vatalanib dihydrochloride (PTK787) and Tandutinib (MLN518).

## **VII. Manipulation of Flt3**

**[0333]** Techniques for the manipulation of nucleic acids, such as, e.g., subcloning, labeling probes (e.g. random-primer labeling using Klenow polymerase, nick translation, amplification), sequencing, hybridization and the like are well disclosed in the scientific and patent literature, see, e.g., Sambrook, ed., *Molecular Cloning: a Laboratory Manual* (2nd ed.), Vols. 1-3, Cold Spring Harbor Laboratory, (1989); *Current Protocols in Molecular Biology*, Ausubel, ed. John Wiley & Sons, Inc., New York (1997); *Laboratory Techniques in Biochemistry and Molecular Biology: Hybridization With Nucleic Acid Probes, Part I. Theory and Nucleic Acid Preparation*, Tijssen, ed. Elsevier, N.Y. (1993).

**[0334]** Nucleic acid sequences can be amplified as necessary for further use using amplification methods, such as PCR, isothermal methods, rolling circle methods, etc., are well known to the skilled artisan. See, e.g., Saiki, "Amplification of Genomic DNA" in *PCR Protocols*, Innis et al., Eds., Academic Press, San Diego, CA 1990, pp 13-20; Wharam et al., *Nucleic Acids Res.* 2001 Jun 1;29(11):E54-E54; Hafner et al., *Biotechniques* 2001 Apr;30(4):852-6, 858, 860 passim; Zhong et al., *Biotechniques* 2001 Apr;30(4):852-6, 858, 860 passim.

[0335] Nucleic acids, vectors, capsids, polypeptides, and the like can be analyzed and quantified by any of a number of general means well known to those of skill in the art. These include, e.g., analytical biochemical methods such as NMR, spectrophotometry, radiography, electrophoresis, capillary electrophoresis, high performance liquid chromatography (HPLC), thin layer chromatography (TLC), and hyperdiffusion chromatography, various immunological methods, e.g. fluid or gel precipitin reactions, immunodiffusion, immuno-electrophoresis, radioimmunoassays (RIAs), enzyme-linked immunosorbent assays (ELISAs), immuno-fluorescent assays, Southern analysis, Northern analysis, dot-blot analysis, gel electrophoresis (e.g. SDS-PAGE), nucleic acid or target or signal amplification methods, radiolabeling, scintillation counting, and affinity chromatography.

[0336] Obtaining and manipulating nucleic acids used to practice the methods of the invention can be performed by cloning from genomic samples, and, if desired, screening and re-cloning inserts isolated or amplified from, e.g., genomic clones or cDNA clones. Sources of nucleic acid used in the methods of the invention include genomic or cDNA libraries contained in, e.g., mammalian artificial chromosomes (MACs), see, e.g., U.S. Patent Nos. 5,721,118; 6,025,155; human artificial chromosomes, see, e.g., Rosenfeld (1997) Nat. Genet. 15:333-335; yeast artificial chromosomes (YAC); bacterial artificial chromosomes (BAC); P1 artificial chromosomes, see, e.g., Woon (1998) Genomics 50:306-316; P1-derived vectors (PACs), see, e.g., Kern (1997) Biotechniques 23:120-124; cosmids, recombinant viruses, phages or plasmids.

[0337] The nucleic acids used to practice the methods of the invention can be operatively linked to a promoter. A promoter can be one motif or an array of nucleic acid control sequences which direct transcription of a nucleic acid. A promoter can include necessary nucleic acid sequences near the start site of transcription, such as, in the case of a polymerase II type promoter, a TATA element. A promoter also optionally includes distal enhancer or repressor elements which can be located as much as several thousand base pairs from the start site of transcription. A "constitutive" promoter is a promoter which is active under most environmental and developmental conditions. An "inducible" promoter is a promoter which is under environmental or developmental regulation. A "tissue specific" promoter is active in certain tissue types of an organism, but not in other tissue types from the same organism. The term "operably linked" refers to a functional linkage between a nucleic acid expression control sequence (such as a promoter, or array of transcription factor binding sites) and a second nucleic acid sequence, wherein the expression control sequence directs transcription of the nucleic acid corresponding to the second sequence.

[0338] The nucleic acids used to practice the methods of the invention can also be provided in expression vectors and cloning vehicles, e.g., sequences encoding the polypeptides used to practice

the methods of the invention. Expression vectors and cloning vehicles used to practice the methods of the invention can comprise viral particles, baculovirus, phage, plasmids, phagemids, cosmids, fosmids, bacterial artificial chromosomes, viral DNA (e.g. vaccinia, adenovirus, fowl pox virus, pseudorabies and derivatives of SV40), P1-based artificial chromosomes, yeast plasmids, yeast artificial chromosomes, and any other vectors specific for specific hosts of interest (such as bacillus, *Aspergillus* and yeast). Vectors used to practice the methods of the invention can include chromosomal, non-chromosomal and synthetic DNA sequences. Large numbers of suitable vectors are known to those of skill in the art, and are commercially available.

**[0339]** The nucleic acids used to practice the methods of the invention can be cloned, if desired, into any of a variety of vectors using routine molecular biological methods; methods for cloning *in vitro* amplified nucleic acids are disclosed, e.g., U.S. Pat. No. 5,426,039. To facilitate cloning of amplified sequences, restriction enzyme sites can be “built into” a PCR primer pair. Vectors may be introduced into a genome or into the cytoplasm or a nucleus of a cell and expressed by a variety of conventional techniques, well described in the scientific and patent literature. See, e.g., Roberts (1987) *Nature* 328:731; Schneider (1995) *Protein Expr. Purif.* 6435:10; Sambrook, Tijssen or Ausubel. The vectors can be isolated from natural sources, obtained from such sources as ATCC or GenBank libraries, or prepared by synthetic or recombinant methods. For example, the nucleic acids used to practice the methods of the invention can be expressed in expression cassettes, vectors or viruses which are stably or transiently expressed in cells (e.g. episomal expression systems). Selection markers can be incorporated into expression cassettes and vectors to confer a selectable phenotype on transformed cells and sequences. For example, selection markers can code for episomal maintenance and replication such that integration into the host genome is not required.

**[0340]** In one aspect, the nucleic acids used to practice the methods of the invention are administered *in vivo* for *in situ* expression of the peptides or polypeptides used to practice the methods of the invention. The nucleic acids can be administered as “naked DNA” (see, e.g., U.S. Patent No. 5,580,859) or in the form of an expression vector, e.g., a recombinant virus. The nucleic acids can be administered by any route, including peri- or intra-tumorally, as described below. Vectors administered *in vivo* can be derived from viral genomes, including recombinantly modified enveloped or non-enveloped DNA and RNA viruses, preferably selected from baculoviridae, parvoviridae, picornaviridae, herpesviridae, poxviridae, adenoviridae, or picornaviridae. Chimeric vectors may also be employed which exploit advantageous merits of each of the parent vector properties (See e.g., Feng (1997) *Nature Biotechnology* 15:866-870). Such viral genomes may be modified by recombinant DNA techniques to include the nucleic acids used to practice the methods of the invention; and may be further engineered to be replication

deficient, conditionally replicating or replication competent. In alternative aspects, vectors are derived from the adenoviral (e.g. replication incompetent vectors derived from the human adenovirus genome, see, e.g., U.S. Patent Nos. 6,096,718; 6,110,458; 6,113,913; 5,631,236); adeno-associated viral and retroviral genomes. Retroviral vectors can include those based upon murine leukemia virus (MuLV), gibbon ape leukemia virus (GaLV), Simian Immuno deficiency virus (SIV), human immuno deficiency virus (HIV), and combinations thereof; see, e.g., U.S. Patent Nos. 6,117,681; 6,107,478; 5,658,775; 5,449,614; Buchscher (1992) *J. Virol.* 66:2731-2739; Johann (1992) *J. Virol.* 66:1635-1640). Adeno-associated virus (AAV)-based vectors can be used to transduce cells with target nucleic acids, e.g., in the *in vitro* production of nucleic acids and peptides, and in *in vivo* and *ex vivo* gene therapy procedures; see, e.g., U.S. Patent Nos. 6,110,456; 5,474,935; Okada (1996) *Gene Ther.* 3:957-964.

[0341] The present invention also relates to use of fusion proteins, and nucleic acids encoding them. A polypeptide used to practice the methods of the invention can be fused to a heterologous peptide or polypeptide, such as N-terminal identification peptides which impart desired characteristics, such as increased stability or simplified purification. Peptides and polypeptides used to practice the methods of the invention can also be synthesized and expressed as fusion proteins with one or more additional domains linked thereto for, e.g., producing a more immunogenic peptide, to more readily isolate a recombinantly synthesized peptide, to identify and isolate antibodies and antibody-expressing B cells, and the like. Detection and purification facilitating domains include, e.g., metal chelating peptides such as polyhistidine tracts and histidine-tryptophan modules that allow purification on immobilized metals, protein A domains that allow purification on immobilized immunoglobulin, and the domain utilized in the FLAGS extension/affinity purification system (Immunex Corp, Seattle WA). The inclusion of a cleavable linker sequences such as Factor Xa or enterokinase (Invitrogen, San Diego CA) between a purification domain and the motif-comprising peptide or polypeptide to facilitate purification. For example, an expression vector can include an epitope-encoding nucleic acid sequence linked to six histidine residues followed by a thioredoxin and an enterokinase cleavage site (see e.g., Williams (1995) *Biochemistry* 34:1787-1797; Dobeli (1998) *Protein Expr. Purif.* 12:404-414). The histidine residues facilitate detection and purification while the enterokinase cleavage site provides a means for purifying the epitope from the remainder of the fusion protein. In one aspect, a nucleic acid encoding a polypeptide used to practice the methods of the invention is assembled in appropriate phase with a leader sequence capable of directing secretion of the translated polypeptide or fragment thereof. Technology pertaining to vectors encoding fusion proteins and application of fusion proteins are well disclosed in the scientific and patent literature, see e.g., Kroll (1993) *DNA Cell. Biol.* 12:441-53.

[0342] The nucleic acids and polypeptides used to practice the methods of the invention can be bound to a solid support, e.g., for use in screening and diagnostic methods. Solid supports can include, e.g., membranes (e.g. nitrocellulose or nylon), a microtiter dish (e.g. PVC, polypropylene, or polystyrene), a test tube (glass or plastic), a dip stick (e.g. glass, PVC, polypropylene, polystyrene, latex and the like), a microfuge tube, or a glass, silica, plastic, metallic or polymer bead or other substrate such as paper. One solid support uses a metal (e.g. cobalt or nickel)-comprising column which binds with specificity to a histidine tag engineered onto a peptide.

[0343] Adhesion of molecules to a solid support can be direct (i.e., the molecule contacts the solid support) or indirect (a "linker" is bound to the support and the molecule of interest binds to this linker). Molecules can be immobilized either covalently (e.g. utilizing single reactive thiol groups of cysteine residues (see, e.g., Colliuod (1993) *Bioconjugate Chem.* 4:528-536) or non-covalently but specifically (e.g. via immobilized antibodies (see, e.g., Schuhmann (1991) *Adv. Mater.* 3:388-391; Lu (1995) *Anal. Chem.* 67:83-87; the biotin/streptavidin system (see, e.g., Iwane (1997) *Biophys. Biochem. Res. Comm.* 230:76-80); metal chelating, e.g., Langmuir-Blodgett films (see, e.g., Ng (1995) *Langmuir* 11:4048-55); metal-chelating self-assembled monolayers (see, e.g., Sigal (1996) *Anal. Chem.* 68:490-497) for binding of polyhistidine fusions.

[0344] Indirect binding can be achieved using a variety of linkers which are commercially available. The reactive ends can be any of a variety of functionalities including, but not limited to: amino reacting ends such as N-hydroxysuccinimide (NHS) active esters, imidoesters, aldehydes, epoxides, sulfonyl halides, isocyanate, isothiocyanate, and nitroaryl halides; and thiol reacting ends such as pyridyl disulfides, maleimides, thiophthalimides, and active halogens. The heterobifunctional crosslinking reagents have two different reactive ends, e.g., an amino-reactive end and a thiol-reactive end, while homobifunctional reagents have two similar reactive ends, e.g., bismaleimidohexane (BMH) which permits the cross-linking of sulfhydryl-containing compounds. The spacer can be of varying length and be aliphatic or aromatic. Examples of commercially available homobifunctional cross-linking reagents include, but are not limited to, the imidoesters such as dimethyl adipimidate dihydrochloride (DMA); dimethyl pimelimidate dihydrochloride (DMP); and dimethyl suberimidate dihydrochloride (DMS). Heterobifunctional reagents include commercially available active halogen-NHS active esters coupling agents such as N-succinimidyl bromoacetate and N-succinimidyl (4-iodoacetyl)aminobenzoate (SIAB) and the sulfosuccinimidyl derivatives such as sulfosuccinimidyl(4-iodoacetyl)aminobenzoate (sulfo-SIAB) (Pierce). Another group of coupling agents is the heterobifunctional and thiol cleavable agents such as N-succinimidyl 3-(2-pyridyidithio)propionate (SPDP) (Pierce Chemicals, Rockford, IL).

[0345] Antibodies can also be used for binding polypeptides and peptides used to practice the methods of the invention to a solid support. This can be done directly by binding peptide-specific antibodies to the column or it can be done by creating fusion protein chimeras comprising motif-containing peptides linked to, e.g., a known epitope (e.g. a tag (e.g. FLAG, myc) or an appropriate immunoglobulin constant domain sequence (an “immunoadhesin,” see, e.g., Capon (1989) *Nature* 377:525-531 (1989)).

[0346] Nucleic acids or polypeptides used to practice the methods of the invention can be immobilized to or applied to an array. Arrays can be used to screen for or monitor libraries of compositions (e.g. small molecules, antibodies, nucleic acids, etc.) for their ability to bind to or modulate the activity of a nucleic acid or a polypeptide used to practice the methods of the invention. For example, in one aspect of the invention, a monitored parameter is transcript expression of a gene comprising a nucleic acid used to practice the methods of the invention. One or more, or all the transcripts of a cell can be measured by hybridization of a sample comprising transcripts of the cell, or nucleic acids representative of or complementary to transcripts of a cell, by hybridization to immobilized nucleic acids on an array, or “biochip.” By using an “array” of nucleic acids on a microchip, some or all of the transcripts of a cell can be simultaneously quantified. Alternatively, arrays comprising genomic nucleic acid can also be used to determine the genotype of a newly engineered strain made by the methods of the invention. Polypeptide arrays” can also be used to simultaneously quantify a plurality of proteins.

[0347] The terms “array” or “microarray” or “biochip” or “chip” as used herein is a plurality of target elements, each target element comprising a defined amount of one or more polypeptides (including antibodies) or nucleic acids immobilized onto a defined area of a substrate surface. In practicing the methods of the invention, any known array and/or method of making and using arrays can be incorporated in whole or in part, or variations thereof, as disclosed, for example, in U.S. Patent Nos. 6,277,628; 6,277,489; 6,261,776; 6,258,606; 6,054,270; 6,048,695; 6,045,996; 6,022,963; 6,013,440; 5,965,452; 5,959,098; 5,856,174; 5,830,645; 5,770,456; 5,632,957; 5,556,752; 5,143,854; 5,807,522; 5,800,992; 5,744,305; 5,700,637; 5,556,752; 5,434,049; see also, e.g., WO 99/51773; WO 99/09217; WO 97/46313; WO 96/17958; see also, e.g., Johnston (1998) *Curr. Biol.* 8:R171-R174; Schummer (1997) *Biotechniques* 23:1087-1092; Kern (1997) *Biotechniques* 23:120-124; Solinas-Toldo (1997) *Genes, Chromosomes & Cancer* 20:399-407; Bowtell (1999) *Nature Genetics Supp.* 21:25-32. See also published U.S. patent application Nos. 20010018642; 20010019827; 20010016322; 20010014449; 20010014448; 20010012537; 20010008765.

### Host Cells and Transformed Cells

[0348] The invention also provides a transformed cell comprising a nucleic acid sequence used to practice the methods of the invention, *e.g.*, a sequence encoding a polypeptide used to practice the methods of the invention, or a vector used to practice the methods of the invention. The host cell may be any of the host cells familiar to those skilled in the art, including prokaryotic cells, eukaryotic cells, such as bacterial cells, fungal cells, yeast cells, mammalian cells, insect cells, or plant cells. Exemplary bacterial cells include *E. coli*, *Streptomyces*, *Bacillus subtilis*, *Salmonella typhimurium* and various species within the genera *Pseudomonas*, *Streptomyces*, and *Staphylococcus*. Exemplary insect cells include *Drosophila* S2 and *Spodoptera* Sf9. Exemplary animal cells include CHO, COS or Bowes melanoma or any mouse or human cell line. The selection of an appropriate host is within the abilities of those skilled in the art.

[0349] Vectors may be introduced into the host cells using any of a variety of techniques, including transformation, transfection, transduction, viral infection, gene guns, or Ti-mediated gene transfer. Particular methods include calcium phosphate transfection, DEAE-Dextran mediated transfection, lipofection, or electroporation.

[0350] Engineered host cells can be cultured in conventional nutrient media modified as appropriate for activating promoters, selecting transformants or amplifying the genes used to practice the methods of the invention. Following transformation of a suitable host strain and growth of the host strain to an appropriate cell density, the selected promoter may be induced by appropriate means (*e.g.* temperature shift or chemical induction) and the cells may be cultured for an additional period to allow them to produce the desired polypeptide or fragment thereof.

[0351] Cells can be harvested by centrifugation, disrupted by physical or chemical means, and the resulting crude extract is retained for further purification. Microbial cells employed for expression of proteins can be disrupted by any convenient method, including freeze-thaw cycling, sonication, mechanical disruption, or use of cell lysing agents. Such methods are well known to those skilled in the art. The expressed polypeptide or fragment can be recovered and purified from recombinant cell cultures by methods including ammonium sulfate or ethanol precipitation, acid extraction, anion or cation exchange chromatography, phosphocellulose chromatography, hydrophobic interaction chromatography, affinity chromatography, hydroxylapatite chromatography and lectin chromatography. Protein refolding steps can be used, as necessary, in completing configuration of the polypeptide. If desired, high performance liquid chromatography (HPLC) can be employed for final purification steps.



[0352] Various mammalian cell culture systems can also be employed to express recombinant protein. Examples of mammalian expression systems include the COS-7 lines of monkey kidney fibroblasts and other cell lines capable of expressing proteins from a compatible vector, such as the C127, 3T3, CHO, HeLa and BHK cell lines.

[0353] The constructs in host cells can be used in a conventional manner to produce the gene product encoded by the recombinant sequence. Depending upon the host employed in a recombinant production procedure, the polypeptides produced by host cells containing the vector may be glycosylated or may be non-glycosylated. Polypeptides used to practice the methods of the invention may or may not also include an initial methionine amino acid residue.

[0354] Cell-free translation systems can also be employed to produce a polypeptide used to practice the methods of the invention. Cell-free translation systems can use mRNAs transcribed from a DNA construct comprising a promoter operably linked to a nucleic acid encoding the polypeptide or fragment thereof. In some aspects, the DNA construct may be linearized prior to conducting an *in vitro* transcription reaction. The transcribed mRNA is then incubated with an appropriate cell-free translation extract, such as a rabbit reticulocyte extract, to produce the desired polypeptide or fragment thereof.

[0355] The expression vectors can contain one or more selectable marker genes to provide a phenotypic trait for selection of transformed host cells such as dihydrofolate reductase or neomycin resistance for eukaryotic cell culture, or such as tetracycline or ampicillin resistance in *E. coli*.

[0356] For transient expression in mammalian cells, cDNA encoding a polypeptide of interest may be incorporated into a mammalian expression vector, e.g. pcDNA1, which is available commercially from Invitrogen Corporation (San Diego, Calif., U.S.A.; catalogue number V490-20). This is a multifunctional 4.2 kb plasmid vector designed for cDNA expression in eukaryotic systems, and cDNA analysis in prokaryotes, incorporated on the vector are the CMV promoter and enhancer, splice segment and polyadenylation signal, an SV40 and Polyoma virus origin of replication, and M13 origin to rescue single strand DNA for sequencing and mutagenesis, Sp6 and T7 RNA promoters for the production of sense and anti-sense RNA transcripts and a Col E1-like high copy plasmid origin. A polylinker is located appropriately downstream of the CMV promoter (and 3' of the T7 promoter).

[0357] The cDNA insert may be first released from the above phagemid incorporated at appropriate restriction sites in the pcDNA1 polylinker. Sequencing across the junctions may be performed to confirm proper insert orientation in pcDNA1. The resulting plasmid may then be

introduced for transient expression into a selected mammalian cell host, for example, the monkey-derived, fibroblast like cells of the COS-1 lineage (available from the American Type Culture Collection, Rockville, Md. as ATCC CRL 1650).

**[0358]** For transient expression of the protein-encoding DNA, for example, COS-1 cells may be transfected with approximately 8  $\mu\text{g}$  DNA per  $10^6$  COS cells, by DEAE-mediated DNA transfection and treated with chloroquine according to the procedures described by Sambrook et al, *Molecular Cloning: A Laboratory Manual*, 1989, Cold Spring Harbor Laboratory Press, Cold Spring Harbor N.Y, pp. 16.30-16.37. An exemplary method is as follows. Briefly, COS-1 cells are plated at a density of  $5 \times 10^6$  cells/dish and then grown for 24 hours in FBS-supplemented DMEM/F12 medium. Medium is then removed and cells are washed in PBS and then in medium. A transfection solution containing DEAE dextran (0.4 mg/ml), 100  $\mu\text{M}$  chloroquine, 10% NuSerum, DNA (0.4 mg/ml) in DMEM/F12 medium is then applied on the cells 10 ml volume. After incubation for 3 hours at 37  $^{\circ}\text{C}$ , cells are washed in PBS and medium as just described and then shocked for 1 minute with 10% DMSO in DMEM/F12 medium. Cells are allowed to grow for 2-3 days in 10% FBS-supplemented medium, and at the end of incubation dishes are placed on ice, washed with ice cold PBS and then removed by scraping. Cells are then harvested by centrifugation at 1000 rpm for 10 minutes and the cellular pellet is frozen in liquid nitrogen, for subsequent use in protein expression. Northern blot analysis of a thawed aliquot of frozen cells may be used to confirm expression of receptor-encoding cDNA in cells under storage.

**[0359]** In a like manner, stably transfected cell lines can also prepared, for example, using two different cell types as host: CHO K1 and CHO Pro5. To construct these cell lines, cDNA coding for the relevant protein may be incorporated into the mammalian expression vector pRC/CMV (Invitrogen), which enables stable expression. Insertion at this site places the cDNA under the expression control of the cytomegalovirus promoter and upstream of the polyadenylation site and terminator of the bovine growth hormone gene, and into a vector background comprising the neomycin resistance gene (driven by the SV40 early promoter) as selectable marker.

**[0360]** An exemplary protocol to introduce plasmids constructed as described above is as follows. The host CHO cells are first seeded at a density of  $5 \times 10^5$  in 10% FBS-supplemented MEM medium. After growth for 24 hours, fresh medium is added to the plates and three hours later, the cells are transfected using the calcium phosphate-DNA co-precipitation procedure (Sambrook et al, supra). Briefly, 3  $\mu\text{g}$  of DNA is mixed and incubated with buffered calcium solution for 10 minutes at room temperature. An equal volume of buffered phosphate solution is added and the suspension is incubated for 15 minutes at room temperature. Next, the incubated suspension is applied to the cells for 4 hours, removed and cells were shocked with medium

containing 15% glycerol. Three minutes later, cells are washed with medium and incubated for 24 hours at normal growth conditions. Cells resistant to neomycin are selected in 10% FBS-supplemented alpha-MEM medium containing G418 (1 mg/ml). Individual colonies of G418-resistant cells are isolated about 2-3 weeks later, clonally selected and then propagated for assay purposes.

## EXAMPLES

[0361] Examples related to the present invention are described below. In most cases, alternative techniques can be used. The examples are intended to be illustrative and are not limiting or restrictive to the scope of the invention.

### Example 1: Synthesis

[0362] The synthesis of the compounds described herein was described in PCT Patent publication Nos.: WO 2008/064255; WO 2008/064265; and US Patent Application Publication No.: US 2009/0076046. A person of skill in the art is readily capable of preparing all the compounds described herein and those encompassed by the generic formulas I, Ia, Ib, Ig, IIa to IIk, IIl to IIp and III using the procedures described in the above-mentioned patent applications.

### Example 2: Binding Assays

[0363] Binding assays can be performed in a variety of ways, including a variety of ways known in the art. For example, as indicated above, binding assays can be performed using fluorescence resonance energy transfer (FRET) format, or using an AlphaScreen.

[0364] Alternatively, any method which can measure binding of a ligand to the ATP-binding site can be used. For example, a fluorescent ligand can be used. When bound Flt3, the emitted fluorescence is polarized. Once displaced by inhibitor binding, the polarization decreases.

[0365] Determination of IC<sub>50</sub> for compounds by competitive binding assays. (Note that K<sub>I</sub> is the dissociation constant for inhibitor binding; K<sub>D</sub> is the dissociation constant for substrate binding.) For this system, the IC<sub>50</sub>, inhibitor binding constant and substrate binding constant can be interrelated according to the following Formula:

$$K_I = \frac{IC_{50}}{1 + [L^*]/K_D} .$$

When using radiolabeled substrate, the IC<sub>50</sub> ~ K<sub>I</sub> when there is a small amount of labeled substrate.

**Example 3: Cell-based assays of Flt3-ITD kinase activity**

[0366] The FLT3 inhibitors may also be assessed using MV-4-11 cells are a human biphenotypic B-myelomonocytic leukemia derived cell line that harbor an activated FLT3 allele with an internal tandem duplication (ITD) which is frequently observed in human acute myelocytic leukemia. MV-4-11 cells (ATCC catalog # CRL-9591). This cell line proliferation is dependent on the FLT3-ITD activity. Inhibitors of FLT3 kinase activity reduce or eliminate the FLT3-ITD oncogenic signaling, resulting in reduced cell proliferation. This inhibition is measured as a function of compound concentration to assess IC<sub>50</sub> values. MV-4-11 cells were seeded at 1 x 10<sup>4</sup> cells per well of a 96 well cell culture plate in 50 µl of cell culture medium of IMDM (Invitrogen catalog #12440) supplemented with 10 % FBS (Sigma catalog #12306C). Compounds were dissolved in DMSO at a concentration of 1 mM and were serially diluted 1:3 for a total of eight points and added to the cells to final concentrations of 10, 3.3, 1.1, 0.37, 0.12, 0.041, 0.014 and 0.0046 µM in 100 µl cell culture medium (final concentration 0.2% DMSO). Cells were also treated with staurosporine as a positive control. The cells were incubated at 37 °C, 5% CO<sub>2</sub> for three days. CellTiter-Glo Buffer (Promega Cell Viability Assay catalog #G7573) and substrate were equilibrated to room temperature, and enzyme/substrate Recombinant Firefly Luciferase/Beetle Luciferin was reconstituted. The cell plates were equilibrated to room temperature for 30 minutes, then lysed by addition of an equivalent volume of the Celltiter-Glo Reagent. The plate was mixed for 2 minutes on a plate shaker to lyse the cells, then incubated for 10 minutes at room temperature. The plates were read on a Victor Wallac II using Luminescence protocol modified to read 0.1s per well. The luminescence reading assesses the ATP content, which correlates directly with cell number such that the reading as a function of compound concentration was used to determine the IC<sub>50</sub> value.

[0367] This cell based assay was also used to assess inhibition of FLT3-ITD phosphorylation in MV-4-11 cells. Samples were prepared with compounds as described for the growth inhibition assay only MV-4-11 cells were seeded at 2 x 10<sup>6</sup> cells per well in a 96 Well Flat Clear Bottom Black Polystyrene Poly-D-Lysine Coated Microplate (Corning #3667).. Cells were incubated for 1 hour at 37 °C with the compounds as described above, and then the culture medium was removed by aspiration and the cells were lysed by addition of 30 µl lysis buffer (25 mM Tris HCl pH 7.5, 150 mM NaCl, 5 mM EDTA, 1% Triton X100, 5 mM NaF, 1 mM NaVanadate, 10 mM Beta-glycerophosphate, no EDTA (Boehringer-Roche catatalog #1873580) and placed on ice for 30 minutes. A 15 µl aliquot of the lysate was taken and assayed according to Cell Signaling Technology ELISA protocol (catalog #7206) PathScan® Phospho-FLT3 (Tyr591) Sandwich ELISA Kit by diluting the aliquot with 85 µl dilution buffer in the assay plate, incubating for 2 hours at room temperature and washing the plate 4 times with wash buffer. Detection antibody

(100  $\mu$ l) was added to the plate and samples incubated for 1 hour at room temperature, then washed 4 times with wash buffer. HRP anti-rabbit antibody (100  $\mu$ l) was added and samples incubated for 30 minutes at room temperature, then washed 4 times with wash buffer. Stabilized chromogen (100  $\mu$ l) was added and samples incubated for 15-25 minutes at room temperature, then washed 4 times with wash buffer. Stop solution (100  $\mu$ l) was added and the samples read on a Wallac Victor reader at 450 nm. The absorbance was plotted against the compound concentration and the IC<sub>50</sub> concentration was determined.

#### Example 4. Exemplary Flt3 biochemical assay protocol

[0368] In order to determine the effect of compounds on FLT3 catalytic activity, kinase assays using recombinant enzymes and AlphaScreen™ technology has been established. When the kinases are catalytically active, they phosphorylates a biotinylated peptide substrate on tyrosine residues. Using AlphaScreen™ technology, the ability of the compounds to affect the catalytic activity of the kinases can be measured quantitatively. The peptide substrate is immobilized by the AlphaScreen™ Streptavidin Donor beads and, upon phosphorylation by a tyrosine kinase, can bind to AlphaScreen™ Anti-Phosphotyrosine (PY20) Acceptor beads. Upon excitation of these beads with laser light at 680 nm, singlet oxygen is produced. This singlet oxygen is rapidly quenched, unless the AlphaScreen™ Anti-Phosphotyrosine (PY20) Acceptor beads are in close proximity, in which case a proximity signal can be measured at 580 nm. In the presence of catalytic activity, there is a very strong proximity signal. Selective kinase inhibitors affect a decrease in this proximity signal through a decrease in tyrosine phosphorylation of the peptide substrate.

Assay	Assay Buffer	Stop/Detection Buffer
FLT3	25 mM Hepes pH 7.5 5 mM MnCl <sub>2</sub> 5 mM MgCl <sub>2</sub> 0.01% Tween-20 1 mM DTT	25 mM Hepes pH 7.5, 5 mM MnCl <sub>2</sub> 5 mM MgCl <sub>2</sub> 0.01% Tween-20 0.3% BSA 1 mM DTT 100 mM EDTA

#### Recombinant Enzymes

Enzyme	Commercial Source
FLT3	Invitrogen #PV3182

#### Substrate

Poly (Glu4-Tyr) Peptide, biotin conjugate [Biotin-GG(EEEEY)<sub>10</sub>EE]

UBI/Millipore #12-440

Final concentration=30 nM

Adenosine Triphosphate (ATP)

Sigma #A-3377

Final concentration for IC50 determination= 100  $\mu$ M

Detection Reagent

AlphaScreen™ Phosphotyrosine (PY20) Assay Kit

Perkin-Elmer #6760601M

Final concentration=10  $\mu$ g/ml

Protocol

IC50

Dilute compounds in DMSO to 20X final concentration.

Add 1  $\mu$ L of compound to each well of 384 well white reaction plate (Corning #3705).

Mix enzyme and Poly (Glu4-Tyr) Peptide substrate at 1.33X final concentration in assay buffer.

Mix ATP at 5X final concentration in assay buffer.

Add 15  $\mu$ L enzyme/substrate mixture to the reaction plate.

Add 4  $\mu$ L of ATP to the reaction plate. Centrifuge 1 minute, shake to mix, and incubate as follows:

Assay	Reaction temperature	Reaction time
FLT3	Room temperature	60 minutes

Mix Streptavidin Donor beads at 6X final concentration in Stop/Detection buffer.

Add 5  $\mu$ L Streptavidin Donor beads to the reaction plate. Centrifuge 1 minute, shake to mix, and incubate at room temperature for 20 minutes.

Mix Anti-Phosphotyrosine (PY20) Acceptor beads at 6X final concentration in Stop/Detection buffer.

Add 5  $\mu$ L Anti-Phosphotyrosine (PY20) beads to the reaction plate.

Centrifuge 1 minute, shake to mix, and incubate at room temperature for 60 minutes.

Read plate on Wallac EnVision™ 2103 Multilabel Reader.

The following Table provides Flt3 biochemical assay data of certain compounds.

Compound No.	FLT3 IC50 ( $\mu$ M)
P-0233	< 0.01
P-0187	< 0.01
P-0234	< 0.01
P-0449	< 0.01
P-0181	< 0.1
P-0195	< 0.1
P-0429	< 0.1
P-0432	< 0.1

Compound No.	FLT3 IC50 ( $\mu$ M)
P-0232	< 0.1
P-0332	< 0.1
P-0282	< 0.1
P-0283	< 0.1
P-0370	< 0.1
P-0372	< 0.1
P-0442	< 0.1
P-0399	< 0.1
P-0326	< 0.1
P-0383	< 1
P-0433	< 1
P-0428	< 1
P-0284	< 1
P-0324	< 1
P-0427	< 1
P-0408	< 1
P-0380	< 1
P-0385	< 1
P-0415	< 1
P-0330	< 1
P-0391	< 10
P-0333	< 10

[0369] Compounds P-0001, P-0002, P-0003, P-0004, P-0005, P-0006, P-0007, P-0008, P-0009, P-0010, P-0011, P-0012, P-0013, P-0014, P-0015, P-0016, P-0017, P-0018, P-0020, P-0022, P-0024, P-0025, P-0026, P-0027, P-0028, P-0029, P-0030, P-0031, P-0032, P-0033, P-0035, P-0036, P-0037, P-0038, P-0039, P-0040, P-0041, P-0046, P-0049, P-0052, P-0053, P-0054, P-0055, P-0056, P-0057, P-0058, P-0059, P-0060, P-0061, P-0062, P-0063, P-0064, P-0065, P-0066, P-0069, P-0071, P-0072, P-0073, P-0074, P-0075, P-0078, P-0082, P-0092, P-0093, P-0094, P-0095, P-0096, P-0097, P-0098, P-0099, P-0100, P-0101, P-0102, P-0103, P-0104, P-0105, P-0107, P-0108, P-0109, P-0111, P-0112, P-0113, P-0114, P-0115, P-0116, P-0118, P-0120, P-0121, P-0122, P-0123, P-0125, P-0126, P-0127, P-0128, P-0129, P-0131, P-0132, P-0138, P-0143, P-0144, P-0145, P-0148, P-0154, P-0156, P-0157, P-0159, P-0161, P-0163, P-0170, P-0171, P-0173, P-0174, P-0176, P-0177, P-0179, P-0180, P-0181, P-0182, P-0186, P-0187,

P-0188, P-0190, P-0192, P-0193, P-0194, P-0195, P-0197, P-0199, P-0201, P-0203, P-0205, P-0206, P-0208, P-0211, P-0212, P-0213, P-0214, P-0215, P-0216, P-0217, P-0218, P-0219, P-0221, P-0222, P-0224, P-0225, P-0226, P-0228, P-0234, P-0237, P-0239, P-0240, P-0242, P-0243, P-0244, P-0245, P-0246, P-0252, P-0253, P-0255, P-0257, P-0258, P-0259, P-0260, P-0262, P-0263, P-0264, P-0265, P-0266, P-0267, P-0268, P-0269, P-0270, P-0271, P-0272, P-0273, P-0274, P-0275, P-0276, P-0277, P-0278, P-0279, P-0280, P-0281, P-0282, P-0283, P-0284, P-0285, P-0286, P-0287, P-0288, P-0289, P-0290, P-0291, P-0294, P-0297, P-0298, P-0301, P-0302, P-0303, P-0305, P-0306, P-0307, P-0308, P-0309, P-0311, P-0312, P-0313, P-0314, P-0316, P-0319, P-0320, P-0321, P-0322, P-0323, P-0324, P-0325, P-0326, P-0327, P-0328, P-0329, P-0330, P-0331, P-0332, P-0334, P-0336, P-0337, P-0338, P-0339, P-0340, P-0341, P-0342, P-0343, P-0344, P-0345, P-0346, P-0347, P-0348, P-0350, P-0351, P-0352, P-0354, P-0355, P-0356, P-0357, P-0358, P-0359, P-0361, P-0362, P-0363, P-0365, P-0366, P-0367, P-0368, P-0369, P-0370, P-0371, P-0372, P-0373, P-0375, P-0376, P-0377, P-0378, P-0379, P-0382, P-0383, P-0385, P-0387, P-0390, P-0392, P-0393, P-0394, P-0395, P-0396, P-0402, P-0404, P-0406, P-0407, P-0408, P-0409, and P-0412 had IC<sub>50</sub> of less than 1 μM in the Flt3 assays described above in Example 3.

#### ***In vivo* model system testing**

[0370] For *in vivo* testing, a suitable animal model system can be selected for use. For example, for multiple sclerosis, the rodent experimental allergic encephalomyelitis (EAE) is commonly used. This system is well-known, and is described, for example, in Steinman, 1996, Cell 85:299-302 and Secor et al., 2000, J Exp. Med 5:813-821, which are incorporated herein by reference in their entireties.

[0371] Similarly, other model systems can be selected and used in the present invention.

#### **Example 5. Inhibition of the proliferation of the human FLT3-ITD+ AML cell lines**

[0372] Compounds of Formula I, Formula Ia, Formula Ib, Formula Ig, Formula II, Formula IIa, Formula IIb, Formula IIc, Formula IId, Formula IIe, Formula IIg, Formula IIh, Formula IIi, Formula IIj, Formula IIk, Formula IIl, Formula IIm, Formula IIo, Formula IIp, or Formula III, all sub-embodiments thereof, compounds P-0001-P-0449, and any compounds as described herein were found to inhibit the proliferation of the human FLT3-ITD+ AML cell lines MV4;11 and Molm14 with a 50% inhibitory concentration (IC<sub>50</sub>) in the submicromolar range (~0.1-0.25 μM). The compounds as described herein inhibited phosphorylation of FLT3-ITD with a dose response similar to the growth inhibition range.



**Example 6. Inhibition of FLT3-ITD mutant isoforms**

[0373] Compounds of Formula I, Formula Ia, Formula Ib, Formula Ig, Formula II, Formula IIa, Formula IIb, Formula IIc, Formula IId, Formula IIE, Formula IIf, Formula IIg, Formula IIh, Formula Iii, Formula IIj, Formula IIk, Formula IIm, Formula IIn, Formula IIo, Formula IIp, or Formula III, all sub-embodiments thereof, compounds P-0001-P-0449, and any compounds as described herein were found to inhibit the proliferation of BaF3 cells transformed with FLT3-ITD and AC220-resistant FLT3-ITD mutant isoforms F691L, D835V/Y, and Y842C/H. The compounds as described herein inhibited the proliferation of Ba/F3/FLT3-ITD cells at submicromolar concentrations. Encouragingly, The compounds as described herein retained activity against cells expressing the clinically-relevant F691L gatekeeper mutation at a similar concentration, although all other AC220-resistant mutations evaluated conferred substantial cross-resistance to The compounds as described herein. .

**Example 7. FLT3 inhibitor for AML therapy**

[0374] A modified plasma inhibitory assay was performed by incubating Molm14 cells in either normal donor or AML patient plasma spiked with increasing concentrations of compounds of Formula I, Formula Ia, Formula Ib, Formula Ig, Formula II, Formula IIa, Formula IIb, Formula IIc, Formula IId, Formula IIE, Formula IIf, Formula IIg, Formula IIh, Formula Iii, Formula IIj, Formula IIk, Formula IIm, Formula IIn, Formula IIo, Formula IIp, or Formula III, all sub-embodiments thereof, compounds P-0001-P-0449, and any compounds as described herein as well as unmanipulated, steady-state plasma samples from the solid tumor. Using phospho-specific flow cytometry to evaluate FLT3 signaling through the downstream protein ribosomal S6, we observed near-maximal reductions in phospho-S6 in both normal and AML patient plasma containing  $\geq 10$   $\mu$ M the compounds as described herein as well as plasma samples obtained from the solid tumor trial.

[0375] All patents and other references cited in the specification are indicative of the level of skill of those skilled in the art to which the invention pertains, and are incorporated by reference in their entireties, including any tables and figures, to the same extent as if each reference had been incorporated by reference in its entirety individually.

[0376] One skilled in the art would readily appreciate that the present invention is well adapted to obtain the ends and advantages mentioned, as well as those inherent therein. The methods, variances, and compositions described herein as presently representative of preferred embodiments are exemplary and are not intended as limitations on the scope of the invention. Changes therein

and other uses will occur to those skilled in the art, which are encompassed within the spirit of the invention, are defined by the scope of the claims.

[0377] It will be readily apparent to one skilled in the art that varying substitutions and modifications may be made to the invention disclosed herein without departing from the scope and spirit of the invention. For example, variations can be made to provide additional compounds of Formulae I, II or III, and all sub-embodiments thereof, and/or various methods of administration can be used. Thus, such additional embodiments are within the scope of the present invention and the following claims.

[0378] The invention illustratively described herein suitably may be practiced in the absence of any element or elements, limitation or limitations which is not specifically disclosed herein. The terms and expressions which have been employed are used as terms of description and not of limitation, and there is no intention that in the use of such terms and expressions of excluding any equivalents of the features shown and described or portions thereof, but it is recognized that various modifications are possible within the scope of the invention claimed. Thus, it should be understood that although the present invention has been specifically disclosed by preferred embodiments and optional features, modification and variation of the concepts herein disclosed may be resorted to by those skilled in the art, and that such modifications and variations are considered to be within the scope of this invention as defined by the appended claims.

[0379] In addition, where features or aspects of the invention are described in terms of Markush groups or other grouping of alternatives, those skilled in the art will recognize that the invention is also thereby described in terms of any individual member or subgroup of members of the Markush group or other group.

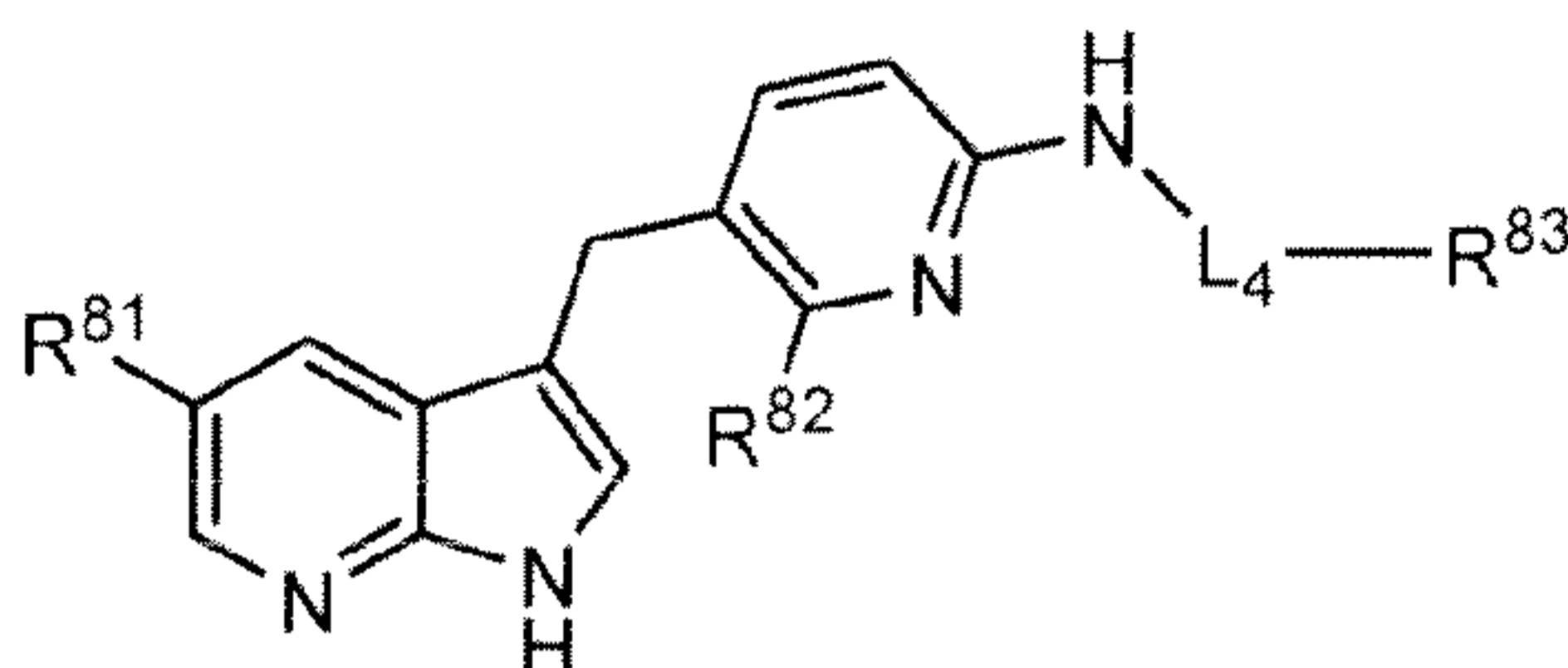
[0380] Also, unless indicated to the contrary, where various numerical values are provided for embodiments, additional embodiments are described by taking any 2 different values as the endpoints of a range. Such ranges are also within the scope of the described invention.

[0381] Thus, additional embodiments are within the scope of the invention and within the following claims.

## CLAIMS

## What is claimed is:

1. A method for treating a subject suffering from or at risk of a Flt3 mediated disease or condition, said method comprising administering to the subject an effective amount of a compound having the chemical structure of Formula III,



Formula III,

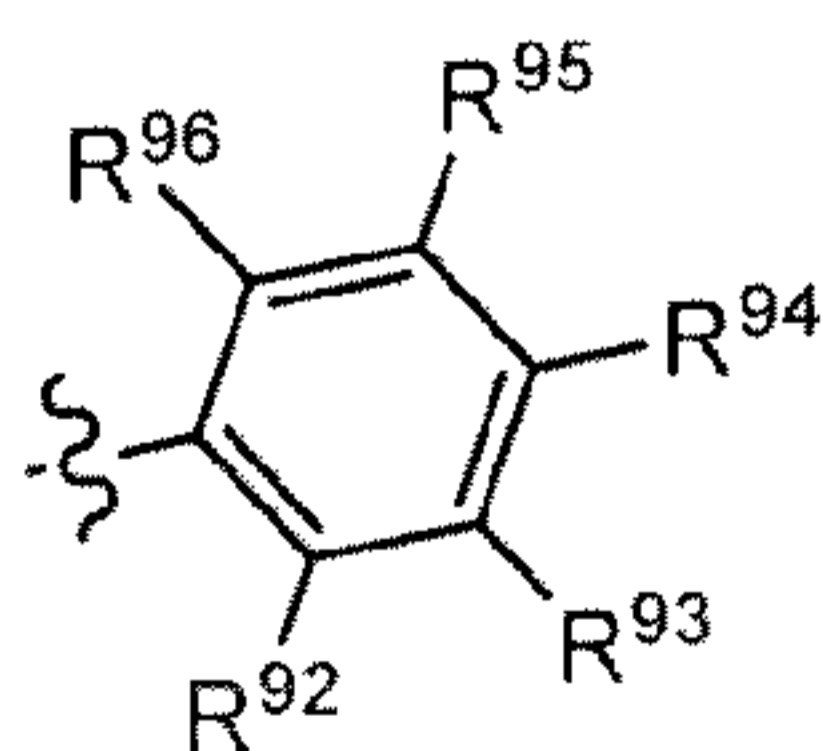
all salts, prodrugs, tautomers or isomers thereof,

wherein:

$L_4$  is  $-CH_2-$ ,  $-CH_2CH_2-$ ,  $-CH(R^{40})-$ ,  $-C(O)-$  or  $-C(O)NH-$ ;

$R^{81}$  is selected from the group consisting of hydrogen,  $-OR^{41}$ ,  $-CN$ , fluoro, chloro, lower alkyl, fluoro substituted lower alkyl, cycloalkyl, heterocycloalkyl, aryl and heteroaryl, wherein cycloalkyl, heterocycloalkyl, aryl or heteroaryl are optionally substituted with one or more substituents selected from the group consisting of halogen, lower alkyl, fluoro substituted lower alkyl,  $-NHR^{41}$ ,  $-NR^{41}R^{41}$ ,  $-OR^{41}$  and  $-S(O)_2R^{41}$ ;

$R^{82}$  is selected from the group consisting of hydrogen,  $C_{1-3}$  alkyl, fluoro substituted  $C_{2-3}$  alkyl, OH,  $C_{1-3}$  alkoxy, and fluoro substituted  $C_{1-3}$  alkoxy;



$R^{83}$  is heterocycloalkyl, heteroaryl, or

, in which indicates the

attachment point of  $R^{83}$  to  $L_4$  of Formula III, wherein heterocycloalkyl or heteroaryl are optionally substituted with one or more substituents selected from the group consisting of halogen, lower alkyl, fluoro substituted lower alkyl, cycloalkylamino,  $-NHR^{41}$ ,  $-NR^{41}R^{41}$ ,  $-OR^{41}$  and  $-S(O)_2R^{41}$ ;

$R^{92}$ ,  $R^{93}$ ,  $R^{94}$ ,  $R^{95}$ , and  $R^{96}$  are independently selected from the group consisting of hydrogen, halogen, lower alkyl, fluoro substituted lower alkyl, cycloalkylamino,  $-NHS(O)_2R^{41}$ ,  $-NHC(O)R^{41}$ ,  $-NHR^{41}$ ,  $-NR^{41}R^{41}$ ,  $-OR^{41}$  and  $-S(O)_2R^{41}$ ;

$R^{40}$  is selected from the group consisting of lower alkyl, and fluoro substituted lower alkyl;

$R^{41}$  at each occurrence is independently selected from the group consisting of lower alkyl, cycloalkyl, heterocycloalkyl, aryl and heteroaryl, wherein lower alkyl is optionally

substituted with one or more substituents selected from the group consisting of fluoro, lower alkoxy, fluoro substituted lower alkoxy, lower alkylthio, fluoro substituted lower alkylthio, mono-alkylamino, di-alkylamino, cycloalkyl, heterocycloalkyl, aryl, and heteroaryl, and wherein cycloalkyl, heterocycloalkyl, aryl, and heteroaryl as R<sup>41</sup> or as substituents of lower alkyl are optionally substituted with one or more substituents selected from the group consisting of -OH, -NH<sub>2</sub>, -CN, -NO<sub>2</sub>, -S(O)<sub>2</sub>NH<sub>2</sub>, -C(O)NH<sub>2</sub>, -OR<sup>42</sup>, -SR<sup>42</sup>, -NHR<sup>42</sup>, -NR<sup>42</sup>R<sup>42</sup>, -NR<sup>39</sup>C(O)R<sup>42</sup>, -NR<sup>39</sup>S(O)<sub>2</sub>R<sup>42</sup>, -S(O)<sub>2</sub>R<sup>42</sup>, halogen, lower alkyl, fluoro substituted lower alkyl, and cycloalkylamino; and

R<sup>42</sup> at each occurrence is independently selected from the group consisting of lower alkyl, heterocycloalkyl and heteroaryl, wherein lower alkyl is optionally substituted with one or more substituents selected from the group consisting of fluoro, lower alkoxy, fluoro substituted lower alkoxy, lower alkylthio, fluoro substituted lower alkylthio, mono-alkylamino, di-alkylamino, and cycloalkylamino, and wherein heterocycloalkyl and heteroaryl are optionally substituted with one or more substituents selected from the group consisting of halogen, -CN, lower alkyl, fluoro substituted lower alkyl, lower alkoxy and fluoro substituted lower alkoxy.

2. The method of Claim 1, wherein L<sub>4</sub> is -CH<sub>2</sub> or -C(O)-.

3. The method of Claim 1, wherein R<sup>81</sup> is selected from the group consisting of hydrogen, -CN, fluoro, chloro, lower alkyl, fluoro substituted lower alkyl, lower alkoxy, and fluoro substituted lower alkoxy.

4. The method of Claim 1, wherein R<sup>82</sup> is hydrogen.

5. The method of Claim 1, wherein R<sup>83</sup> is, nitrogen containing heteroaryl, wherein nitrogen containing heteroaryl is optionally substituted with one or two substituents selected from the group consisting of halogen, lower alkyl, fluoro substituted lower alkyl, cycloalkylamino, -NHR<sup>41</sup>, -NR<sup>41</sup>R<sup>41</sup>, -OR<sup>41</sup> and -S(O)<sub>2</sub>R<sup>41</sup>; and R<sup>41</sup> at each occurrence is lower alkyl or cycloalkyl, wherein lower alkyl is optionally substituted with one or more fluoro.

6. The method of Claim 1, wherein the compound is selected from the group consisting of:

Pyridin-3-ylmethyl-[5-(1H-pyrrolo[2,3-b]pyridin-3-ylmethyl)-pyridin-2-yl]-amine,  
 (2-Morpholin-4-yl-ethyl)-[5-(1H-pyrrolo[2,3-b]pyridin-3-ylmethyl)-pyridin-2-yl]-amine,  
 2-Chloro-4-fluoro-N-[5-(1H-pyrrolo[2,3-b]pyridin-3-ylmethyl)-pyridin-2-yl]-benzamide,  
 2,5-Dimethyl-2H-pyrazole-3-carboxylic acid [5-(1H-pyrrolo[2,3-b]pyridin-3-ylmethyl)-pyridin-2-

yl]-amide,  
5-Methyl-pyrazine-2-carboxylic acid [5-(1H-pyrrolo[2,3-b]pyridin-3-ylmethyl)-pyridin-2-yl]-amide,  
3-Chloro-N-[5-(1H-pyrrolo[2,3-b]pyridin-3-ylmethyl)-pyridin-2-yl]-benzamide,  
4-Fluoro-N-[5-(1H-pyrrolo[2,3-b]pyridin-3-ylmethyl)-pyridin-2-yl]-3-trifluoromethyl-benzamide,  
N-[5-(1H-Pyrrolo[2,3-b]pyridin-3-ylmethyl)-pyridin-2-yl]-3-trifluoromethyl-benzamide,  
3-Chloro-4-fluoro-N-[5-(1H-pyrrolo[2,3-b]pyridin-3-ylmethyl)-pyridin-2-yl]-benzamide,  
3,4-Difluoro-N-[5-(1H-pyrrolo[2,3-b]pyridin-3-ylmethyl)-pyridin-2-yl]-benzamide,  
3-Methoxy-N-[5-(1H-pyrrolo[2,3-b]pyridin-3-ylmethyl)-pyridin-2-yl]-benzamide,  
((R)-1-Phenyl-ethyl)-[5-(1H-pyrrolo[2,3-b]pyridin-3-ylmethyl)-pyridin-2-yl]-amine,  
(3-Morpholin-4-yl-benzyl)-[5-(1H-pyrrolo[2,3-b]pyridin-3-ylmethyl)-pyridin-2-yl]-amine,  
[1-(2-Fluoro-phenyl)-ethyl]-[5-(1H-pyrrolo[2,3-b]pyridin-3-ylmethyl)-pyridin-2-yl]-amine,  
[2-(3-Fluoro-phenyl)-ethyl]-[5-(1H-pyrrolo[2,3-b]pyridin-3-ylmethyl)-pyridin-2-yl]-amine,  
(3-Chloro-benzyl)-[5-(1H-pyrrolo[2,3-b]pyridin-3-ylmethyl)-pyridin-2-yl]-amine,  
[5-(5-Chloro-1H-pyrrolo[2,3-b]pyridin-3-ylmethyl)-pyridin-2-yl]-(6-trifluoromethyl-pyridin-3-ylmethyl)-amine,  
[5-(1H-Pyrrolo[2,3-b]pyridin-3-ylmethyl)-pyridin-2-yl]-(6-trifluoromethyl-pyridin-3-ylmethyl)-amine,  
(3-Chloro-pyridin-4-ylmethyl)-[5-(1H-pyrrolo[2,3-b]pyridin-3-ylmethyl)-pyridin-2-yl]-amine,  
Phenethyl-[5-(1H-pyrrolo[2,3-b]pyridin-3-ylmethyl)-pyridin-2-yl]-amine,  
(2,4-Difluoro-benzyl)-[5-(1H-pyrrolo[2,3-b]pyridin-3-ylmethyl)-pyridin-2-yl]-amine,  
(2-Fluoro-benzyl)-[5-(1H-pyrrolo[2,3-b]pyridin-3-ylmethyl)-pyridin-2-yl]-amine,  
(2-Methoxy-pyridin-3-ylmethyl)-[5-(1H-pyrrolo[2,3-b]pyridin-3-ylmethyl)-pyridin-2-yl]-amine,  
(2-Methyl-benzyl)-[5-(1H-pyrrolo[2,3-b]pyridin-3-ylmethyl)-pyridin-2-yl]-amine,  
(6-Methoxy-pyridin-3-ylmethyl)-[5-(1H-pyrrolo[2,3-b]pyridin-3-ylmethyl)-pyridin-2-yl]-amine,  
(2-Chloro-4-fluoro-benzyl)-[5-(1H-pyrrolo[2,3-b]pyridin-3-ylmethyl)-pyridin-2-yl]-amine,  
(5-Methoxy-pyridin-3-ylmethyl)-[5-(1H-pyrrolo[2,3-b]pyridin-3-ylmethyl)-pyridin-2-yl]-amine,  
(3-Fluoro-pyridin-4-ylmethyl)-[5-(1H-pyrrolo[2,3-b]pyridin-3-ylmethyl)-pyridin-2-yl]-amine,  
(6-Methoxy-pyridin-2-ylmethyl)-[5-(1H-pyrrolo[2,3-b]pyridin-3-ylmethyl)-pyridin-2-yl]-amine,  
(4-Fluoro-2-trifluoromethyl-benzyl)-[5-(1H-pyrrolo[2,3-b]pyridin-3-ylmethyl)-pyridin-2-yl]-amine,  
[5-(1H-Pyrrolo[2,3-b]pyridin-3-ylmethyl)-pyridin-2-yl]-(2-trifluoromethyl-benzyl)-amine,  
(3,5-Dichloro-pyridin-4-ylmethyl)-[5-(1H-pyrrolo[2,3-b]pyridin-3-ylmethyl)-pyridin-2-yl]-amine,  
(6-Morpholin-4-yl-pyridin-2-ylmethyl)-[5-(1H-pyrrolo[2,3-b]pyridin-3-ylmethyl)-pyridin-2-yl]-amine,  
(5-Fluoro-pyridin-3-ylmethyl)-[5-(1H-pyrrolo[2,3-b]pyridin-3-ylmethyl)-pyridin-2-yl]-amine,

(3-Chloro-pyridin-4-ylmethyl)-[5-(5-chloro-1H-pyrrolo[2,3-b]pyridin-3-ylmethyl)-pyridin-2-yl]-amine,  
3-{6-[(3-Chloro-pyridin-4-ylmethyl)-amino]-pyridin-3-ylmethyl}-1H-pyrrolo[2,3-b]pyridine-5-carbonitrile,  
3-[6-(4-Chloro-benzylamino)-pyridin-3-ylmethyl]-1H-pyrrolo[2,3-b]pyridine-5-carbonitrile,  
3-[6-(4-Trifluoromethyl-benzylamino)-pyridin-3-ylmethyl]-1H-pyrrolo[2,3-b]pyridine-5-carbonitrile,  
[5-(5-Chloro-1H-pyrrolo[2,3-b]pyridin-3-ylmethyl)-pyridin-2-yl]-(2-fluoro-benzyl)-amine,  
3-[6-(2-Fluoro-benzylamino)-pyridin-3-ylmethyl]-1H-pyrrolo[2,3-b]pyridine-5-carbonitrile,  
(2-Fluoro-benzyl)-[5-(5-methyl-1H-pyrrolo[2,3-b]pyridin-3-ylmethyl)-pyridin-2-yl]-amine,  
3-{6-[(6-Trifluoromethyl-pyridin-3-ylmethyl)-amino]-pyridin-3-ylmethyl}-1H-pyrrolo[2,3-b]pyridine-5-carbonitrile,  
3-[6-(2-Trifluoromethyl-benzylamino)-pyridin-3-ylmethyl]-1H-pyrrolo[2,3-b]pyridine-5-carbonitrile,  
[5-(5-Chloro-1H-pyrrolo[2,3-b]pyridin-3-ylmethyl)-pyridin-2-yl]-(2-trifluoromethyl-benzyl)-amine,  
[5-(5-Methyl-1H-pyrrolo[2,3-b]pyridin-3-ylmethyl)-pyridin-2-yl]-(2-trifluoromethyl-benzyl)-amine,  
3-[6-(2,6-Difluoro-benzylamino)-pyridin-3-ylmethyl]-1H-pyrrolo[2,3-b]pyridine-5-carbonitrile,  
[5-(5-Chloro-1H-pyrrolo[2,3-b]pyridin-3-ylmethyl)-pyridin-2-yl]-(2,6-difluoro-benzyl)-amine,  
(2-Chloro-benzyl)-[5-(5-methyl-1H-pyrrolo[2,3-b]pyridin-3-ylmethyl)-pyridin-2-yl]-amine,  
(2-Chloro-benzyl)-[5-(5-chloro-1H-pyrrolo[2,3-b]pyridin-3-ylmethyl)-pyridin-2-yl]-amine,  
3-[6-(2-Chloro-benzylamino)-pyridin-3-ylmethyl]-1H-pyrrolo[2,3-b]pyridine-5-carbonitrile,  
(6-Methoxy-pyridin-3-ylmethyl)-[5-(5-methyl-1H-pyrrolo[2,3-b]pyridin-3-ylmethyl)-pyridin-2-yl]-amine,  
[5-(5-Chloro-1H-pyrrolo[2,3-b]pyridin-3-ylmethyl)-pyridin-2-yl]-(6-methoxy-pyridin-3-ylmethyl)-amine,  
3-{6-[(6-Methoxy-pyridin-3-ylmethyl)-amino]-pyridin-3-ylmethyl}-1H-pyrrolo[2,3-b]pyridine-5-carbonitrile,  
[5-(5-Chloro-1H-pyrrolo[2,3-b]pyridin-3-ylmethyl)-pyridin-2-yl]-(2-methoxy-pyridin-3-ylmethyl)-amine,  
3-[6-(2-Trifluoromethoxy-benzylamino)-pyridin-3-ylmethyl]-1H-pyrrolo[2,3-b]pyridine-5-carbonitrile and  
3-[6-(2-Ethoxy-benzylamino)-pyridin-3-ylmethyl]-1H-pyrrolo[2,3-b]pyridine-5-carbonitrile; or all salts, prodrugs, tautomers, or isomers thereof.

7. A method for modulating Flt3 kinase, said method comprising administering to a subject a compound set forth in any of claims 1-6.
8. The method of any of Claims 1- 7, wherein the subject has an Flt3-ITD mutation encoding an Flt3 mutant.
9. The method of claim 8, wherein the Flt3 mutant has one or more mutations at residues F691, D835, Y842 or combinations thereof.
10. The method of claim 9, wherein said one or more mutations are selected from F691L, D835V/Y, Y842C/H or combinations thereof.
11. The method of any of Claims 1-7, wherein the subject has an Flt3 gene mutation encoding an Flt3 mutant having an amino acid substitution at residues F691, D835, Y842 or combinations thereof.
12. The method of claim 11, wherein the amino acid substitution is selected from F691L, D835V/Y, Y842C/H or combinations thereof.
13. The method of any of Claims 1-12, wherein the disease or condition is selected from the group consisting of acute myeloid leukemia, acute lymphocytic leukemia and chronic myelogenous leukemia.
14. A method for inhibiting an Flt3 kinase, said method comprising contacting said Flt3 kinase with a compound set forth in any of claims 1-6 or all salts, prodrugs, tautomers or isomers thereof.
15. The method of claim 14, wherein the Flt3 kinase is an Flt3 mutant encoded by an Flt3-ITD mutation.
16. The method of claim 15, wherein the Flt3 mutant has one or more mutations at residues F691, D835, Y842 or combinations thereof.
17. The method of claim 16, wherein said one or more mutations are selected from F691L, D835V/Y, Y842C/H or combinations thereof.
18. The method of claim 14, wherein the Flt3 kinase has an amino acid substitution at residues F691, D835, Y842 or combinations thereof.

19. The method of claim 18, wherein the amino acid substitution is selected from F691L, D835V/Y, Y842C/H or combinations thereof.
20. A compound set forth in any of claims 1-6 for use in treating a subject suffering from or at risk of an Flt3 mediated disease or condition.
21. A method for treating a subject suffering from or at risk of a Flt3 mediated disease or condition, said method comprising administering to the subject an effective amount of a compound set forth in any of claims 1-6 and another therapeutic agent.
21. A method for treating a subject suffering from or at risk of an Flt3 mediated disease or condition, said method comprising administering to the subject an effective amount of a compound of any of Formulas II, IIa, IIb, IIc, IId, IIe, IIf, IIg, IIh, Iii, IIj, IIk, IIl, IIm, IIo and IIp.