



US00D659167S

(12) **United States Design Patent**
Cocks

(10) **Patent No.:** **US D659,167 S**

(45) **Date of Patent:** **** May 8, 2012**

(54) **HAND WATER PUMP**

(75) Inventor: **Andrew Cocks**, Victoria (AU)

(73) Assignee: **Phoenix Industries Pty Ltd** (AU)

(**) Term: **14 Years**

(21) Appl. No.: **29/386,378**

(22) Filed: **Feb. 28, 2011**

(30) **Foreign Application Priority Data**

Aug. 27, 2010 (AU) 13712/2010

(51) **LOC (9) Cl.** **15-02**

(52) **U.S. Cl.** **D15/7**

(58) **Field of Classification Search** D15/7-9;
D23/231, 232, 225; 417/60, 235, 265, 321,
417/355, 358, 363, 359, 410.1, 415-416,
417/405, 900; 60/408, 412; 184/26-37;
415/140-147; 123/495, 509

See application file for complete search history.

(56) **References Cited**

U.S. PATENT DOCUMENTS

D97,647 S * 11/1935 Miller et al. D23/231
D196,464 S * 10/1963 Kilbourn et al. D23/231

D199,874 S * 12/1964 Forrest D23/231
D203,777 S * 2/1966 Kilbourn et al. D15/7
D295,522 S * 5/1988 Martin et al. D15/7
D324,868 S * 3/1992 Jacobs D15/7
D557,709 S * 12/2007 Preston D15/7

* cited by examiner

Primary Examiner — Ralf Seifert

(74) *Attorney, Agent, or Firm* — SAIDMAN DesignLaw Group

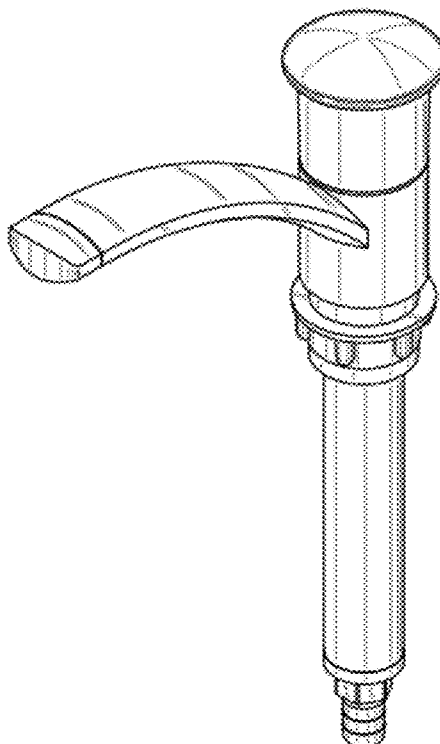
(57) **CLAIM**

The ornamental design for a hand water pump, as shown and described.

DESCRIPTION

FIG. 1 is a right, top perspective view of a hand water pump showing my new design;
FIG. 2 is a right, bottom perspective view thereof;
FIG. 3 is a front view thereof;
FIG. 4 is a rear view thereof;
FIG. 5 is a left view thereof, the right view being a mirror image;
FIG. 6 is a top view thereof; and,
FIG. 7 is a bottom view thereof.

1 Claim, 4 Drawing Sheets



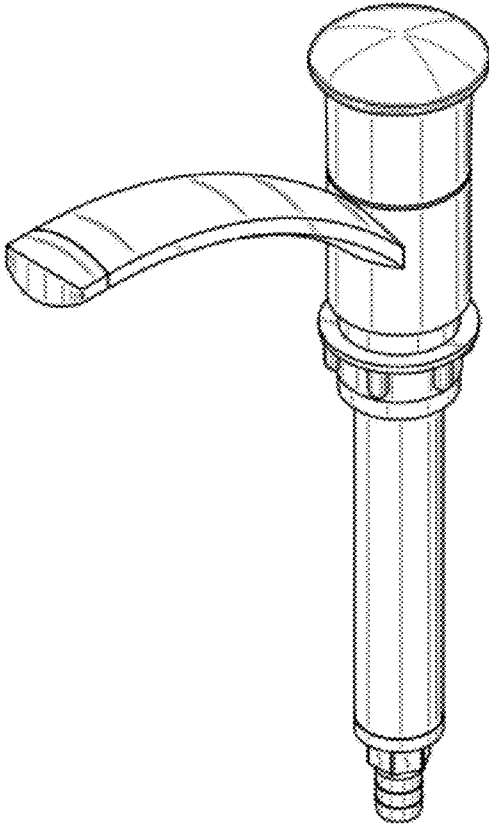


Fig. 1

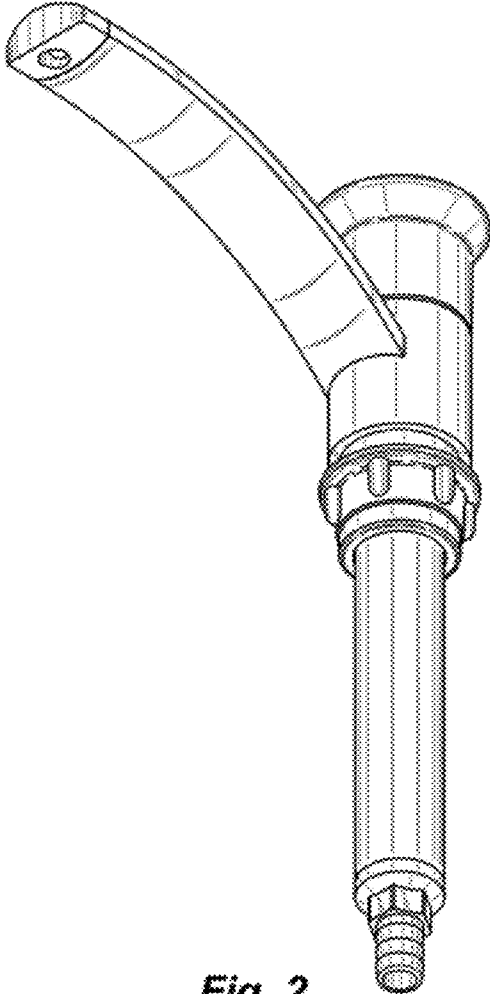


Fig. 2

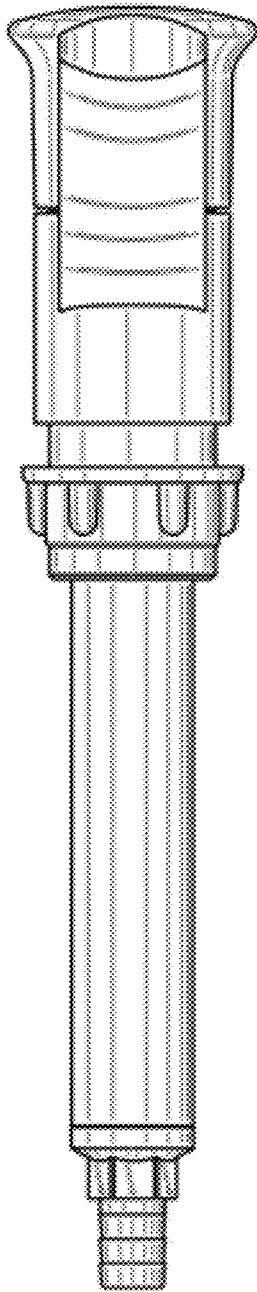


Fig. 3

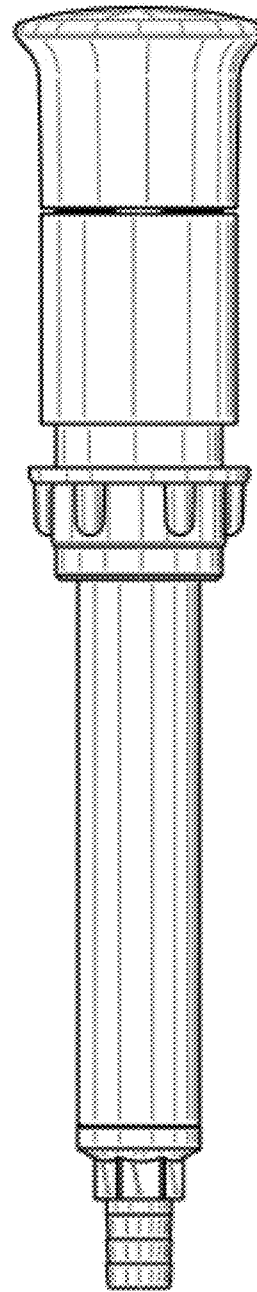


Fig. 4

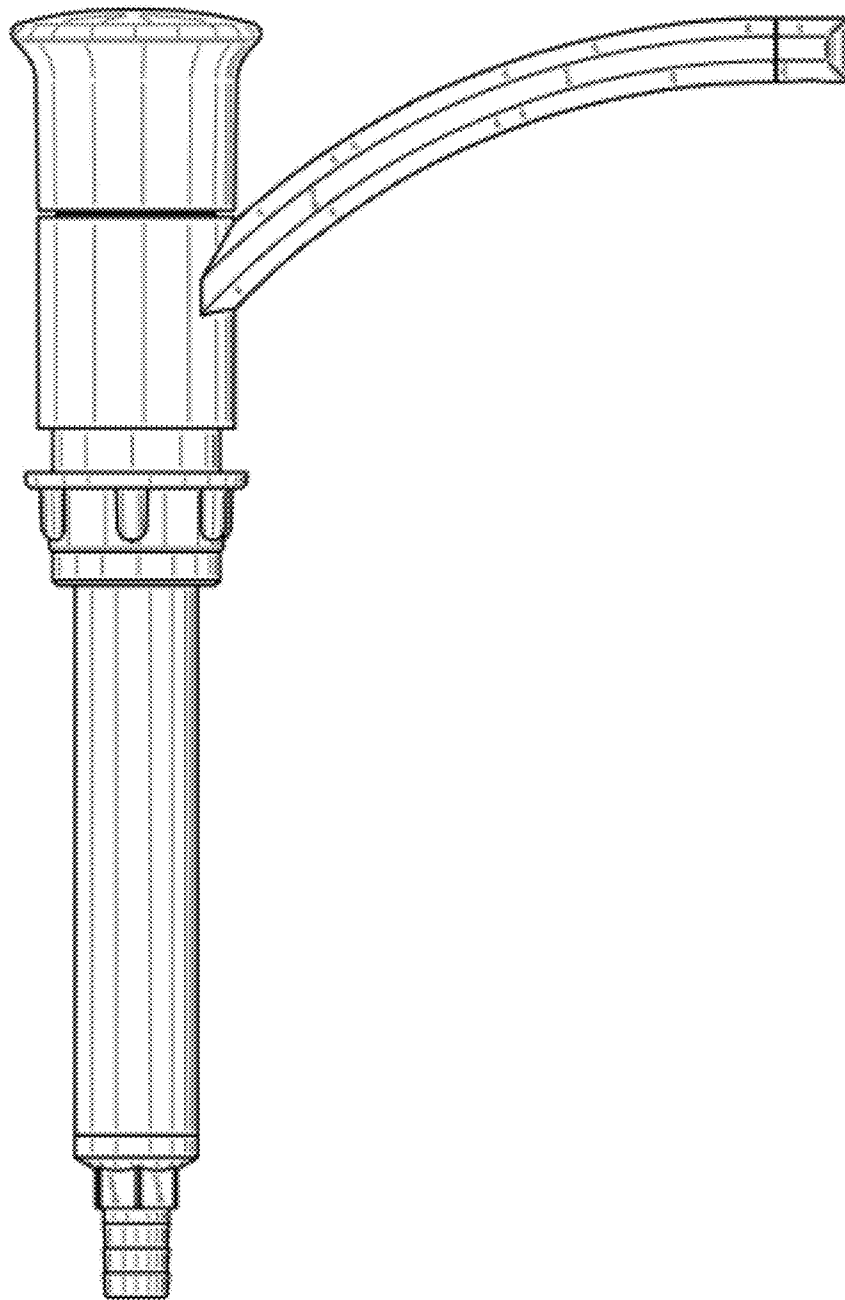


Fig. 5

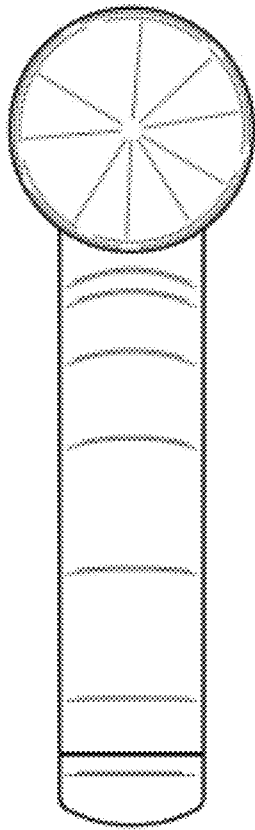


Fig. 6

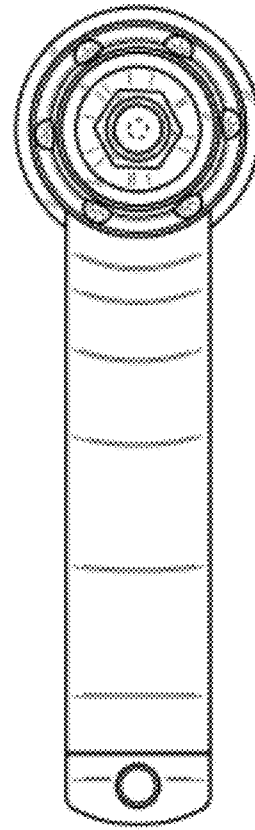


Fig. 7