

(No Model.)

3 Sheets—Sheet 1.

A. F. POTTS.  
CABINET.

No. 264,749.

Patented Sept. 19, 1882.

Fig 1.

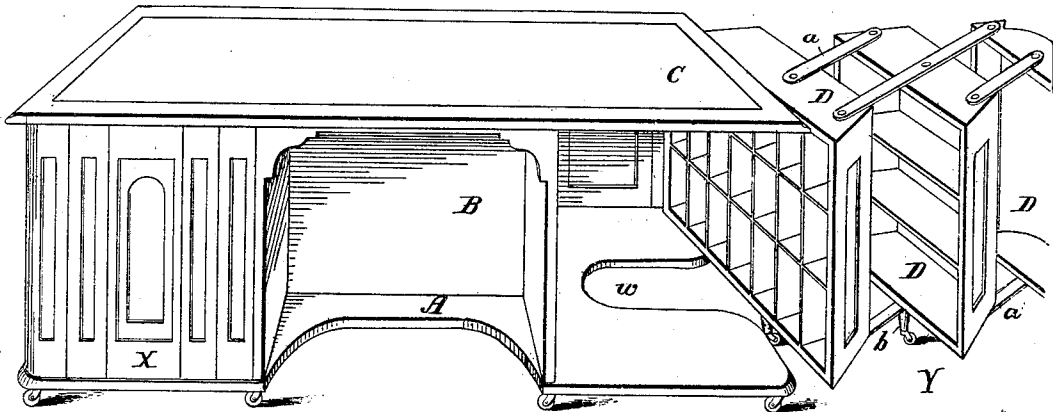
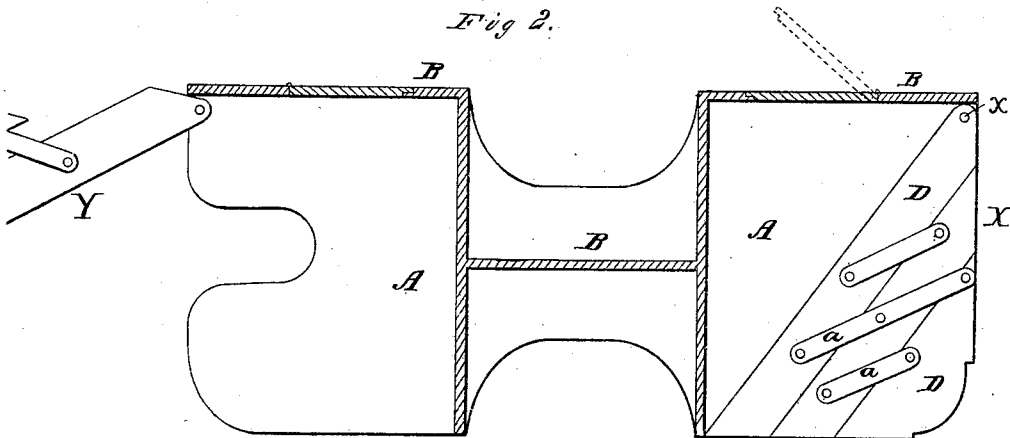


Fig 2.



Witnesses.

*Harry King*  
*Courtesy A. Cooper*

Inventor.

*A. F. Potts*  
*By his attorney*  
*Charles E. Foster*

A. F. POTTS.  
CABINET.

No. 264,749.

Patented Sept. 19, 1882.

Fig 3.

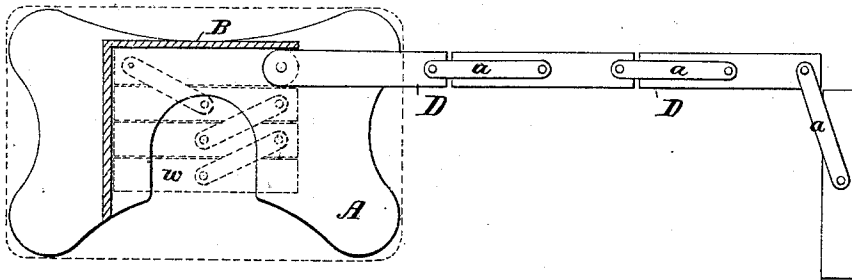


Fig 4.

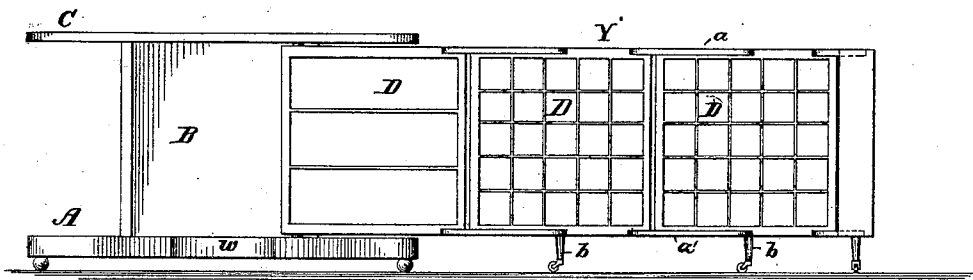
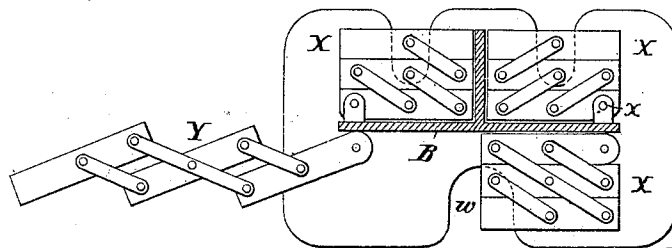


Fig 5.



Witnesses.

*Harry King*  
*Courtney A. Cooper*

Inventor.

*A. F. Potts*  
*By his attorney*  
*Charles E. Foster*

A. F. POTTS.  
CABINET.

No. 264,749.

Patented Sept. 19, 1882.

Fig. 6.

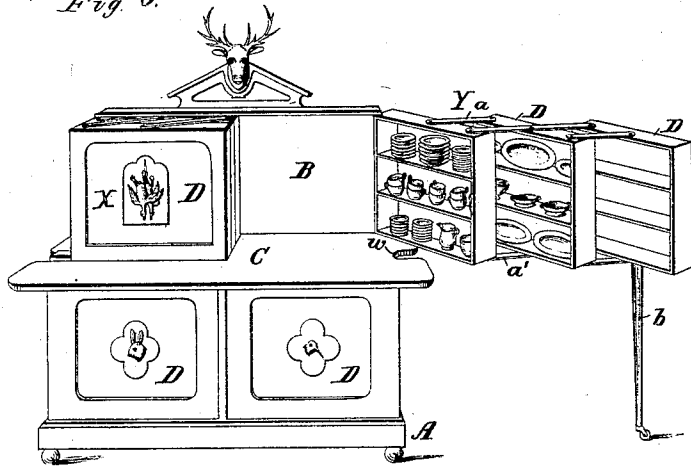


Fig. 8.

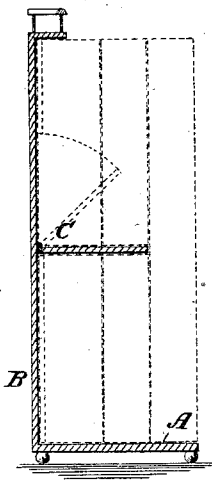
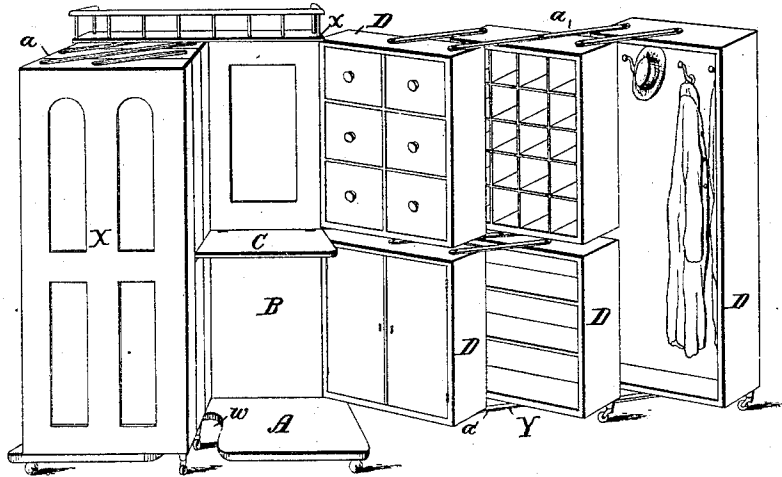


Fig. 7.



Witnesses.

*Harry King*  
*Courtney A. Cooper*

Inventor.

*A. F. Potts*  
By his attorney  
*Charles E. Foster*

# UNITED STATES PATENT OFFICE.

ALFRED F. POTTS, OF INDIANAPOLIS, INDIANA.

## CABINET.

SPECIFICATION forming part of Letters Patent No. 264,749, dated September 19, 1882.

Application filed March 10, 1882. (No model.)

To all whom it may concern:

Be it known that I, ALFRED F. POTTS, a citizen of the United States, and a resident of the city of Indianapolis, in the county of Marion and State of Indiana, have invented certain new and useful Improvements in Cabinets, of which the following is a full, clear, and exact description.

My invention relates to that class of desks or cases in which a stationary back or support is combined with a base, or with a base and top shelf or platform, such as desks, cabinet-desks, sideboards, wardrobes, bureaus, &c.; and my invention consists in combining with the base and with the upright secured thereto one or more series of shallow boxes connected together in the peculiar manner hereinafter described, so that they can be folded close to the upright portion to form a closed case, or extended and exposed so as to display the contents in a manner to permit ready access thereto.

In the drawings, Figure 1 is a perspective view of an office-desk embodying my improvement. Fig. 2 is a sectional plan of Fig. 1, the top of the desk being removed, one of the series of boxes extended. Fig. 3 is a sectional plan of an office-desk, the top removed, provided with a single series of boxes. Fig. 4 is a front elevation of Fig. 3. Fig. 5 is a sectional plan of an office-desk having four series of boxes. Fig. 6 is a perspective view, illustrating a sideboard embodying my invention. Fig. 7 is a perspective view of a cabinet-desk embodying my invention, and Fig. 8 is a sectional elevation of the desk Fig. 7.

In the various articles illustrated in the drawings, and in others of a similar nature to which this invention relates, there is a base, A, which may be supported upon casters, and a standard or upright, B, which, when there is a shelf or top, C, supports the latter.

In place of forming closets or receptacles by means of fixed sides and fronts with drawers or doors, as usual, I employ one or more series of shallow vertical boxes, D, one of which is pivoted at *x* to the base near the outer edge of the upright B, while each of the other boxes of the series is connected to that next to it by links *a a'* above and below, forming, with the links, a lazy-tongs cabinet or closet capable of being folded up, as shown at X in the various

figures and in dotted lines, Fig. 3, so as to form a tight, close case, fitting nicely against the base and between the latter and the top, as in Figs. 1 and 4, or over the top, as well as under it, as in Fig. 6, or so as to inclose the shelf, as in Fig. 7, and also capable of being extended, so as to bring the various boxes of the series in line or nearly in line, as at Y in the various figures.

I thus produce an article of furniture which, when closed, resembles externally those made in the ordinary manner, but which may be opened so as to display the contents in a much more accessible condition than is possible by the use of the ordinary drawers, shelves, or folding closets.

To support the weight of the boxes and contents, when extended, I may provide each with one or more legs or props extending to and resting upon the floor and provided each with a caster, the base having a recess, *w*, formed therein to receive the supports when the boxes are folded together. The interior of each box is divided by shelves or partitions, or is provided with hooks, according to the purpose for which it is to be employed.

When the boxes are used for double office-desks they may be arranged to fold in diagonally, as shown in Fig. 2, the outer box being triangular in form and rounded to form an ornamental finish to the corner. This particular construction I do not here claim, as it may form a separate application for Letters Patent, and for the same reason I do not claim the arrangement shown in Fig. 7, in which an outer continuous box is combined with inner divided boxes to receive the shelf C. The shelf C (shown in Fig. 8) is hinged so as to fold up or down when the case is closed.

I do not limit myself to any particular mode of pivoting the cases, as different means may be used, and the connection may be made to the base or upright.

I claim—

1. The combination, in a cabinet, of a base, a stationary upright partition or back, B, secured thereto, and one or more series of boxes pivoted adjacent to the upright and connected by the links *a a'*, to be folded together against or extended from the upright, while all supported by the base, substantially as set forth.
2. The combination of the base having a

recess, *w*, the upright B, supported by the base, series of boxes pivoted and connected by links, and provided with legs or props *b*, substantially as set forth.

- 5 3. The combination, in a cabinet, of a base, an upright, B, series of boxes connected by links and connected to said upright so as to be folded against or extended from the same, and a shelf, C, hung to the upright so as to

be folded against the same or extended at right 10 angles thereto, substantially as set forth.

In testimony whereof I have signed my name to this specification in the presence of two subscribing witnesses.

ALFRED F. POTTS.

Witnesses:

A. E. T. HANSMANN,  
WILLIAM PAXTON.