



US00D591544S

(12) **United States Design Patent**  
**Franjesevic et al.**

(10) **Patent No.:** **US D591,544 S**

(45) **Date of Patent:** **\*\* May 5, 2009**

(54) **DISPENSER**

D552,905 S \* 10/2007 Haworth ..... D6/545  
D553,407 S \* 10/2007 Orgna et al. .... D6/545  
D557,961 S \* 12/2007 Haworth ..... D6/545

(75) Inventors: **Goran Franjesevic**, Stoney Creek (CA);  
**David Duncan**, St. Catharines (CA)

\* cited by examiner

(73) Assignee: **Gotohti.com Inc.**, Beamsville, Ontario  
(CA)

*Primary Examiner*—Brian N Vinson  
(74) *Attorney, Agent, or Firm*—Riches, McKenzie & Herbert  
LLP

(\*\*) Term: **14 Years**

(57) **CLAIM**

(21) Appl. No.: **29/309,878**

I claim the ornamental design for a dispenser, as shown.

(22) Filed: **Oct. 30, 2008**

(51) **LOC (9) Cl.** ..... **23-02**

(52) **U.S. Cl.** ..... **D6/545**

(58) **Field of Classification Search** ..... D6/542–545;  
221/208, 282, 283; 222/105, 173, 180, 181.1,  
222/181.2, 181.3

See application file for complete search history.

**DESCRIPTION**

FIG. 1 is a perspective view of a dispenser showing the design;

FIG. 2 is a right side view of the dispenser in FIG. 1;

FIG. 3 is a front view of the dispenser in FIG. 1;

FIG. 4 is a left side view of the dispenser of FIG. 1;

FIG. 5 is a top view of the dispenser of FIG. 1;

FIG. 6 is a back view of the dispenser of FIG. 1; and,

FIG. 7 is a bottom view of the dispenser of FIG. 1.

The broken lines showing portions of the dispenser in FIGS. 6 and 7 are for the purpose of illustrating the article and form no part of the claimed design.

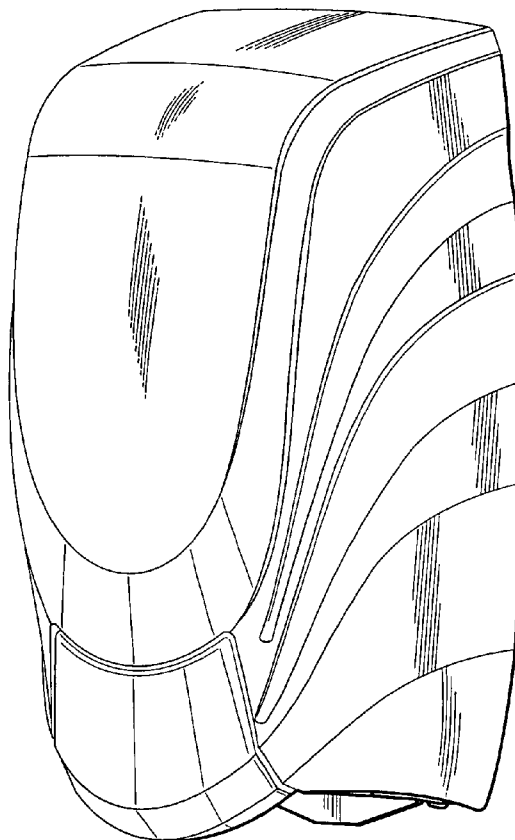
(56)

**References Cited**

U.S. PATENT DOCUMENTS

D478,445 S \* 8/2003 Daansen ..... D6/545  
D480,247 S \* 10/2003 Ciavarella et al. .... D6/545  
D498,628 S \* 11/2004 Rhodenbaugh ..... D6/545  
D503,576 S \* 4/2005 Reynolds et al. .... D6/545  
D530,125 S \* 10/2006 Vignot ..... D6/545  
D530,126 S \* 10/2006 Reynolds et al. .... D6/545

**1 Claim, 4 Drawing Sheets**



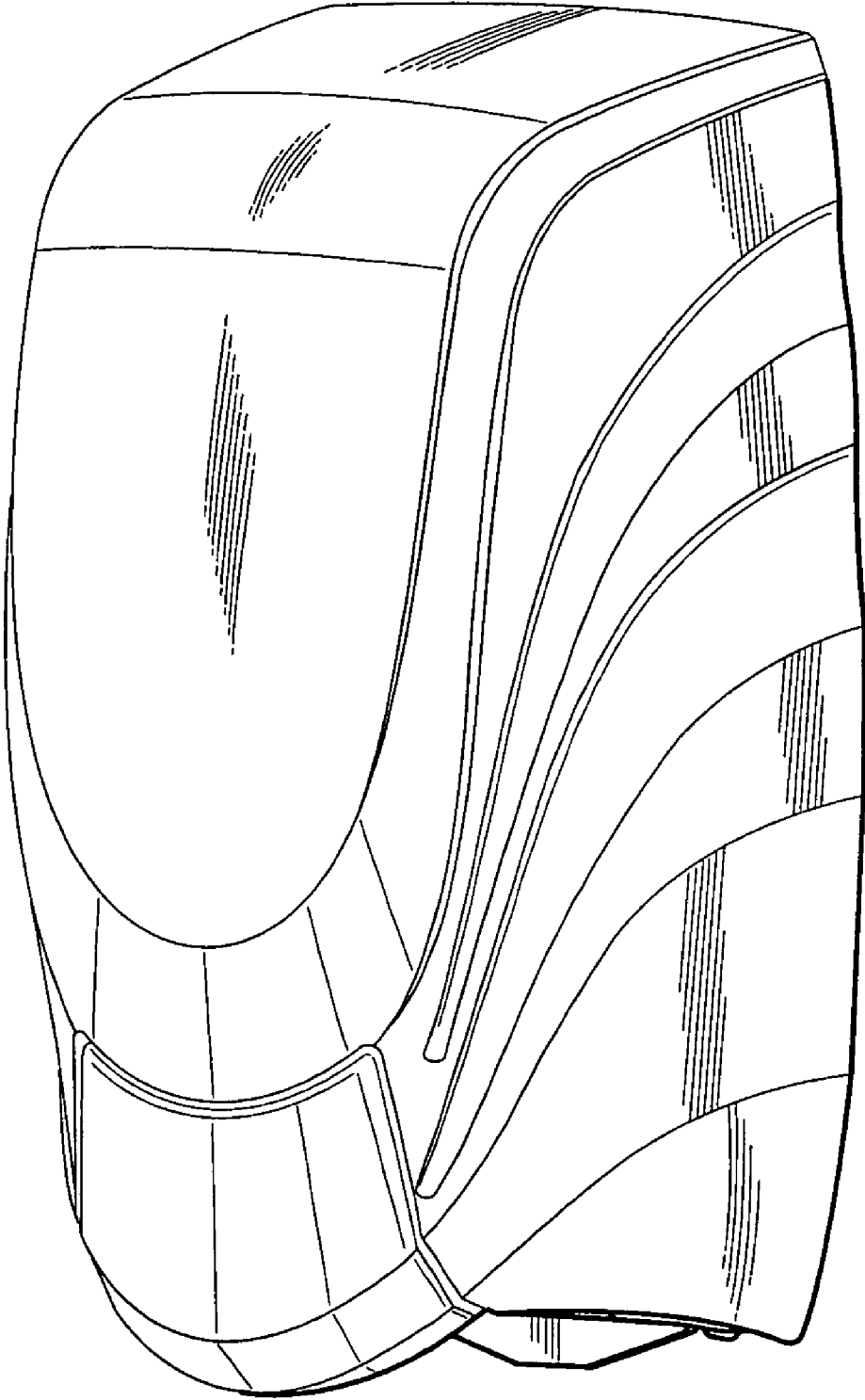


Fig.1

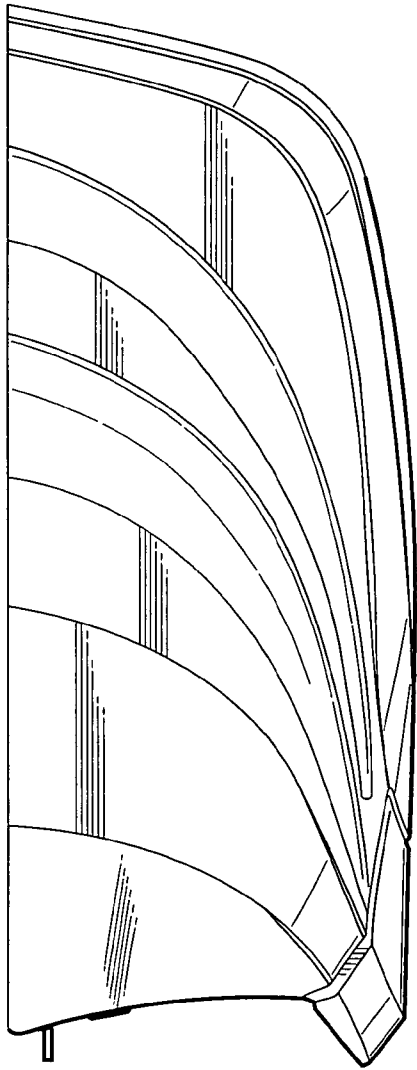


Fig.2

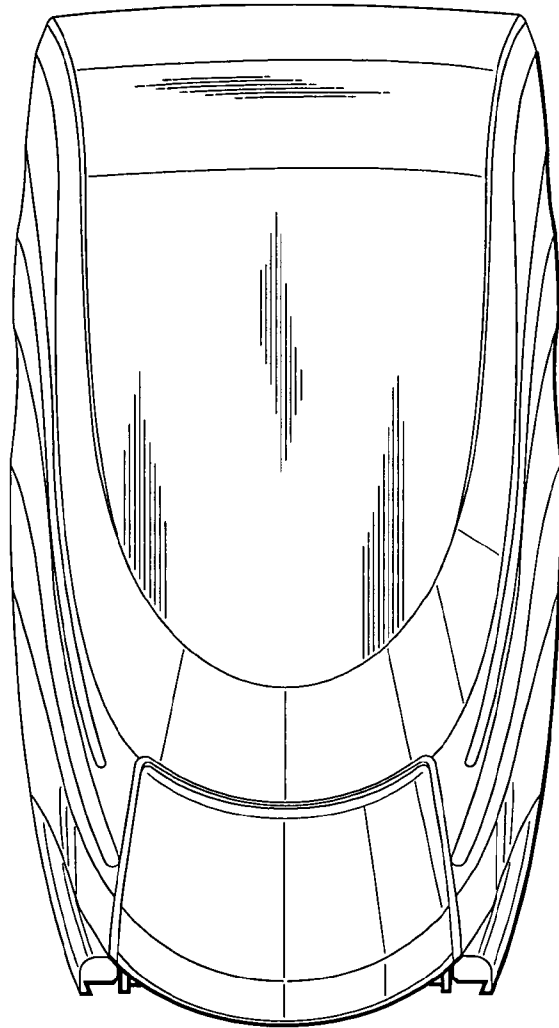


Fig.3




Fig.4

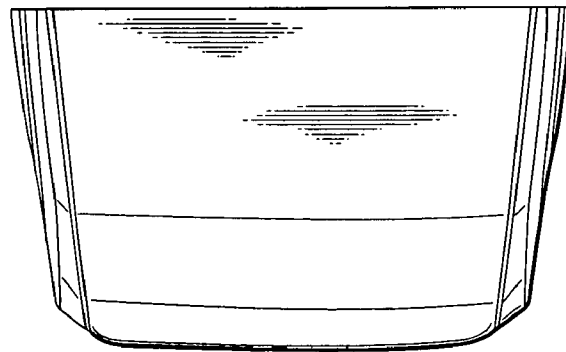


Fig.5

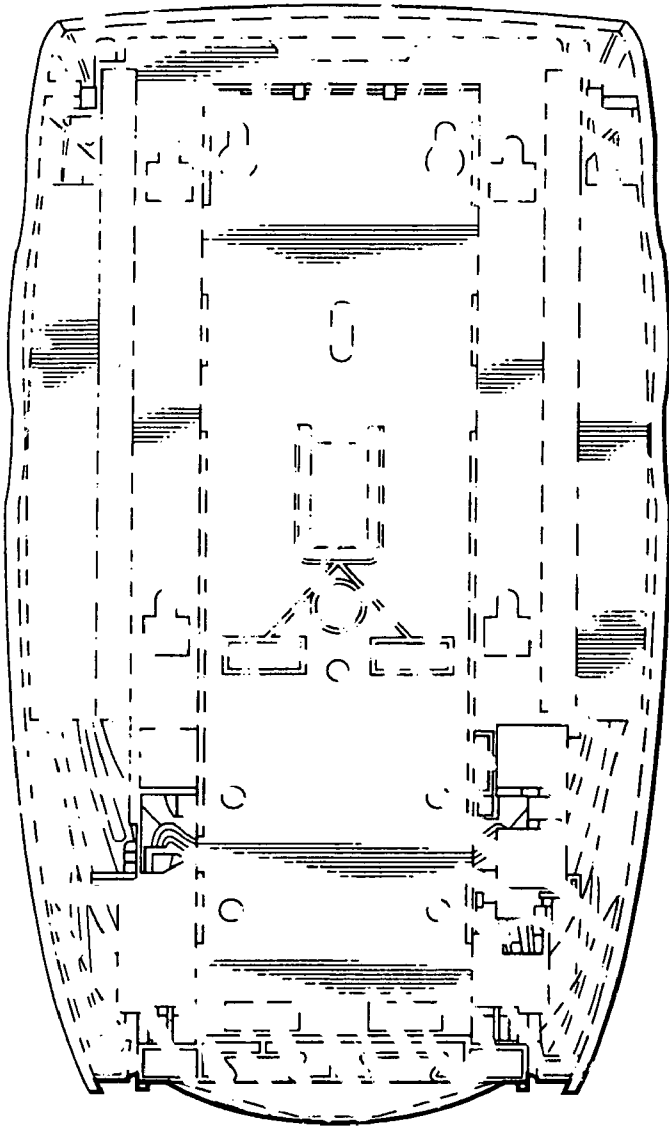


Fig. 6




Fig. 7