



US00D568000S

(12) **United States Design Patent** (10) **Patent No.:** **US D568,000 S**
Wonderley et al. (45) **Date of Patent:** **** Apr. 29, 2008**

(54) **RAZOR HANDLE**
(75) Inventors: **Jeffrey W. Wonderley**, Fort Defiance, VA (US); **David Stowers**, Morristown, NJ (US); **Benjamin Portnoy**, Morton, PA (US)
(73) Assignee: **American Safety Razor**, Verona, VA (US)
(**) Term: **14 Years**
(21) Appl. No.: **29/270,415**
(22) Filed: **Dec. 22, 2006**

D536,829 S 2/2007 Dombrowski et al.
D537,207 S 2/2007 Wonderley et al.
D540,985 S 4/2007 Rhoad et al.
D541,474 S * 4/2007 Psimadas et al. D28/48
D547,904 S * 7/2007 Wonderley et al. D28/48
2004/0103545 A1 6/2004 Dansreau
2004/0216311 A1 11/2004 Follo
2005/0039338 A1 2/2005 King et al.
2005/0241162 A1 11/2005 Nicolosi et al.
2006/0218804 A1 10/2006 Noble et al.
2006/0242847 A1 11/2006 Dansreau et al.
2006/0277769 A1 12/2006 Coffin et al.
2007/0028450 A1 2/2007 Pennell et al.
2007/0050982 A1 3/2007 Freund et al.

FOREIGN PATENT DOCUMENTS

EP 0 418 726 A2 9/1990
GB 2 139 541 A 11/1984

(Continued)

(51) **LOC (8) Cl.** **28-03**
(52) **U.S. Cl.** **D28/48**
(58) **Field of Classification Search** 30/30,
30/32, 34.05, 34.1, 34.2, 41-41.9, 44, 45,
30/47-51, 57, 58, 526, 527, 532, 533, 537-540;
D28/44-54
See application file for complete search history.

Primary Examiner—Jennifer Rivard
(74) *Attorney, Agent, or Firm*—McDermott Will & Emery LLP

(56) **References Cited**

(57) **CLAIM**

U.S. PATENT DOCUMENTS

The ornamental design for a razor handle, substantially as shown and described.

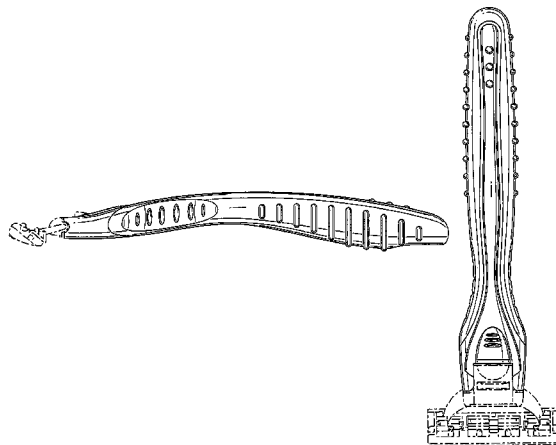
5,027,511 A 7/1991 Miller
5,687,485 A 11/1997 Shurtleff et al.
5,813,293 A 9/1998 Apprille et al.
5,822,869 A 10/1998 Metcalf et al.
5,839,163 A 11/1998 Hellmann
5,855,071 A 1/1999 Apprille et al.
5,890,296 A 4/1999 Metcalf et al.
D428,203 S * 7/2000 Zwonitzer et al. D28/48
D491,311 S * 6/2004 Follo D28/48
D495,826 S 9/2004 Ham et al.
D499,210 S * 11/2004 Shepperson et al. D28/46
D500,170 S 12/2004 Jung
6,886,262 B2 5/2005 Ohtsubo et al.
D506,035 S 6/2005 Dombrowski et al.
D511,024 S 10/2005 Dombrowski et al.
D527,146 S 8/2006 Dibnah et al.
7,140,116 B2 11/2006 Coffin
D534,316 S * 12/2006 Bozikis et al. D28/48
D534,687 S 1/2007 Dombrowski et al.

DESCRIPTION

FIG. 1 is a perspective view of the razor handle showing the new design;
FIG. 2 is a front view of the razor handle;
FIG. 3 is a rear view of the razor handle;
FIG. 4 is a side view of the razor handle;
FIG. 5 is another side view of the razor handle;
FIG. 6 is a top view of the razor handle; and,
FIG. 7 is a bottom view of the razor handle.

The broken lines are shown for illustrative purposes only and form no part of the claimed design.

1 Claim, 4 Drawing Sheets



US D568,000 S

Page 2

FOREIGN PATENT DOCUMENTS

WO WO 2004/018163 A1 3/2004
WO WO 2004/085122 A1 10/2004
WO WO 2005/007355 A1 1/2005
WO WO 2006/081837 A1 8/2006

WO WO 2006/081838 A1 8/2006
WO WO 2006/081841 A1 8/2006
WO WO 2006/081842 A1 8/2006
WO WO 2006/108115 A1 10/2006

* cited by examiner

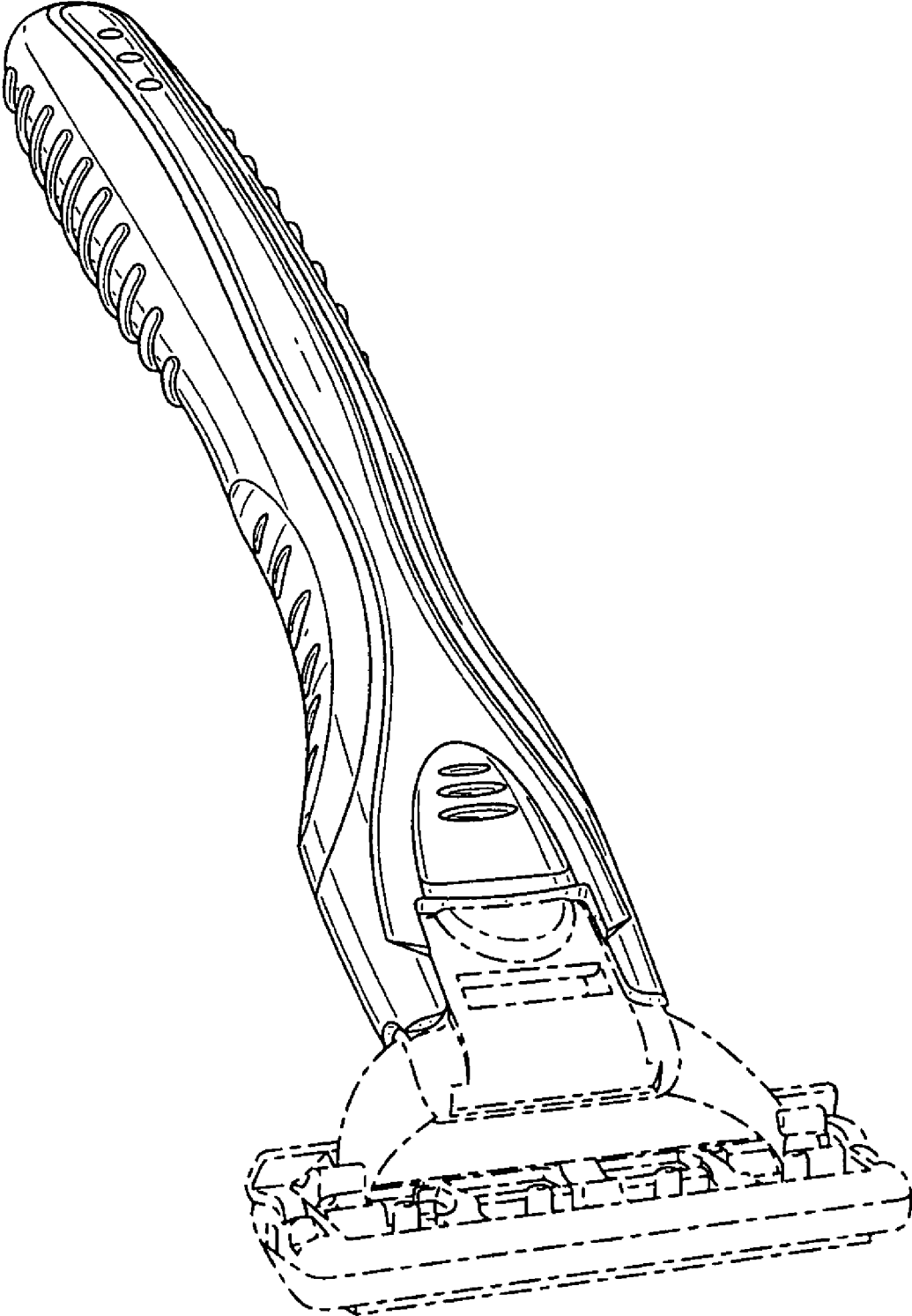


FIG. 1




FIG. 2

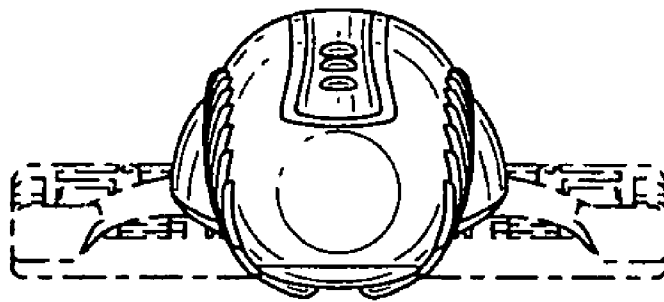


FIG. 3

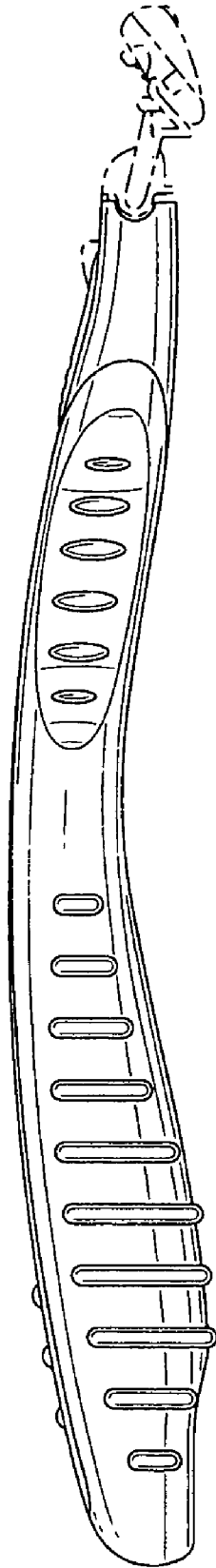


FIG. 4

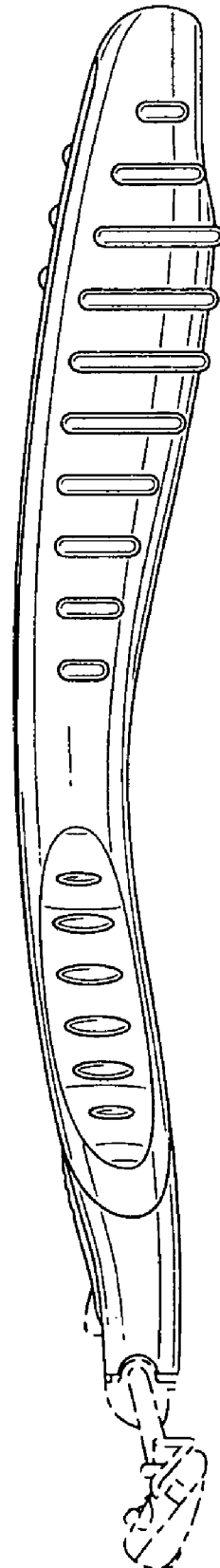


FIG. 5

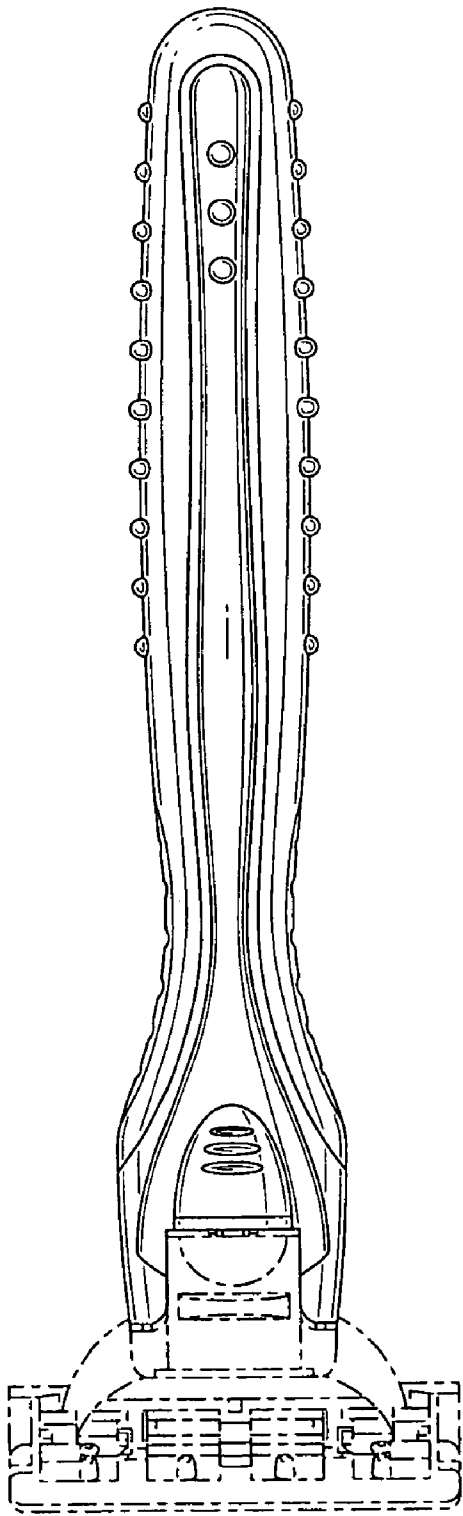


FIG. 6

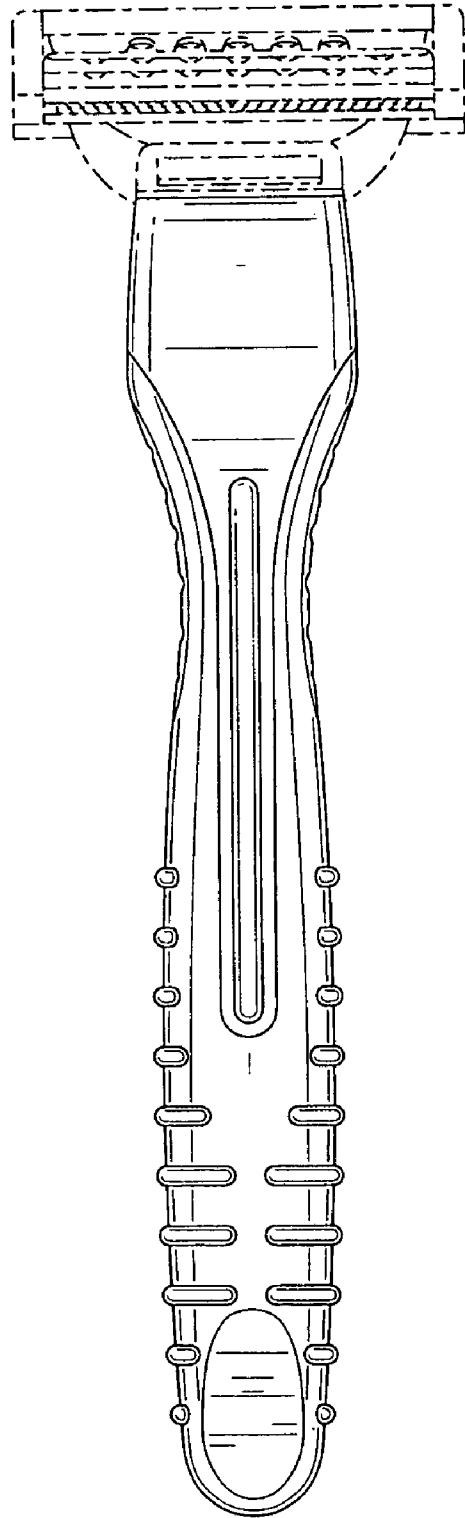


FIG. 7