



US00D339268S

# United States Patent [19]

[11] Patent Number: Des. 339,268

Zabner

[45] Date of Patent: \*\* Sep. 14, 1993

[54] EMBOSSED PLATE

[76] Inventor: Adolf Zabner, P.O. Box 249, Seekonk, Mass. 02771

[\*\*] Term: 14 Years

[21] Appl. No.: 782,270

[22] Filed: Oct. 7, 1991

[52] U.S. Cl. .... D7/585; D7/588

[58] Field of Search ..... D7/588, 587, 562, 584, D7/585, 586, 560, 555, 554, 552, 550, 547, 546, 500, 561; 220/574, 574.1, 671, 674

[56] **References Cited**

**U.S. PATENT DOCUMENTS**

D. 39,588	9/1908	Straker, Jr. ....	D7/585 X
D. 66,712	7/1923	Sebring .....	D7/585
D. 78,661	5/1929	Simmons .....	D7/585
D. 244,503	5/1977	Jensen .....	D7/585
D. 328,837	8/1972	Marsten et al. ....	D7/588 X
3,098,597	7/1963	Johnson et al. ....	D7/585 X

**FOREIGN PATENT DOCUMENTS**

0002043 of 1911 United Kingdom ..... 220/574.1

Primary Examiner—Alan P. Douglas  
Assistant Examiner—M. N. Pandozzi  
Attorney, Agent, or Firm—Barlow & Barlow, Ltd.

[57] **CLAIM**

The ornamental design for an embossed plate, as show and described.

**DESCRIPTION**

FIG. 1 is a top plan view of an embossed plate showing my new design, it being understood that the pattern disclosed is continuous about the entire periphery in the path included within the broken lines;

FIG. 2 is a side elevational view thereof with parts broken away for clarity to show the configuration of the design;

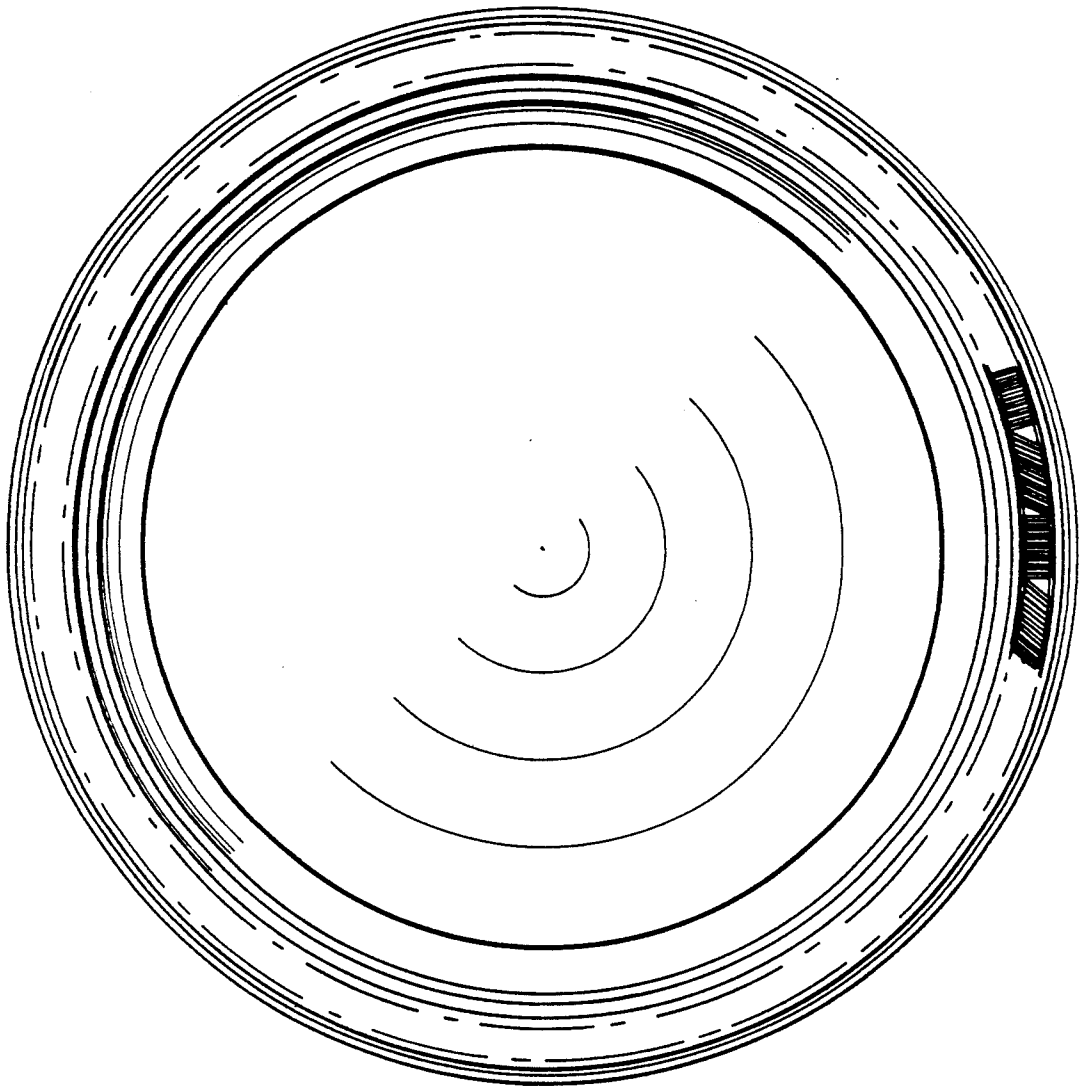
FIG. 3 is a bottom plan view thereof, it being understood that the pattern disclosed is continuous about the entire periphery in the path included within the broken lines;

FIG. 4 is an enlarged, partial plan view of a section of the rim of the plate showing the surface decoration;

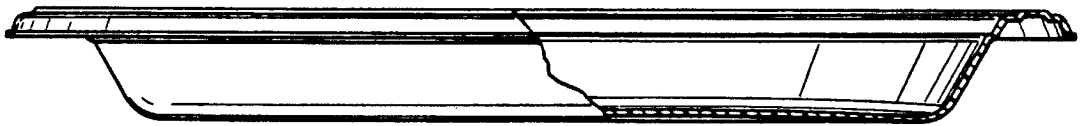
FIG. 5 is a sectional view taken along lines 5—5 of FIG. 4; and,

FIG. 6 is a sectional view taken along lines 6—6 of FIG. 4.





**FIG. 1**



**FIG. 2**

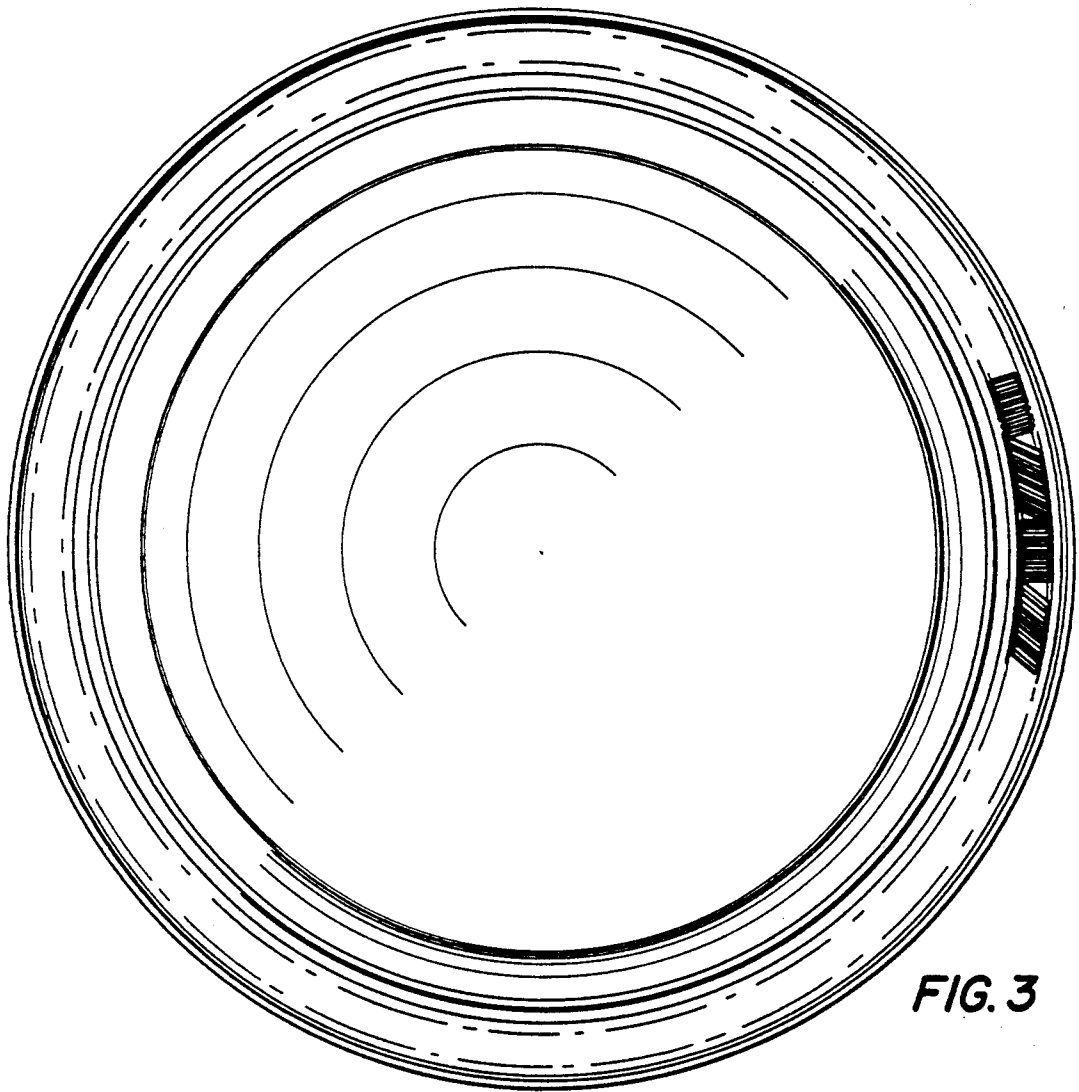


FIG. 3

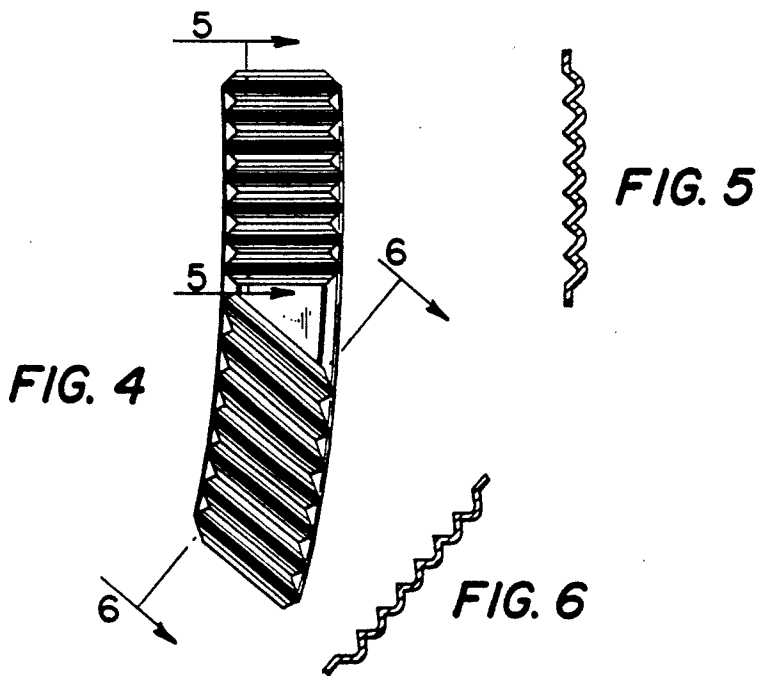


FIG. 4

FIG. 5

FIG. 6