



US00D392682S

United States Patent [19]

Johnston et al.

[11] Patent Number: Des. 392,682

[45] Date of Patent: **Mar. 24, 1998

- [54] **DISPLAY**
- [75] Inventors: **Denis Johnston; Jorge Lauriano, Jr.**,
both of Metairie, La.; **Peter Brody**,
Highland Village, Tex.
- [73] Assignee: **The Paddington Corporation**, Fort
Lee, N.J.
- [**] Term: **14 Years**
- [21] Appl. No.: **66,015**
- [22] Filed: **Feb. 3, 1997**
- [51] **LOC (6) Cl.** **14-02**
- [52] **U.S. Cl.** **D20/10; D14/114**
- [58] **Field of Search** **D20/42, 39, 10;**
D14/113, 114; D19/90, 91; 248/917, 918,
919, 442.2; 40/584

5,328,145	7/1994	Charapich	248/442.2
5,398,905	3/1995	Hinson	248/442.2
5,549,267	8/1996	Armbruster et al.	248/442.2
5,638,096	6/1997	Schwartz	248/442.2

Primary Examiner—Susan J. Lucas
Assistant Examiner—Jennifer A. Register
Attorney, Agent, or Firm—Robin, Blecker, Daley and
 Driscoll

[57] CLAIM

The ornamental design for a display, as shown and described.

DESCRIPTION

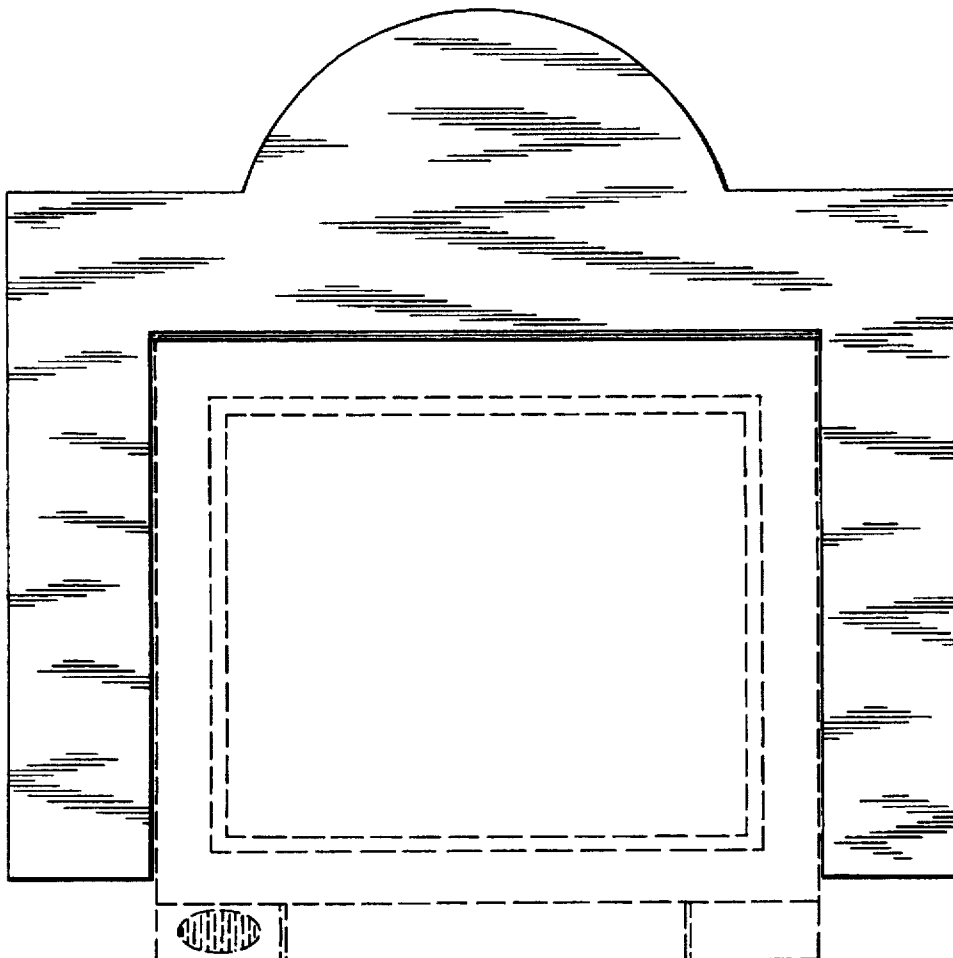
FIG. 1 is a front elevational view of a display showing our new design mounted on a TV which is shown in phantom line and forms no part of the design;
 FIG. 2 is a left side elevational view thereof with the right side elevational view being identical; and,
 FIG. 3 is a top plan view thereof.
 The rear surface is unornamented.

[56] References Cited

U.S. PATENT DOCUMENTS

5,104,087 4/1992 Wentzloff et al. 248/442.2

1 Claim, 2 Drawing Sheets



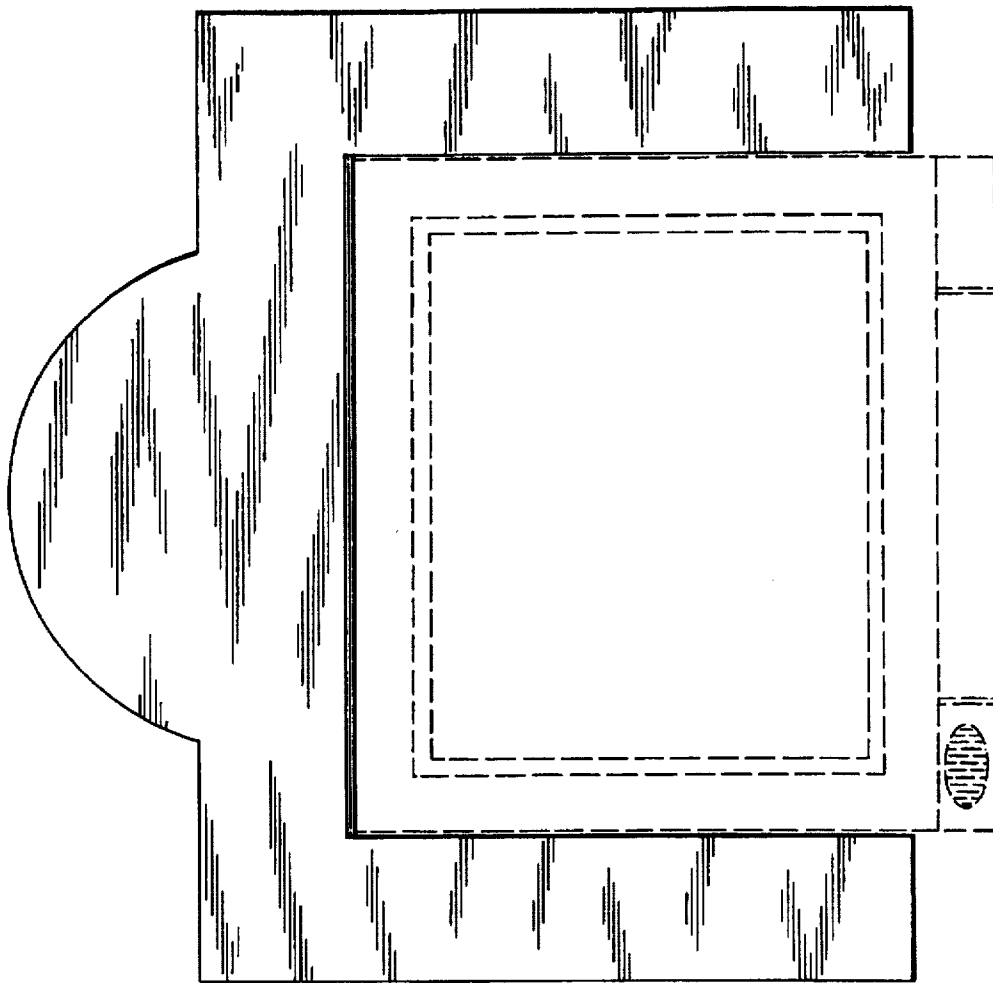


FIG. 1

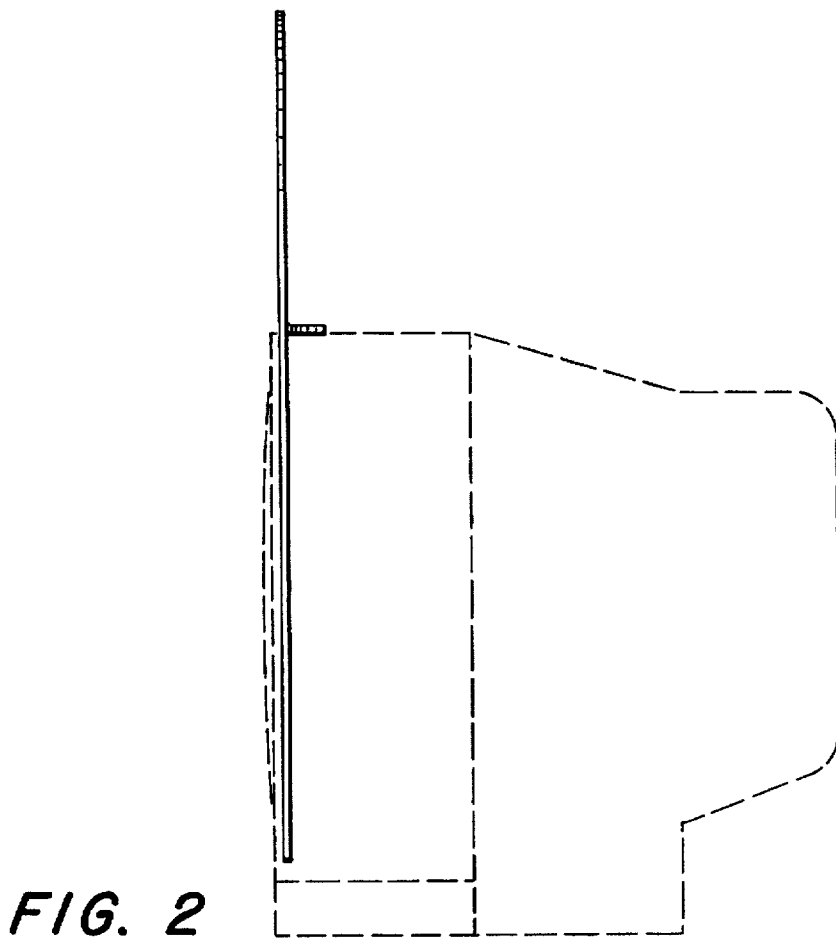


FIG. 2

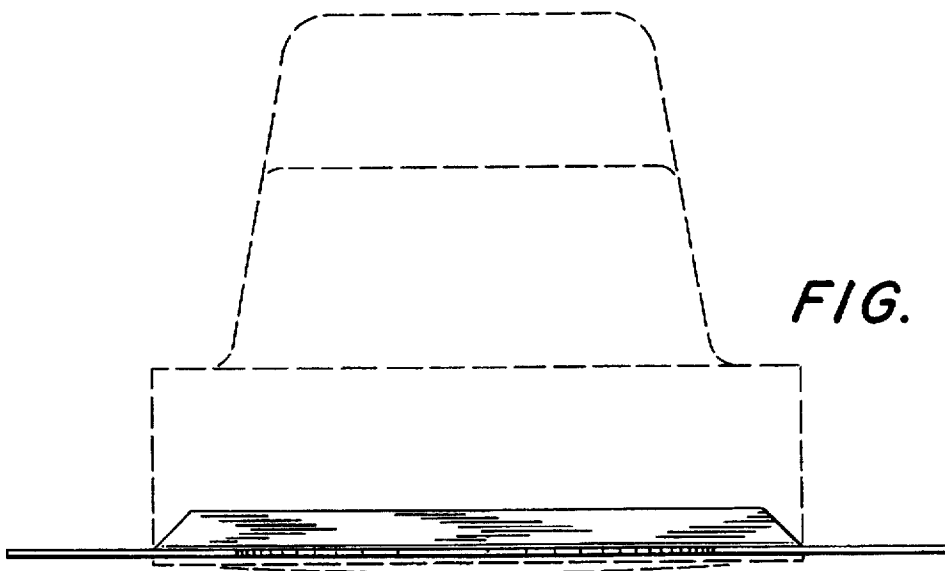


FIG. 3