



US00D754829S

(12) **United States Design Patent**
Krombein

(10) **Patent No.:** **US D754,829 S**

(45) **Date of Patent:** **** Apr. 26, 2016**

(54) **DRAIN COVER**

(71) Applicant: **Todd Krombein**, Phoenix, AZ (US)

(72) Inventor: **Todd Krombein**, Phoenix, AZ (US)

(**) Term: **14 Years**

(21) Appl. No.: **29/514,304**

(22) Filed: **Jan. 9, 2015**

(51) **LOC (10) Cl.** **23-01**

(52) **U.S. Cl.**
USPC **D23/261**

(58) **Field of Classification Search**
USPC D13/120; D23/259–266, 269
CPC E04D 13/0409; E04H 4/1236; E03F 5/06
See application file for complete search history.

(56) **References Cited**

U.S. PATENT DOCUMENTS

D319,295 S *	8/1991	Ohaus	D23/261
D394,697 S *	5/1998	Liang	D23/209
D466,198 S *	11/2002	Mullings	D23/261
6,588,029 B2 *	7/2003	Mullings	E04H 4/1236
				4/286
7,178,179 B2 *	2/2007	Barnes	E03C 1/26
				4/292
D578,619 S *	10/2008	Rattenbury	D23/261
D621,009 S *	8/2010	Mjelde	D23/261
D670,363 S *	11/2012	Yousufzai	D23/261
D670,794 S *	11/2012	Antoniello	D23/262
D720,838 S *	1/2015	Yamagishi	D23/261
D730,731 S *	6/2015	Bewley, Jr.	D9/447
D732,145 S *	6/2015	Yamagishi	D23/259
D733,843 S *	7/2015	Yamagishi	D23/259

D740,953 S *	10/2015	Spears	D24/201
2004/0093666 A1 *	5/2004	Zars	E04H 4/1236
				4/507
2006/0219619 A1 *	10/2006	St-Cyr	E03F 5/06
				210/232
2010/0257791 A1 *	10/2010	May	E04D 13/0409
				52/12
2013/0152298 A1 *	6/2013	Lyrstakis	E04H 4/1236
				4/507

* cited by examiner

Primary Examiner — George D Kirschbaum

Assistant Examiner — Amy Wierenga

(74) *Attorney, Agent, or Firm* — Knobbe, Martens, Olson & Bear, LLP

(57) **CLAIM**

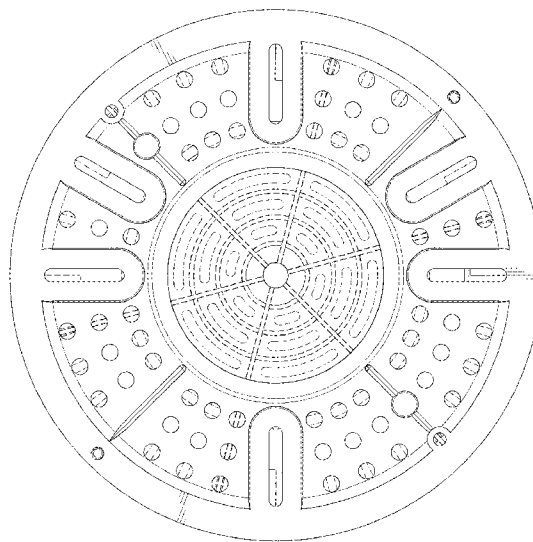
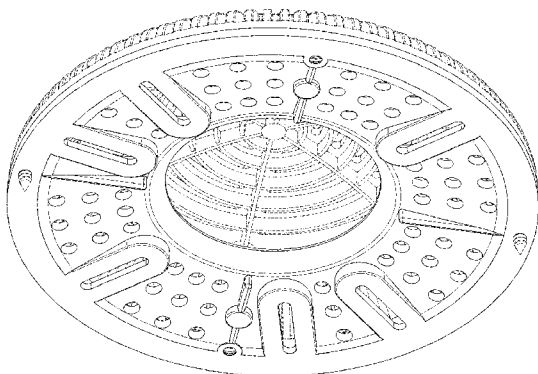
The ornamental design for a drain cover, as shown and described.

DESCRIPTION

FIG. 1 is a front perspective view of a drain cover;
FIG. 2 is a bottom perspective view thereof;
FIG. 3 is a top view thereof;
FIG. 4 is a bottom view thereof;
FIG. 5 is left side view thereof;
FIG. 6 is a right side view thereof;
FIG. 7 is a front view thereof; and,
FIG. 8 is a rear view.

The broken line showing of fins and openings is included for the purpose of illustrating portions of the “article” and forms no part of the claimed design.

1 Claim, 6 Drawing Sheets



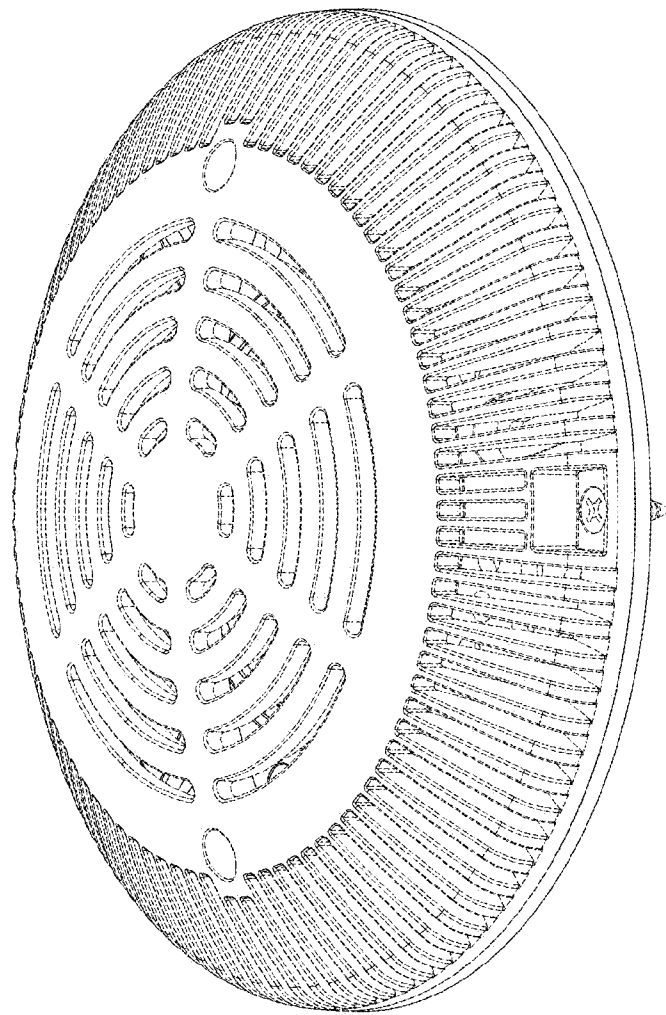


FIG. 1

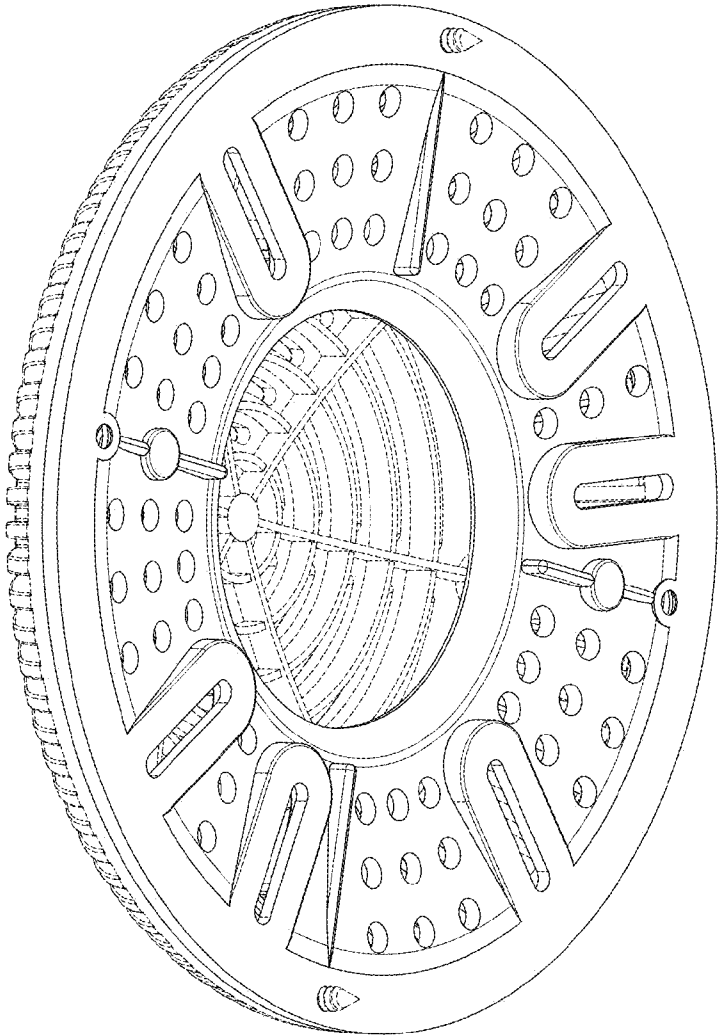


FIG. 2

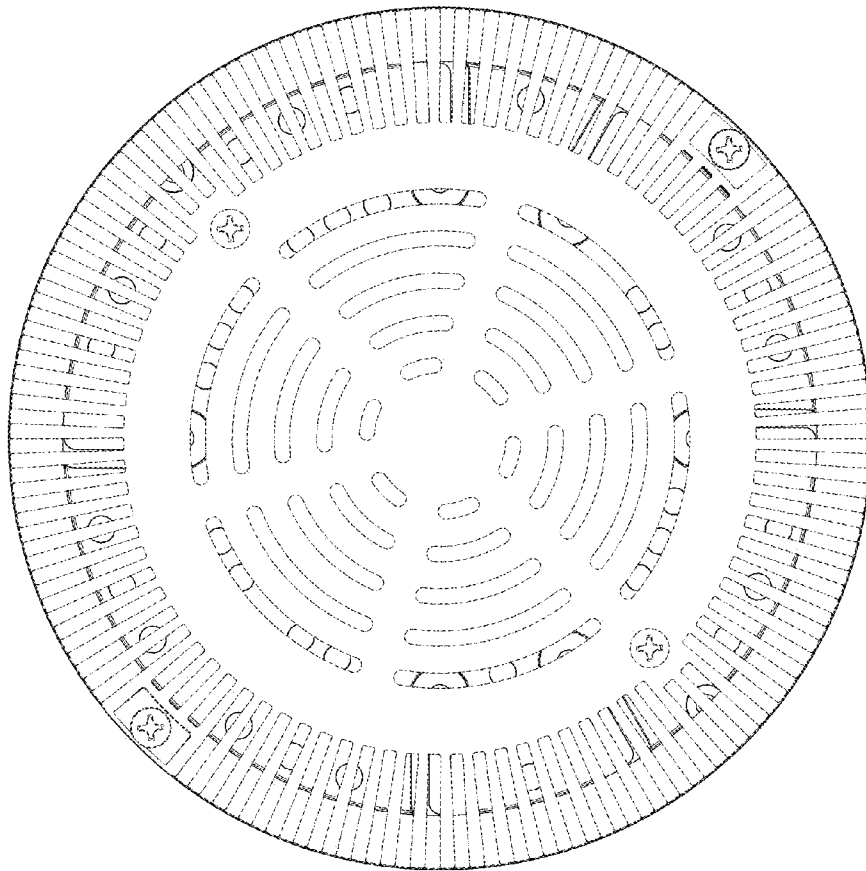


FIG. 3

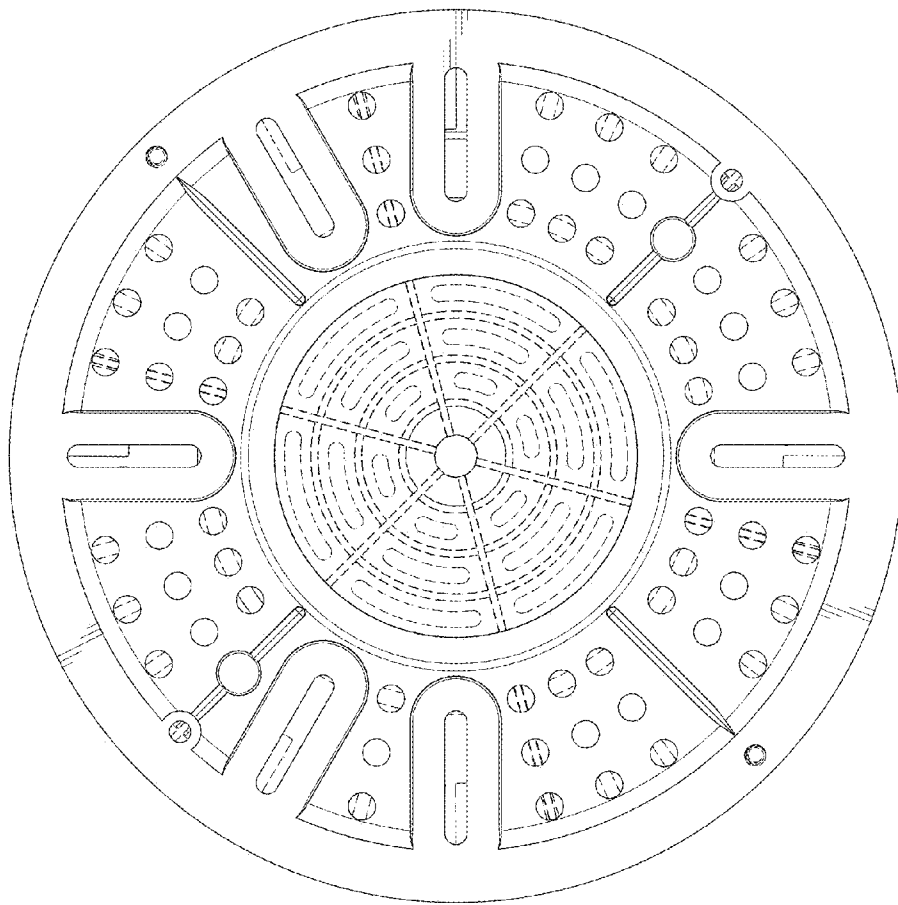


FIG. 4

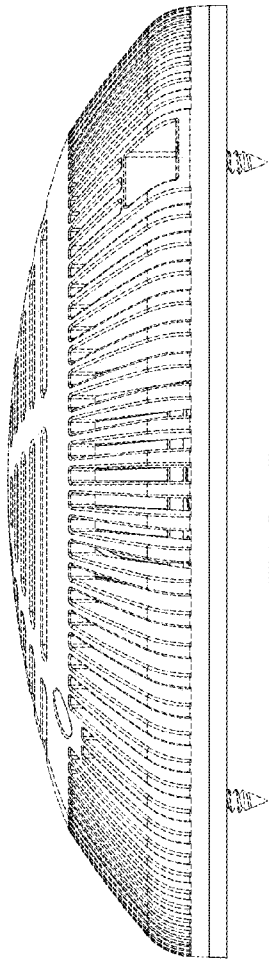


FIG. 5

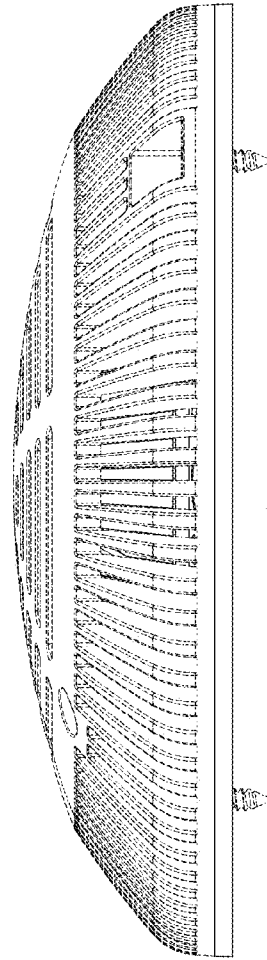


FIG. 6




FIG. 7




FIG. 8