



US00D409160S

# United States Patent [19]

Sonntag

[11] **Patent Number: Des. 409,160**

[45] **Date of Patent: \*\* May 4, 1999**

[54] **HOLDER FOR ELECTRONICS AND INSTRUMENTATION ENCLOSURE**

[75] Inventor: **John-Erik Sonntag**, Tammissaari, Finland

[73] Assignee: **Fibox Oy AB**, Jorvas, Finland

[\*\*] Term: **14 Years**

[21] Appl. No.: **29/081,071**

[22] Filed: **Oct. 6, 1997**

[30] **Foreign Application Priority Data**

Apr. 7, 1997 [FI] Finland ..... 248/97

[51] **LOC (6) Cl.** ..... **13-03**

[52] **U.S. Cl.** ..... **D13/184**

[58] **Field of Search** ..... D13/184; 211/41.12, 211/41.18; D6/407; 206/832

[56] **References Cited**

**U.S. PATENT DOCUMENTS**

5,788,088 8/1998 Kao ..... 211/41.12 X

*Primary Examiner*—Brian N. Vinson  
*Attorney, Agent, or Firm*—Finnegan, Henderson, Farabow, Garrett & Dunner, L.L.P.

[57] **CLAIM**

The ornamental design for a holder for electronics and instrumentation enclosure, as shown and described.

**DESCRIPTION**

FIG. 1 is a perspective top and front view of a holder for electronics and instrumentation enclosure showing my new design;

FIG. 2 is a perspective bottom and rear view thereof;

FIG. 3 is a front view thereof;

FIG. 4 is a rear view thereof;

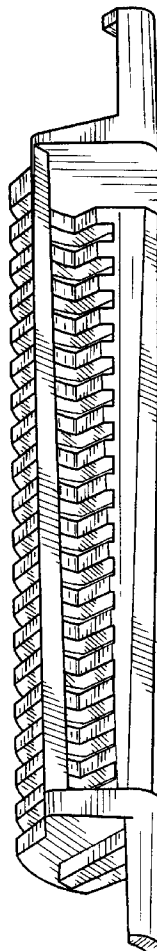
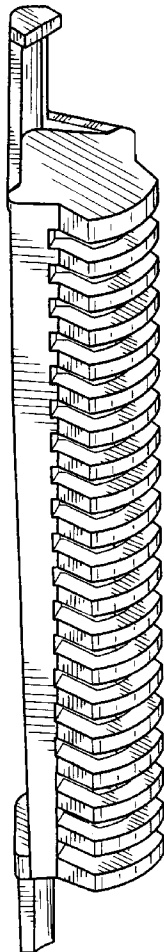
FIG. 5 is a top view thereof;

FIG. 6 is a bottom view thereof;

FIG. 7 is a right side view thereof; and,

FIG. 8 is a left side view thereof.

**1 Claim, 3 Drawing Sheets**



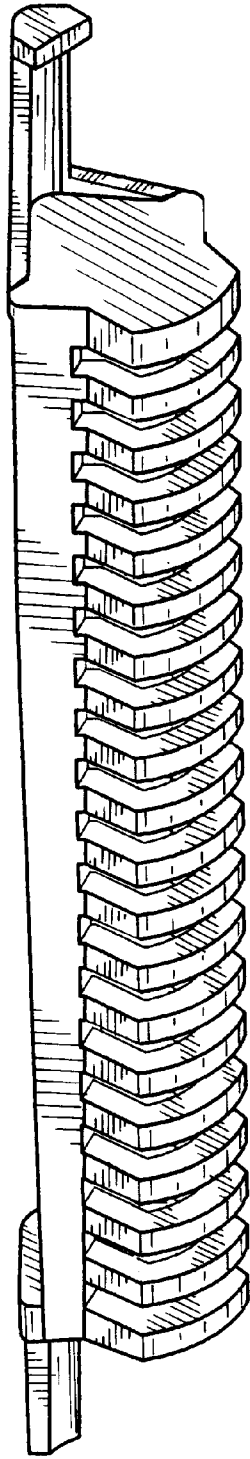


FIG. 1

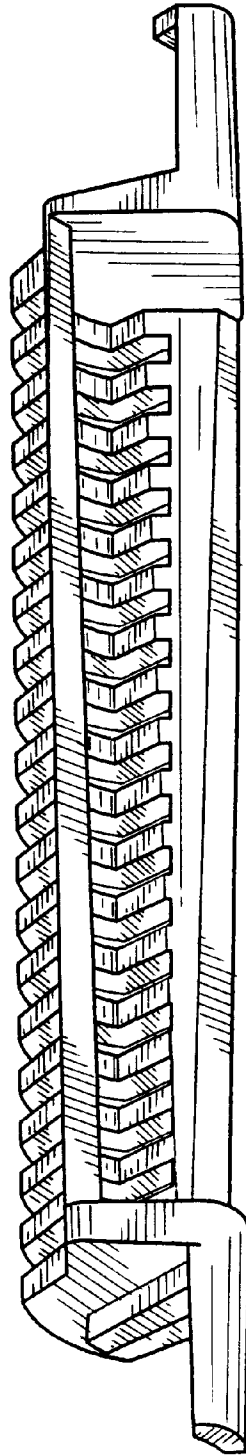


FIG. 2

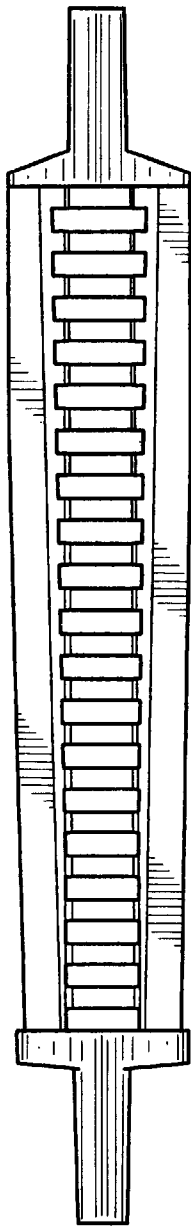


FIG. 4

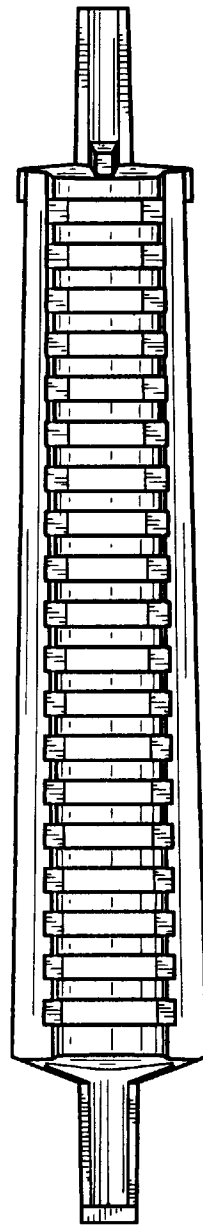


FIG. 3

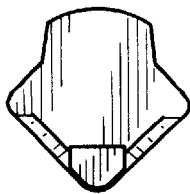


FIG. 5

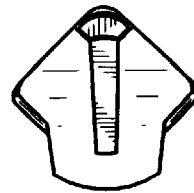


FIG. 6

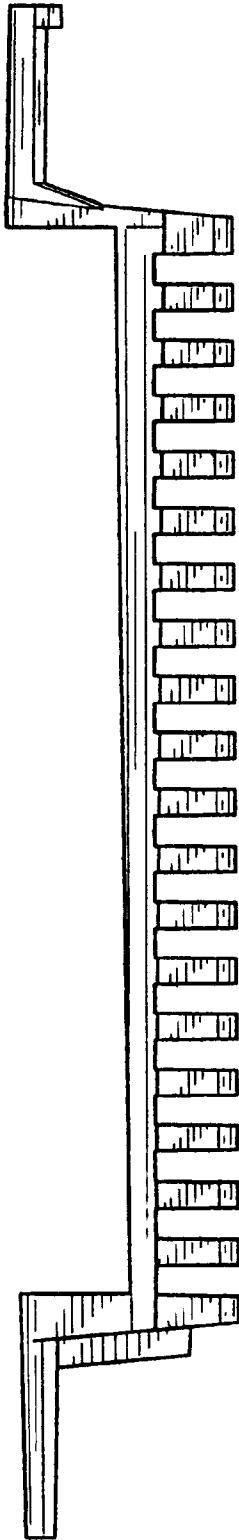


FIG. 8

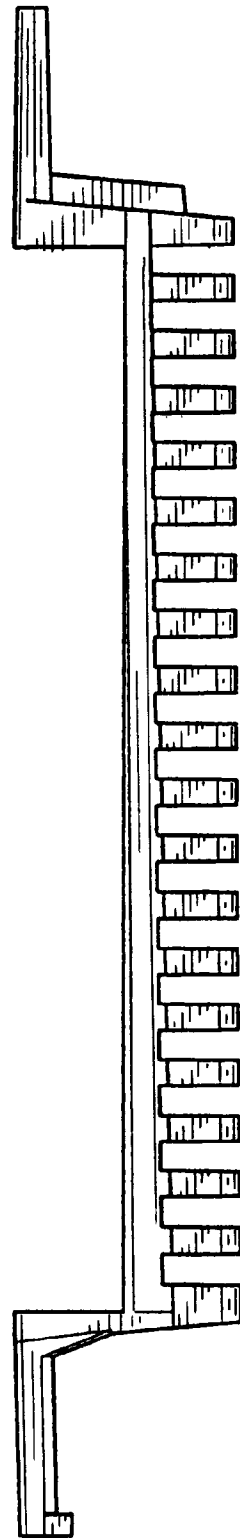


FIG. 7