

(12) **United States Design Patent** (10) **Patent No.:** **US D779,240 S**  
**Tio et al.** (45) **Date of Patent:** **\*\* Feb. 21, 2017**

(54) **DISPLAY STRUCTURE** 6,357,609 B1 \* 3/2002 Van Noord ..... A47B 45/00  
 108/65  
 (71) Applicant: **Apple Inc.**, Cupertino, CA (US) D468,134 S \* 1/2003 Oikawa ..... D6/682.2  
 D591,531 S \* 5/2009 Sparkowski ..... D6/702  
 (72) Inventors: **Federico F. Tio**, Santa Cruz, CA (US); D632,903 S \* 2/2011 Paul ..... D6/675.3  
**Frank Craig Thaler**, Santa Cruz, CA (US);  
**Kevin Fenton Smeds**, San Francisco, CA (US); **Chahe Demian**,  
 Cupertino, CA (US); **Wesley Bryan Hamm**, San Francisco, CA (US) D642,390 S \* 8/2011 West ..... D6/332  
 D649,192 S \* 11/2011 Beukema ..... D19/75  
 D657,978 S \* 4/2012 Hamm ..... D6/661  
 D661,124 S \* 6/2012 Curbbun ..... D20/10  
 D671,535 S \* 11/2012 Terashima ..... D14/307  
 D676,430 S \* 2/2013 Blaser ..... D14/239  
 D679,521 S \* 4/2013 Hamm ..... D6/672  
 D682,581 S \* 5/2013 Kikkert ..... D6/674  
 D684,792 S \* 6/2013 Kikkert ..... D6/674  
 (\*\*) Term: **15 Years** (Continued)

(21) Appl. No.: **29/542,686**  
 (22) Filed: **Oct. 16, 2015**

*Primary Examiner* — Kelley Donnelly  
 (74) *Attorney, Agent, or Firm* — Sterne, Kessler,  
 Goldstein & Fox P.L.L.C.

**Related U.S. Application Data**

(63) Continuation of application No. 29/521,227, filed on Mar. 20, 2015, now Pat. No. Des. 741,091, which is a continuation of application No. 29/469,978, filed on Oct. 16, 2013, now Pat. No. Des. 725,947.

(51) **LOC (10) Cl.** ..... **06-06**  
 (52) **U.S. Cl.**  
 USPC ..... **D6/675**

(58) **Field of Classification Search**  
 USPC ..... D6/672–673, 675–675.1; 211/42, 44–45,  
 211/48, 50, 90.01, 133.1; 312/7.2, 9.1,  
 312/107–109, 117–119, 278–279; 108/59,  
 108/108, 161  
 CPC .... A47F 5/0018; A47F 5/0081; A47F 5/0043;  
 A47B 96/00  
 See application file for complete search history.

(56) **References Cited**

**U.S. PATENT DOCUMENTS**

D321,100 S \* 10/1991 Dorrell ..... D6/683.1  
 5,890,607 A \* 4/1999 Maglione ..... A47F 5/105  
 108/108

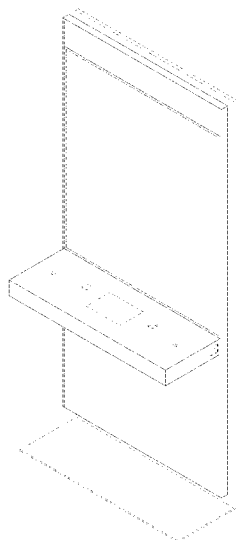
(57) **CLAIM**

The ornamental design for a display structure, as shown and described.

**DESCRIPTION**

FIG. 1 is a top front perspective view of a display structure showing our new design;  
 FIG. 2 is a front view thereof;  
 FIG. 3 is a rear view thereof;  
 FIG. 4 is a right side view thereof;  
 FIG. 5 is a left side view thereof;  
 FIG. 6 is a top view thereof;  
 FIG. 7 is a bottom view thereof; and,  
 FIG. 8 is a top front perspective reference view thereof showing broken-line environmental items in use with the display structure.  
 The dashed broken lines in the figures show portions of the display structure that form no part of the claimed design.  
 The dot-dash broken lines in the figures show boundaries that form no part of the claimed design.

**1 Claim, 6 Drawing Sheets**



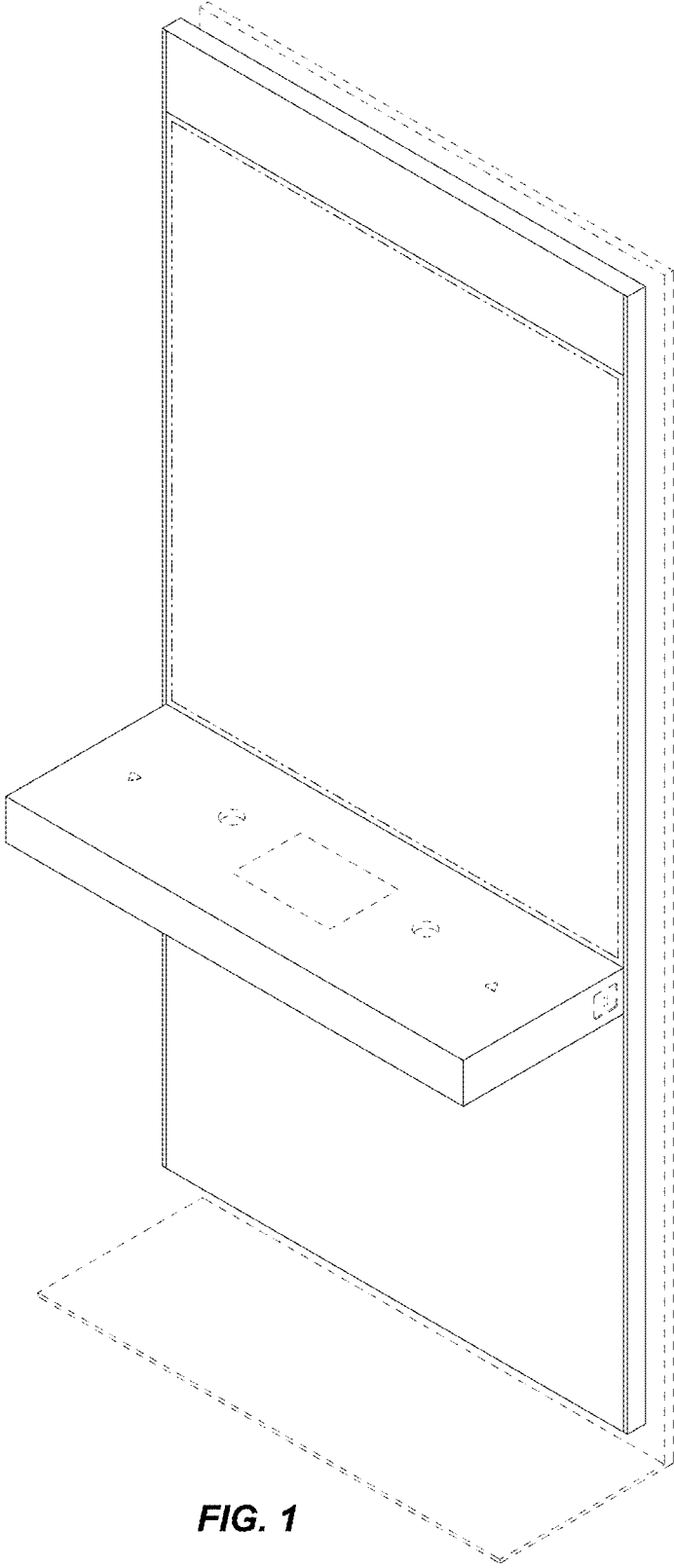
(56)

**References Cited**


U.S. PATENT DOCUMENTS

D693,156	S	*	11/2013	Hamm	.....	D6/672
8,602,227	B1	*	12/2013	McDonald	.....	A47F 5/0853
						211/193
D722,794	S	*	2/2015	Luong	.....	D20/19
D734,965	S	*	7/2015	Tio	.....	D6/675
D741,091	S	*	10/2015	Tio	.....	D6/675
D742,455	S	*	11/2015	Denby	.....	D20/19
D767,922	S	*	10/2016	Jussila	.....	D6/672
D770,203	S	*	11/2016	Thaler	.....	D6/673

\* cited by examiner



**FIG. 1**



**FIG. 2**

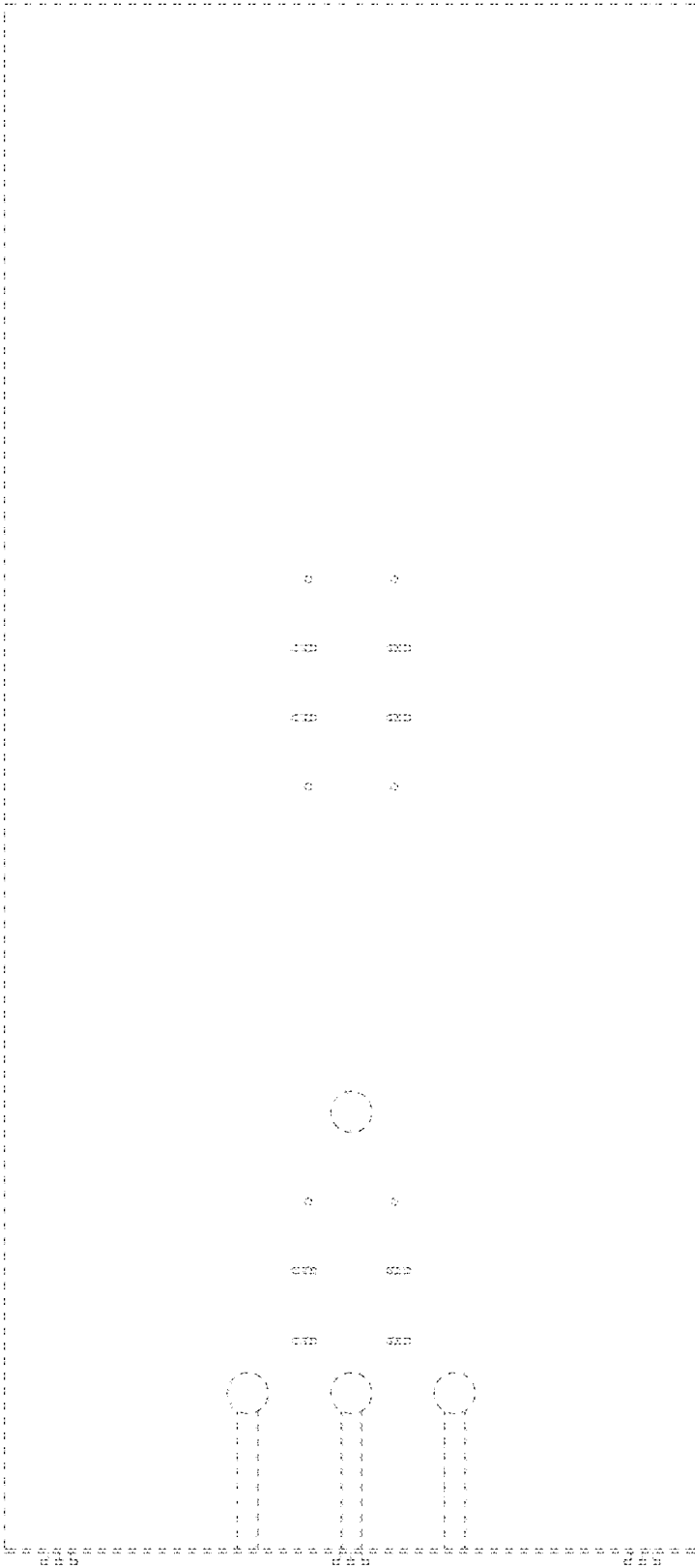


FIG. 3

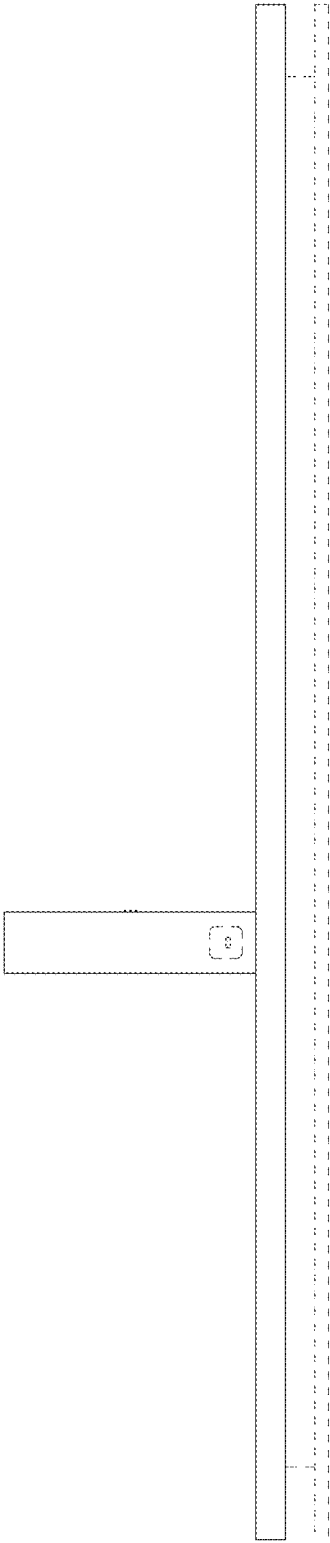


FIG. 4




FIG. 5

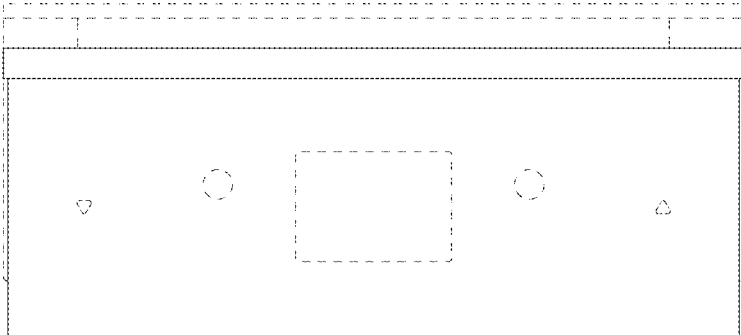


FIG. 6

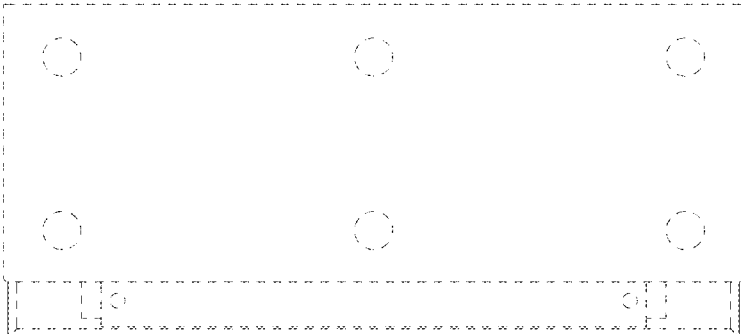


FIG. 7

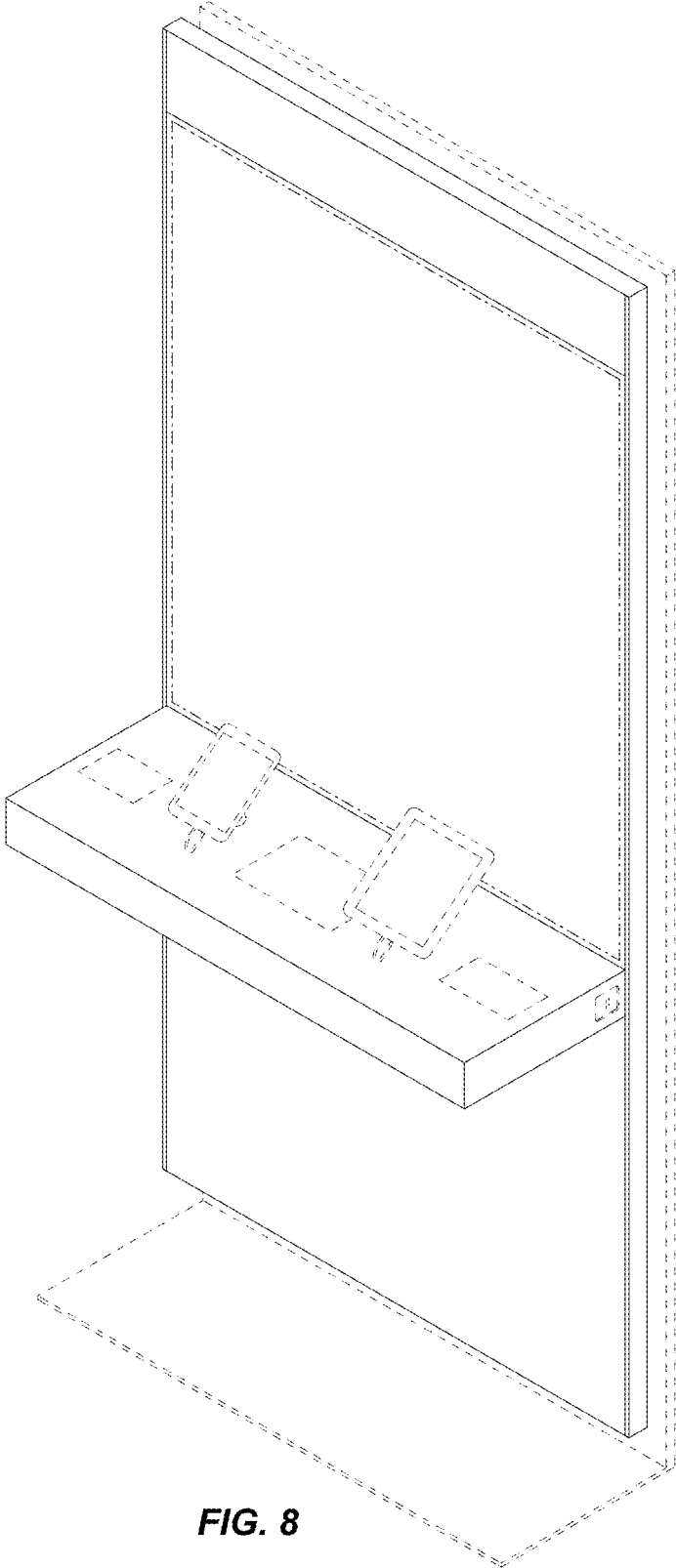


FIG. 8