



US00D401043S

United States Patent [19]
Truelsen

[11] **Patent Number: Des. 401,043**
[45] **Date of Patent: **Nov. 17, 1998**

[54] **SHOE SOLE**
[75] Inventor: **Ejnar Truelsen**, Tonder, Denmark
[73] Assignee: **A/S Eccolet Sko**, Bredebro, Denmark
[**] Term: **14 Years**

D. 281,641 12/1985 Shiki D2/955
D. 295,459 5/1988 Zuidema et al. D2/960
D. 296,724 7/1988 Peterson D2/957
D. 305,382 1/1990 Kiyosawa D2/954
4,653,206 3/1987 Tamel 36/126
5,313,718 5/1994 McMahon et al. 36/128

[21] Appl. No.: **82,074**
[22] Filed: **Jan. 14, 1998**

Primary Examiner—Celia Murphy
Attorney, Agent, or Firm—St. Onge Steward Johnston & Reens

[30] **Foreign Application Priority Data**
Jul. 14, 1997 [DK] Denmark 0709 1997

[57] **CLAIM**
The ornamental design for a shoe sole, as shown and described.

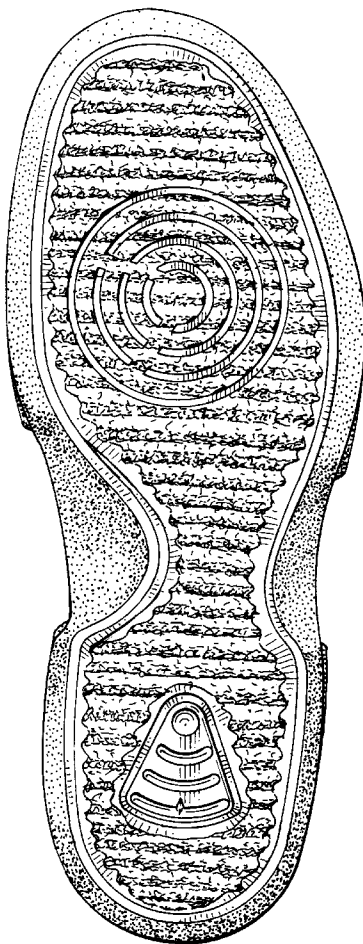
[51] **LOC (6) Cl.** **02-04**
[52] **U.S. Cl.** **D2/955; D2/960**
[58] **Field of Search** D2/897, 902, 906,
D2/908, 914, 916, 919, 946-962, 964;
36/44, 85, 101, 103, 104, 106, 113-115,
124, 126, 127-130, 3 B, 11.5, 12-15, 22 R,
25 R, 30 R, 32 R, 32 A, 33, 172

DESCRIPTION

FIG. 1 is a bottom right perspective view of a shoe sole showing my new design;
FIG. 2 is a bottom plan view thereof;
FIG. 3 is a right side elevational view thereof;
FIG. 4 is a left side elevational view thereof;
FIG. 5 is a front elevational view thereof; and,
FIG. 6 is a rear elevational view thereof.
The broken line drawing of a shoe upper in FIGS. 3-6 is for illustrative purposes only and forms no part of the claimed design.

[56] **References Cited**
U.S. PATENT DOCUMENTS
D. 39,747 1/1909 McKenna D2/955
D. 259,595 6/1981 Famolare, Jr. D2/955
D. 275,148 8/1984 Kilgore D2/955

1 Claim, 5 Drawing Sheets



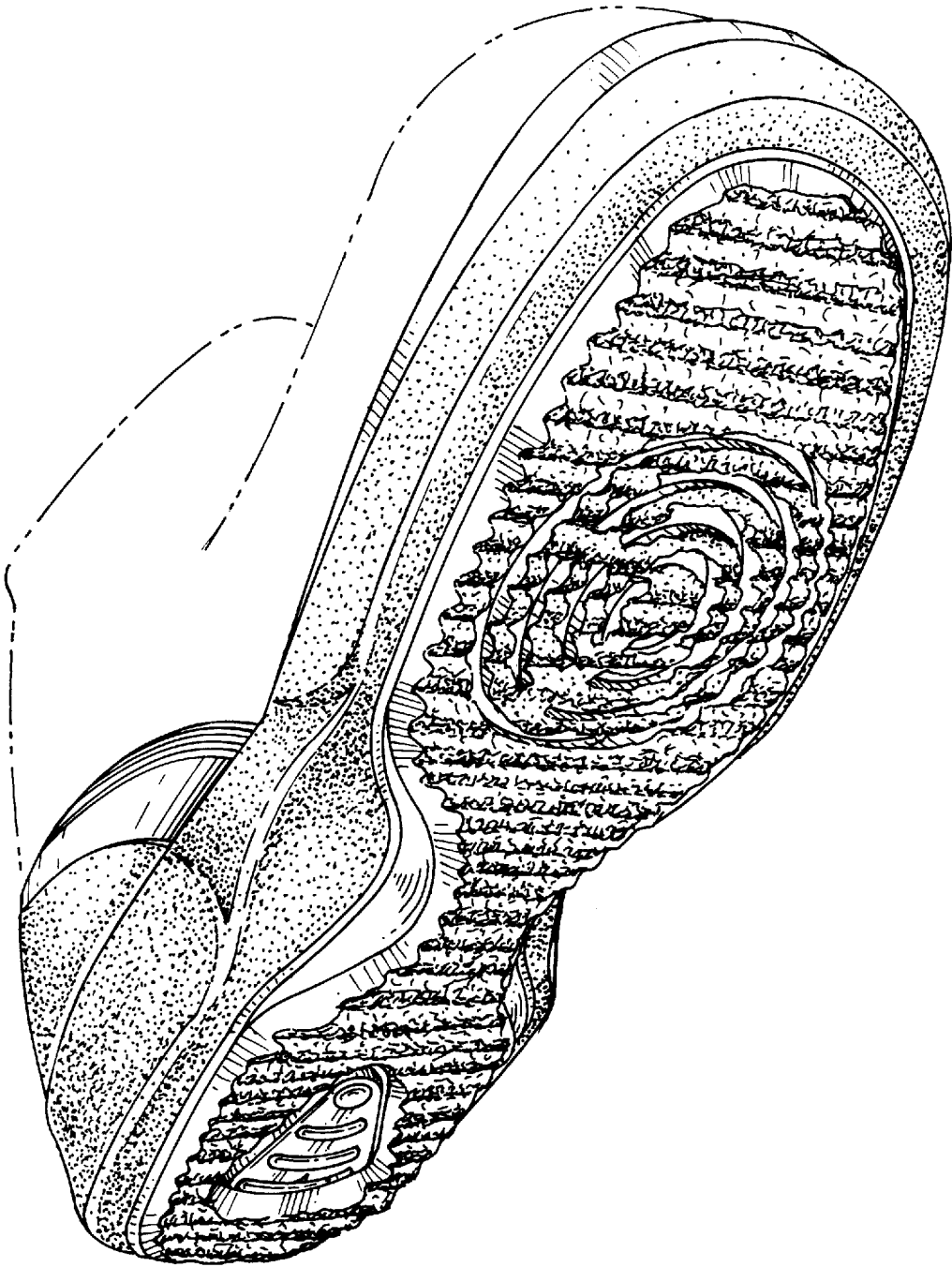


FIG. 1

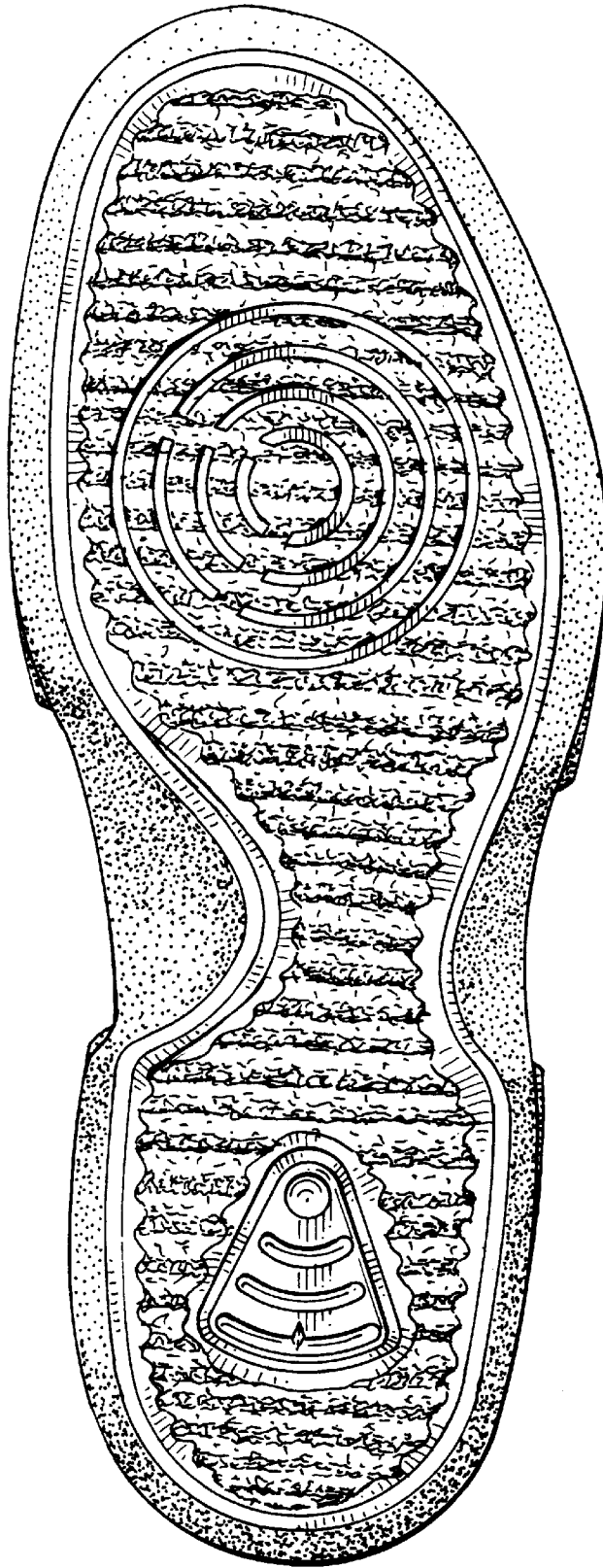


FIG. 2

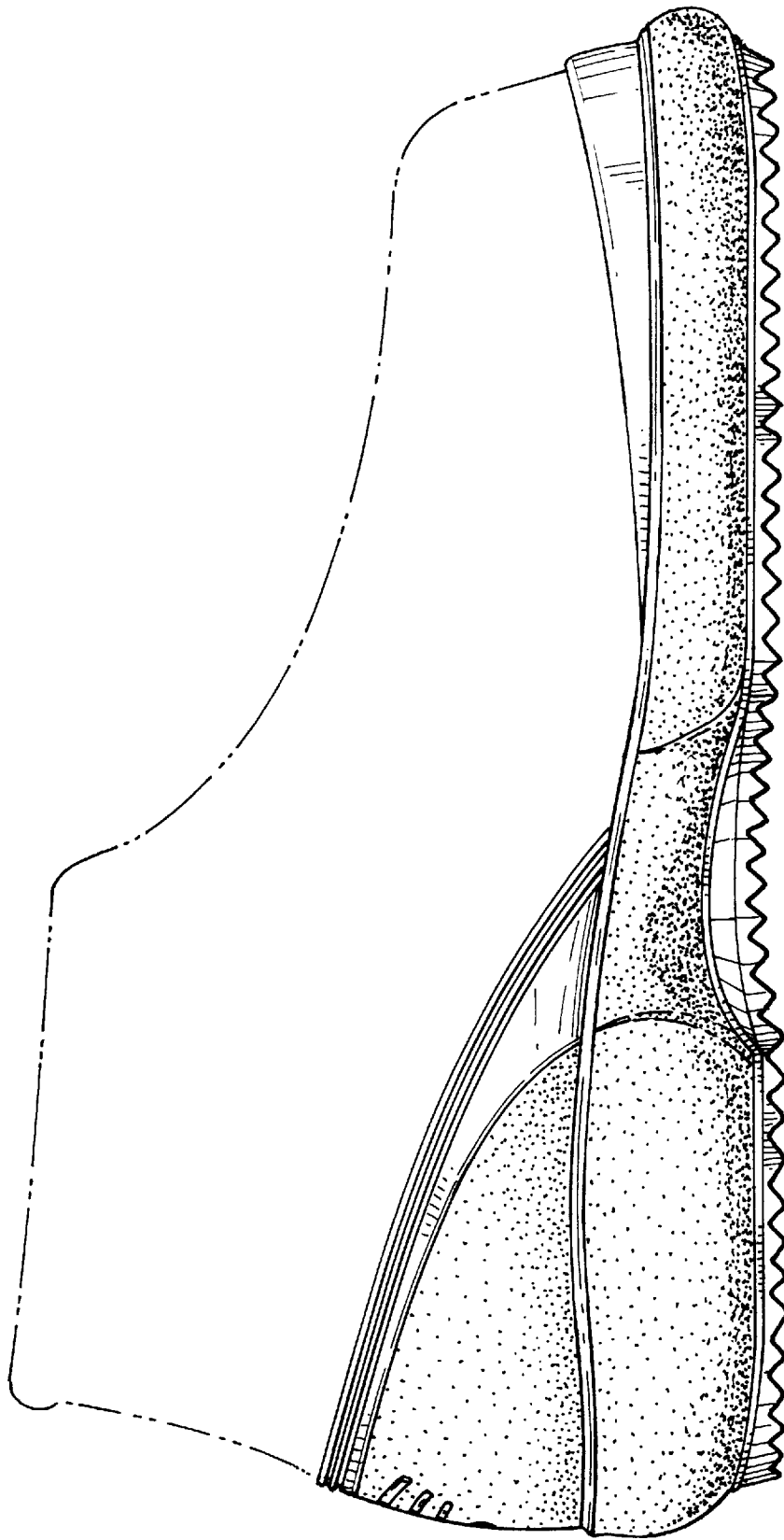


FIG. 3

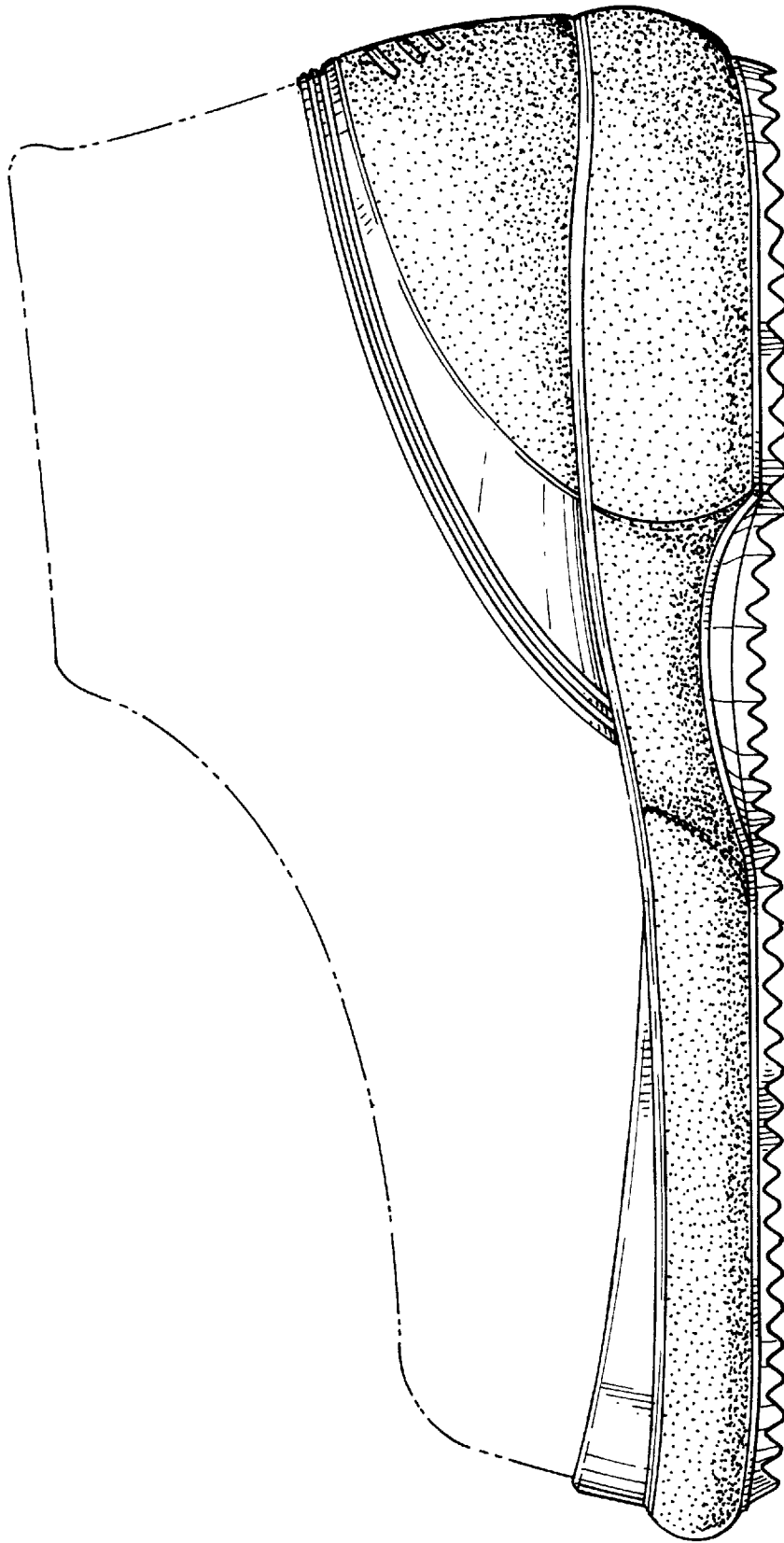


FIG. 4

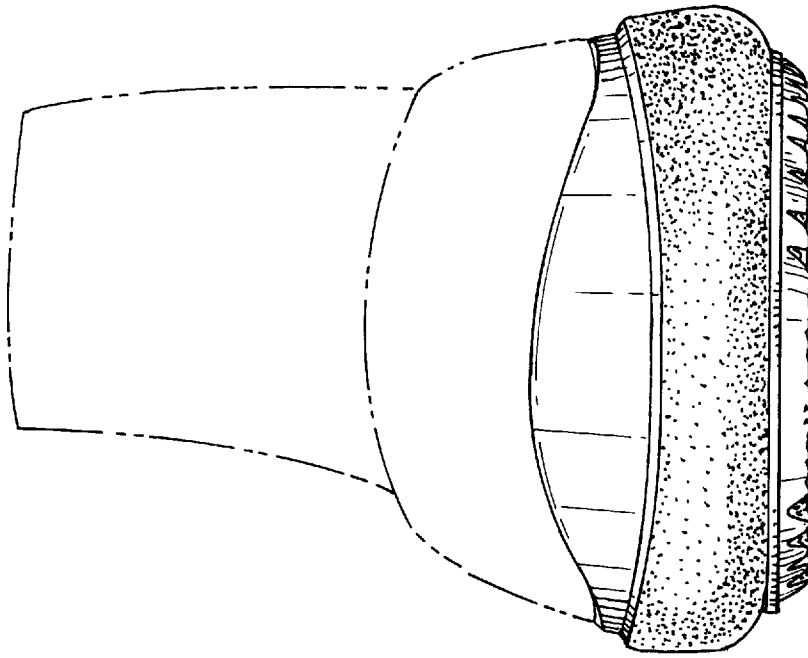


FIG. 5

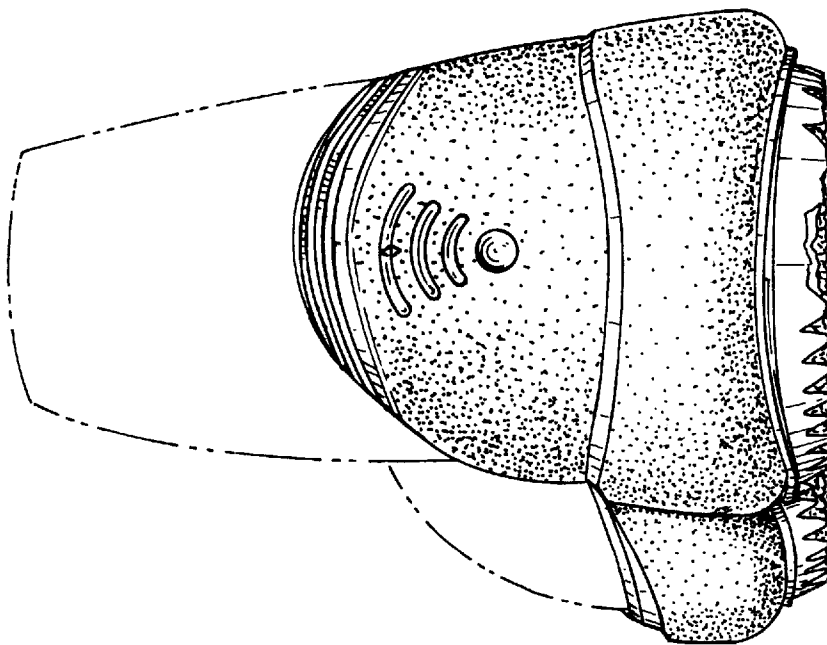


FIG. 6