



US0D1030355S

(12) **United States Design Patent**
Zheng

(10) **Patent No.:** **US D1,030,355 S**

(45) **Date of Patent:** **** *Jun. 11, 2024**

- (54) **SKI STORAGE RACK**
- (71) Applicant: **Shenzhen Maining Innovation Technology Co., Ltd.,** Shenzhen (CN)
- (72) Inventor: **Qinze Zheng,** Shenzhen (CN)
- (73) Assignee: **Shenzhen Maining Innovation Technology Co., Ltd.,** Shenzhen (CN)
- (*) Notice: This patent is subject to a terminal disclaimer.
- (**) Term: **15 Years**
- (21) Appl. No.: **29/900,474**
- (22) Filed: **Aug. 21, 2023**

- 1,589,616 A * 6/1926 Alford A47L 13/512
248/113
- 1,609,666 A * 12/1926 Settevig A47L 13/512
248/113
- 1,798,028 A * 3/1931 Nachtigal A47L 13/512
248/113
- 2,370,876 A * 3/1945 Richardson A63D 15/10
248/113
- 2,869,209 A * 1/1959 Kautzky A63C 11/028
248/113
- D239,903 S * 5/1976 Donaldson D6/552
- D245,741 S * 9/1977 Putt D6/552
- 4,134,499 A * 1/1979 Joswig B25H 3/04
248/316.3
- D267,095 S * 11/1982 Cook D15/138
- D270,880 S * 10/1983 Poland D6/552

(Continued)

Primary Examiner — Nathan M Johnston

(30) **Foreign Application Priority Data**

Aug. 4, 2023 (CN) 202330493776.1

(51) **LOC (14) Cl.** **08-08**

(52) **U.S. Cl.**
USPC **D6/552**

(58) **Field of Classification Search**
USPC D3/201, 261, 294; D6/552, 553;
D8/367, 373; D15/140; D21/698, 760,
D21/766, 771, 775, 776, 793, 796
CPC ... A63C 11/02; A63C 11/028; Y10T 24/3439;
A47B 81/005
See application file for complete search history.

(56) **References Cited**

U.S. PATENT DOCUMENTS

- 1,139,595 A * 5/1915 Starr G09F 3/0323
403/368
- 1,306,585 A * 6/1919 Droege A47L 13/512
248/113
- 1,563,817 A * 12/1925 Wright A47L 13/512
248/113

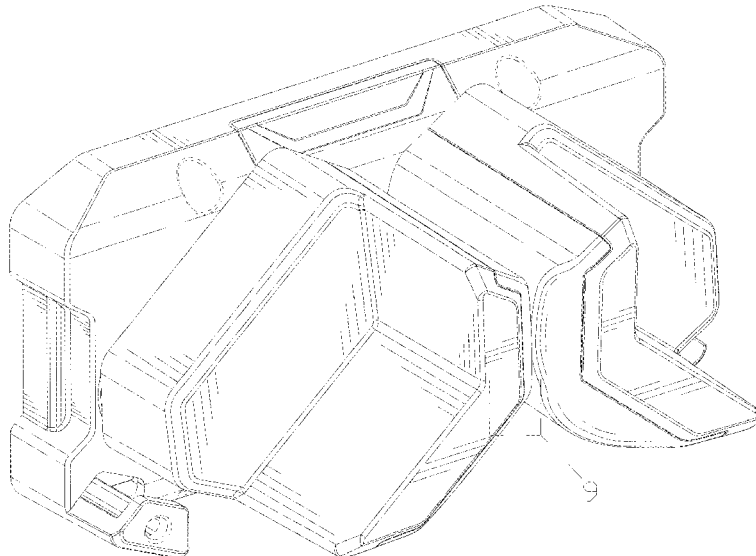
(57) **CLAIM**

The ornamental design for a ski storage rack, as shown and described.

DESCRIPTION

FIG. 1 is a front perspective view of a ski storage rack, showing my new design;
 FIG. 2 is a rear perspective view thereof;
 FIG. 3 is a front view thereof;
 FIG. 4 is a rear view thereof;
 FIG. 5 is a left side view thereof;
 FIG. 6 is a right side view thereof;
 FIG. 7 is a top view thereof;
 FIG. 8 is a bottom view thereof; and,
 FIG. 9 is an enlarged detail view of area 9 in FIG. 1.
 The broken lines in the drawings illustrate the portions of the ski storage rack, which form no part of the claimed design. The dot-dot-dash broken lines encircling the enlarged views are for annotative purposes only and form no part of the claim thereof.

1 Claim, 9 Drawing Sheets



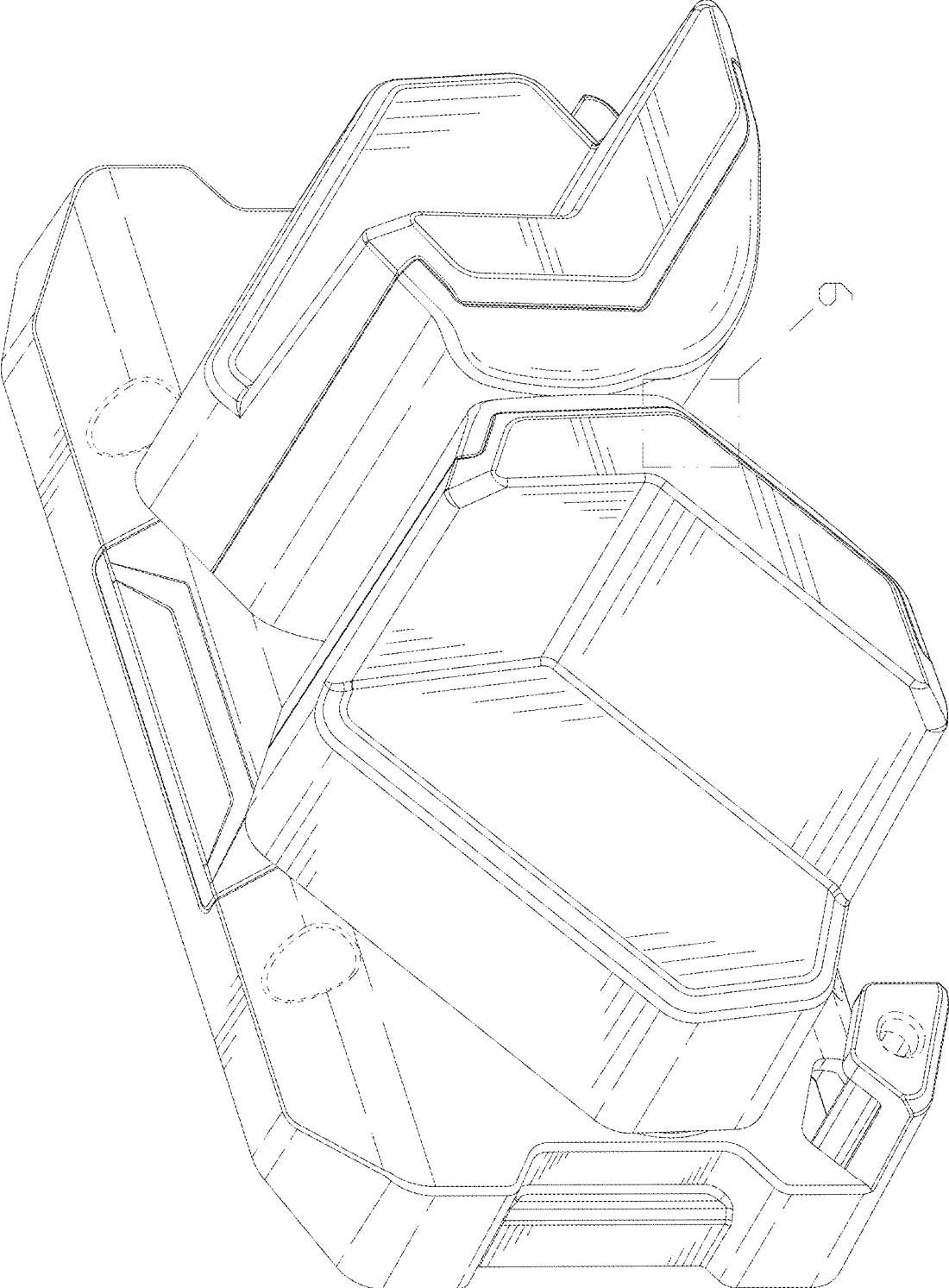
(56)

References Cited

U.S. PATENT DOCUMENTS

4,798,298 A * 1/1989 Ursetta A47B 81/00
D6/552
D311,128 S * 10/1990 Breveglieri D8/373
5,183,164 A * 2/1993 Heinzle A63C 11/028
211/70.5
D342,440 S * 12/1993 Forsberg D8/71
5,417,335 A * 5/1995 White A47B 81/005
D6/552
6,105,915 A * 8/2000 Naman A47L 13/512
248/113
6,273,272 B1 * 8/2001 Hake A63C 11/028
D6/552
D455,066 S * 4/2002 Kolinen D14/240
6,474,612 B2 * 11/2002 Ross, Jr. A63D 15/10
248/316.2
7,503,459 B2 * 3/2009 Grayson A47B 81/005
211/70.8
D603,248 S * 11/2009 Bar-Erez D8/373
D659,520 S * 5/2012 Stock D8/373
D929,931 S 9/2021 Wang
D968,844 S * 11/2022 Jenson D6/552

* cited by examiner



9

FIG. 1

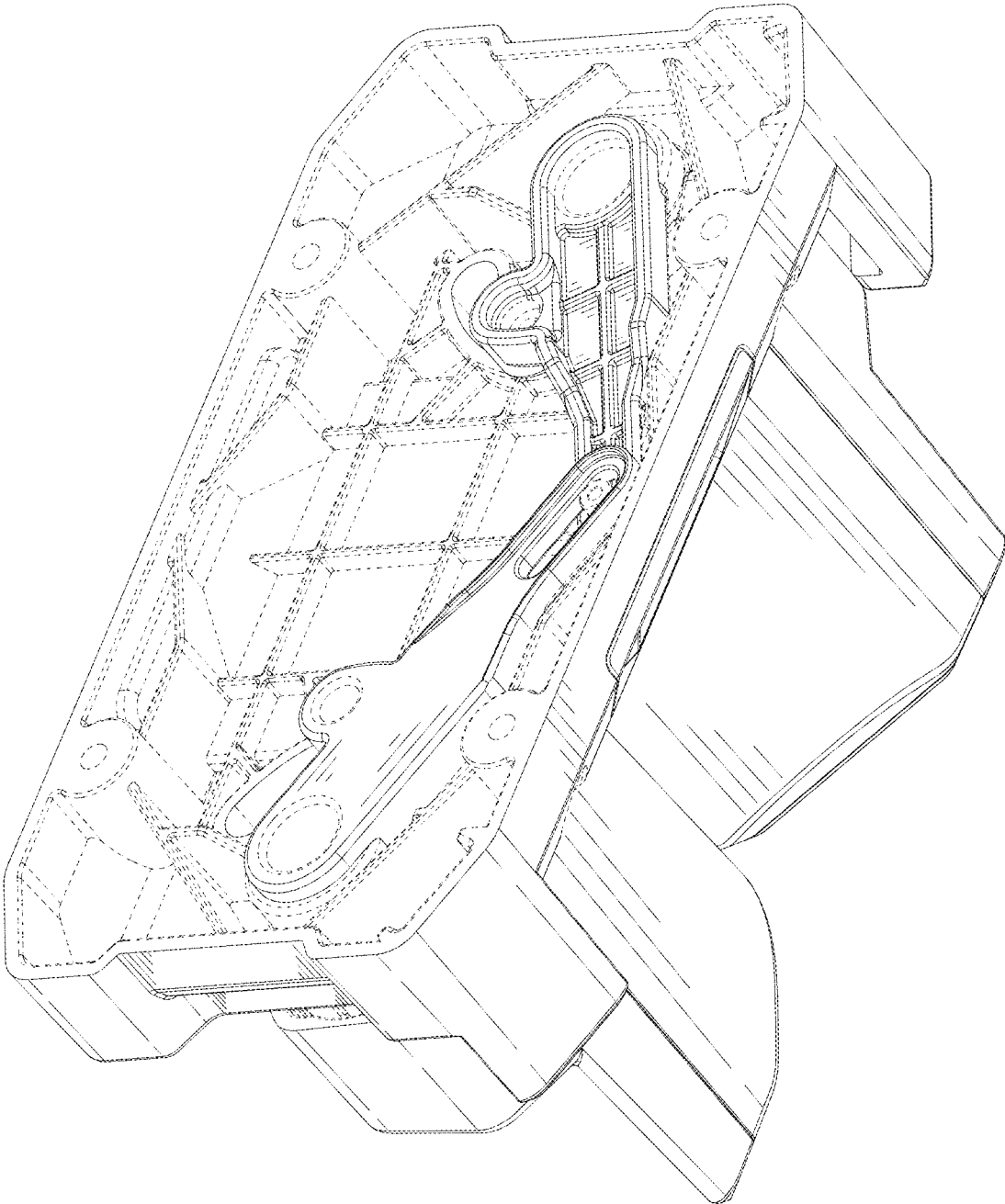


FIG. 2




FIG. 3

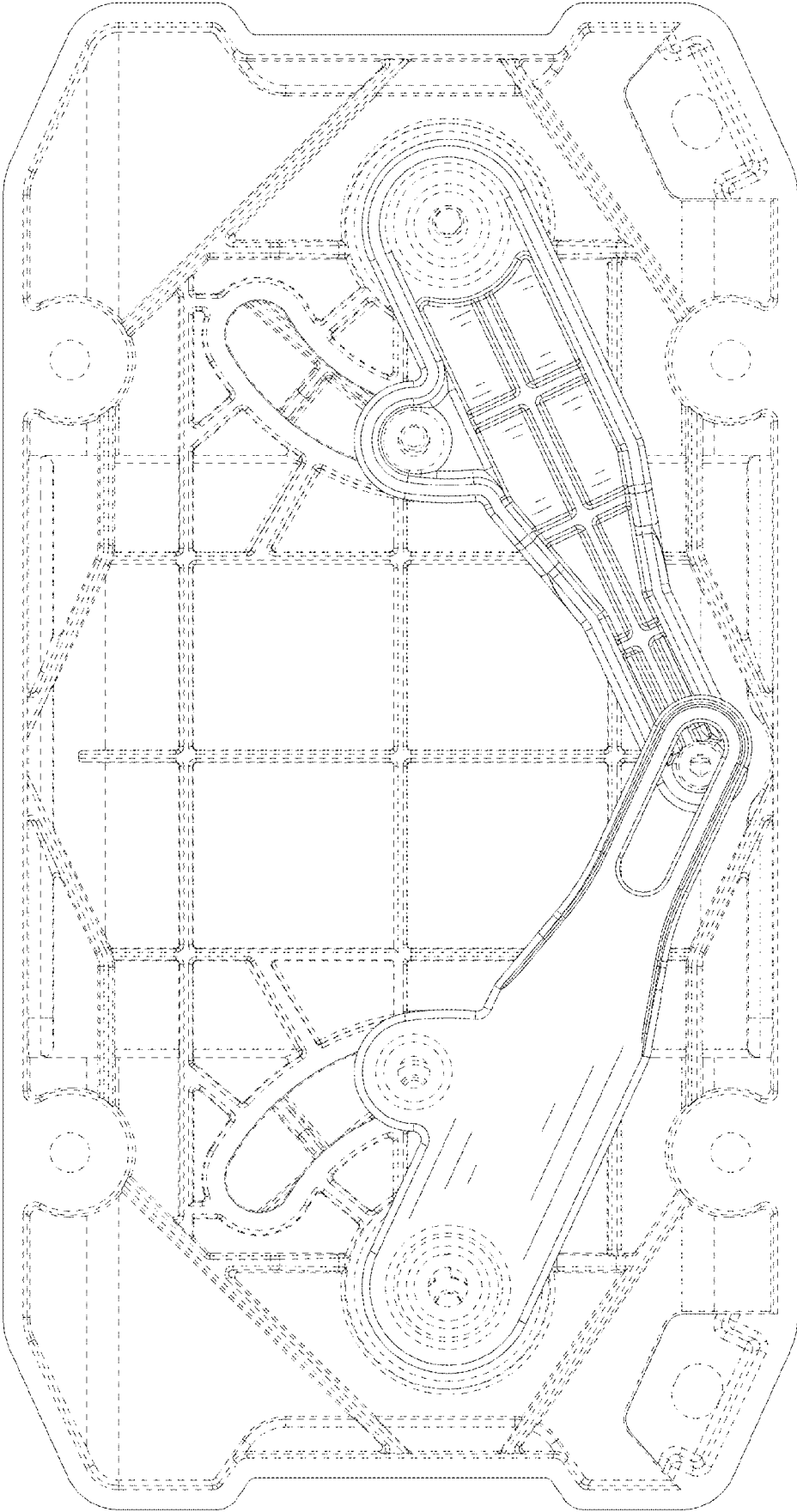


FIG. 4




FIG. 5

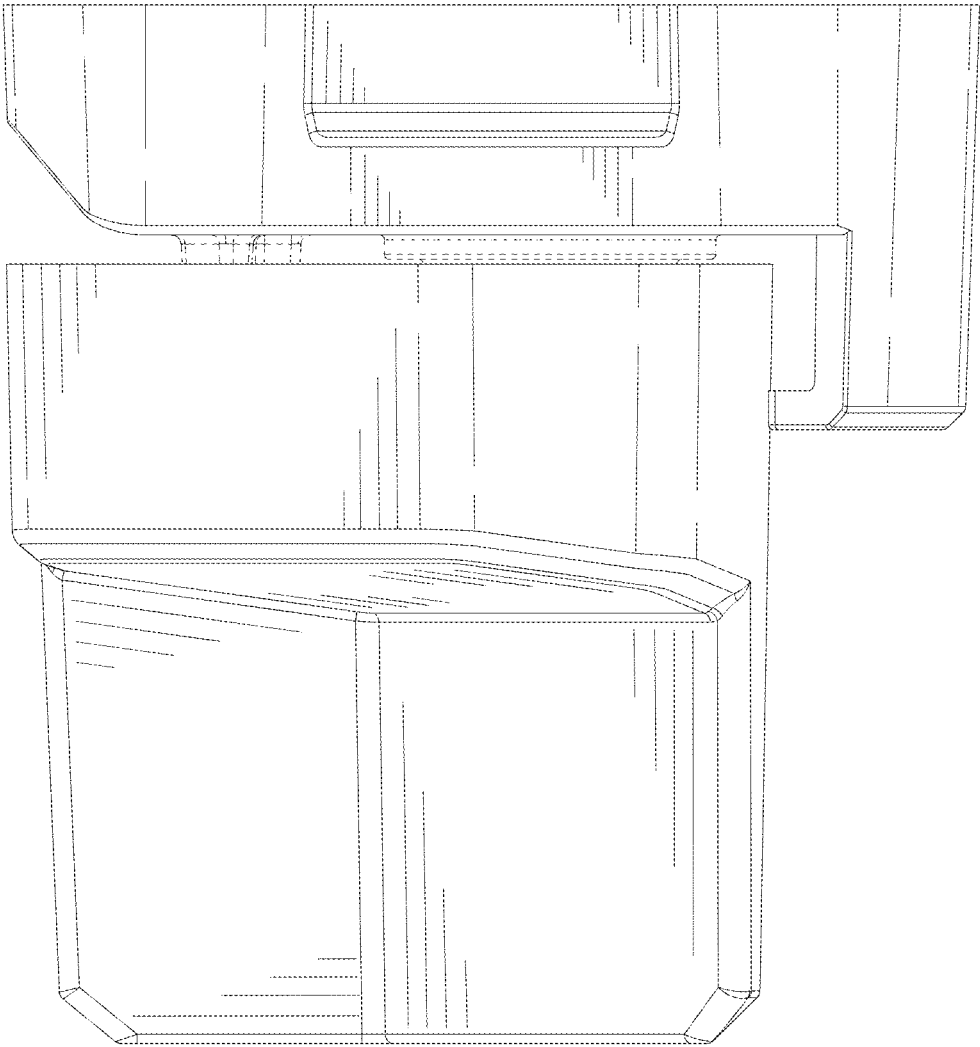


FIG. 6

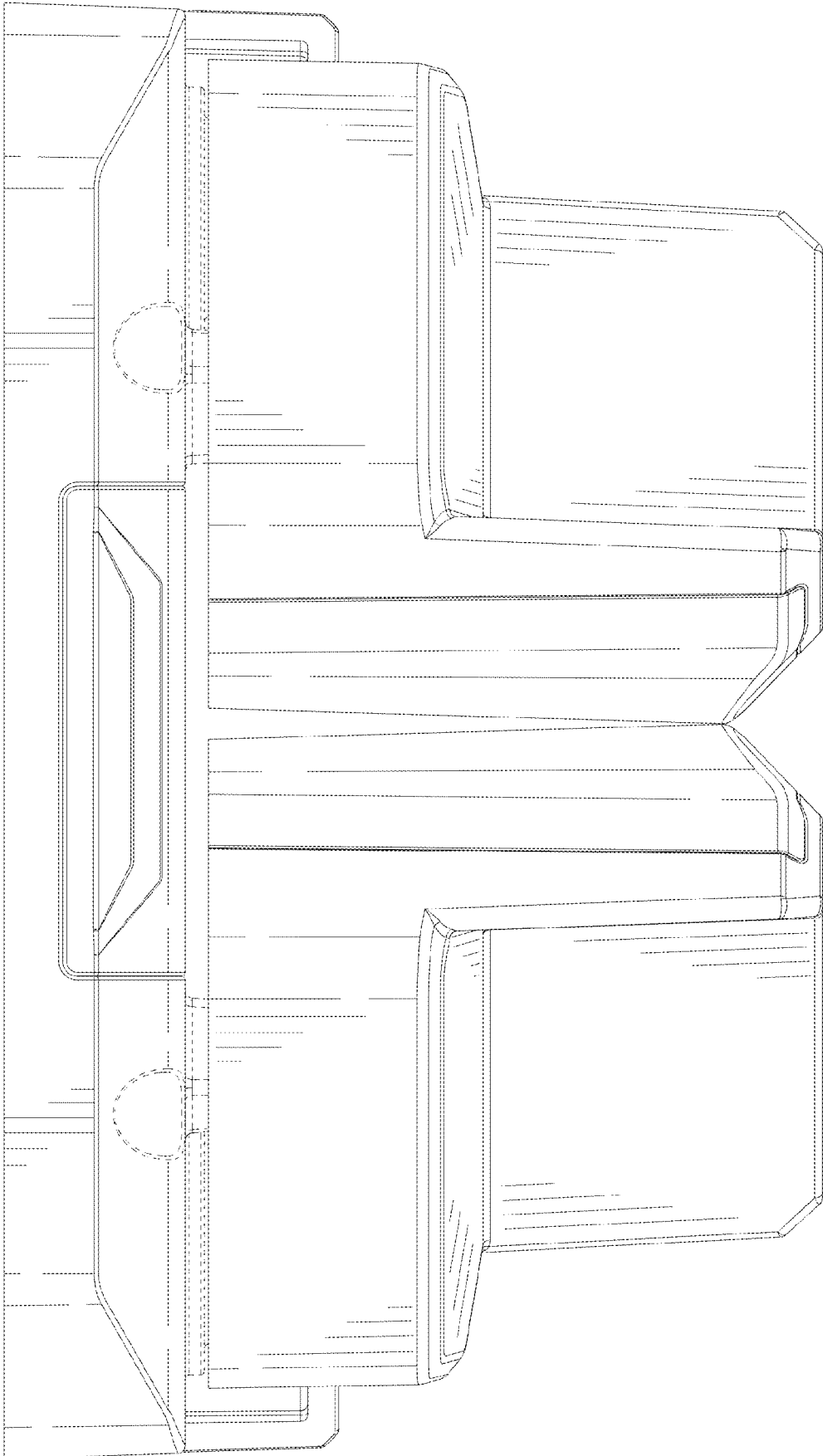


FIG. 7

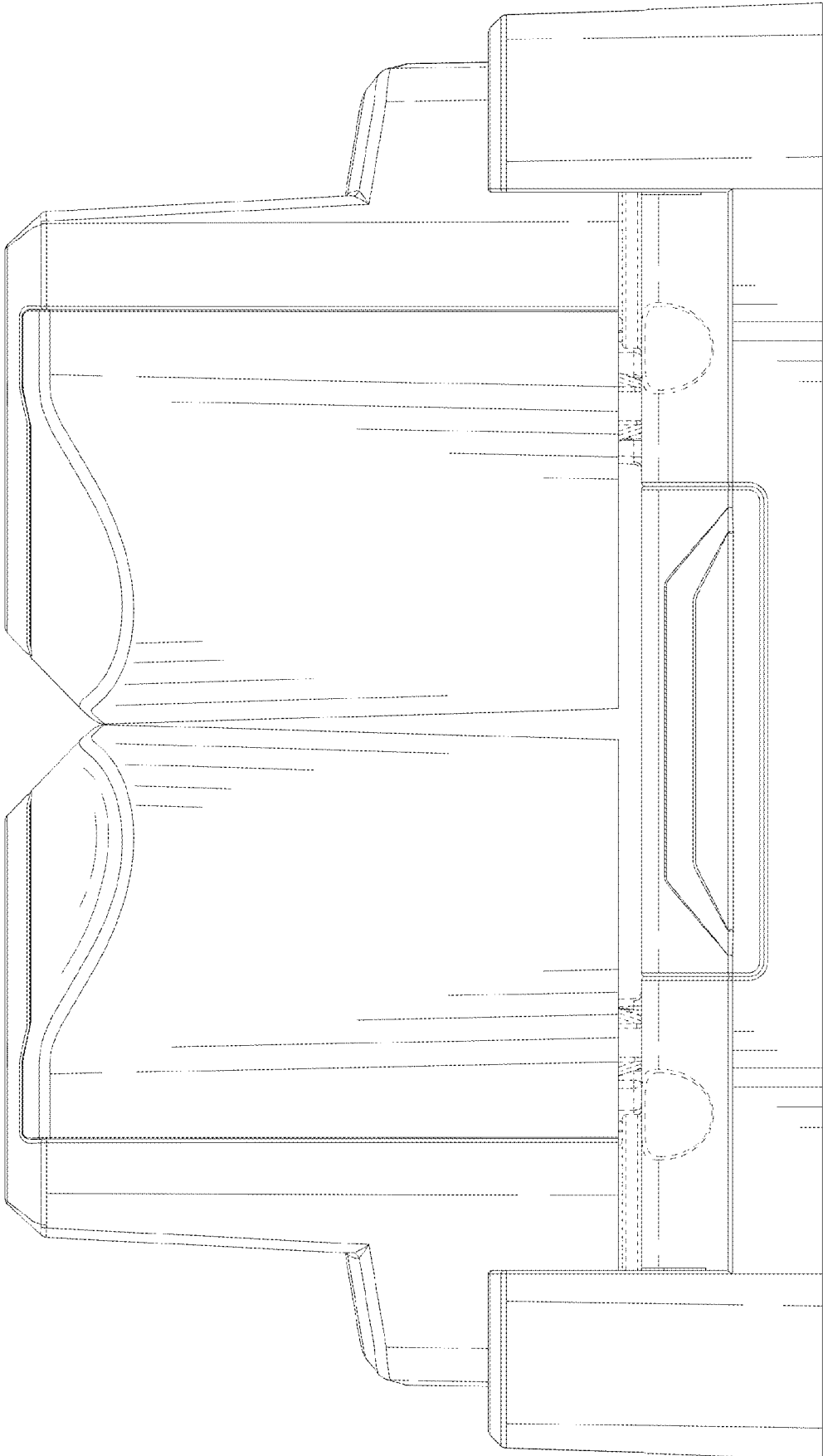


FIG. 8




FIG. 9