



US00D605945S

(12) **United States Design Patent**
Macaulay et al.

(10) **Patent No.:** **US D605,945 S**

(45) **Date of Patent:** **** Dec. 15, 2009**

(54) **BOTTLE**

(75) Inventors: **Frank Delmar Macaulay**, Cincinnati, OH (US); **Jason C. Campbell**, Chicago, IL (US); **Erica Heidi Hollmann**, Kenosha, WI (US); **Karl A. Bakker**, Chicago, IL (US)

(73) Assignee: **The Procter & Gamble Company**, Cincinnati, OH (US)

(**) Term: **14 Years**

(21) Appl. No.: **29/305,675**

(22) Filed: **Mar. 26, 2008**

(51) **LOC (9) Cl.** **09-01**

(52) **U.S. Cl.** **D9/530; D9/529**

(58) **Field of Classification Search** D9/434,
D9/435, 447, 449, 516, 522, 529, 530, 537,
D9/539, 540, 542, 543, 545, 549, 550, 572-575;
215/382-384; 220/660, 662, 669, 675

See application file for complete search history.

(56) **References Cited**

U.S. PATENT DOCUMENTS

D153,194 S	3/1949	Wiedhope	
D333,268 S *	2/1993	Arlinghaus et al.	D9/538
D357,414 S *	4/1995	Kornick et al.	D9/776
D397,518 S	8/1998	Kudo	
D415,031 S *	10/1999	Mahlmann	D9/520
D459,996 S *	7/2002	Kuzma et al.	D9/549
D509,114 S	9/2005	McGuyer	
D519,383 S	4/2006	Stolle	
D528,005 S *	9/2006	Bakic	D9/529
D529,810 S	10/2006	Davies et al.	
D551,555 S *	9/2007	Escobosa et al.	D9/529

D576,494 S *	9/2008	Bakic	D9/529
D579,720 S *	11/2008	Rohe	D7/510

* cited by examiner

Primary Examiner—Stella M Reid

Assistant Examiner—Keli L Hill

(74) *Attorney, Agent, or Firm*—Kelly L. McDow

(57) **CLAIM**

The ornamental design for a bottle, as shown and described.

DESCRIPTION

FIG. 1 is a perspective view of a bottle embodying our new design;

FIG. 2 is a front view thereof;

FIG. 3 is a rear view thereof;

FIG. 4 is a left side view thereof;

FIG. 5 is a right side view thereof;

FIG. 6 is a top view thereof;

FIG. 7 is a bottom view thereof;

FIG. 8 is a side perspective view of a second embodiment of a bottle embodying our new design;

FIG. 9 is a front view thereof;

FIG. 10 is a rear view thereof;

FIG. 11 is a left side view thereof;

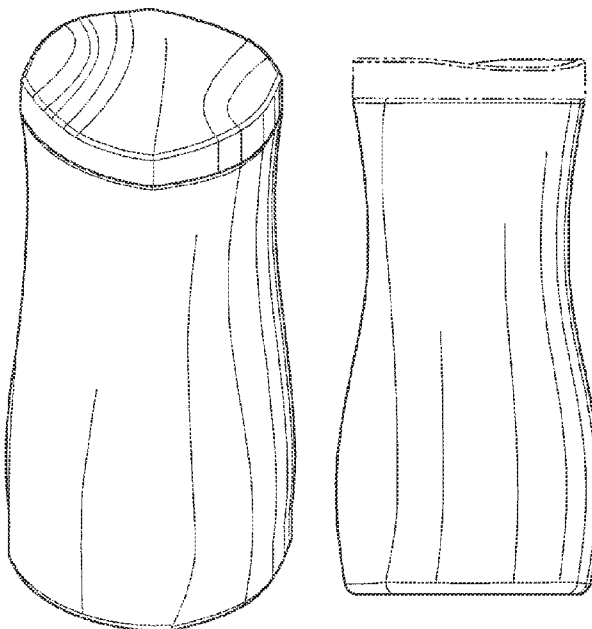
FIG. 12 is a right side view thereof;

FIG. 13 is a top view thereof; and,

FIG. 14 is a bottom view thereof.

Broken lines are included herein for illustrative purposes only and form no part of the claimed design.

1 Claim, 8 Drawing Sheets



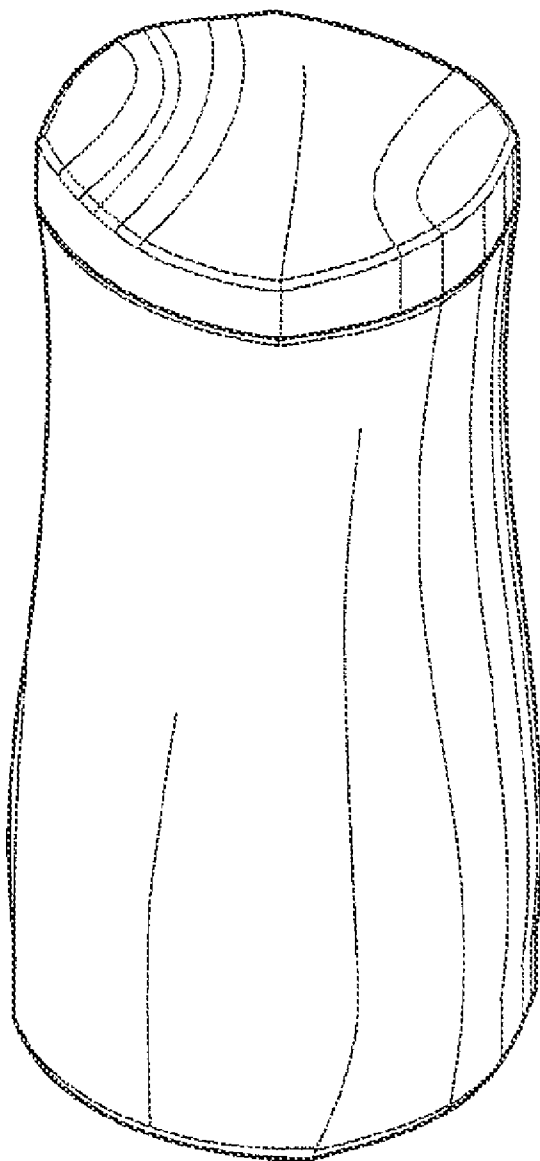


Fig. 1

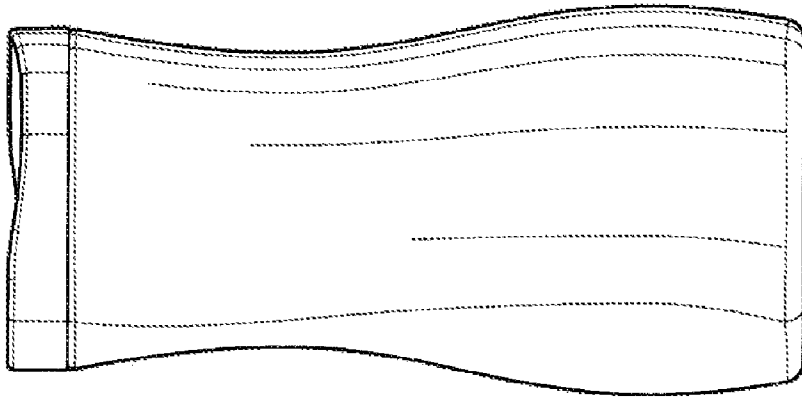


Fig. 3

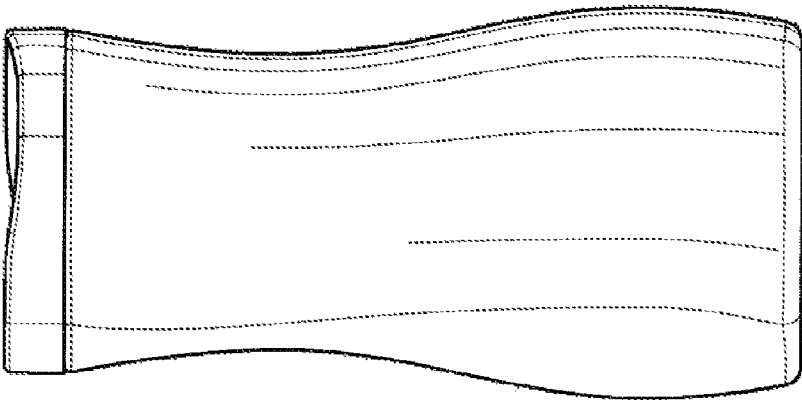


Fig. 2

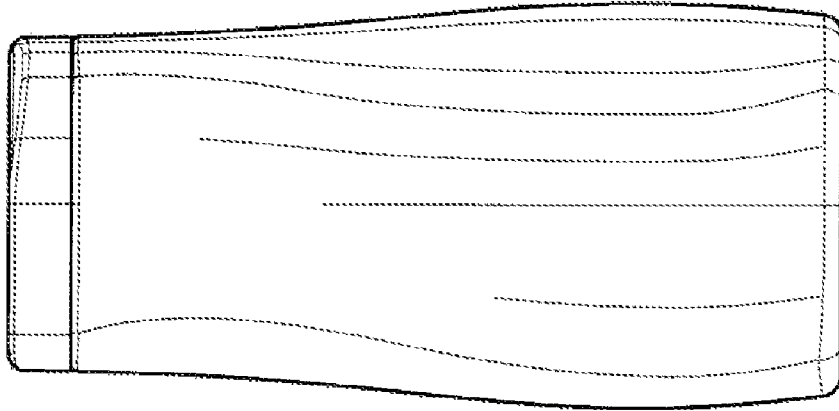


Fig. 5

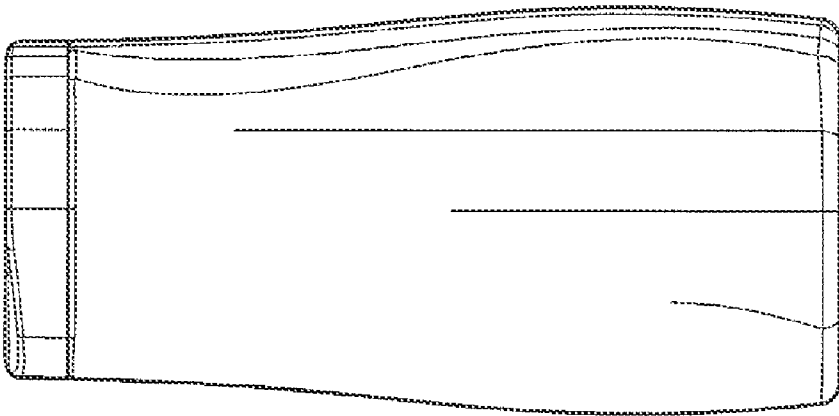


Fig. 4

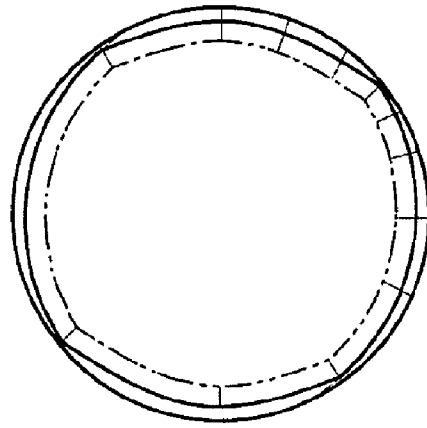


Fig. 7

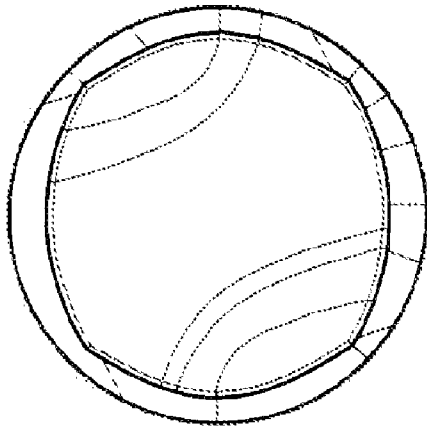


Fig. 6

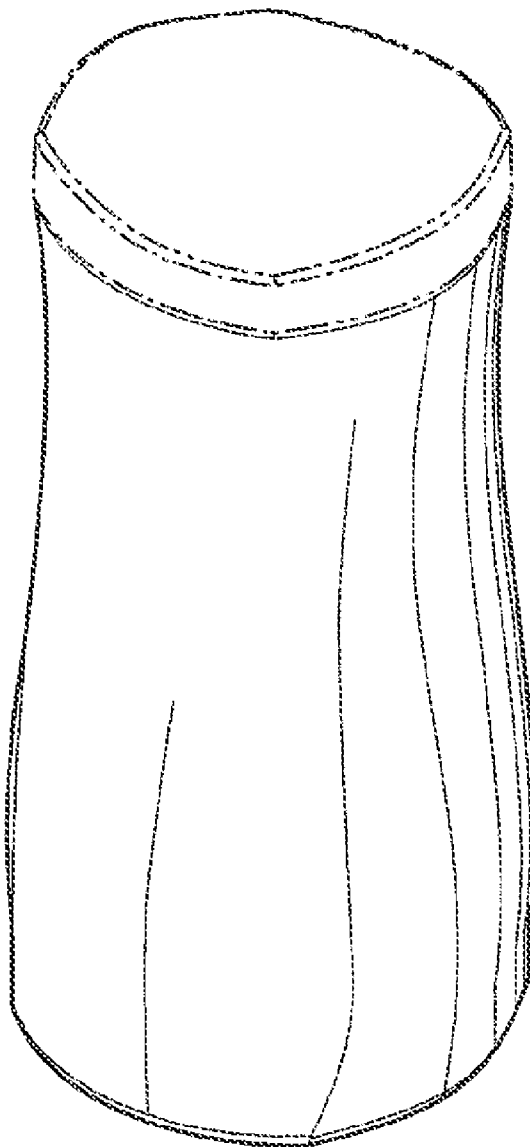


Fig. 8

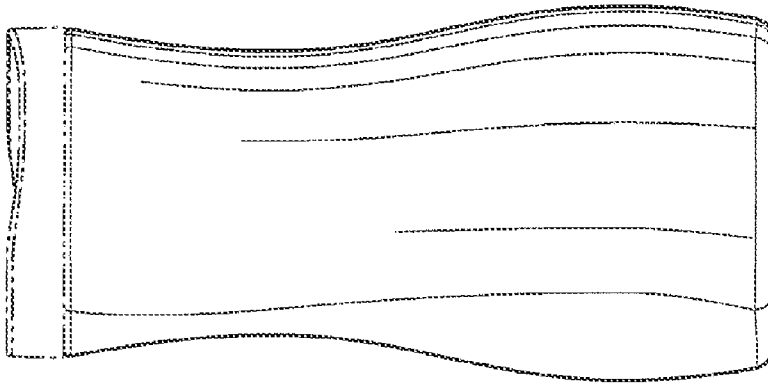


Fig. 10

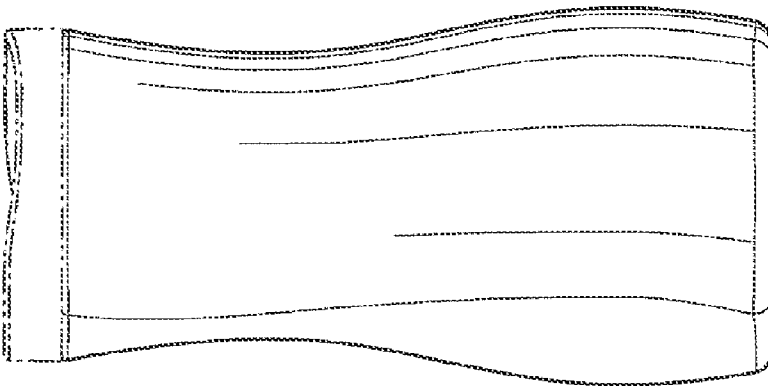


Fig. 9

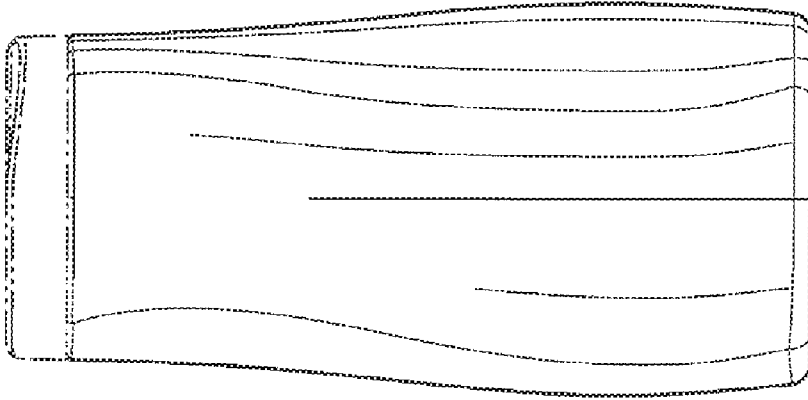


Fig. 12

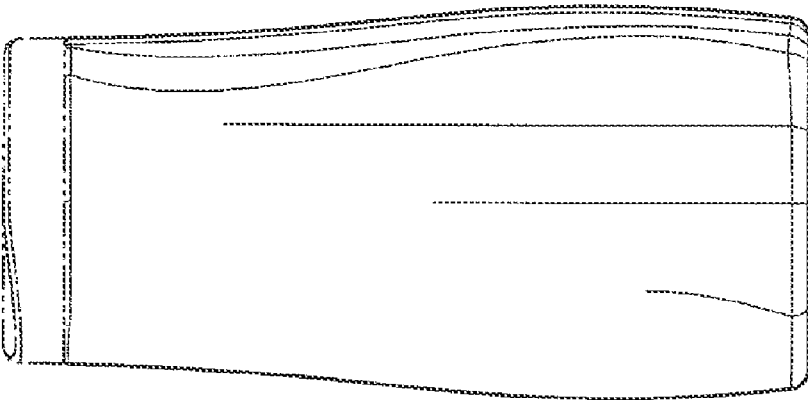


Fig. 11

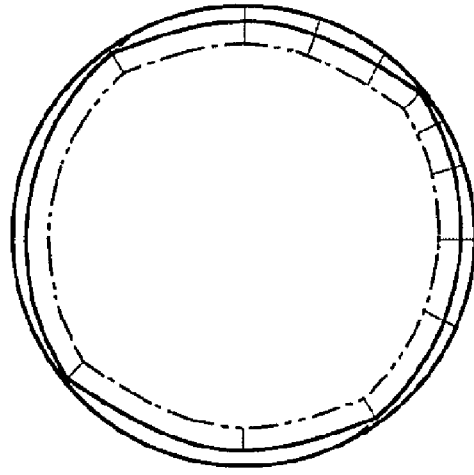


Fig. 14

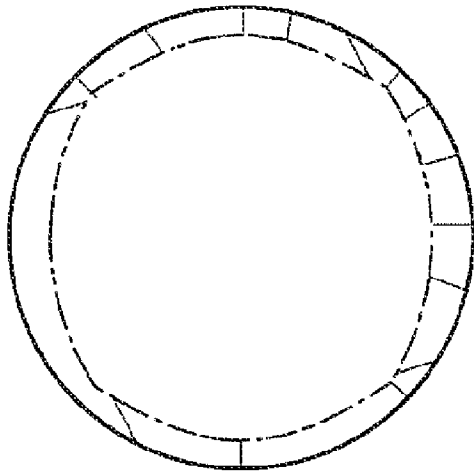


Fig. 13