



US00D431451S

United States Patent [19]
Kuo

[11] **Patent Number: Des. 431,451**
[45] **Date of Patent: ** Oct. 3, 2000**

[54] **HANGER**

Attorney, Agent, or Firm—Skjerven, Morrill, MacPherson, Franklin & Friel LLP; Alan H. MacPherson

[76] Inventor: **Kuo-Yung Kuo**, No. 1, Alley 85, Lane 816, Chung-Shan Rd., Shen-Kang Hsiang, Taichung Hsien, Taiwan

[57] **CLAIM**

The ornamental design for hanger, as shown and described.

[**] Term: **14 Years**

DESCRIPTION

[21] Appl. No.: **29/116,784**

FIG. 1 is a perspective view of hanger showing my new design;

[22] Filed: **Jan. 10, 2000**

FIG. 2 is a front elevational view thereof;

[51] **LOC (7) Cl.** **08-05**

FIG. 3 is a rear elevational view thereof;

[52] **U.S. Cl.** **D8/373; D8/367**

FIG. 4 is a left side elevational view thereof;

[58] **Field of Search** **D8/367, 363, 373, D8/372; 248/301, 304**

FIG. 5 is a right side elevational view thereof;

FIG. 6 is a top plan view thereof;

FIG. 7 is a bottom plan view thereof; and,

FIG. 8 is a reduced scale, environmental front elevational view with the broken line showing of a garment being for illustrative purposes only and forming no part of the claimed design.

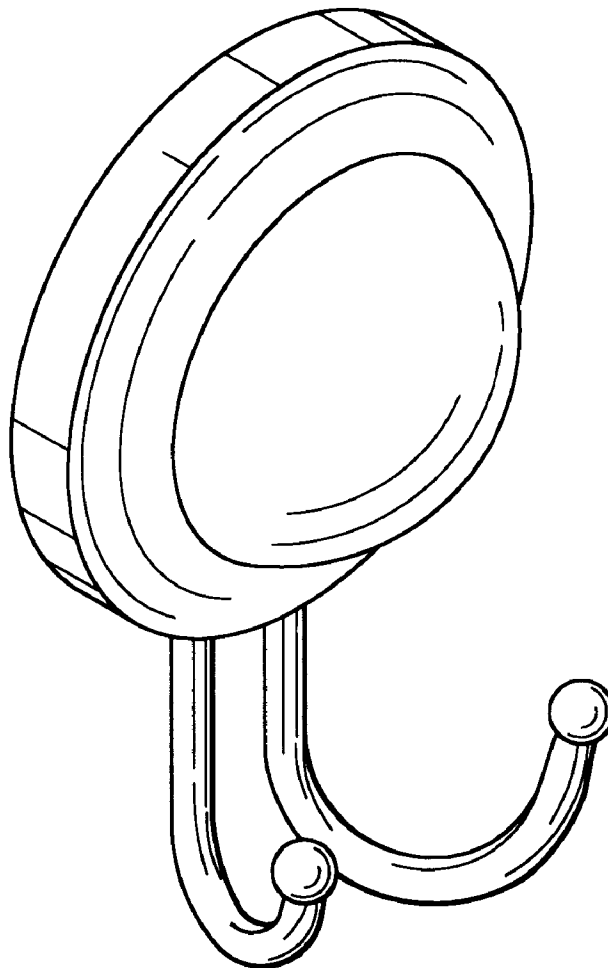
[56] **References Cited**

U.S. PATENT DOCUMENTS

- D. 407,567 4/1999 Barnett et al. D8/367
- D. 409,398 5/1999 Sweetman D8/372

Primary Examiner—Holly Baynham

1 Claim, 5 Drawing Sheets



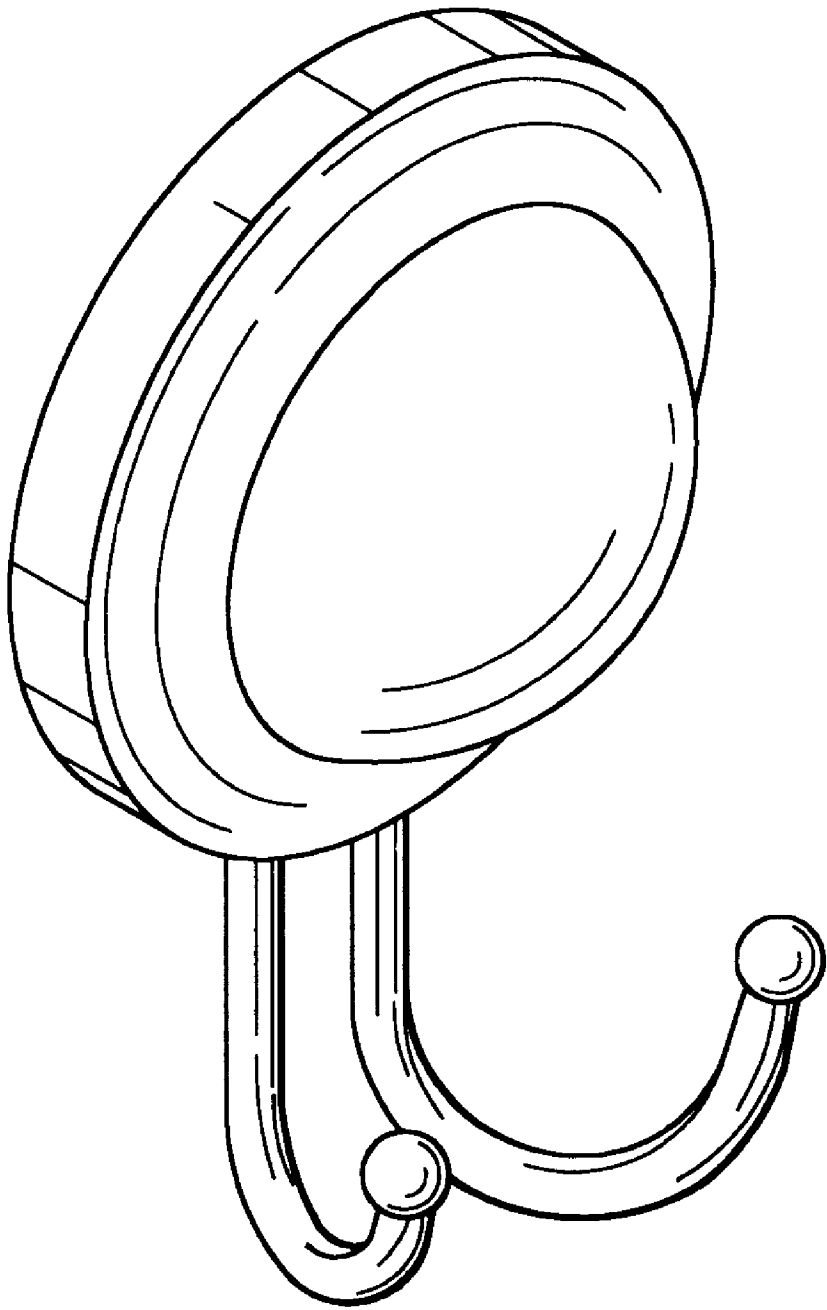


FIG. 1

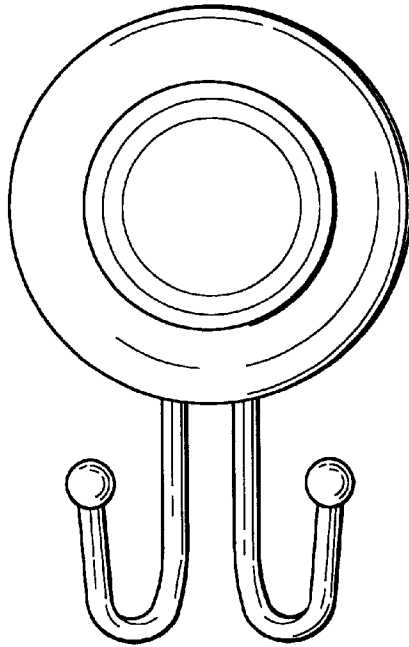


FIG. 2

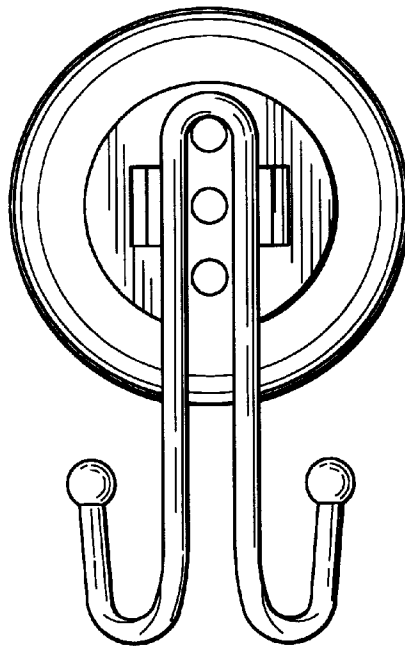


FIG. 3

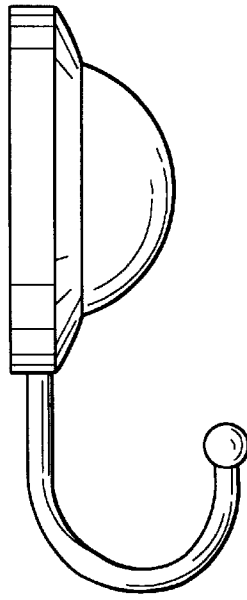


FIG. 4

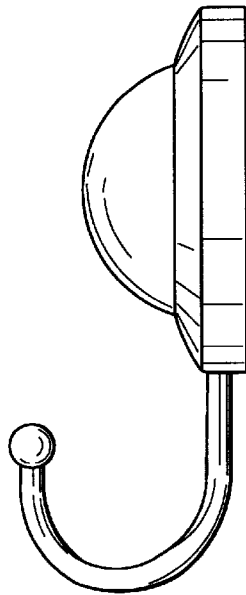


FIG. 5

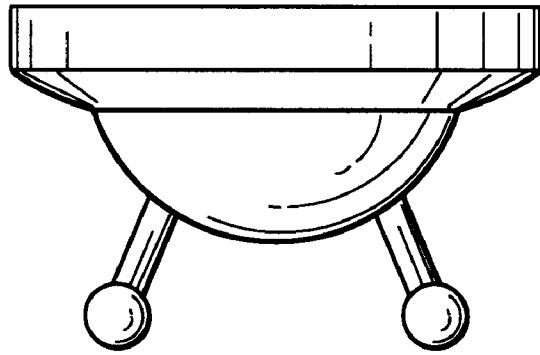


FIG. 6

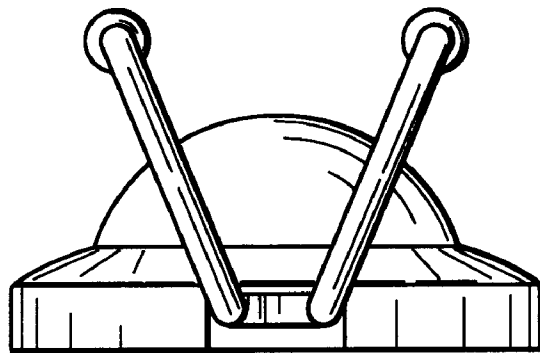


FIG. 7

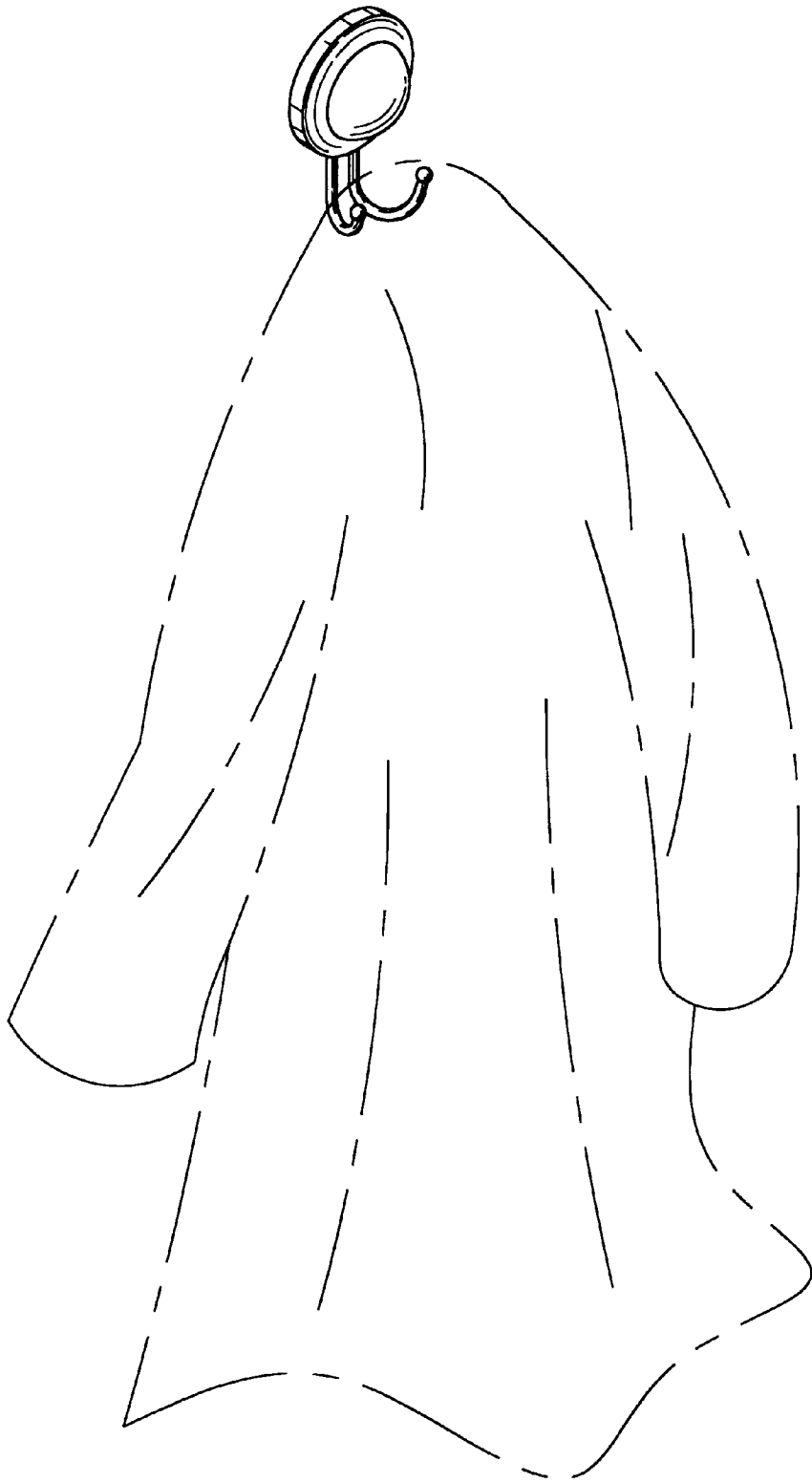


FIG. 8