



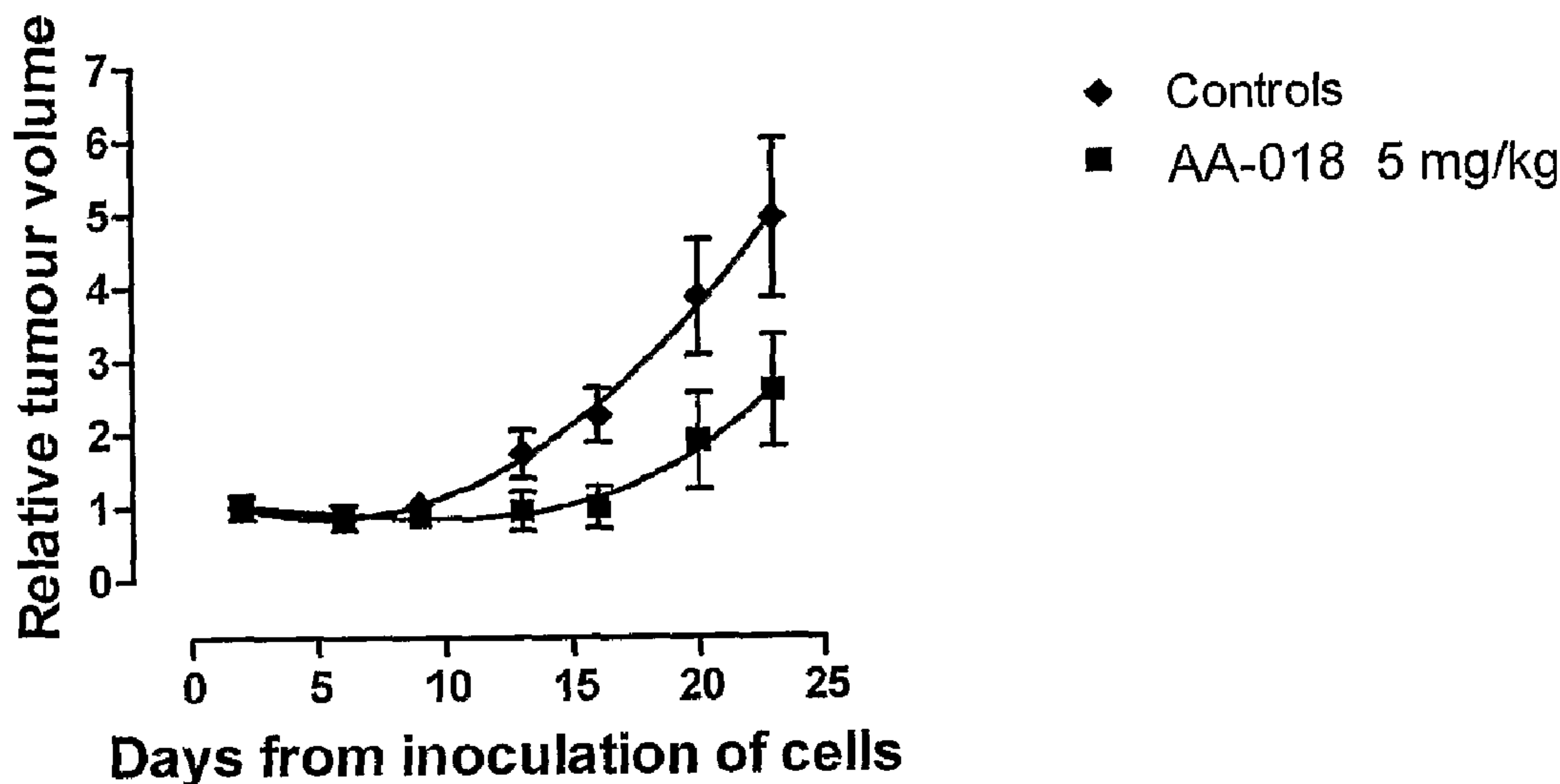
(86) Date de dépôt PCT/PCT Filing Date: 2008/12/19
 (87) Date publication PCT/PCT Publication Date: 2009/06/25
 (85) Entrée phase nationale/National Entry: 2010/06/14
 (86) N° demande PCT/PCT Application No.: GB 2008/004208
 (87) N° publication PCT/PCT Publication No.: 2009/077766
 (30) Priorité/Priority: 2007/12/19 (US61/015,019)

(51) Cl.Int./Int.Cl. *C07D 471/04* (2006.01)
 (71) Demandeurs/Applicants:
 CANCER RESEARCH TECHNOLOGY LIMITED, GB;
 INSTITUTE OF CANCER RESEARCH: ROYAL
 CANCER HOSPITAL (THE), GB
 (72) Inventeurs/Inventors:
 SPRINGER, CAROLINE JOY, GB;
 NICULESCU-DUVAZ, DAN, GB;
 NICULESCU-DUVAZ, ION, GB;
 MARAIS, RICHARD, GB;
 SUIJKERBUIJK, BARTHOLOMEUS MARINUS
 JOSEPHUS MARIE, GB;
 ZAMBON, ALFONSO, GB; ...

(54) Titre : COMPOSES PYRIDO[2,3-B]PYRAZINE SUBSTITUES EN POSITION 8 ET LEUR UTILISATION
 (54) Title: PYRIDO[2,3-B]PYRAZINE-8-SUBSTITUTED COMPOUNDS AND THEIR USE

FIGURE 1

A375M non-established intraperitoneal



(57) Abrégé/Abstract:

The present invention pertains generally to the field of therapeutic compounds for treating proliferative disorders, cancer, etc., and more specifically to certain pyrido[2,3-b]pyrazin-8-substituted compounds, as described herein, which, inter alia, inhibit RAF (e.g., B RAF) activity. The present invention also pertains to pharmaceutical compositions comprising such compounds, and the use of such compounds and compositions, both in vitro and in vivo, to inhibit RAF (e.g., BRAF) activity, to inhibit receptor tyrosine kinase (RTK) activity, to inhibit cell proliferation, and in the treatment of diseases and disorders that are ameliorated by the inhibition of RAF, RTK, etc., proliferative disorders such as cancer (e.g., colorectal cancer, melanoma), etc.

(72) Inventeurs(suite)/Inventors(continued): NOURRY, ARNAUD, FR; MENARD, DELPHINE, GB

(74) Agent: KIRBY EADES GALE BAKER

(12) INTERNATIONAL APPLICATION PUBLISHED UNDER THE PATENT COOPERATION TREATY (PCT)

(19) World Intellectual Property Organization
International Bureau(43) International Publication Date
25 June 2009 (25.06.2009)

PCT

(10) International Publication Number
WO 2009/077766 A1(51) International Patent Classification:
C07D 471/04 (2006.01)(21) International Application Number:
PCT/GB2008/004208(22) International Filing Date:
19 December 2008 (19.12.2008)

(25) Filing Language: English

(26) Publication Language: English

(30) Priority Data:
61/015,019 19 December 2007 (19.12.2007) US(71) Applicants (for all designated States except US):
CANCER RESEARCH TECHNOLOGY LIMITED [GB/GB]; Sardinia House, Sardinia Street, London, Greater London WC2A 3NL (GB). **INSTITUTE OF CANCER RESEARCH: ROYAL CANCER HOSPITAL (THE)** [GB/GB]; 123 Old Brompton Road, London, Greater London SW7 3RP (GB).

(72) Inventors; and

(75) Inventors/Applicants (for US only): **SPRINGER, Caroline, Joy** [GB/GB]; The Institute of Cancer Research,

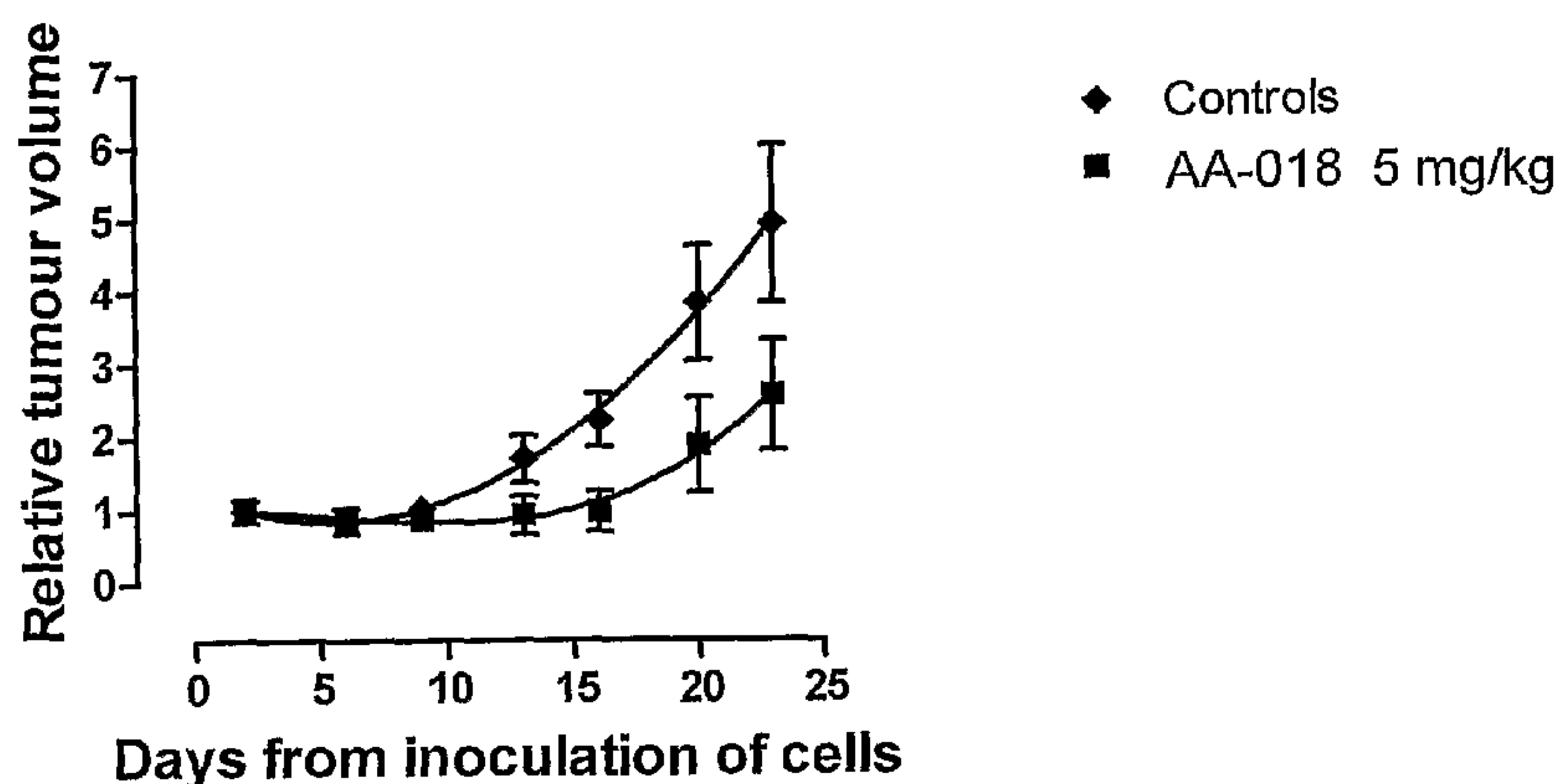
Cancer Research UK Centre for Cancer Therapeutics, 15 Cotswold Road, Sutton, Surrey SM2 5NG (GB). **NICULESCU-DUVAZ, Dan** [GB/GB]; The Institute of Cancer Research, Cancer Research UK Centre for Cancer Therapeutics, 15 Cotswold Road, Sutton, Surrey SM2 5NG (GB). **NICULESCU-DUVAZ, Ion** [GB/GB]; The Institute of Cancer Research, Cancer Research UK Centre for Cancer Therapeutics, 15 Cotswold Road, Sutton, Surrey SM2 5NG (GB). **MARAIS, Richard** [GB/GB]; The Institute of Cancer Research, 237 Fulham Road, London, Greater London SW3 6JB (GB). **SUIJKERBUIJK, Bartholomeus, Marinus, Josephus, Marie** [NL/GB]; The Institute of Cancer Research, Cancer Research UK Centre for Cancer Therapeutics, 15 Cotswold Road, Sutton, Surrey SM2 5NG (GB). **ZAMBON, Alfonso** [IT/GB]; The Institute of Cancer Research, Cancer Research UK Centre for Cancer Therapeutics, 15 Cotswold Road, Sutton, Surrey SM2 5NG (GB). **NOURRY, Arnaud** [FR/FR]; Unité de Chimie Organique Moléculaire et Macromoléculaire, UMR-CNRS 6011 Université du Maine, Avenue Olivier Messiaen, 72085 Le Mans Cedex 9 (FR). **MENARD, Delphine** [FR/GB]; The Institute of Cancer Research, Cancer Research UK Centre for Cancer Therapeutics, 15 Cotswold Road, Sutton, Surrey SM2 5NG (GB).

[Continued on next page]

(54) Title: PYRIDO[2,3-B]PYRAZINE-8-SUBSTITUTED COMPOUNDS AND THEIR USE

FIGURE 1

A375M non-established intraperitoneal



(57) **Abstract:** The present invention pertains generally to the field of therapeutic compounds for treating proliferative disorders, cancer, etc., and more specifically to certain pyrido[2,3-b]pyrazin-8-substituted compounds, as described herein, which, *inter alia*, inhibit RAF (e.g., B RAF) activity. The present invention also pertains to pharmaceutical compositions comprising such compounds, and the use of such compounds and compositions, both *in vitro* and *in vivo*, to inhibit RAF (e.g., BRAF) activity, to inhibit receptor tyrosine kinase (RTK) activity, to inhibit cell proliferation, and in the treatment of diseases and disorders that are ameliorated by the inhibition of RAF, RTK, etc., proliferative disorders such as cancer (e.g., colorectal cancer, melanoma), etc.

WO 2009/077766 A1

WO 2009/077766 A1

(74) **Agents:** WYTENBURG, Wilhelmus et al.; Mewburn Ellis LLP, 33 Gutter Lane, London, Greater London EC2V 8AS (GB).

(81) **Designated States** (*unless otherwise indicated, for every kind of national protection available*): AE, AG, AL, AM, AO, AT, AU, AZ, BA, BB, BG, BH, BR, BW, BY, BZ, CA, CH, CN, CO, CR, CU, CZ, DE, DK, DM, DO, DZ, EC, EE, EG, ES, FI, GB, GD, GE, GH, GM, GT, HN, HR, HU, ID, IL, IN, IS, JP, KE, KG, KM, KN, KP, KR, KZ, LA, LC, LK, LR, LS, LT, LU, LY, MA, MD, ME, MG, MK, MN, MW, MX, MY, MZ, NA, NG, NI, NO, NZ, OM, PG, PH, PL, PT, RO, RS, RU, SC, SD, SE, SG, SK, SL, SM, ST, SV, SY, TJ, TM, TN, TR, TT, TZ, UA, UG, US, UZ, VC, VN, ZA, ZM, ZW.

(84) **Designated States** (*unless otherwise indicated, for every kind of regional protection available*): ARIPO (BW, GH, GM, KE, LS, MW, MZ, NA, SD, SL, SZ, TZ, UG, ZM, ZW), Eurasian (AM, AZ, BY, KG, KZ, MD, RU, TJ, TM), European (AT, BE, BG, CH, CY, CZ, DE, DK, EE, ES, FI, FR, GB, GR, HR, HU, IE, IS, IT, LT, LU, LV, MC, MT, NL, NO, PL, PT, RO, SE, SI, SK, TR), OAPI (BF, BJ, CF, CG, CI, CM, GA, GN, GQ, GW, ML, MR, NE, SN, TD, TG).

Declaration under Rule 4.17:

— *of inventorship (Rule 4.17(iv))*

Published:

— *with international search report*

- 1 -

PYRIDO[2,3-B]PYRAZINE-8-SUBSTITUTED COMPOUNDS AND THEIR USERELATED APPLICATION

5 This application is related to United States provisional patent application number 61/015,019 filed 19 December 2007, the contents of which are incorporated herein by reference in their entirety.

TECHNICAL FIELD

10

The present invention pertains generally to the field of therapeutic compounds for treating proliferative disorders, cancer, etc., and more specifically to certain pyrido[2,3-b]pyrazin-8-substituted compounds, as described herein, which, *inter alia*, inhibit RAF (e.g., B-RAF) activity. The present invention also pertains to pharmaceutical compositions comprising
15 such compounds, and the use of such compounds and compositions, both *in vitro* and *in vivo*, to inhibit RAF (e.g., BRAF) activity, to inhibit receptor tyrosine kinase (RTK) activity, to inhibit cell proliferation, and in the treatment of diseases and disorders that are ameliorated by the inhibition of RAF, RTK, etc., proliferative disorders such as cancer (e.g., colorectal cancer, melanoma), etc.

20

BACKGROUND

A number of patents and publications are cited herein in order to more fully describe and disclose the invention and the state of the art to which the invention pertains. Each of
25 these references is incorporated herein by reference in its entirety into the present disclosure, to the same extent as if each individual reference was specifically and individually indicated to be incorporated by reference.

Throughout this specification, including the claims which follow, unless the context
30 requires otherwise, the word "comprise," and variations such as "comprises" and "comprising," will be understood to imply the inclusion of a stated integer or step or group of integers or steps but not the exclusion of any other integer or step or group of integers or steps.

35 It must be noted that, as used in the specification and the appended claims, the singular forms "a," "an," and "the" include plural referents unless the context clearly dictates otherwise. Thus, for example, reference to "a pharmaceutical carrier" includes mixtures of two or more such carriers, and the like.

- 2 -

Ranges are often expressed herein as from "about" one particular value, and/or to "about" another particular value. When such a range is expressed, another embodiment includes from the one particular value and/or to the other particular value. Similarly, when values are expressed as approximations, by the use of the antecedent "about," it will be understood that the particular value forms another embodiment.

This disclosure includes information that may be useful in understanding the present invention. It is not an admission that any of the information provided herein is prior art or relevant to the presently claimed invention, or that any publication specifically or implicitly referenced is prior art.

RAF, Proliferative Disorders, and Cancer

Mutations in genes that directly or indirectly control cell growth and differentiation are generally considered to be the main cause of cancer. Malignant tumors develop through a series of stepwise, progressive changes that lead to the loss of growth control characteristic of cancer cells, i.e., continuous unregulated proliferation, the ability to invade surrounding tissues, and the ability to metastasize to different organ sites. Carefully controlled *in vitro* studies have helped define the factors that characterize the growth of normal and neoplastic cells and have led to the identification of specific proteins that control cell growth and differentiation.

RAF is key downstream target for the ras GTPase and mediates the activation of the MAP kinase cascade consisting of raf-MEK-ERK. Activated ERK is a kinase that subsequently targets a number of proteins responsible for mediating, amongst other things, the growth, survival and transcriptional functions of the pathway. These include the transcription factors ELK1, C-JUN, the Ets family (including Ets 1, 2, and 7), and the FOS family. The ras-raf-MEK-ERK signal transduction pathway is activated in response to many cell stimuli including growth factors such as EGF, PDGF, KGF etc. Because the pathway is a major target for growth factor action, the activity of raf-MEK-ERK has been found to be upregulated in many factor dependent tumours. The observation that about 20% of all tumours have undergone an activating mutation in one of the ras proteins indicates that the pathway is more broadly important in tumorigenesis. There is growing evidence that activating mutations in other components of the pathway also occur in human tumours. This is true for RAF.

The RAF oncogene family includes three highly conserved genes termed A-RAF, B-RAF and C-RAF (also called *Raf-1*). RAF genes encode protein kinases that are thought to play important regulatory roles in signal transduction processes that regulate cell proliferation. RAF genes code for highly conserved serine-threonine-specific protein kinases, which are recruited to the plasma membrane following direct binding to the Ras

- 3 -

small Guanine-nucleotide binding proteins and this is the initiating event in RAF activation. RAF proteins are part of a signal transduction pathway believed to consist of receptor tyrosine kinases, p21 Ras, RAF protein kinases, Mek1 (ERK activator or MAPKK) kinases and ERK (MAPK) kinases, which ultimately phosphorylate several cellular substrates, including transcription factors. Signaling through this pathway can mediate differentiation, proliferation or oncogenic transformation in different cellular contexts. Thus, RAF kinases are believed to play a fundamental role in the normal cellular signal transduction pathway, coupling a multitude of growth factors to their net effect, cellular proliferation. Because RAF proteins are direct downstream effectors of ras protein function, therapies directed against RAF kinases are believed to be useful in treatment of *ras*-dependent tumors.

The RAF kinases are differentially regulated and expressed; C-RAF is the most thoroughly characterized and is expressed in all organs and in all cell lines that have been examined. A-RAF and B-RAF also appear to be ubiquitous, but are most highly expressed in urogenital and brain tissues, respectively. Because B-RAF is highly expressed in neural tissues it was once thought to be limited to these tissues but it has since been found to be more widely expressed. Although all RAF proteins can bind to active Ras, *B-raf* is most strongly activated by oncogenic Ras, and may be the primary target of oncogenic Ras in transformed cells.

Recent evidence indicates that mutational activation of B-RAF is found in a number of different tumours including more than 65% of malignant melanomas, more than 10% of colorectal cancers (Davies, H., *et al.*, 2002, Nature, Vol. 417, pp. 949-954; Rajagopalan, H. *et al.*, 2002, Nature, Vol. 418, p. 934), ovarian cancers (Singer, G., *et al.*, 2003, J. Natl. Cancer Inst., Vol. 95, pp. 484-486) and papillary thyroid cancers (Brose, M., *et al.*, 2002, Cancer Res., Vol. 62, pp. 6997-7000; Cohen, Y., *et al.*, 2003, Invest. Ophthalmol. Vis. Sci., Vol. 44, pp. 2876-2878). A range of different B-RAF mutations have been identified in different tumours with the most common being a V600E mutation in the so-called activation loop of the kinase domain (Davies, H., *et al.*, 2002, Nature, Vol. 417, pp. 949-954).

Other mutations of B-RAF found associated with human cancers may not necessarily activate B-RAF directly but do upregulate the activity of the *ras-raf-MEK-ERK* pathway by mechanisms which are not fully understood but may involve cross-talk with other RAF isoforms, such as A-RAF (Wan, P., *et al.*, 2004, Cell, Vol. 116, pp. 855-867). In such cases, inhibition of RAF activity would remain a beneficial aim in cancer treatment.

In addition to link between B-RAF and certain cancers, there is a significant amount of evidence to indicate a more broad inhibition of RAF activity could be beneficial as an antitumour therapy. Blocking the pathway at the level of B-RAF would be effective at

- 4 -

counteracting the upregulation of this pathway caused by tumourigenic ras mutations and also in tumours responding to growth factor action via this pathway. Genetic evidence in *Drosophila* and *C. elegans* indicates that RAF homologues are essential for ras dependent actions on differentiation (Dickson, B., *et al.*, 1993, Nature, Vol. 360, pp. 600-603). Introduction of constitutively active MEK into NIH3T3 cells can have a transforming action whilst expression of dominant negative MEK proteins can suppress the tumourigenicity of ras transformed cell lines (Mansour, S.J., *et al.*, 1994, Science, Vol. 265, pp. 966-970; Cowley, S., *et al.*, 1994, Cell, Vol. 77, pp. 841-852). Expression of a dominant negative raf protein has also been found to inhibit ras dependent signalling as has suppression of raf expression using an antisense oligonucleotide construct (Koch, W., *et al.*, 1991, Nature, Vol. 349, pp. 426-428; Bruder, T.T., *et al.*, 1992, Genes and Development, Vol. 6, pp. 545-556).

This and other evidence suggests that inhibition of RAF (e.g., B-RAF) activity would be beneficial in the treatment of cancer, and that inhibition of RAF (e.g., B-RAF) activity could be particularly beneficial in those cancers containing a constitutively activated B-raf mutation.

The raf-MEK-ERK pathway functions downstream of many receptors and stimuli indicating a broad role in regulation of cell function. For this reason inhibitors of RAF may find utility in other disease conditions that are associated with upregulation of signalling via this pathway. The raf-MEK-ERK pathway is also an important component of the normal response of non-transformed cells to growth factor action. Therefore inhibitors of RAF may be of use in diseases where there is inappropriate or excessive proliferation of normal tissues. These include, but are not limited to glomerulonephritis and psoriasis. The cellular signalling pathway of which RAF is a part has also been implicated in inflammatory disorders characterized by T-cell proliferation (T-cell activation and growth), such as tissue graft rejection, endotoxin shock, and glomerular nephritis.

RAF (e.g., B-RAF) has been shown to be a valid therapeutic target in hyperproliferative disorders such as cancer. Activated versions of RAF (e.g., B-RAF) are able to transform mammalian cells, allowing them to take on the characteristics of cancer cells and the growth of these cells becomes dependent on the mutant RAF (e.g., B-RAF) protein. Inhibition of RAF (e.g., B-RAF) activity in human cancer cell lines that express the mutant forms of RAF (e.g., B-RAF) blocks their growth and ultimately induces their death.

Angiogenesis

Chronic proliferative diseases are often accompanied by profound angiogenesis, which can contribute to or maintain an inflammatory and/or proliferative state, or which leads to tissue destruction through the invasive proliferation of blood vessels. (Folkman, 1997,

- 5 -

EXS, Vol. 79, pp. 1-81; Folkman, 1995, Nature Medicine, Vol. 1, pp. 27-31; Folkman and Shing, 1992, J. Biol. Chem., Vol. 267, p. 10931.)

Angiogenesis is generally used to describe the development of new or replacement blood vessels, or neovascularisation. It is a necessary and physiological normal process by which the vasculature is established in the embryo. Angiogenesis does not occur, in general, in most normal adult tissues, exceptions being sites of ovulation, menses and wound healing. Many diseases, however, are characterized by persistent and unregulated angiogenesis. For instance, in arthritis, new capillary blood vessels invade the joint and destroy cartilage (Colville-Nash and Scott, 1992, Ann. Rhum. Dis., Vol. 51, p. 919). In diabetes (and in many different eye diseases), new vessels invade the macula or retina or other ocular structures, and may cause blindness (Brooks *et al.*, 1994, Cell, Vol. 79, p. 1157). The process of atherosclerosis has been linked to angiogenesis (Kahlon *et al.*, 1992, Can. J. Cardiol., Vol. 8, p. 60). Tumor growth and metastasis have been found to be angiogenesis-dependent (Folkman, 1992, Cancer Biol., Vol. 3, p. 65; Denekamp, 1993, Br. J. Rad., Vol. 66, p. 181; Fidler and Ellis, 1994, Cell, Vol. 79, p. 185).

The recognition of the involvement of angiogenesis in major diseases has been accompanied by research to identify and develop inhibitors of angiogenesis. These inhibitors are generally classified in response to discrete targets in the angiogenesis cascade, such as activation of endothelial cells by an angiogenic signal; synthesis and release of degradative enzymes; endothelial cell migration; proliferation of endothelial cells; and formation of capillary tubules. Therefore, angiogenesis occurs in many stages and attempts are underway to discover and develop compounds that work to block angiogenesis at these various stages.

There are publications that teach that inhibitors of angiogenesis, working by diverse mechanisms, are beneficial in diseases such as cancer and metastasis (O'Reilly *et al.*, 1994, Cell, Vol. 79, p. 315; Ingber *et al.*, 1990, Nature, Vol. 348, p. 555), ocular diseases (Friedlander *et al.*, 1995, Science, Vol. 270, p. 1500), arthritis (Peacock *et al.*, 1992, J. Exp. Med., Vol. 175, p. 1135; Peacock *et al.*, 1995, Cell. Immun., Vol. 160, p. 178) and hemangioma (Taraboletti *et al.*, 1995, J. Natl. Cancer Inst., Vol. 87, p. 293).

RTKs

Receptor tyrosine kinases (RTKs) are important in the transmission of biochemical signals across the plasma membrane of cells. These transmembrane molecules characteristically consist of an extracellular ligand-binding domain connected through a segment in the plasma membrane to an intracellular tyrosine kinase domain. Binding of ligand to the receptor results in stimulation of the receptor-associated tyrosine kinase activity that leads to phosphorylation of tyrosine residues on both the receptor and other

- 6 -

intracellular proteins, leading to a variety of cellular responses. To date, at least nineteen distinct RTK subfamilies, defined by amino acid sequence homology, have been identified.

5 FGFR

The fibroblast growth factor (FGF) family of signaling polypeptides regulates a diverse array of physiologic functions including mitogenesis, wound healing, cell differentiation and angiogenesis, and development. Both normal and malignant cell growth as well as proliferation are affected by changes in local concentration of these extracellular signaling molecules, which act as autocrine as well as paracrine factors. Autocrine FGF signaling may be particularly important in the progression of steroid hormone-dependent cancers and to a hormone independent state (Powers *et al.*, 2000, Endocr. Relat. Cancer, Vol. 7, pp. 165-197).

15

FGFs and their receptors are expressed at increased levels in several tissues and cell lines and overexpression is believed to contribute to the malignant phenotype. Furthermore, a number of oncogenes are homologues of genes encoding growth factor receptors, and there is a potential for aberrant activation of FGF-dependent signaling in human pancreatic cancer (Ozawa *et al.*, 2001, Teratog. Carcinog. Mutagen., Vol. 21, pp. 27-44).

20

The two prototypic members are acidic fibroblast growth factor (aFGF or FGF1) and basic fibroblast growth factors (bFGF or FGF2), and to date, at least twenty distinct FGF family members have been identified. The cellular response to FGFs is transmitted via four types of high affinity transmembrane tyrosine-kinase fibroblast growth factor receptors numbered 1 to 4 (FGFR-1 to FGFR-4). Upon ligand binding, the receptors dimerize and auto- or trans-phosphorylate specific cytoplasmic tyrosine residues to transmit an intracellular signal that ultimately reaches nuclear transcription factor effectors.

30

Disruption of the FGFR-1 pathway should affect tumor cell proliferation since this kinase is activated in many tumor types in addition to proliferating endothelial cells. The overexpression and activation of FGFR-1 in tumor-associated vasculature has suggested a role for these molecules in tumor angiogenesis.

35

FGFR-2 has high affinity for the acidic and/or basic fibroblast growth factors, as well as the keratinocyte growth factor ligands. FGFR-2 also propagates the potent osteogenic effects of FGFs during osteoblast growth and differentiation. Mutations in FGFR-2, leading to complex functional alterations, were shown to induce abnormal ossification of cranial sutures (craniosynostosis), implying a major role of FGFR signaling in intramembranous bone formation. For example, in Apert (AP) syndrome, characterized

40

- 7 -

by premature cranial suture ossification, most cases are associated with point mutations engendering gain-of-function in FGFR-2 (Lemonnier *et al.*, 2001, J. Bone Miner. Res., Vol. 16, pp. 832-845).

5 Several severe abnormalities in human skeletal development, including Apert, Crouzon, Jackson-Weiss, Beare-Stevenson cutis gyrata, and Pfeiffer syndromes are associated with the occurrence of mutations in FGFR-2. Most, if not all, cases of Pfeiffer Syndrome (PS) are also caused by de novo mutation of the FGFR-2 gene (Meyers *et al.*, 1996, Am. J. Hum. Genet., Vol. 58, pp. 491-498; Plomp *et al.*, 1998, Am. J. Med. Genet.,
10 Vol. 75, 245-251), and it was recently shown that mutations in FGFR-2 break one of the cardinal rules governing ligand specificity. Namely, two mutant splice forms of fibroblast growth factor receptor, FGFR2c and FGFR2b, have acquired the ability to bind to and be activated by atypical FGF ligands. This loss of ligand specificity leads to aberrant signaling and suggests that the severe phenotypes of these disease syndromes result
15 from ectopic ligand-dependent activation of FGFR-2 (Yu *et al.*, 2000, Proc. Natl. Acad. Sci. U.S.A., Vol. 97, pp. 14536-14541).

Activating mutations of the FGFR-3 receptor tyrosine kinase such as chromosomal translocations or point mutations produce deregulated, constitutively active, FGFR-3
20 receptors which have been involved in multiple myeloma and in bladder and cervix carcinomas (Powers, C.J., *et al.*, 2000, Endocr. Rel. Cancer, Vol. 7, p. 165). Accordingly, FGFR-3 inhibition would be useful in the treatment of multiple myeloma, bladder and cervix carcinomas.

25 VEGFR

Vascular endothelial growth factor (VEGF), a polypeptide, is mitogenic for endothelial cells *in vitro* and stimulates angiogenic responses *in vivo*. VEGF has also been linked to inappropriate angiogenesis (Pinedo, H.M., *et al.*, 2000, The Oncologist, Vol. 5 (90001),
30 pp. 1-2). VEGFR(s) are protein tyrosine kinases (PTKs). PTKs catalyze the phosphorylation of specific tyrosyl residues in proteins involved in the regulation of cell growth and differentiation. (Wilks, A.F., 1990, Progress in Growth Factor Research, Vol. 2, pp. 97-111; Courtneidge, S.A., 1993, Dev. Suppl., pp. 57-64; Cooper, J.A., 1994, Semin. Cell Biol., Vol. 5(6), pp. 377-387; Paulson, R.F., 1995, Semin. Immunol., Vol. 7(4),
35 pp. 267-277; Chan, A.C., 1996, Curr. Opin. Immunol., Vol. 8(3), pp. 394-401).

Three PTK receptors for VEGF have been identified: VEGFR-1 (Flt-1), VEGFR-2 (Flk-1 or KDR), and VEGFR-3 (Flt-4). These receptors are involved in angiogenesis and participate in signal transduction (Mustonen, T., *et al.*, 1995, J. Cell Biol., Vol. 129,
40 pp. 895-898).

- 8 -

Of particular interest is VEGFR-2, which is a transmembrane receptor PTK expressed primarily in endothelial cells. Activation of VEGFR-2 by VEGF is a critical step in the signal transduction pathway that initiates tumour angiogenesis. VEGF expression may be constitutive to tumour cells and can also be upregulated in response to certain stimuli.

5 One such stimuli is hypoxia, where VEGF expression is upregulated in both tumour and associated host tissues. The VEGF ligand activates VEGFR-2 by binding with its extracellular VEGF binding site. This leads to receptor dimerization of VEGFRs and autophosphorylation of tyrosine residues at the intracellular kinase domain of VEGFR-2. The kinase domain operates to transfer a phosphate from ATP to the tyrosine residues, thus providing binding sites for signalling proteins downstream of VEGFR-2 leading ultimately to initiation of angiogenesis (McMahon, G., 2000, The Oncologist, Vol. 5(90001), pp. 3-10).

15 Inhibition at the kinase domain binding site of VEGFR-2 would block phosphorylation of tyrosine residues and serve to disrupt initiation of angiogenesis.

TIE

Angiopoietin 1 (Ang1), a ligand for the endothelium-specific receptor tyrosine kinase TIE-2 is a novel angiogenic factor (Davis *et al.*, 1996, Cell, Vol. 87, pp. 1161-1169; Partanen *et al.*, 1992, Mol. Cell Biol., Vol. 12, pp. 1698-1707; U.S. Patent Nos. 5,521,073; 5,879,672; 5,877,020; and 6,030,831). The acronym TIE represents "tyrosine kinase containing Ig and EGF homology domains". TIE is used to identify a class of receptor tyrosine kinases, which are exclusively expressed in vascular endothelial cells and early hemopoietic cells. Typically, TIE receptor kinases are characterized by the presence of an EGF-like domain and an immunoglobulin (IG) like domain, which consists of extracellular folding units, stabilized by intra-chain disulfide bonds (Partanen *et al.*, 1999, Curr. Topics Microbiol. Immunol., Vol. 237, pp. 159-172). Unlike VEGF, which functions during the early stages of vascular development, Ang1 and its receptor TIE-2 function in the later stages of vascular development, i.e., during vascular remodelling (remodelling refers to formation of a vascular lumen) and maturation (Yancopoulos *et al.*, 1998, Cell, Vol. 93, pp. 661-664; Peters, K. G., 1998, Circ. Res., Vol. 83(3), pp. 342-343; Suri *et al.*, 1996, Cell, Vol. 87, pp. 1171-1180).

35 Consequently, inhibition of TIE-2 would be expected to serve to disrupt remodelling and maturation of new vasculature initiated by angiogenesis thereby disrupting the angiogenic process.

- 9 -

Eph

The largest subfamily of receptor tyrosine kinases (RTKs), the Eph family, and their ligands (ephrins), play important roles in physiologic and pathologic vascular processes.

5 Both the Ephs (receptors) and ephrins (ligands) are divided into two groups, A and B subfamilies (Eph Nomenclature Committee, 1997). The binding of ephrin ligands to Eph receptors is dependent on cell-cell interactions. The interactions of ephrins and Ephs have recently been shown to function via bi-directional signalling. The ephrins binding to Eph receptors initiate phosphorylation at specific tyrosine residues in the cytoplasmic
10 domain of the Eph receptors. In response to Eph receptor binding, the ephrin ligand also undergoes tyrosine phosphorylation, so-called 'reverse' signalling (Holland, S.J., *et al.*, 1996, Nature, Vol. 383, pp. 722-725; Bruckner *et al.*, 1997, Science, Vol. 275, pp. 1640-1643).

15 Eph RTKs and their ephrin ligands play important roles in embryonic vascular development. Disruption of specific Eph receptors and ligands (including ephrin-B2) leads to defective vessel remodelling, organisation, and sprouting resulting in embryonic death (Wang, H.U., *et al.*, 1998, Cell, Vol. 93, pp. 741-753; Adams, R.H., *et al.*, 1999, Genes Dev, Vol. 13, pp. 295-306; Gale and Yancopoulos, 1999, Genes Dev, Vol. 13, pp. 1055-1066; Helbling, P.M., *et al.*, 2000, Development, Vol. 127, pp. 269-278).
20 Coordinated expression of the Eph/ephrin system determines the phenotype of embryonic vascular structures: ephrin-B2 is present on arterial endothelial cells (ECs), whereas EphB4 is present on venous ECs (Gale and Yancopoulos, 1999, Genes Dev, Vol. 13, pp. 1055-1066; Shin, D., *et al.*, 2001, Dev Biol, Vol. 230, pp. 139-150). Recently,
25 specific Ephs and ephrins have been implicated in tumour growth and angiogenesis.

The Ephs and ephrins have been found to be overexpressed in many human tumours. In particular, the role of EphB2 has been identified in small cell lung carcinoma (Tang, X.X., *et al.*, 1999, Clin Cancer Res, Vol. 5, pp. 455-460), human neuroblastomas (Tang, X.X.,
30 *et al.*, 1999, Clin Cancer Res, Vol. 5, pp. 1491-1496) and colorectal cancers (Liu, W., *et al.*, 2004, Brit. J. Canc., Vol. 90, pp. 1620-1626), and higher expression levels of Ephs and ephrins, including EphB2, have been found to correlate with more aggressive and metastatic tumours (Nakamoto, M. and Bergemann, A.D., 2002, Microsc. Res Tech, Vol. 59, pp. 58-67).

35 Consequently, inhibition of EphB2 would be expected to serve to disrupt angiogenesis, and in particular in certain tumours where over-expression occurs.

The inventors have discovered compounds that, e.g., inhibit RAF (e.g., B-RAF) activity
40 and/or are useful in the treatment of, e.g., proliferative disorders, cancer, etc.

- 10 -

SUMMARY OF THE INVENTION

One aspect of the invention pertains to certain pyrido[2,3-b]pyrazin-8-substituted compounds (referred to herein as "PDP8 compounds"), as described herein.

5

Another aspect of the invention pertains to a composition (e.g., a pharmaceutical composition) comprising a PDP8 compound, as described herein, and a pharmaceutically acceptable carrier or diluent.

10

Another aspect of the invention pertains to method of preparing a composition (e.g., a pharmaceutical composition) comprising the step of admixing a PDP8 compound, as described herein, and a pharmaceutically acceptable carrier or diluent.

15

Another aspect of the present invention pertains to a method of inhibiting RAF (e.g., B-RAF) activity in a cell, *in vitro* or *in vivo*, comprising contacting the cell with an effective amount of a PDP8 compound, as described herein.

20

Another aspect of the present invention pertains to a method of inhibiting receptor tyrosine kinase (RTK) activity, such as FGFR, Tie, VEGFR and/or Eph activity, for example, FGFR-1, FGFR-2, FGFR-3, Tie2, VEGFR-2 and/or EphB2 activity, in a cell, *in vitro* or *in vivo*, comprising contacting the cell with an effective amount of a PDP8 compound, as described herein.

25

Another aspect of the present invention pertains to a method of regulating (e.g., inhibiting) cell proliferation (e.g., proliferation of a cell), inhibiting cell cycle progression, promoting apoptosis, or a combination of one or more these, *in vitro* or *in vivo*, comprising contacting a cell with an effective amount of a PDP8 compound, as described herein.

30

Another aspect of the present invention pertains to a method of treatment comprising administering to a subject in need of treatment a therapeutically-effective amount of a PDP8 compound, as described herein, preferably in the form of a pharmaceutical composition.

35

Another aspect of the present invention pertains to a PDP8 compound, as described herein, for use in a method of treatment of the human or animal body by therapy.

40

Another aspect of the present invention pertains to a PDP8 compound, as described herein, for the use in a method of treatment of the human or animal body by therapy wherein said compound is used in combination with other pharmaceutically active substances

- 11 -

Another aspect of the present invention pertains to use of a PDP8 compound, as described herein, in the manufacture of a medicament for use in treatment.

5 In one embodiment, the treatment is treatment of a disease or disorder (e.g., cancer) that is characterised by the up-regulation and/or activation of RAF (e.g., B-RAF), and/or is ameliorated by the inhibition of RAF (e.g., B-RAF).

10 In one embodiment, the treatment is treatment of a disease or disorder (e.g., cancer) that is characterised by the up-regulation and/or activation of a receptor tyrosine kinase (RTK), and/or is ameliorated by the inhibition of a receptor tyrosine kinase (RTK). Examples of RTKs include FGFR, Tie, VEGFR and/or Eph, for example, FGFR-1, FGFR-2, FGFR-3, Tie2, VEGFR-2 and/or EphB2.

15 In one embodiment, the treatment is treatment of a disease or disorder that is characterised by inappropriate, excessive, and/or undesirable angiogenesis.

In one embodiment, the treatment is treatment of a proliferative disorder.

20 In one embodiment, the treatment is treatment of cancer.

In one embodiment, the treatment is treatment of melanoma.

In one embodiment, the treatment is treatment of colorectal cancer.

25 Another aspect of the present invention pertains to a kit comprising (a) a PDP8 compound, as described herein, preferably provided as a pharmaceutical composition and in a suitable container and/or with suitable packaging; and (b) instructions for use, for example, written instructions on how to administer the compound.

30 Another aspect of the present invention pertains to a PDP8 compound *obtainable* by a method of synthesis as described herein, or a method comprising a method of synthesis as described herein.

35 Another aspect of the present invention pertains to a PDP8 compound *obtained* by a method of synthesis as described herein, or a method comprising a method of synthesis as described herein.

40 Another aspect of the present invention pertains to novel intermediates, as described herein, which are suitable for use in the methods of synthesis described herein.

- 12 -

Another aspect of the present invention pertains to the use of such novel intermediates, as described herein, in the methods of synthesis described herein.

As will be appreciated by one of skill in the art, features and preferred embodiments of one aspect of the invention will also pertain to other aspect of the invention.

BRIEF DESCRIPTION OF THE DRAWINGS

Figure 1 is a graph of relative tumour volume as a function of days from inoculation for In Vivo Study 1 (AA-018) (non-established) (5 mg/kg/day) (intraperitoneally).

Figure 2 is a graph of relative tumour volume as a function of days from inoculation for In Vivo Study 2 (AA-018) (non-established) (10 mg/kg/day) (intraperitoneally).

Figure 3 is a graph of relative tumour volume as a function of days from inoculation for In Vivo Study 3 (AA-019) (non-established) (5 mg/kg/day) (intraperitoneally).

Figure 4 is a graph of relative tumour volume as a function of days from inoculation for In Vivo Study 4 (AA-019) (non-established) (10 mg/kg/day) (intraperitoneally).

Figure 5 is a graph of relative tumour volume as a function of days from inoculation for In Vivo Study 5 (AA-019) (non-established) (15 mg/kg/day) (orally).

Figure 6 is a graph of relative tumour volume as a function of days from inoculation for In Vivo Study 6 (AA-019) (established) (10/5 mg/kg/day) (intraperitoneally).

Figure 7 is a graph of relative tumour volume as a function of days from inoculation for In Vivo Study 7 (AA-019) (established) (15 mg/kg/day) (orally).

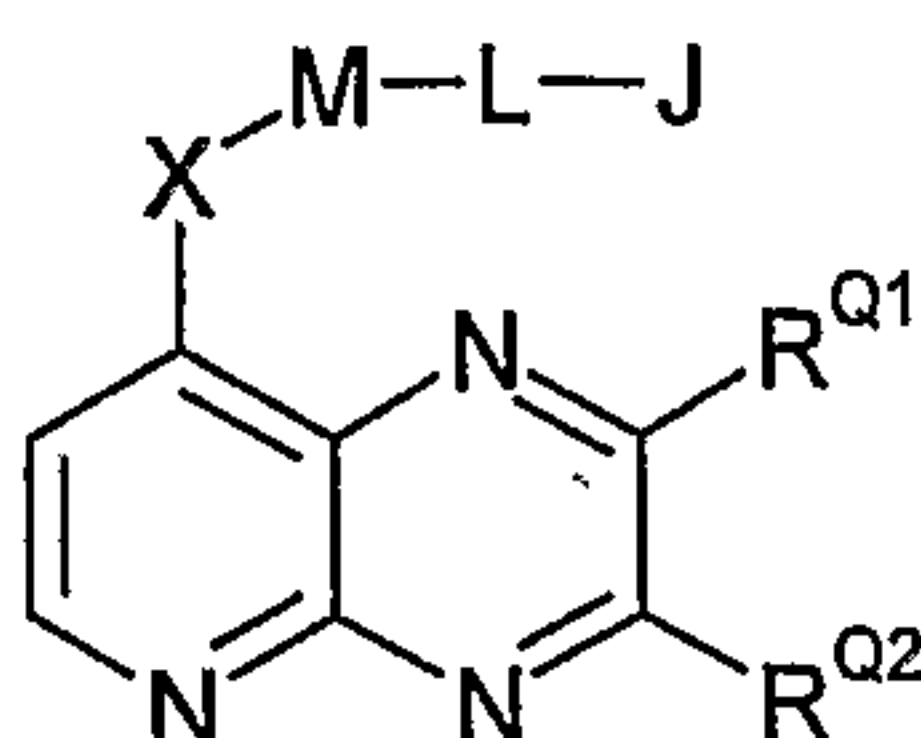
Figure 8 is a graph of relative tumour volume as a function of days from inoculation for In Vivo Study 8 (AA-062) (established) (50 mg/kg/day) (orally).

Figure 9 is a graph of relative tumour volume as a function of days from inoculation for In Vivo Study 9 (AA-067) (established) (10 mg/kg/day) (orally).

Figure 10 is a graph of relative tumour volume as a function of days from inoculation for In Vivo Study 10 (AA-017) (established) (20 mg/kg/day) (orally).

DETAILED DESCRIPTION OF THE INVENTIONCompounds

- 5 One aspect of the present invention pertains to compounds selected from compounds of the following formula and pharmaceutically acceptable salts, hydrates, and solvates thereof (for convenience, collectively referred to herein as "pyrido[2,3-b]pyrazin-8-substituted compounds" and "PDP8 compounds"):



- 10 wherein:

$-R^{Q1}$ is independently $-H$, $-R^1$, $-R^{1X}$, $-Cl$, $-OH$, $-OR^1$, $-OR^{1X}$, $-SH$, $-SR^1$, $-NH_2$, $-NHR^1$, $-NR^{1_2}$, or $-NR^{RA}R^{RB}$;

wherein:

- 15 each $-R^1$ is independently saturated aliphatic C_{1-6} alkyl, and is unsubstituted or substituted, for example, with one or more groups selected from $-OH$, $-OR^{11}$, $-NH_2$, $-NHR^{11}$, and $-NR^{11_2}$, wherein each $-R^{11}$ is independently saturated aliphatic C_{1-3} alkyl; each $-R^{1X}$ is independently saturated aliphatic C_{1-4} alkyl substituted with one or more groups selected from $-F$, $-Cl$, $-Br$, and $-I$; and

- 20 $-NR^{RA}R^{RB}$ is independently azetidino, pyrrolidino, piperidino, piperazino, morpholino, azepino, or diazepino, and is optionally substituted with one or more groups selected from saturated aliphatic C_{1-4} alkyl;

- 25 $-R^{Q2}$ is independently $-H$, $-R^2$, $-R^{2X}$, $-Cl$, $-OH$, $-OR^2$, $-OR^{2X}$, $-SH$, $-SR^2$, $-NH_2$, $-NHR^2$, $-NR^{2_2}$, or $-NR^{RC}R^{RD}$;

wherein:

- 30 each $-R^2$ is independently saturated aliphatic C_{1-6} alkyl, and is unsubstituted or substituted, for example, with one or more groups selected from $-OH$, $-OR^{22}$, $-NH_2$, $-NHR^{22}$, and $-NR^{22_2}$, wherein each $-R^{22}$ is independently saturated aliphatic C_{1-3} alkyl; each $-R^{2X}$ is independently saturated aliphatic C_{1-4} alkyl substituted with one or more groups selected from $-F$, $-Cl$, $-Br$, and $-I$; and

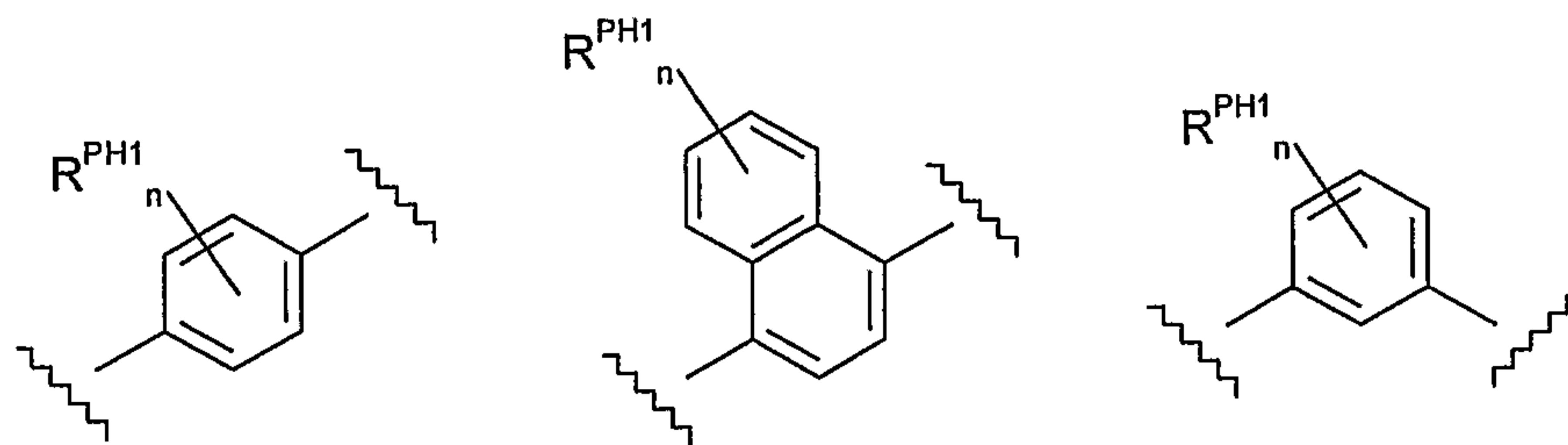
$-NR^{RC}R^{RD}$ is independently azetidino, pyrrolidino, piperidino, piperazino, morpholino, azepino, or diazepino, and is optionally substituted with one or more groups selected from saturated aliphatic C_{1-4} alkyl;

- 35

$-X-$ is independently $-O-$, $-S-$, $-S(=O)-$, or $-S(=O)_2-$;

- 14 -

-M- is independently selected from:



wherein:

each n is independently 0, 1 or 2; and

5 each R^{PH1} is independently -F, -Cl, -Br, -I, $-R^3$, $-R^{3Y}$, $-CF_3$, -OH, $-OR^3$, $-OCF_3$, $-NH_2$, $-NHR^3$, $-NR^3_2$, -CN, -SH, or $-SR^3$;

wherein each $-R^3$ is independently saturated aliphatic C_{1-4} alkyl, and each $-R^{3Y}$ is independently aliphatic C_{2-6} alkenyl or aliphatic C_{2-6} alkynyl;

10 J-L- is independently selected from:

J-NR^{N1}-C(=Y)-NR^{N1}-,
 J-CH₂-NR^{N1}-C(=Y)-NR^{N1}-,
 J-NR^{N1}-C(=Y)-NR^{N1}-CH₂-,

15

J-NR^{N1}-C(=Y)-,
 J-CH₂-NR^{N1}-C(=Y)-,
 J-NR^{N1}-C(=Y)-CH₂-,
 J-CH₂-NR^{N1}-C(=Y)-CH₂-,
 J-CH₂-CH₂-NR^{N1}-C(=Y)-,
 J-NR^{N1}-C(=Y)-CH₂-CH₂-,

20

J-NR^{N1}-C(=Y)-CH₂-NR^{N1}-,
 J-NR^{N1}-CH₂-NR^{N1}-C(=Y)-,

25

J-C(=Y)-NR^{N1}-,
 J-CH₂-C(=Y)-NR^{N1}-,
 J-C(=Y)-NR^{N1}-CH₂-,
 J-CH₂-C(=Y)-NR^{N1}-CH₂-,
 J-CH₂-CH₂-C(=Y)-NR^{N1}-,
 J-C(=Y)-NR^{N1}-CH₂-CH₂-,

30

J-NR^{N1}-CH₂-C(=Y)-NR^{N1}-,
 J-C(=Y)-NR^{N1}-CH₂-NR^{N1}-,

35

J-C(=Y)-CH₂-NR^{N1}-,

- 15 -

J-C(=Y)-CH₂-NR^{N1}-CH₂-,
 J-C(=Y)-CH₂-CH₂-NR^{N1}-,
 J-CH₂-C(=Y)-CH₂-NR^{N1}-,

5 J-NR^{N1}-CH₂-C(=Y)-,
 J-NR^{N1}-CH₂-C(=Y)-CH₂-,
 J-NR^{N1}-CH₂-CH₂-C(=Y)-,
 J-CH₂-NR^{N1}-CH₂-C(=Y)-,

10 J-NR^{N1}-S(=O)₂-NR^{N1}-,
 J-NR^{N1}-S(=O)₂-NR^{N1}-CH₂-,
 J-CH₂-NR^{N1}-S(=O)₂-NR^{N1}-,

15 J-NR^{N1}-S(=O)₂-,
 J-NR^{N1}-S(=O)₂-CH₂-,
 J-CH₂-NR^{N1}-S(=O)₂-,
 J-CH₂-NR^{N1}-S(=O)₂-CH₂-,
 J-CH₂-CH₂-NR^{N1}-S(=O)₂-,
 J-NR^{N1}-S(=O)₂-CH₂-CH₂-,

20 J-NR^{N1}-S(=O)₂-CH₂-NR^{N1}-,
 J-NR^{N1}-CH₂-NR^{N1}-S(=O)₂-,

25 J-S(=O)₂-NR^{N1}-,
 J-S(=O)₂-NR^{N1}-CH₂-,
 J-CH₂-S(=O)₂-NR^{N1}-,
 J-CH₂-S(=O)₂-NR^{N1}-CH₂-,
 J-CH₂-CH₂-S(=O)₂-NR^{N1}-,
 J-S(=O)₂-NR^{N1}-CH₂-CH₂-,

30 J-S(=O)₂-NR^{N1}-CH₂-NR^{N1}-, and
 J-NR^{N1}-CH₂-S(=O)₂-NR^{N1}-;

wherein:

35 each -R^{N1} is independently -H or saturated aliphatic C₁₋₄alkyl; and
 each =Y is independently =O or =S; and

-J is independently phenyl or C₅₋₆heteroaryl, and is optionally substituted, for example,
 40 with one or more substituents selected from:

-F, -Cl, -Br, -I, -CF₃, -OCF₃,

- 16 -

$-R^4$, $-R^{4S}$, $-R^{4A}$, $-R^{4B}$, $-R^{4C}$, $-L^4-R^{4C}$, $-Ar$, $-L^4-Ar$,
 $-OH$, $-OR^4$, $-L^4-OH$, $-L^4-OR^4$, $-O-L^4-OH$, $-O-L^4-OR^4$,
 $-OR^{4C}$, $-O-L^4-R^{4C}$, $-OAr$, $-O-L^4-Ar$,
 $-SH$, $-SR^4$, $-CN$, $-NO_2$,
 $-NH_2$, $-NHR^{4SS}$, $-R^N$,
 $-L^4-NH_2$, $-L^4-NHR^{4SS}$, $-L^4-R^N$,
 $-O-L^4-NH_2$, $-O-L^4-NHR^{4SS}$, $-O-L^4-R^N$,
 $-NH-L^4-NH_2$, $-NH-L^4-NHR^{4SS}$, $-NH-L^4-R^N$,
 $-NR^4-L^4-NH_2$, $-NR^4-L^4-NHR^{4SS}$, $-NR^4-L^4-R^N$,

10 wherein:

each $-R^4$ is independently saturated aliphatic C_{1-6} alkyl;

each $-R^{4S}$ is independently saturated aliphatic C_{1-6} alkyl substituted with one or more groups selected from $-OH$, $-OR^{4SS}$, $-C(=O)OH$, $-C(=O)OR^{4SS}$, $-NH_2$, $-NHR^{4SS}$, $-N(R^{4SS})_2$, $-R^N$, $-C(=O)NH_2$, $-C(=O)NHR^{4SS}$, $-C(=O)N(R^{4SS})_2$, and $-C(=O)R^N$;

15 each $-R^{4A}$ is independently aliphatic C_{2-6} alkenyl;

each $-R^{4B}$ is independently aliphatic C_{2-6} alkynyl;

each $-R^{4C}$ is independently optionally substituted saturated C_{3-6} cycloalkyl, for example, saturated C_{3-6} cycloalkyl optionally substituted with one or more substituents selected from $-F$, $-R^5$, $-OH$, $-OR^5$, $-CF_3$, and $-OCF_3$,

20 each $-L^4$ is independently saturated aliphatic C_{1-4} alkylene;

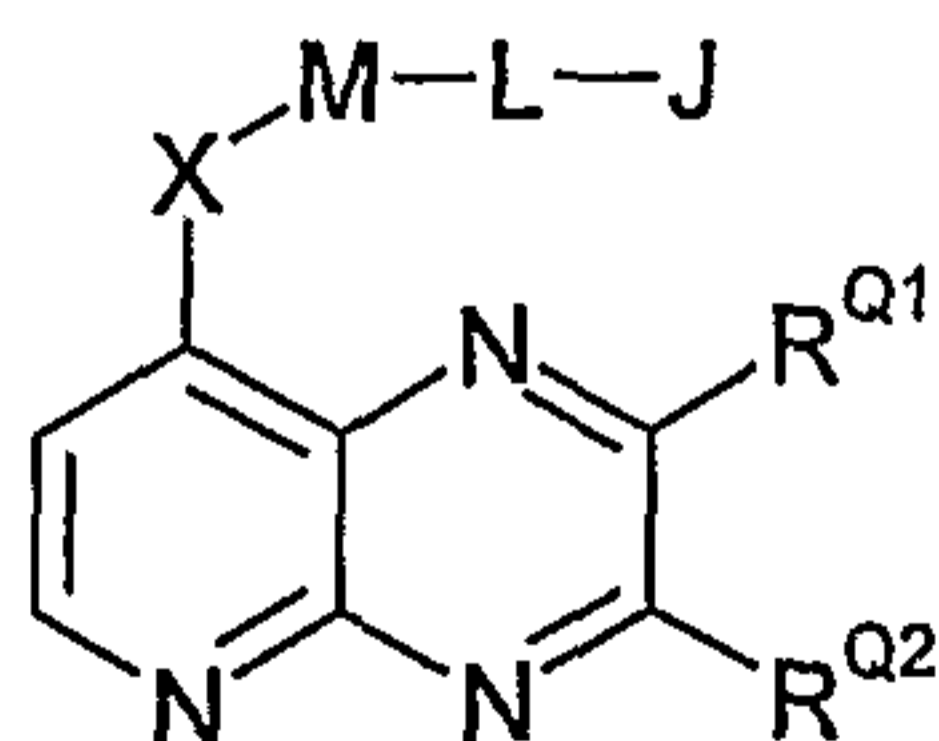
each $-Ar$ is optionally substituted phenyl or C_{5-6} heteroaryl, for example, phenyl or C_{5-6} heteroaryl optionally substituted with one or more substituents selected from $-F$, $-Cl$, $-Br$, $-I$, $-R^5$, $-OH$, $-OR^5$, $-CF_3$, $-OCF_3$, and $-S(=O)_2R^5$;

each $-R^{4SS}$ is independently saturated aliphatic C_{1-4} alkyl;

25 each $-R^N$ is independently azetidino, pyrrolidino, piperidino, piperazino, morpholino, azepino, or diazepino, and is optionally substituted with one or more groups selected from saturated aliphatic C_{1-4} alkyl; and

each $-R^5$ is independently saturated aliphatic C_{1-4} alkyl.

30 In one embodiment, the compound is selected from compounds of the following formula, and pharmaceutically acceptable salts, hydrates, and solvates thereof:



wherein:

35 $-R^{Q1}$ is independently $-H$, $-R^1$, $-Cl$, $-OH$, $-OR^1$, $-SH$, $-SR^1$, $-NH_2$, $-NHR^1$, $-NR^1_2$, or $-NR^{RA}R^{RB}$;

wherein:

- 17 -

each $-R^1$ is independently saturated aliphatic C_{1-6} alkyl, and is unsubstituted or substituted, for example, with one or more groups selected from $-OH$, $-OR^{11}$, $-NH_2$, $-NHR^{11}$, and $-NR^{11}_2$, wherein each $-R^{11}$ is independently saturated aliphatic C_{1-3} alkyl; and $-NR^{RA}R^{RB}$ is independently piperidino, piperazino, or morpholino, and is optionally substituted with one or more groups selected from saturated aliphatic C_{1-4} alkyl;

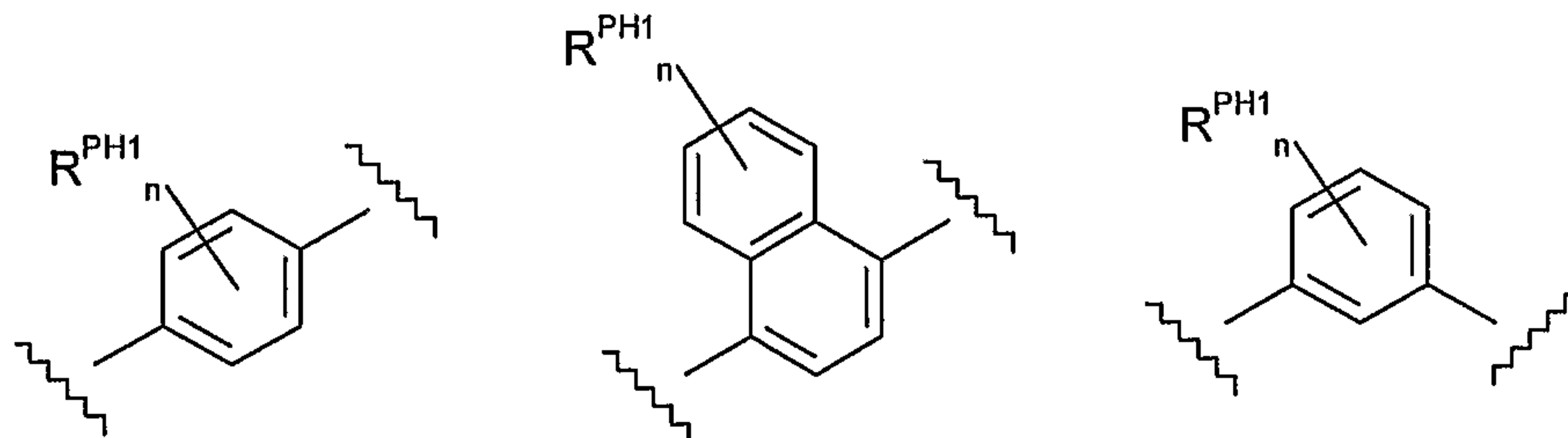
$-R^{Q2}$ is independently $-H$, $-R^2$, $-Cl$, $-OH$, $-OR^2$, $-SH$, $-SR^2$, $-NH_2$, $-NHR^2$, $-NR^2_2$, or $-NR^{RC}R^{RD}$;

wherein:

each $-R^2$ is independently saturated aliphatic C_{1-6} alkyl, and is unsubstituted or substituted, for example, with one or more groups selected from $-OH$, $-OR^{22}$, $-NH_2$, $-NHR^{22}$, and $-NR^{22}_2$, wherein each $-R^{22}$ is independently saturated aliphatic C_{1-3} alkyl; and $-NR^{RC}R^{RD}$ is independently piperidino, piperazino, or morpholino, and is optionally substituted with one or more groups selected from saturated aliphatic C_{1-4} alkyl;

$-X-$ is independently $-O-$ or $-S-$;

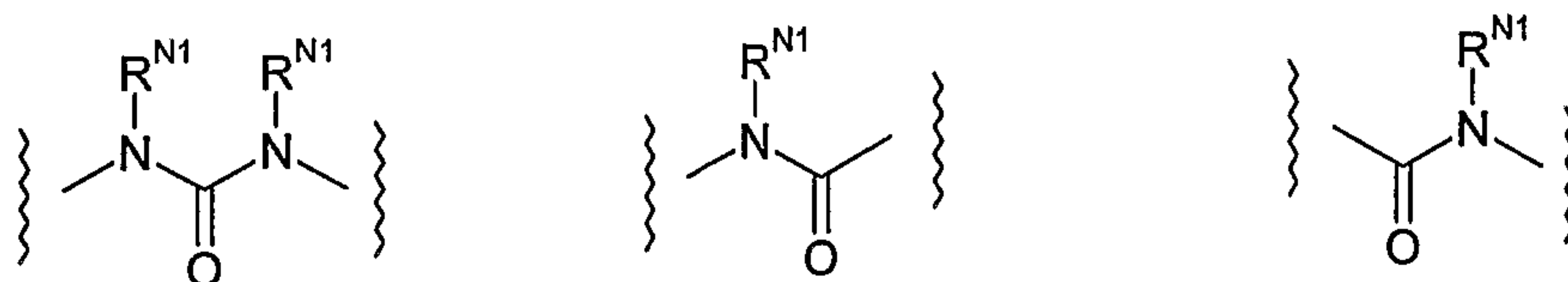
$-M-$ is independently selected from:



wherein:

each n is independently 0, 1 or 2; and each R^{PH1} is independently $-F$, $-Cl$, $-Br$, $-I$, $-R^3$, $-OH$, $-OR^3$, $-SH$, or $-SR^3$; wherein each $-R^3$ is independently saturated aliphatic C_{1-4} alkyl;

$-L-$ is independently selected from:



wherein:

each $-R^{N1}$ is independently $-H$ or saturated aliphatic C_{1-4} alkyl; and

$-J$ is independently phenyl or C_{5-6} heteroaryl, and is optionally substituted, for example, with one or more substituents selected from $-F$, $-Cl$, $-Br$, $-I$, $-R^4$, $-OH$, $-OR^4$, $-CF_3$, $-OCF_3$, and $-Ph$, wherein each $-R^4$ is independently saturated aliphatic C_{1-4} alkyl; and each $-Ph$ denotes optionally substituted phenyl, for example, phenyl optionally substituted

- 18 -

with one or more substituents selected from -F, -Cl, -Br, -I, -R⁵, -OH, -OR⁵, -CF₃, -OCF₃, wherein each -R⁵ is independently saturated aliphatic C₁₋₄alkyl.

The Group -R^{Q1}

5

In one embodiment, -R^{Q1} is independently -H, -R¹, -R^{1X}, -Cl, -OH, -OR¹, -OR^{1X}, -SH, -SR¹, -NH₂, -NHR¹, -NR¹₂, or -NR^{RA}R^{RB}.

10

In one embodiment, -R^{Q1} is independently -R¹, -R^{1X}, -Cl, -OH, -OR¹, -OR^{1X}, -SH, -SR¹, -NH₂, -NHR¹, -NR¹₂, or -NR^{RA}R^{RB}.

In one embodiment, -R^{Q1} is independently -H, -R¹, -R^{1X}, -Cl, -OR¹, -OR^{1X}, -SH, -SR¹, -NH₂, -NHR¹, -NR¹₂, or -NR^{RA}R^{RB}.

15

In one embodiment, -R^{Q1} is independently -R¹, -R^{1X}, -Cl, -OR¹, -OR^{1X}, -SH, -SR¹, -NH₂, -NHR¹, -NR¹₂, or -NR^{RA}R^{RB}.

In one embodiment, -R^{Q1} is independently -H, -R¹, -Cl, -OH, -OR¹, -SH, -SR¹, -NH₂, -NHR¹, -NR¹₂, or -NR^{RA}R^{RB}.

20

In one embodiment, -R^{Q1} is independently -R¹, -Cl, -OH, -OR¹, -SH, -SR¹, -NH₂, -NHR¹, -NR¹₂, or -NR^{RA}R^{RB}.

25

In one embodiment, -R^{Q1} is independently -H, -R¹, -Cl, -OR¹, -SH, -SR¹, -NH₂, -NHR¹, -NR¹₂, or -NR^{RA}R^{RB}.

In one embodiment, -R^{Q1} is independently -R¹, -Cl, -OR¹, -SH, -SR¹, -NH₂, -NHR¹, -NR¹₂, or -NR^{RA}R^{RB}.

30

In one embodiment, -R^{Q1} is independently -H, -OH, -Me, -CF₃, -CH₂Br, -NH₂, -NHMe, -NMe₂, morpholino, or piperazino, or N-methyl-piperazino.

In one embodiment, -R^{Q1} is independently -OH, -Me, -CF₃, -CH₂Br, -NH₂, -NHMe, -NMe₂, morpholino, or piperazino, or N-methyl-piperazino.

35

In one embodiment, -R^{Q1} is independently -H, -Me, -CF₃, -CH₂Br, -NH₂, -NHMe, -NMe₂, morpholino, or piperazino, or N-methyl-piperazino.

40

In one embodiment, -R^{Q1} is independently -Me, -CF₃, -CH₂Br, -NH₂, -NHMe, -NMe₂, morpholino, or piperazino, or N-methyl-piperazino.

- 19 -

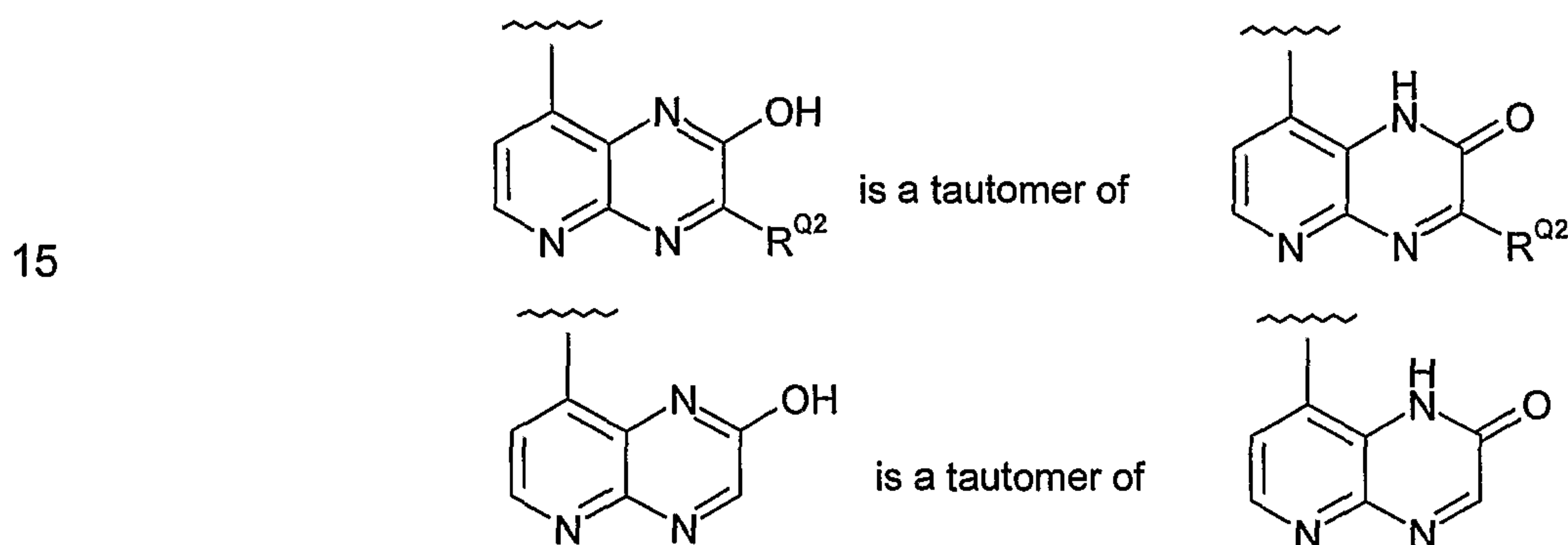
In one embodiment, $-R^{Q1}$ is independently -H, -OH, -Me, -NH₂, -NHMe, morpholino, or piperazino, or N-methyl-piperazino.

5 In one embodiment, $-R^{Q1}$ is independently -OH, -Me, -NH₂, -NHMe, morpholino, or piperazino, or N-methyl-piperazino.

In one embodiment, $-R^{Q1}$ is independently -H, -Me, -NH₂, -NHMe, morpholino, or piperazino, or N-methyl-piperazino.

10 In one embodiment, $-R^{Q1}$ is independently -Me, -NH₂, -NHMe, morpholino, or piperazino, or N-methyl-piperazino.

In one embodiment, $-R^{Q1}$ is -OH. In this case, tautomerisation is possible, and the two equivalent tautomers are shown below.



The Group $-R^{Q2}$

20 In one embodiment, $-R^{Q2}$ is independently -H, -R², -R^{2X}, -Cl, -OH, -OR², -OR^{2X}, -SH, -SR², -NH₂, -NHR², -NR²₂, or -NR^{RC}RRD.

25 In one embodiment, $-R^{Q2}$ is independently -R², -R^{2X}, -Cl, -OH, -OR², -OR^{2X}, -SH, -SR², -NH₂, -NHR², -NR²₂, or -NR^{RC}RRD.

In one embodiment, $-R^{Q2}$ is independently -H, -R², -R^{2X}, -Cl, -OR², -OR^{2X}, -SH, -SR², -NH₂, -NHR², -NR²₂, or -NR^{RC}RRD.

30 In one embodiment, $-R^{Q2}$ is independently -R², -R^{2X}, -Cl, -OR², -OR^{2X}, -SH, -SR², -NH₂, -NHR², -NR²₂, or -NR^{RC}RRD.

In one embodiment, $-R^{Q2}$ is independently -H, -R², -Cl, -OH, -OR², -SH, -SR², -NH₂, -NHR², -NR²₂, or -NR^{RC}RRD.

- 20 -

In one embodiment, $-R^{Q2}$ is independently $-R^2$, $-Cl$, $-OH$, $-OR^2$, $-SH$, $-SR^2$, $-NH_2$, $-NHR^2$, $-NR^2_2$, or $-NR^{RC}R^{RD}$.

5 In one embodiment, $-R^{Q2}$ is independently $-H$, $-R^2$, $-Cl$, $-OR^2$, $-SH$, $-SR^2$, $-NH_2$, $-NHR^2$, $-NR^2_2$, or $-NR^{RC}R^{RD}$.

In one embodiment, $-R^{Q2}$ is independently $-R^2$, $-Cl$, $-OR^2$, $-SH$, $-SR^2$, $-NH_2$, $-NHR^2$, $-NR^2_2$, or $-NR^{RC}R^{RD}$.

10 In one embodiment, $-R^{Q2}$ is independently $-H$, $-OH$, $-Me$, $-CF_3$, $-CH_2Br$, $-NH_2$, $-NHMe$, $-NMe_2$, morpholino, or piperazino, or N-methyl-piperazino.

In one embodiment, $-R^{Q2}$ is independently $-OH$, $-Me$, $-CF_3$, $-CH_2Br$, $-NH_2$, $-NHMe$, $-NMe_2$, morpholino, or piperazino, or N-methyl-piperazino.

15 In one embodiment, $-R^{Q2}$ is independently $-H$, $-Me$, $-CF_3$, $-CH_2Br$, $-NH_2$, $-NHMe$, $-NMe_2$, morpholino, or piperazino, or N-methyl-piperazino.

20 In one embodiment, $-R^{Q2}$ is independently $-Me$, $-CF_3$, $-CH_2Br$, $-NH_2$, $-NHMe$, $-NMe_2$, morpholino, or piperazino, or N-methyl-piperazino.

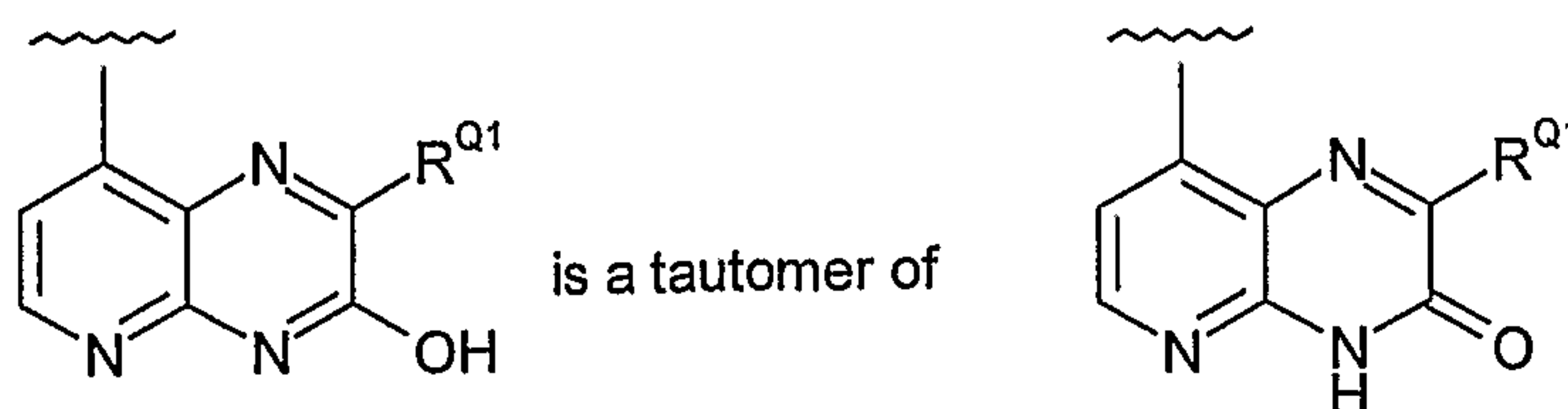
In one embodiment, $-R^{Q2}$ is independently $-H$, $-OH$, $-Me$, $-NH_2$, $-NHMe$, morpholino, or piperazino, or N-methyl-piperazino.

25 In one embodiment, $-R^{Q2}$ is independently $-OH$, $-Me$, $-NH_2$, $-NHMe$, morpholino, or piperazino, or N-methyl-piperazino.

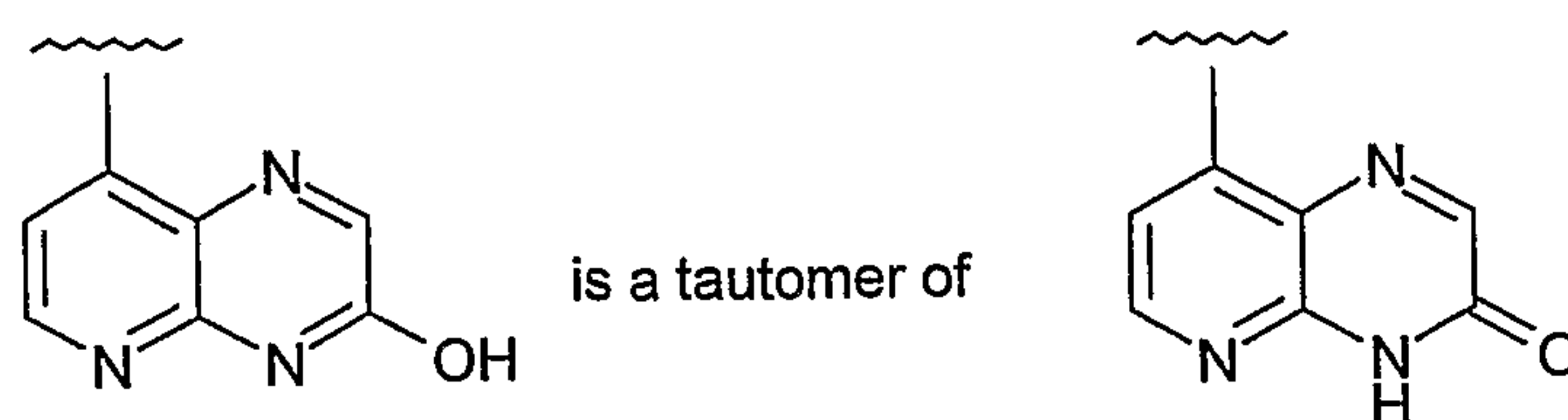
In one embodiment, $-R^{Q2}$ is independently $-H$, $-Me$, $-NH_2$, $-NHMe$, morpholino, or piperazino, or N-methyl-piperazino.

30 In one embodiment, $-R^{Q2}$ is independently $-Me$, $-NH_2$, $-NHMe$, morpholino, or piperazino, or N-methyl-piperazino.

35 In one embodiment, $-R^{Q2}$ is $-OH$. In this case, tautomerisation is possible, and the two equivalent tautomers are shown below.



- 21 -



Some Combinations of the Groups $-R^{Q1}$ and $-R^{Q2}$: Both are not -H

5 In one embodiment:

either:

$-R^{Q1}$ is independently -H, $-R^1$, $-R^{1X}$, -Cl, -OH, $-OR^1$, $-OR^{1X}$, -SH, $-SR^1$, $-NH_2$,

$-NHR^1$, $-NR^1_2$, or $-NR^{RA}R^{RB}$; and

$-R^{Q2}$ is independently $-R^2$, $-R^{2X}$, -Cl, -OH, $-OR^2$, $-OR^{2X}$, -SH, $-SR^2$, $-NH_2$, $-NHR^2$,

10 $-NR^2_2$, or $-NR^{RC}R^{RD}$;

or:

$-R^{Q1}$ is independently $-R^1$, $-R^{1X}$, -Cl, -OH, $-OR^1$, $-OR^{1X}$, -SH, $-SR^1$, $-NH_2$, $-NHR^1$,

$-NR^1_2$, or $-NR^{RA}R^{RB}$; and

$-R^{Q2}$ is independently -H, $-R^2$, $-R^{2X}$, -Cl, -OH, $-OR^2$, $-OR^{2X}$, -SH, $-SR^2$, $-NH_2$,

15 $-NHR^2$, $-NR^2_2$, or $-NR^{RC}R^{RD}$.

In one embodiment:

either:

$-R^{Q1}$ is independently -H, -OH, -Me, $-CF_3$, $-CH_2Br$, $-NH_2$, -NHMe, $-NMe_2$,

20 morpholino, or piperazino, or N-methyl-piperazino; and

$-R^{Q2}$ is independently -OH, -Me, $-CF_3$, $-CH_2Br$, $-NH_2$, -NHMe, $-NMe_2$, morpholino,

or piperazino, or N-methyl-piperazino;

or:

$-R^{Q1}$ is independently -OH, -Me, $-CF_3$, $-CH_2Br$, $-NH_2$, -NHMe, $-NMe_2$, morpholino,

25 or piperazino, or N-methyl-piperazino; and

$-R^{Q2}$ is independently -H, -OH, -Me, $-CF_3$, $-CH_2Br$, $-NH_2$, -NHMe, $-NMe_2$,

morpholino, or piperazino, or N-methyl-piperazino.

Some Combinations of the Groups $-R^{Q1}$ and $-R^{Q2}$: Exactly one is -OH

30

In one embodiment:

either:

$-R^{Q1}$ is independently -OH; and

$-R^{Q2}$ is independently -H, $-R^2$, $-R^{2X}$, -Cl, $-OR^2$, $-OR^{2X}$, -SH, $-SR^2$, $-NH_2$, $-NHR^2$,

35 $-NR^2_2$, or $-NR^{RC}R^{RD}$;

- 22 -

or:

-R^{Q1} is independently -H, -R¹, -R^{1X}, -Cl, -OR¹, -OR^{1X}, -SH, -SR¹, -NH₂, -NHR¹,
 -NR¹₂, or -NR^{RA}R^{RB}; and
 -R^{Q2} is independently -OH.

5

In one embodiment:

-R^{Q1} is independently -OH; and
 -R^{Q2} is independently -H, -R², -R^{2X}, -Cl, -OR², -OR^{2X}, -SH, -SR², -NH₂, -NHR²,
 -NR²₂, or -NR^{RC}RRD.

10

In one embodiment:

-R^{Q1} is independently -H, -R¹, -R^{1X}, -Cl, -OR¹, -OR^{1X}, -SH, -SR¹, -NH₂, -NHR¹,
 -NR¹₂, or -NR^{RA}R^{RB}; and
 -R^{Q2} is independently -OH.

15

In one embodiment:

either:

-R^{Q1} is independently -OH; and
 -R^{Q2} is independently -H, -Me, -CF₃, -CH₂Br, -NH₂, -NHMe, -NMe₂, morpholino, or
 piperazino, or N-methyl-piperazino;

20

or:

-R^{Q1} is independently -H, -Me, -CF₃, -CH₂Br, -NH₂, -NHMe, -NMe₂, morpholino, or
 piperazino, or N-methyl-piperazino; and
 -R^{Q2} is independently -OH.

25

In one embodiment:

-R^{Q1} is independently -OH; and
 -R^{Q2} is independently -H, -Me, -CF₃, -CH₂Br, -NH₂, -NHMe, -NMe₂, morpholino, or
 piperazino, or N-methyl-piperazino.

30

In one embodiment:

-R^{Q1} is independently -H, -Me, -CF₃, -CH₂Br, -NH₂, -NHMe, -NMe₂, morpholino, or
 piperazino, or N-methyl-piperazino; and
 -R^{Q2} is independently -OH.

35

In one embodiment:

either:

-R^{Q1} is -OH, and
 -R^{Q2} is independently -H, -Me, -NH₂, -NHMe, morpholino, or piperazino, or

40

N-methyl-piperazino.

or:

-R^{Q1} is independently -H, -Me, -NH₂, -NHMe, morpholino, or piperazino, or N-methyl-piperazino, and

-R^{Q2} is -OH.

5

In one embodiment:

-R^{Q1} is -OH, and

-R^{Q2} is independently -H, -Me, -NH₂, -NHMe, morpholino, or piperazino, or N-methyl-piperazino.

10

In one embodiment,

-R^{Q1} is independently -H, -Me, -NH₂, -NHMe, morpholino, or piperazino, or N-methyl-piperazino, and

-R^{Q2} is -OH.

15

In one embodiment:

either:

-R^{Q1} is -Me or -NH², and

-R^{Q2} is -OH;

20

or:

-R^{Q1} is -OH, and

-R^{Q2} is -Me or -NH².

In one embodiment:

25

-R^{Q1} is -Me or -NH², and

-R^{Q2} is -OH.

In one embodiment:

30

-R^{Q1} is -OH, and

-R^{Q2} is -Me or -NH².

In one embodiment:

either:

35

-R^{Q1} is -OH, and

-R^{Q2} is -H;

or:

-R^{Q1} is -H, and

-R^{Q2} is -OH.

In one embodiment:

- R^{Q1} is -OH, and
- R^{Q2} is -H.

5 In one embodiment:

- R^{Q1} is -H, and
- R^{Q2} is -OH.

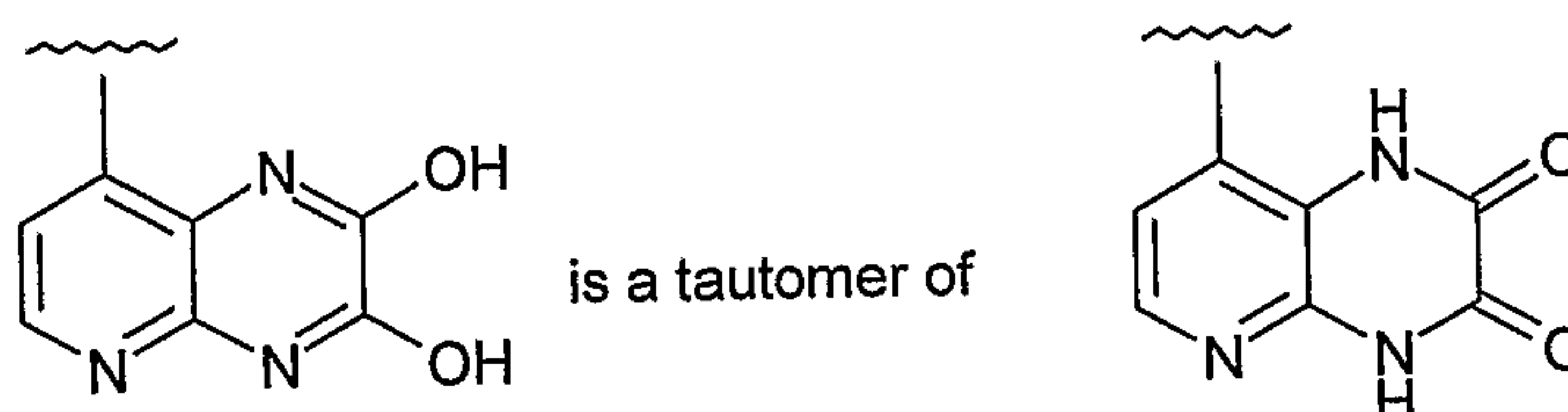
Some Combinations of the Groups -R^{Q1} and -R^{Q2}: Both are -OH

10

In one embodiment:

- R^{Q1} is -OH and
- R^{Q2} is -OH.

15 In this case, tautomerisation is possible, and the two equivalent tautomers are shown below.



Some Combinations of the Groups -R^{Q1} and -R^{Q2}: Neither is -OH

20

In one embodiment:

- R^{Q1} is independently -H, -R¹, -R^{1X}, -Cl, -OR¹, -OR^{1X}, -SH, -SR¹, -NH₂, -NHR¹, -NR¹₂, or -NR^{RA}R^{RB}; and
- R^{Q2} is independently -H, -R², -R^{2X}, -Cl, -OR², -OR^{2X}, -SH, -SR², -NH₂, -NHR², -NR²₂, or -NR^{RC}RRD.

25

In one embodiment:

- R^{Q1} is independently -H, -R¹, -Cl, -OR¹, -SH, -SR¹, -NH₂, -NHR¹, -NR¹₂, or -NR^{RA}R^{RB}; and
- R^{Q2} is independently -H, -R², -Cl, -OR², -SH, -SR², -NH₂, -NHR², -NR²₂, or -NR^{RC}RRD.

30

In one embodiment:

- R^{Q1} is independently -H, -Me, -NH₂, -NHMe, morpholino, or piperazino, or
- 35 N-methyl-piperazino; and
- R^{Q2} is independently -H, -Me, -NH₂, -NHMe, morpholino, or piperazino, or N-methyl-piperazino.

In one embodiment:

-R^{Q1} is independently -H; and

5 -R^{Q2} is independently -H, -Me, -NH₂, -NHMe, morpholino, or piperazino, or N-methyl-piperazino.

Some Combinations of the Groups -R^{Q1} and -R^{Q2}: Neither is -OH and Both are not -H

In one embodiment:

10 either:

-R^{Q1} is independently -H, -R¹, -R^{1X}, -Cl, -OR¹, -OR^{1X}, -SH, -SR¹, -NH₂, -NHR¹, -NR¹₂, or -NR^{RA}R^{RB}; and

-R^{Q2} is independently -R², -R^{2X}, -Cl, -OR², -OR^{2X}, -SH, -SR², -NH₂, -NHR², -NR²₂, or -NR^{RC}RRD;

15 or:

-R^{Q1} is independently -R¹, -R^{1X}, -Cl, -OR¹, -OR^{1X}, -SH, -SR¹, -NH₂, -NHR¹, -NR¹₂, or -NR^{RA}R^{RB}; and

-R^{Q2} is independently -H, -R², -R^{2X}, -Cl, -OR², -OR^{2X}, -SH, -SR², -NH₂, -NHR², -NR²₂, or -NR^{RC}RRD.

20

In one embodiment:

-R^{Q1} is independently -H, -R¹, -R^{1X}, -Cl, -OR¹, -OR^{1X}, -SH, -SR¹, -NH₂, -NHR¹, -NR¹₂, or -NR^{RA}R^{RB}; and

25 -R^{Q2} is independently -R², -R^{2X}, -Cl, -OR², -OR^{2X}, -SH, -SR², -NH₂, -NHR², -NR²₂, or -NR^{RC}RRD.

In one embodiment:

-R^{Q1} is independently -R¹, -R^{1X}, -Cl, -OR¹, -OR^{1X}, -SH, -SR¹, -NH₂, -NHR¹, -NR¹₂, or -NR^{RA}R^{RB}; and

30 -R^{Q2} is independently -H, -R², -R^{2X}, -Cl, -OR², -OR^{2X}, -SH, -SR², -NH₂, -NHR², -NR²₂, or -NR^{RC}RRD.

In one embodiment:

either:

35 -R^{Q1} is independently -H, -R¹, -Cl, -OR¹, -SH, -SR¹, -NH₂, -NHR¹, -NR¹₂, or -NR^{RA}R^{RB}; and

-R^{Q2} is independently -R², -Cl, -OR², -SH, -SR², -NH₂, -NHR², -NR²₂, or -NR^{RC}RRD;

or:

-R^{Q1} is independently -R¹, -Cl, -OR¹, -SH, -SR¹, -NH₂, -NHR¹, -NR¹₂, or -NR^{RA}R^{RB};

and

5 -R^{Q2} is independently -H, -R², -Cl, -OR², -SH, -SR², -NH₂, -NHR², -NR²₂, or -NR^{RC}RRD.

In one embodiment:

-R^{Q1} is independently -H, -R¹, -Cl, -OR¹, -SH, -SR¹, -NH₂, -NHR¹, -NR¹₂, or

-NR^{RA}R^{RB}; and

10 -R^{Q2} is independently -R², -Cl, -OR², -SH, -SR², -NH₂, -NHR², -NR²₂, or -NR^{RC}RRD.

In one embodiment:

-R^{Q1} is independently -R¹, -Cl, -OR¹, -SH, -SR¹, -NH₂, -NHR¹, -NR¹₂, or -NR^{RA}R^{RB};

and

15 -R^{Q2} is independently -H, -R², -Cl, -OR², -SH, -SR², -NH₂, -NHR², -NR²₂, or -NR^{RC}RRD.

In one embodiment:

either:

20 -R^{Q1} is independently -H, -Me, -NH₂, -NHMe, morpholino, or piperazino, or N-methyl-piperazino; and

-R^{Q2} is independently -Me, -NH₂, -NHMe, morpholino, or piperazino, or N-methyl-piperazino;

or:

25 -R^{Q1} is independently -Me, -NH₂, -NHMe, morpholino, or piperazino, or N-methyl-piperazino; and

-R^{Q2} is independently -H, -Me, -NH₂, -NHMe, morpholino, or piperazino, or N-methyl-piperazino.

30 The Groups -R¹ and -R²

In one embodiment, each -R¹, if present, is independently saturated aliphatic C₁₋₆alkyl, and is unsubstituted or substituted, for example, with one or more groups selected from -OH, -OR¹¹, -NH₂, -NHR¹¹, and -NR¹¹₂, wherein each -R¹¹ is independently saturated

35 aliphatic C₁₋₃alkyl.

In one embodiment, each -R¹¹, if present, is independently -Me or -Et.

In one embodiment, each -R¹, if present, is independently saturated aliphatic C₁₋₆alkyl, and is unsubstituted.

40

- 27 -

In one embodiment, each $-R^1$, if present, is independently saturated aliphatic C_{1-4} alkyl, and is unsubstituted.

5 In one embodiment, each $-R^2$, if present, is independently saturated aliphatic C_{1-6} alkyl, and is unsubstituted or substituted, for example, with one or more groups selected from $-OH$, $-OR^{22}$, $-NH_2$, $-NHR^{22}$, and $-NR^{22}_2$, wherein each $-R^{22}$ is independently saturated aliphatic C_{1-3} alkyl.

In one embodiment, each $-R^{22}$, if present, is independently $-Me$ or $-Et$.

10

In one embodiment, each $-R^2$, if present, is independently saturated aliphatic C_{1-6} alkyl, and is unsubstituted.

15 In one embodiment, each $-R^2$, if present, is independently saturated aliphatic C_{1-4} alkyl, and is unsubstituted.

The Groups $-R^{1X}$ and $-R^{2X}$

20 In one embodiment, each $-R^{1X}$, if present, is independently saturated aliphatic C_{1-4} alkyl substituted with one or more groups selected from $-F$, $-Cl$, $-Br$, and $-I$.

In one embodiment, each $-R^{1X}$, if present, is independently saturated aliphatic C_{1-4} alkyl substituted with one or more groups selected from $-F$ or $-Cl$.

25 In one embodiment, each $-R^{1X}$, if present, is independently $-CF_3$ or $-CH_2Br$.
In one embodiment, each $-R^{1X}$, if present, is independently $-CF_3$.

In one embodiment, each $-R^{2X}$, if present, is independently saturated aliphatic C_{1-4} alkyl substituted with one or more groups selected from $-F$, $-Cl$, $-Br$, and $-I$.

30

In one embodiment, each $-R^{2X}$, if present, is independently saturated aliphatic C_{1-4} alkyl substituted with one or more groups selected from $-F$ or $-Cl$.

In one embodiment, each $-R^{2X}$, if present, is independently $-CF_3$ or $-CH_2Br$.

35 In one embodiment, each $-R^{2X}$, if present, is independently $-CF_3$.

The Groups -NR^{RA}R^{RB} and -NR^{RC}RRD

In one embodiment:

5 -NR^{RA}R^{RB}, if present, is independently azetidino, pyrrolidino, piperidino, piperazino, morpholino, azepino, or diazepino, and is optionally substituted with one or more groups selected from saturated aliphatic C₁₋₄alkyl; and

-NR^{RC}RRD, if present, is independently azetidino, pyrrolidino, piperidino, piperazino, morpholino, azepino, or diazepino, and is optionally substituted with one or more groups selected from saturated aliphatic C₁₋₄alkyl.

10

In one embodiment:

-NR^{RA}R^{RB}, if present, is independently piperidino, piperazino, or morpholino, and is optionally substituted with one or more groups selected from saturated aliphatic C₁₋₄alkyl; and

15 -NR^{RC}RRD, if present, is independently piperidino, piperazino, or morpholino, and is optionally substituted with one or more groups selected from saturated aliphatic C₁₋₄alkyl.

The Group -X-

20

In one embodiment, -X- is independently -O-, -S-, -S(=O)-, or -S(=O)₂-.

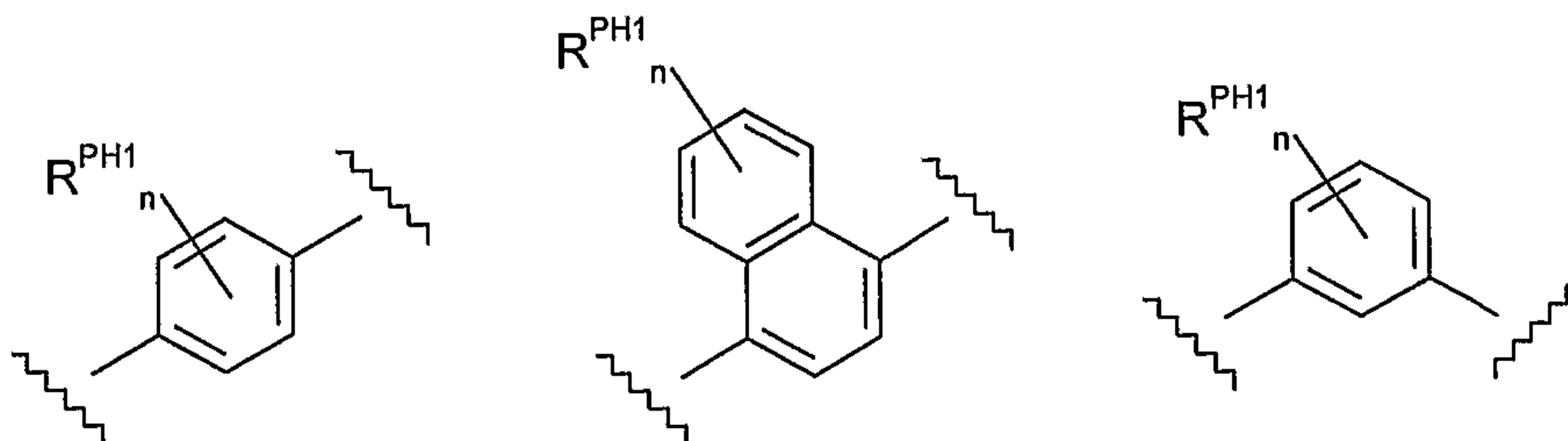
In one embodiment, -X- is independently -O- or -S-.

In one embodiment, -X- is independently -O-.

25 In one embodiment, -X- is independently -S-.

The Group -M-

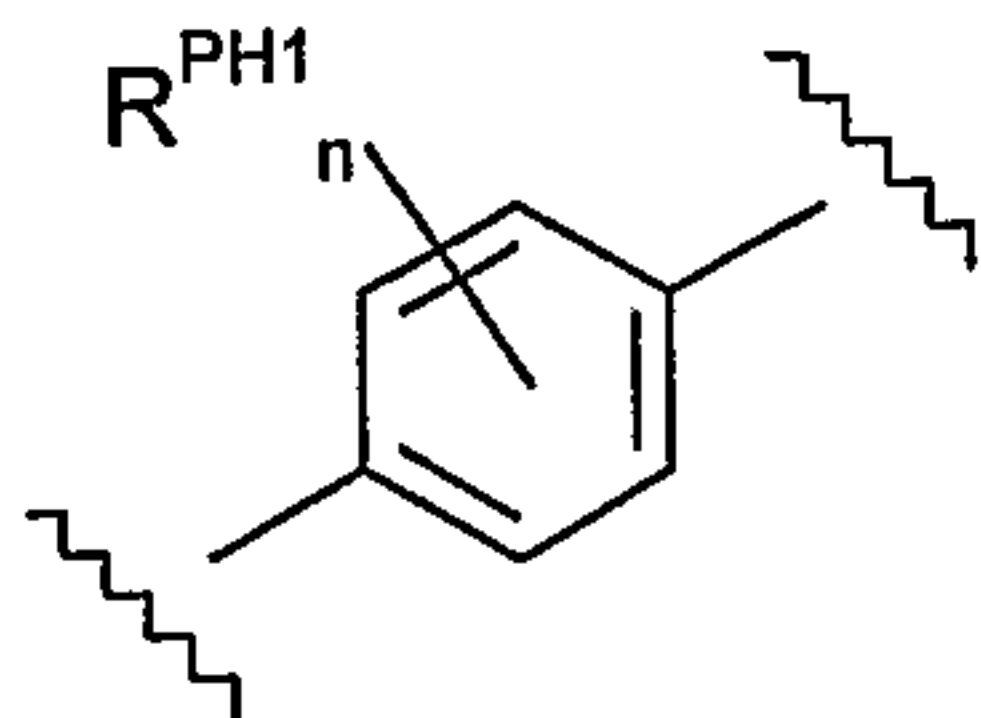
In one embodiment, -M- is independently selected from:



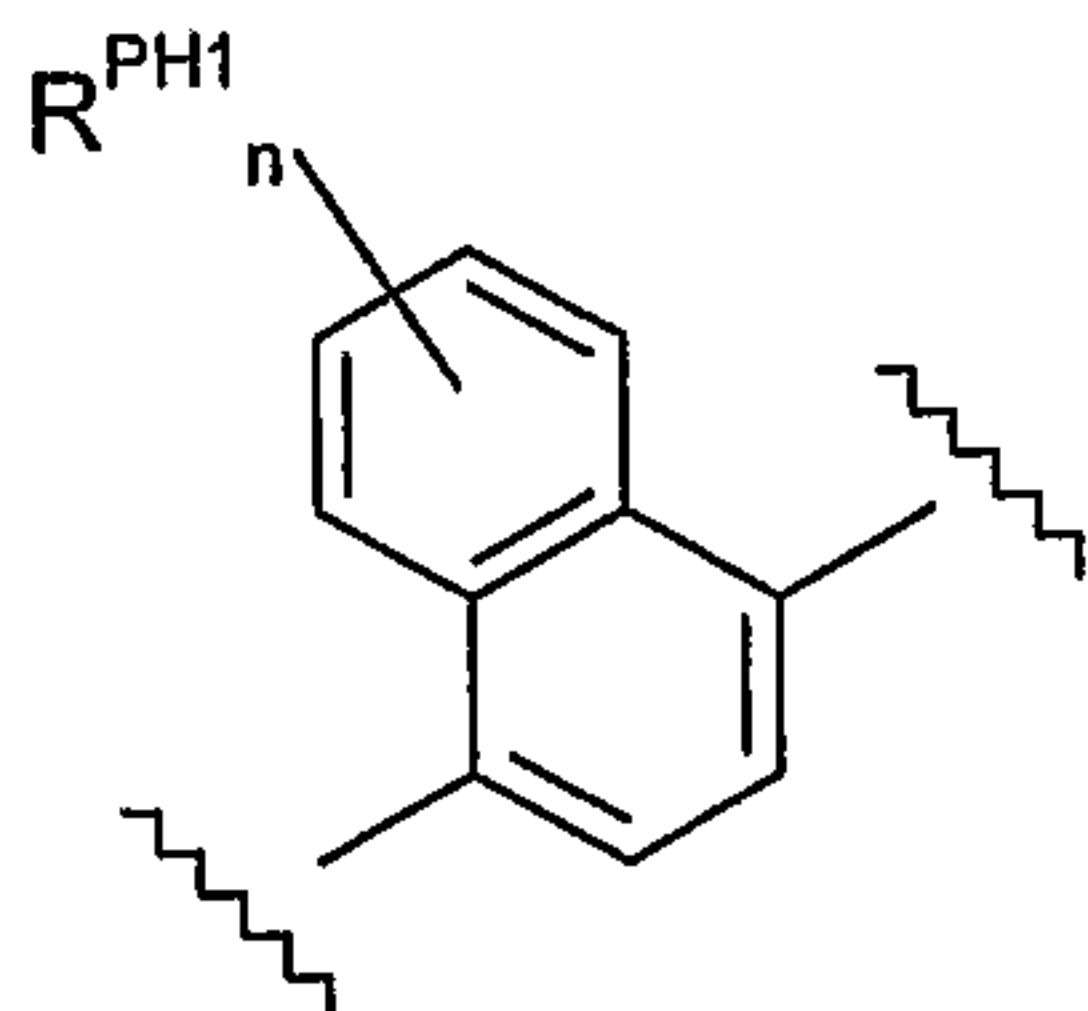
30

- 29 -

In one embodiment, -M- is independently:

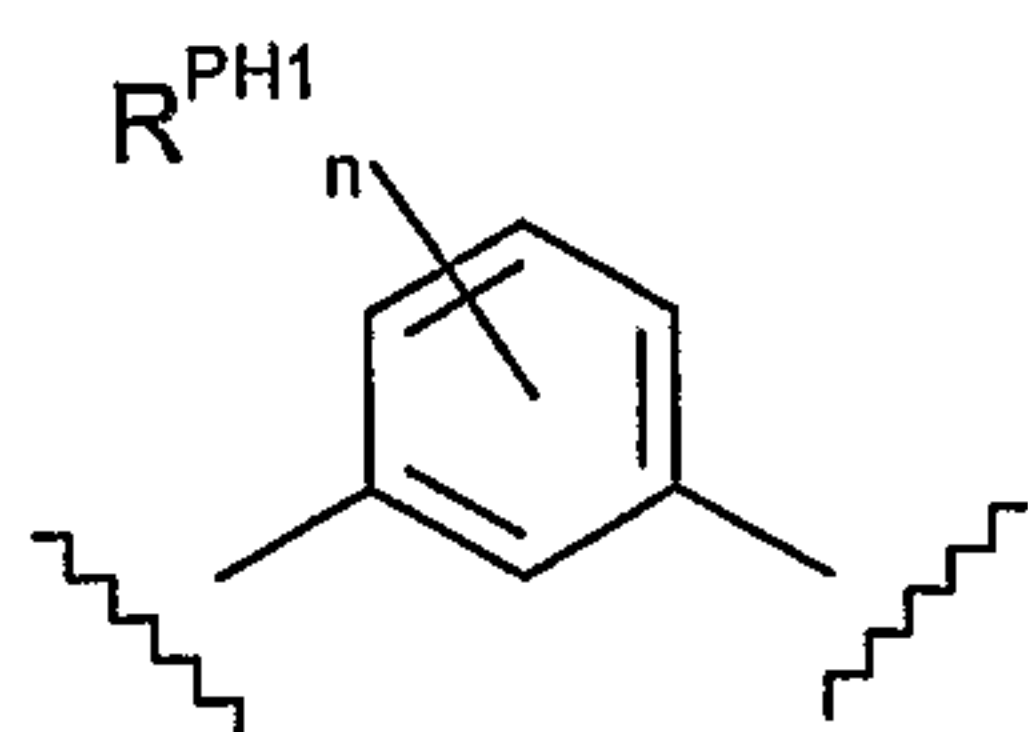


In one embodiment, -M- is independently:



5

In one embodiment, -M- is independently:



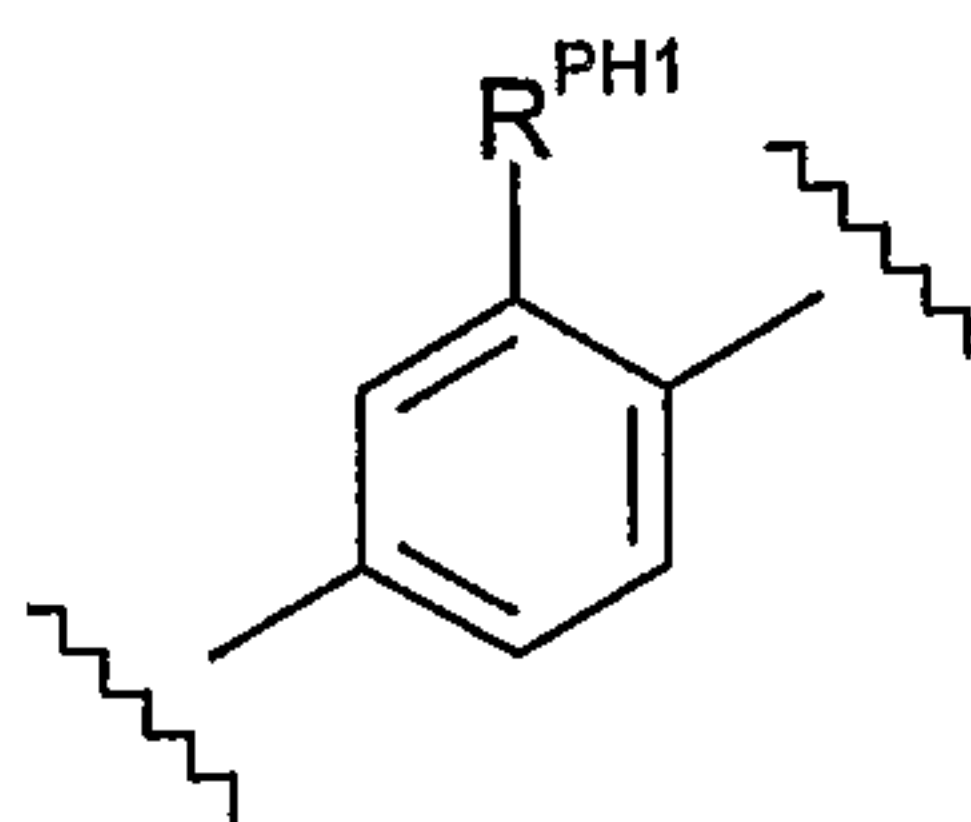
10 In one embodiment, n is independently 0, 1 or 2.

In one embodiment, n is independently 0 or 1.

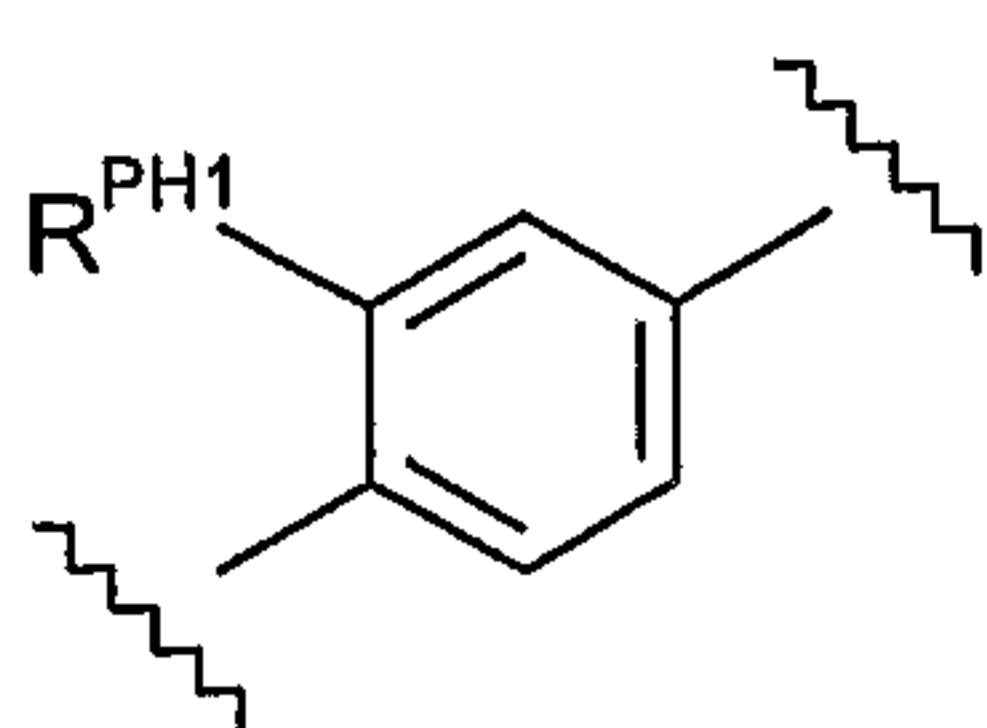
In one embodiment, n is independently 0.

In one embodiment, n is independently 1.

15 In one embodiment, -M- is independently:



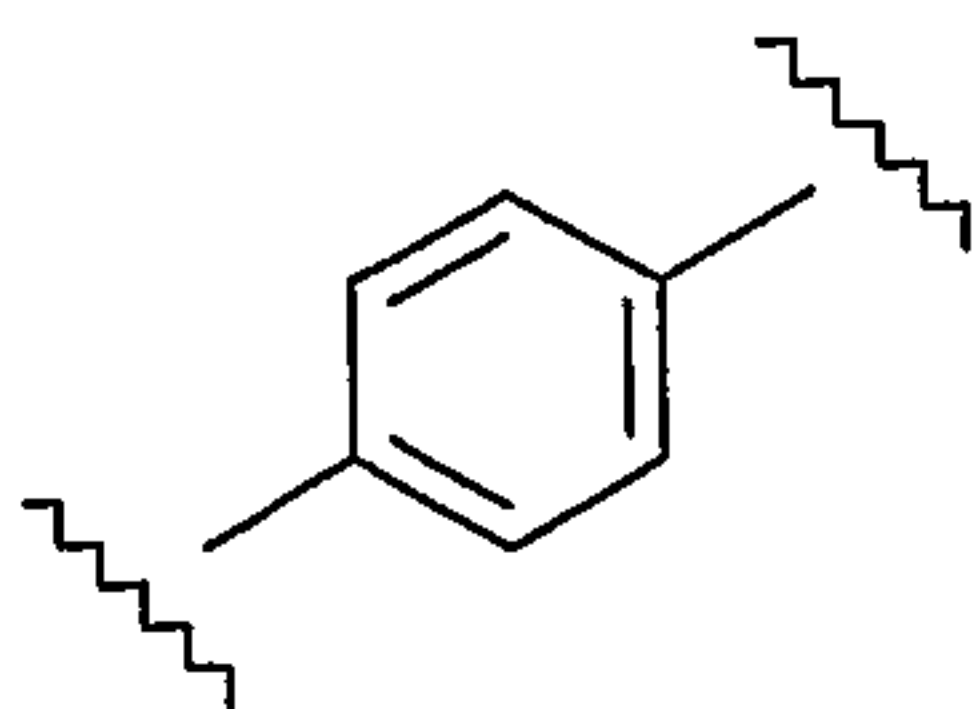
In one embodiment, -M- is independently:



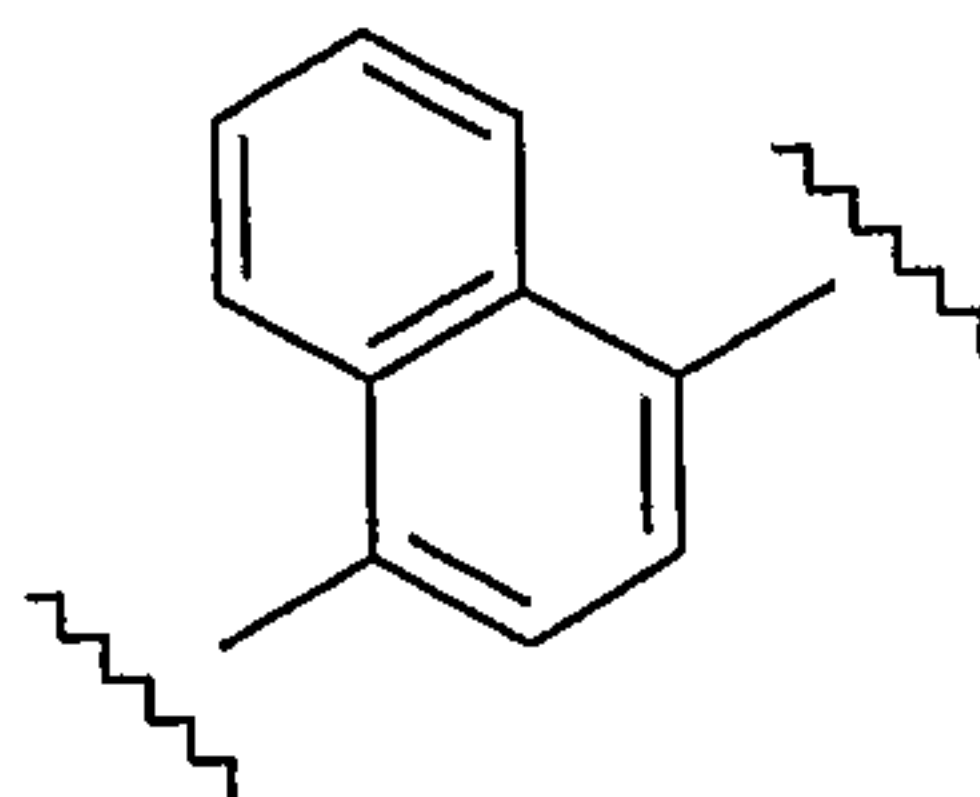
20

- 30 -

In one embodiment, -M- is independently:



In one embodiment, -M- is independently:



5

In one embodiment, each $-R^{PH1}$, if present, is independently -F, -Cl, -Br, -I, $-R^3$, $-R^{3Y}$, $-CF_3$, -OH, $-OR^3$, $-OCF_3$, $-NH_2$, $-NHR^3$, $-NR^3_2$, -CN, -SH, or $-SR^3$; wherein each $-R^3$ is independently saturated aliphatic C_{1-4} alkyl, and each $-R^{3Y}$ is independently aliphatic C_{2-6} alkenyl or aliphatic C_{2-6} alkynyl.

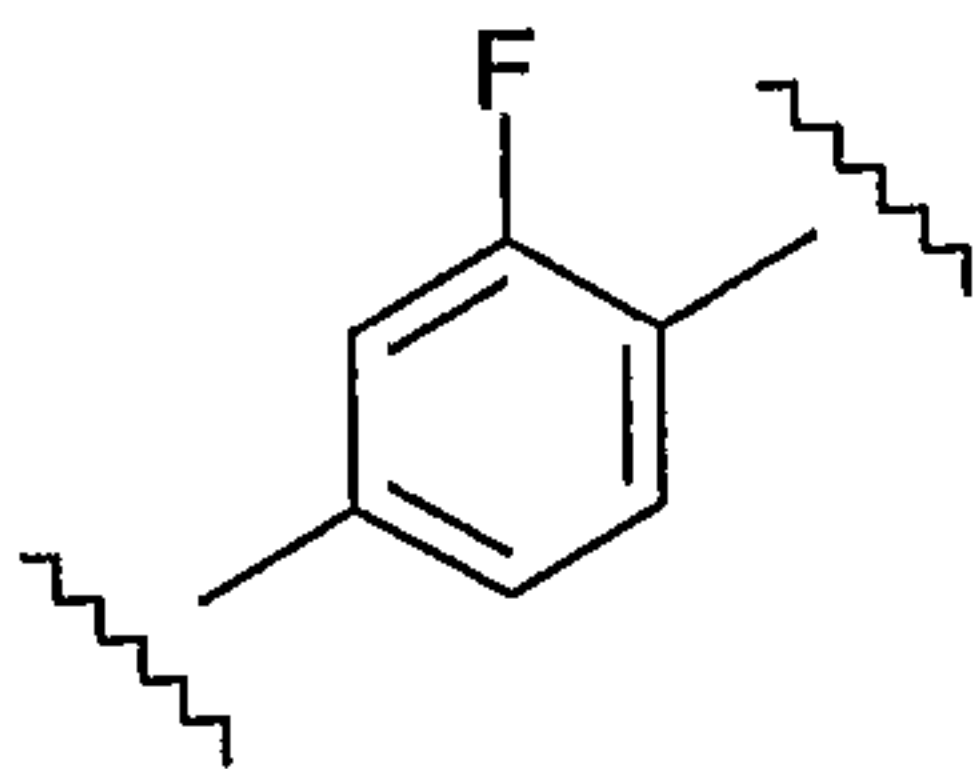
10

In one embodiment, each $-R^{PH1}$, if present, is independently -F, -Cl, -Br, -I, $-R^3$, -OH, $-OR^3$, -SH, or $-SR^3$; wherein each $-R^3$ is independently saturated aliphatic C_{1-4} alkyl.

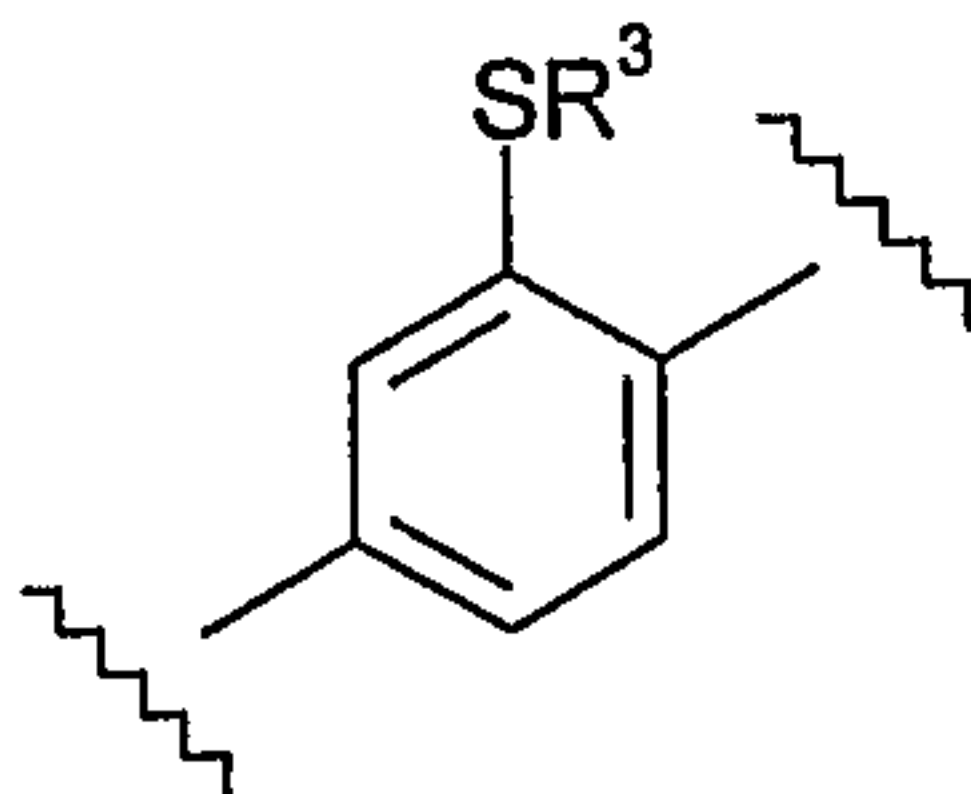
15 In one embodiment, each $-R^{PH1}$, if present, is independently -F or $-SR^3$.
 In one embodiment, each $-R^{PH1}$, if present, is independently -F or -SMe.
 In one embodiment, each $-R^{PH1}$, if present, is independently -F.
 In one embodiment, each $-R^{PH1}$, if present, is independently $-SR^3$.
 In one embodiment, each $-R^{PH1}$, if present, is independently -SMe.

20

In one embodiment, -M- is independently:



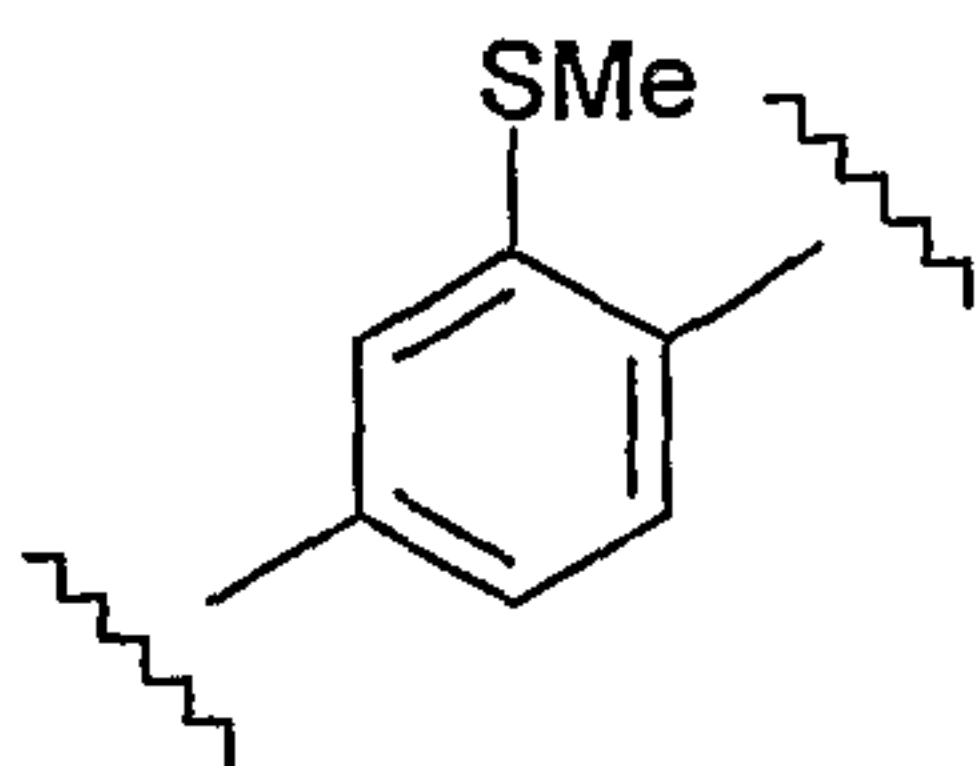
In one embodiment, -M- is independently:



25

- 31 -

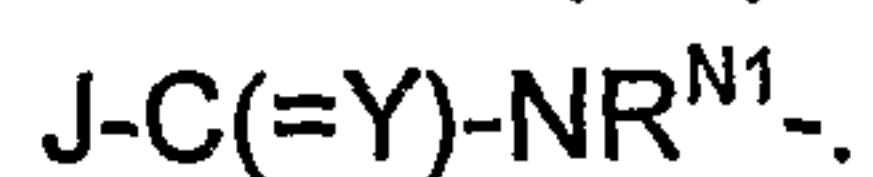
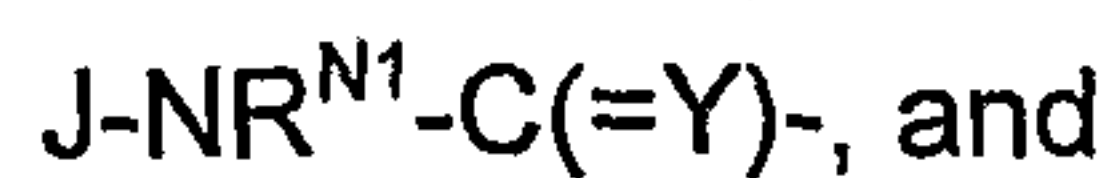
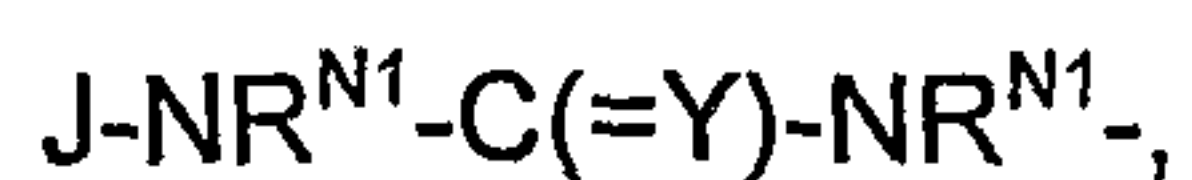
In one embodiment, -M- is independently:



The Group -L-

5

In one embodiment, J-L- is independently selected from:



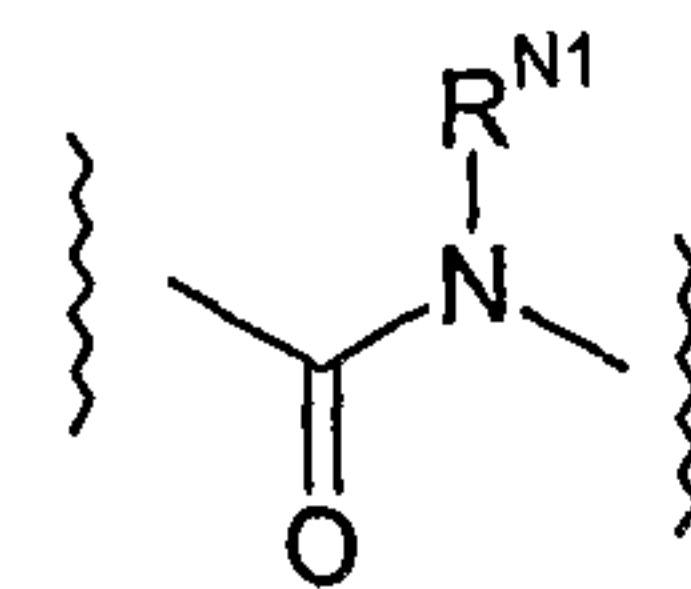
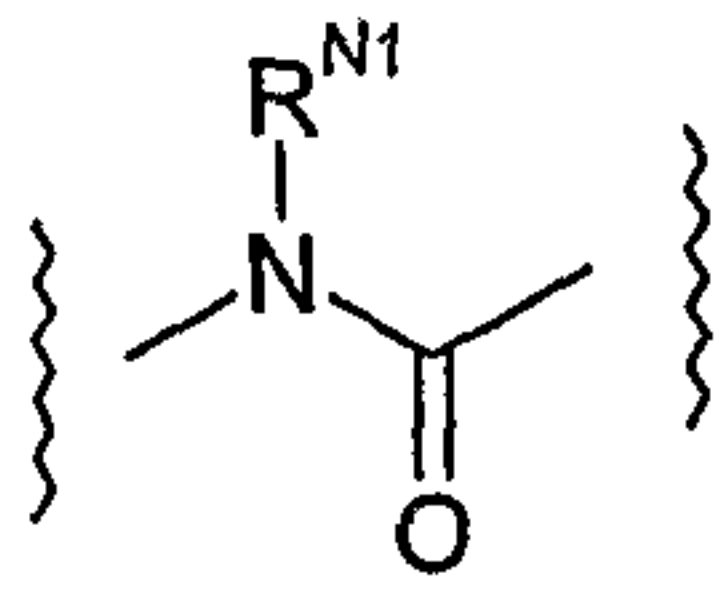
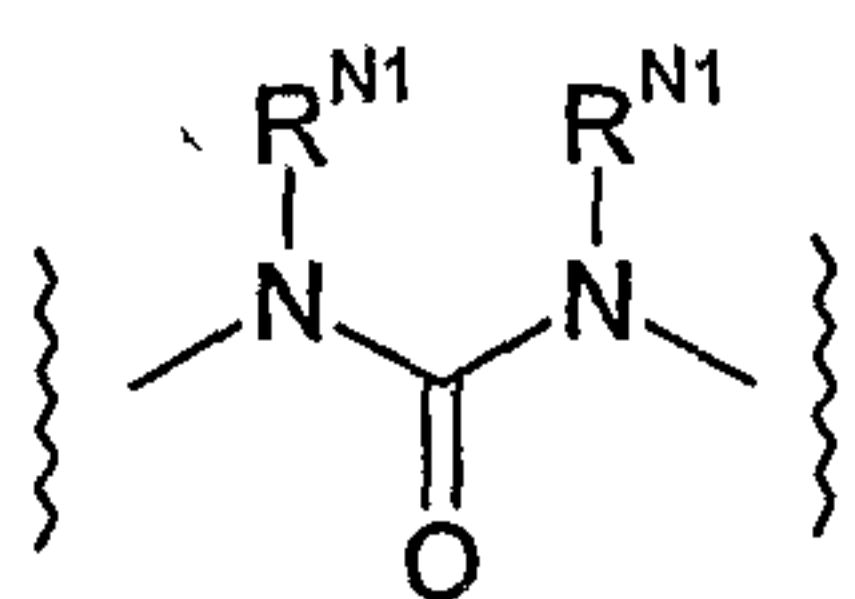
10

In one embodiment, =Y is independently =O.

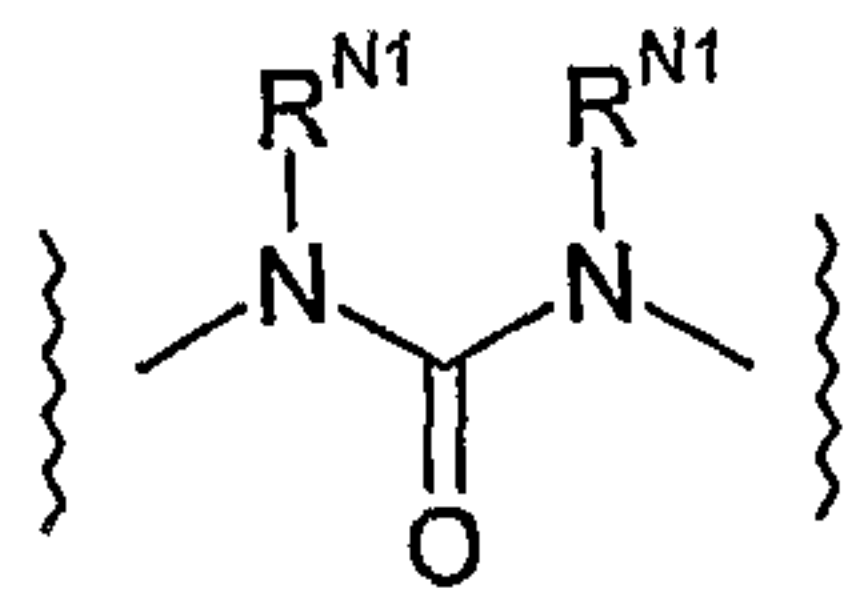
In one embodiment, =Y is independently =S.

In one embodiment, -L- is independently selected from:

15

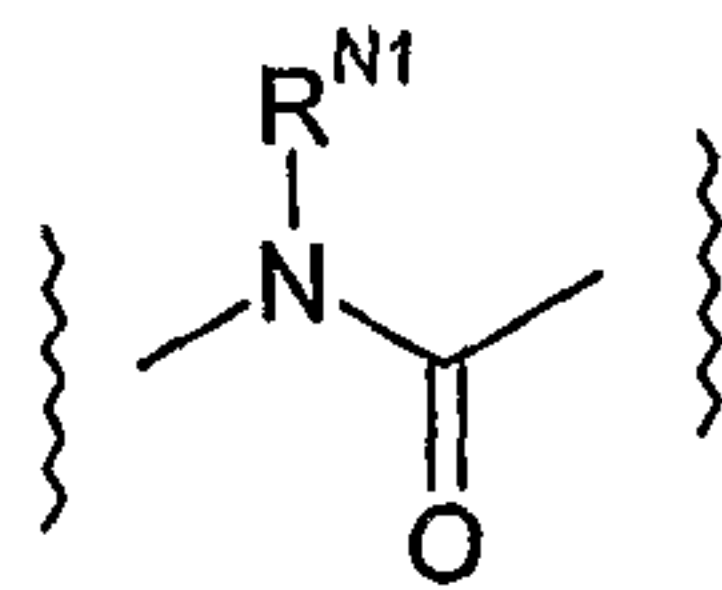


In one embodiment, -L- is independently:

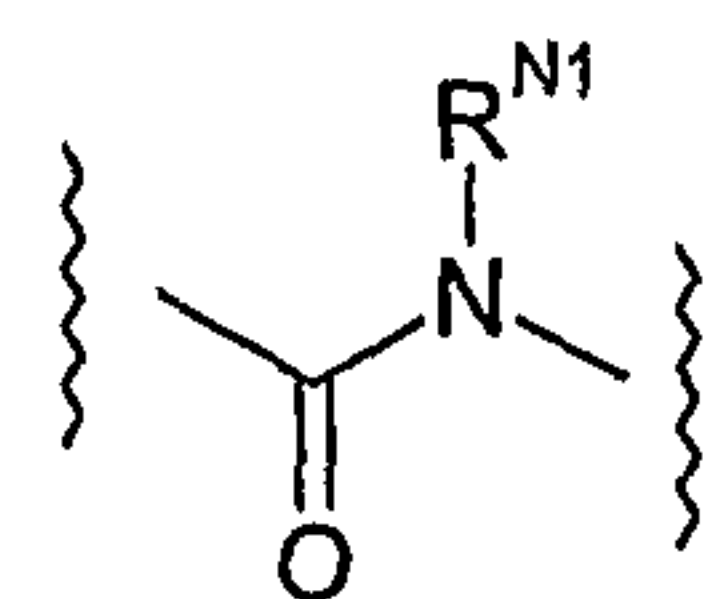


20

In one embodiment, -L- is independently:



In one embodiment, -L- is independently:



25

- 32 -

In one embodiment, each $-R^{N1}$, if present, is independently $-H$ or saturated aliphatic C_{1-4} alkyl.

In one embodiment, each $-R^{N1}$, if present, is independently $-H$.

5

The Group -J

In one embodiment, $-J$ is independently phenyl or C_{5-6} heteroaryl, and is optionally substituted.

10

In one embodiment, $-J$ is independently phenyl, pyrazolyl, or pyridyl, and is optionally substituted.

In one embodiment, $-J$ is independently phenyl or pyrazolyl, and is optionally substituted.

15

In one embodiment, $-J$ is independently phenyl, and is optionally substituted.

In one embodiment, $-J$ is independently pyrazolyl, and is optionally substituted.

In one embodiment, $-J$ is independently 1H-pyrazol-5-yl, and is optionally substituted.

20

In one embodiment, $-J$ is independently pyridyl, and is optionally substituted.

In one embodiment, $-J$ is independently pyrid-3-yl, and is optionally substituted.

The Group -J: Optional Substituents

25

In one embodiment, $-J$ is optionally substituted with one or more substituents selected from:

$-F$, $-Cl$, $-Br$, $-I$, $-CF_3$, $-OCF_3$,
 $-R^4$, $-R^{4S}$, $-R^{4A}$, $-R^{4B}$, $-R^{4C}$, $-L^4-R^{4C}$, $-Ar$, $-L^4-Ar$,
 $-OH$, $-OR^4$, $-L^4-OH$, $-L^4-OR^4$, $-O-L^4-OH$, $-O-L^4-OR^4$,
 $-OR^{4C}$, $-O-L^4-R^{4C}$, $-OAr$, $-O-L^4-Ar$,
 $-SH$, $-SR^4$, $-CN$, $-NO_2$,
 $-NH_2$, $-NHR^{4SS}$, $-R^N$,
 $-L^4-NH_2$, $-L^4-NHR^{4SS}$, $-L^4-R^N$,
 $-O-L^4-NH_2$, $-O-L^4-NHR^{4SS}$, $-O-L^4-R^N$,
 $-NH-L^4-NH_2$, $-NH-L^4-NHR^{4SS}$, $-NH-L^4-R^N$,
 $-NR^4-L^4-NH_2$, $-NR^4-L^4-NHR^{4SS}$, $-NR^4-L^4-R^N$,

30

35

In one embodiment, $-J$ is optionally substituted with one or more substituents selected from:

40

$-F$, $-Cl$, $-Br$, $-I$, $-CF_3$, $-OCF_3$,

- 33 -

5
 $-R^4, -R^{4S}, -R^{4A}, -R^{4B}, -R^{4C}, -L^4-R^{4C}, -Ar, -L^4-Ar,$
 $-OH, -OR^4, -L^4-OH, -L^4-OR^4, -O-L^4-OH, -O-L^4-OR^4,$
 $-OR^{4C}, -O-L^4-R^{4C}, -OAr, -O-L^4-Ar,$
 $-NH_2, -NHR^{4SS}, -R^N,$
 $-L^4-NH_2, -L^4-NHR^{4SS}, -L^4-R^N,$
 $-O-L^4-NH_2, -O-L^4-NHR^{4SS}, -O-L^4-R^N,$
 $-NH-L^4-NH_2, -NH-L^4-NHR^{4SS}, -NH-L^4-R^N,$
 $-NR^4-L^4-NH_2, -NR^4-L^4-NHR^{4SS},$ and $-NR^4-L^4-R^N.$

10 In one embodiment, -J is optionally substituted with one or more substituents selected from -F, -Cl, -Br, -I, -R⁴, -Ar, -L⁴-Ar, -OH, -OR⁴, -CF₃, -OCF₃, -OAr, -O-L⁴-Ar.

15 In one embodiment, each -Ar, if present, is independently optionally substituted phenyl or pyridyl, for example, phenyl or pyridyl optionally substituted with one or more substituents selected from -F, -Cl, -Br, -I, -R⁵, -OH, -OR⁵, -CF₃, -OCF₃, and -S(=O)₂R⁵.

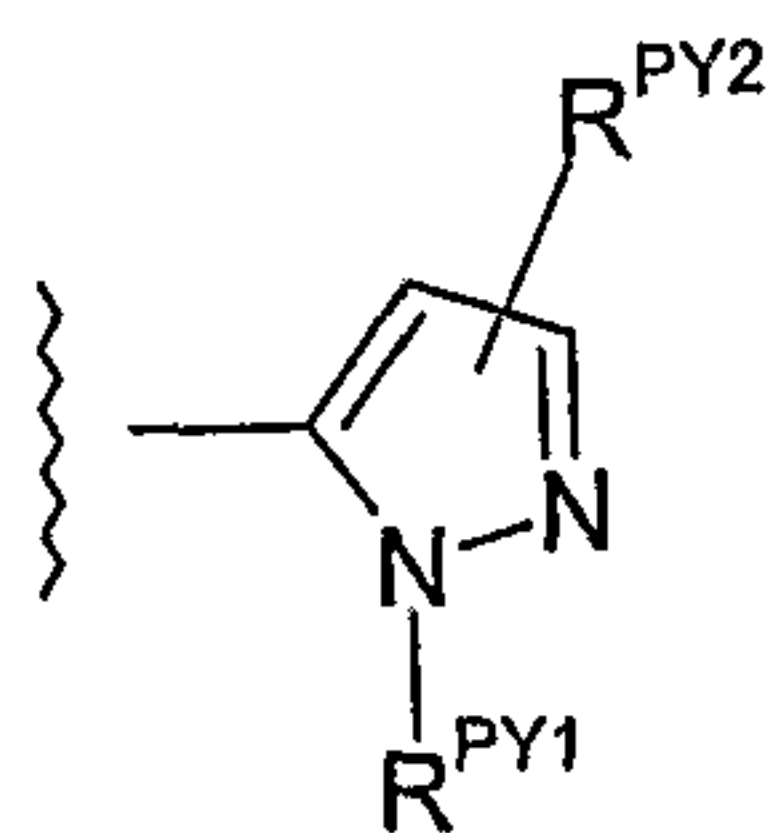
20 In one embodiment, -J is optionally substituted with one or more substituents selected from -F, -Cl, -Br, -I, -R⁴, -OH, -OR⁴, -CF₃, -OCF₃, and -Ph, wherein each -R⁴ is independently saturated aliphatic C₁₋₄alkyl; and each -Ph denotes optionally substituted phenyl, for example, phenyl optionally substituted with one or more substituents selected from -F, -Cl, -Br, -I, -R⁵, -OH, -OR⁵, -CF₃, and -OCF₃, wherein each -R⁵ is independently saturated aliphatic C₁₋₄alkyl.

The Group -J: Substituted Pyrazolyl

25 In one embodiment, -J is independently pyrazolyl, and is optionally substituted.

In one embodiment, -J is independently 1H-pyrazol-5-yl, and is optionally substituted.

30 In one embodiment, -J is independently:



wherein:

35 $-R^{PY1}$ is independently selected from $-R^4, -R^{4S}, -R^{4A}, -R^{4B}, -R^{4C}, -L^4-R^{4C}, -Ar,$
and $-L^4-Ar$; and
 $-R^{PY2}$ is independently $-F, -Cl, -Br, -I, -R^4, -OH, -OR^4, -CF_3, -OCF_3,$ and $-Ar.$

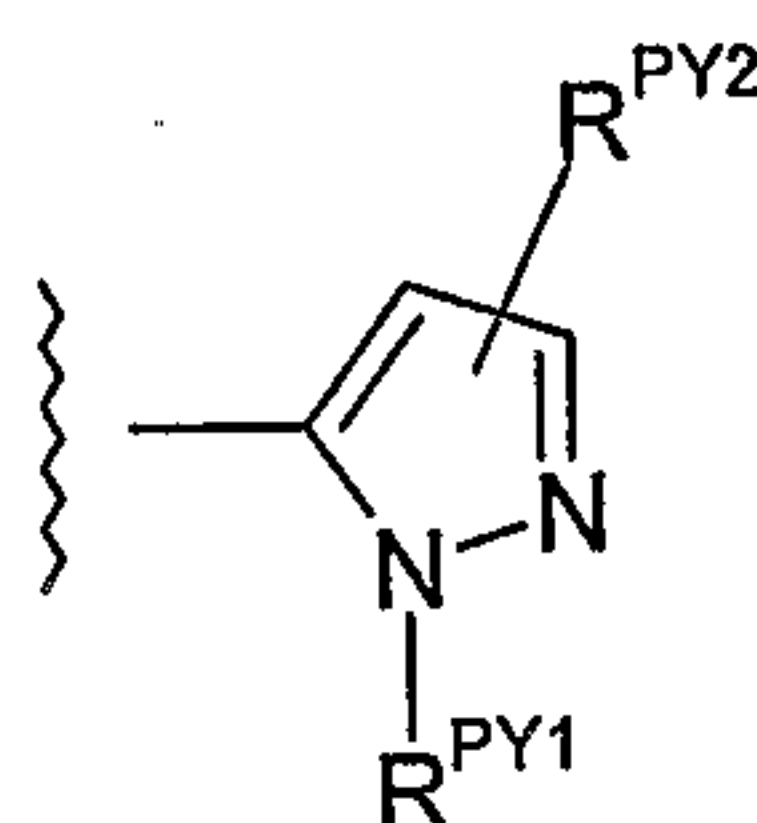
In one embodiment, $-R^{PY1}$ is independently -Ar.

In one embodiment, $-R^{PY1}$ is independently phenyl or C_{5-6} heteroaryl, and is optionally substituted, for example, with one or more substituents selected from $-F$, $-Cl$, $-Br$, $-I$, $-R^5$, $-OH$, $-OR^5$, $-CF_3$, $-OCF_3$, and $-S(=O)_2R^5$.

5

In one embodiment, $-R^{PY1}$ is independently phenyl or pyridyl, and is optionally substituted, for example, with one or more substituents selected from $-F$, $-Cl$, $-Br$, $-I$, $-R^5$, $-OH$, $-OR^5$, $-CF_3$, $-OCF_3$, and $-S(=O)_2R^5$.

10 In one embodiment, $-J$ is independently:



wherein:

$-R^{PY1}$ is independently phenyl or C_{5-6} heteroaryl, and is optionally substituted, for example, with one or more substituents selected from $-F$, $-Cl$, $-Br$, $-I$, $-R^5$, $-OH$, $-OR^5$, $-CF_3$, $-OCF_3$, wherein each $-R^5$ is independently saturated aliphatic C_{1-4} alkyl;

15

$-R^{PY2}$ is independently $-F$, $-Cl$, $-Br$, $-I$, $-R^4$, $-OH$, $-OR^4$, $-CF_3$, $-OCF_3$, and $-Ph$, wherein each $-R^4$ is independently saturated aliphatic C_{1-4} alkyl.

In one embodiment, $-R^{PY1}$ is independently phenyl or pyridyl, and is optionally substituted, for example, with one or more substituents selected from $-F$, $-Cl$, $-Br$, $-I$, $-R^5$, $-OH$, $-OR^5$, $-CF_3$, $-OCF_3$.

20

In one embodiment, $-R^{PY1}$ is independently phenyl, and is optionally substituted, for example, with one or more substituents selected from $-F$, $-Cl$, $-Br$, $-I$, $-R^5$, $-OH$, $-OR^5$, $-CF_3$, $-OCF_3$.

25

In one embodiment, $-R^{PY1}$ is independently phenyl, and is optionally substituted, for example, with one or more substituents selected from $-F$, $-Cl$, $-Br$, $-I$, $-R^5$, $-OH$, $-OR^5$,

30 In one embodiment, $-R^{PY1}$ is independently phenyl, and is optionally substituted, for example, with one or more substituents selected from $-R^5$.

In one embodiment, $-R^{PY1}$ is independently pyridyl, and is optionally substituted, for example, with one or more substituents selected from $-F$, $-Cl$, $-Br$, $-I$, $-R^5$, $-OH$, $-OR^5$, $-CF_3$, $-OCF_3$.

35

- 35 -

In one embodiment, $-R^{PY1}$ is independently pyridyl, and is optionally substituted, for example, with one or more substituents selected from $-OH$ and $-OR^5$.

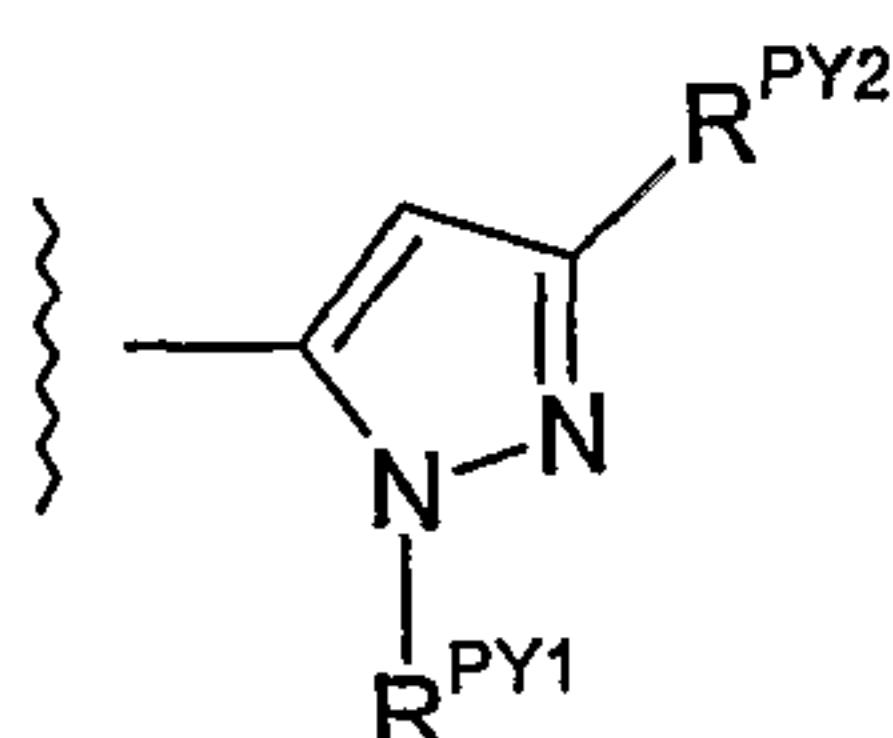
In one embodiment, each $-R^5$, if present, is $-Me$.

5

In one embodiment, $-R^{PY2}$ is independently $-R^4$.

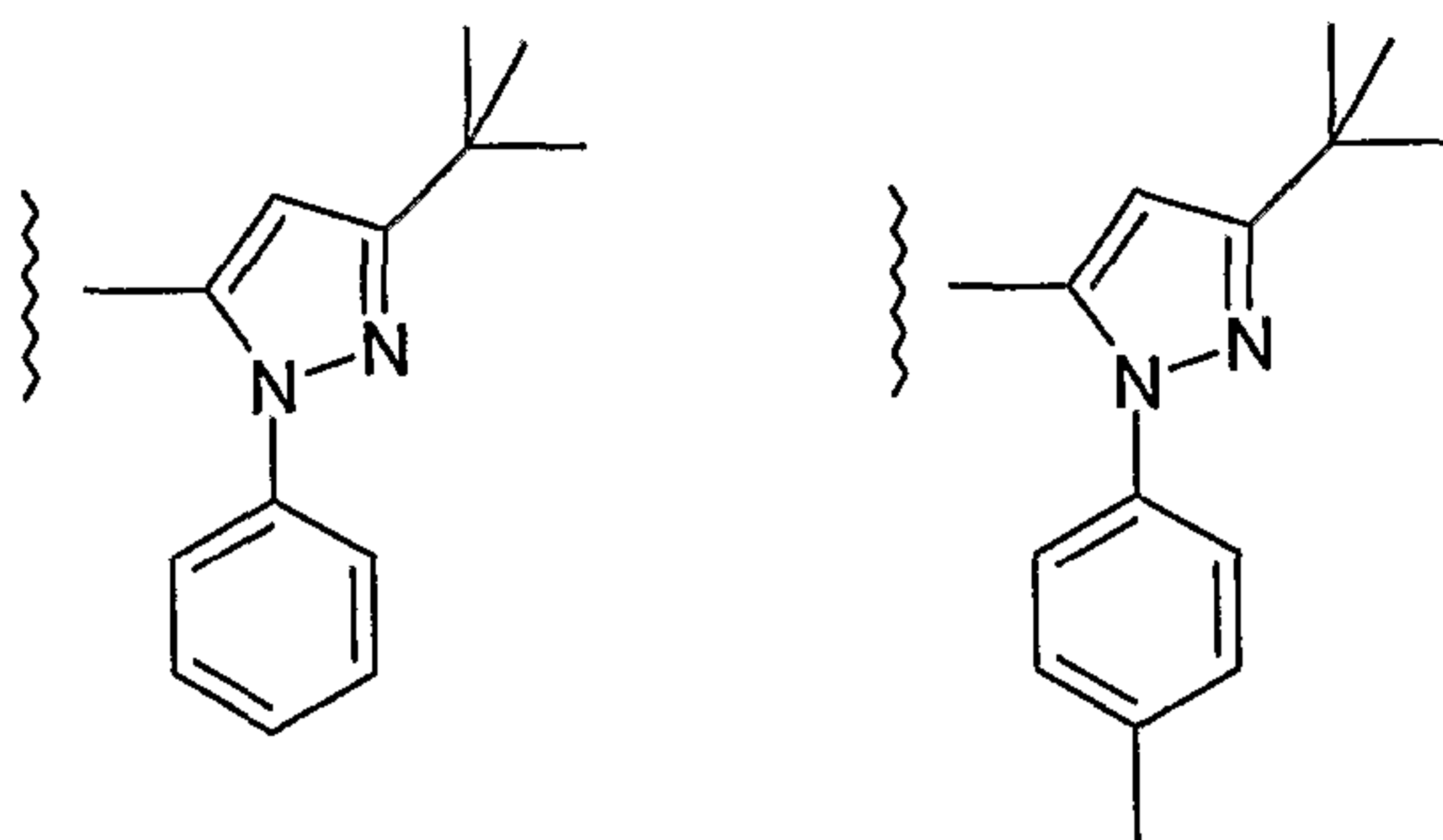
In one embodiment, $-R^{PY2}$ is independently $-tBu$.

In one embodiment, $-J$ is independently:

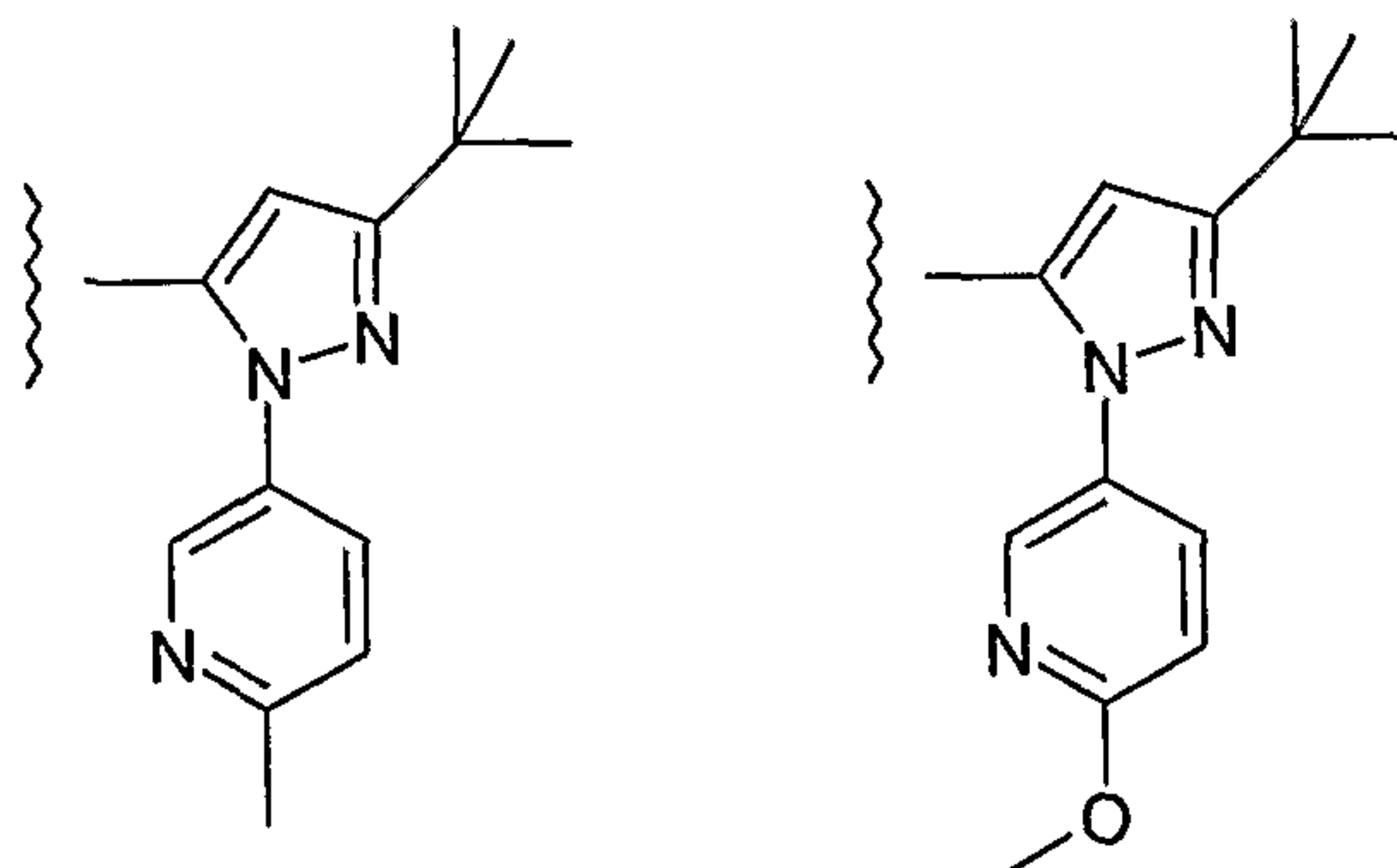


10

In one embodiment, $-J$ is independently selected from:



15 In one embodiment, $-J$ is independently selected from:

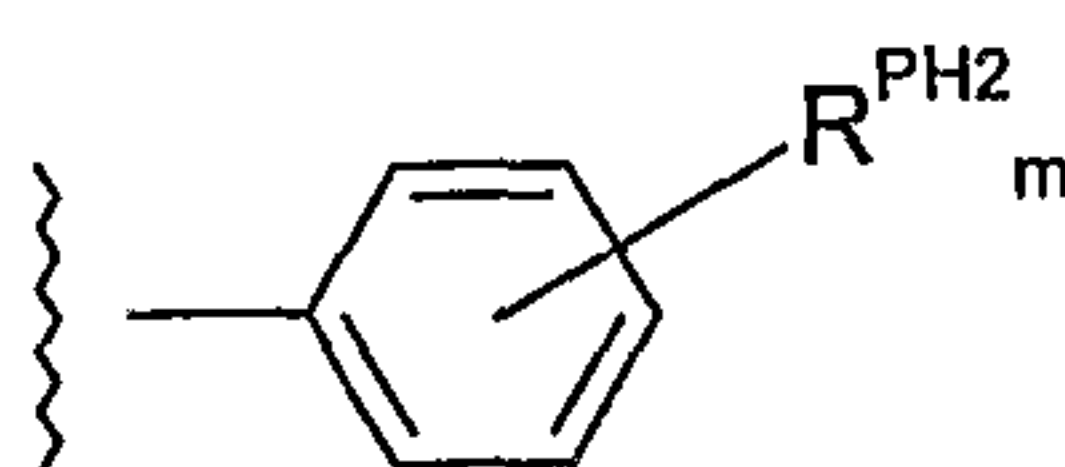


The Group -J: Phenyl and Substituted Phenyl

20 In one embodiment, $-J$ is independently phenyl, and is optionally substituted.

- 36 -

In one embodiment, -J is independently:



wherein:

m is independently 0, 1, 2, or 3;

5 each $-R^{PH2}$ is independently selected from:

-F, -Cl, -Br, -I, -CF₃, -OCF₃,
 -R⁴, -R^{4S}, -R^{4A}, -R^{4B}, -R^{4C}, -L⁴-R^{4C}, -Ar, -L⁴-Ar,
 -OH, -OR⁴, -L⁴-OH, -L⁴-OR⁴, -O-L⁴-OH, -O-L⁴-OR⁴,
 -OR^{4C}, -O-L⁴-R^{4C}, -OAr, -O-L⁴-Ar,
 10 -SH, -SR⁴, -CN, -NO₂,
 -NH₂, -NHR^{4SS}, -R^N,
 -L⁴-NH₂, -L⁴-NHR^{4SS}, -L⁴-R^N,
 -O-L⁴-NH₂, -O-L⁴-NHR^{4SS}, -O-L⁴-R^N,
 -NH-L⁴-NH₂, -NH-L⁴-NHR^{4SS}, -NH-L⁴-R^N,
 15 -NR⁴-L⁴-NH₂, -NR⁴-L⁴-NHR^{4SS}, and -NR⁴-L⁴-R^N.

In one embodiment, each $-R^{PH2}$, if present, is independently selected from:

-F, -Cl, -Br, -I, -CF₃, -OCF₃,
 -R⁴, -R^{4S}, -R^{4A}, -R^{4B}, -R^{4C}, -L⁴-R^{4C}, -Ar, -L⁴-Ar,
 20 -OH, -OR⁴, -L⁴-OH, -L⁴-OR⁴, -O-L⁴-OH, -O-L⁴-OR⁴,
 -OR^{4C}, -O-L⁴-R^{4C}, -OAr, -O-L⁴-Ar,
 -NH₂, -NHR^{4SS}, -R^N,
 -L⁴-NH₂, -L⁴-NHR^{4SS}, -L⁴-R^N,
 -O-L⁴-NH₂, -O-L⁴-NHR^{4SS}, -O-L⁴-R^N,
 25 -NH-L⁴-NH₂, -NH-L⁴-NHR^{4SS}, -NH-L⁴-R^N,
 -NR⁴-L⁴-NH₂, -NR⁴-L⁴-NHR^{4SS}, and -NR⁴-L⁴-R^N.

In one embodiment, each $-R^{PH2}$, if present, is independently selected from:

-F, -Cl, -Br, -I, -CF₃, -OCF₃,
 30 -R⁴, -R^{4S}, -Ar, -L⁴-Ar,
 -OH, -OR⁴, -OAr, -O-L⁴-Ar, -L⁴-OH, -L⁴-OR⁴, -O-L⁴-OH, -O-L⁴-OR⁴,
 -NH₂, -NHR^{4SS}, -R^N,
 -L⁴-NH₂, -L⁴-NHR^{4SS}, -L⁴-R^N,
 -O-L⁴-NH₂, -O-L⁴-NHR^{4SS}, -O-L⁴-R^N,
 35 -NH-L⁴-NH₂, -NH-L⁴-NHR^{4SS}, -NH-L⁴-R^N,
 -NR⁴-L⁴-NH₂, -NR⁴-L⁴-NHR^{4SS}, and -NR⁴-L⁴-R^N.

In one embodiment, each $-R^{PH2}$, if present, is independently selected from:

-F, -Cl, -Br, -I, -CF₃, -OCF₃,

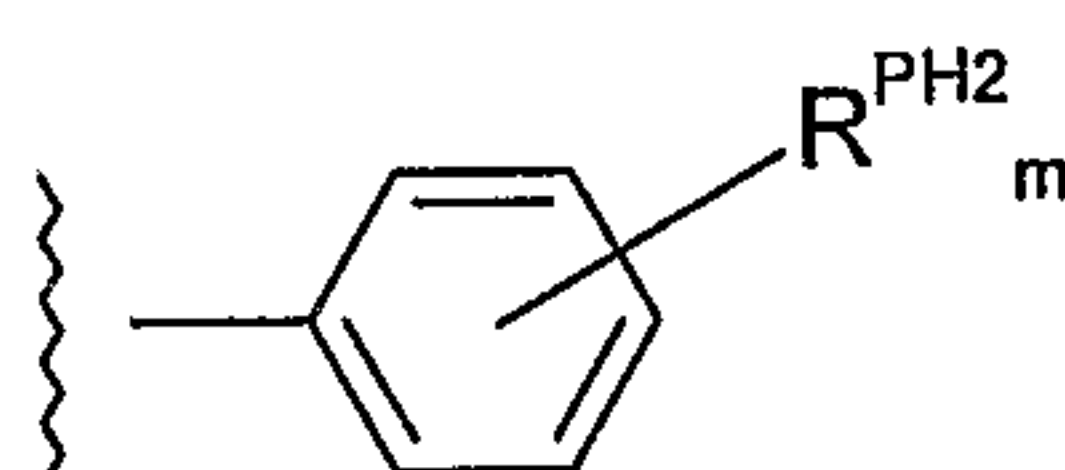
- 37 -

-R⁴, -R^{4S}, -Ar, -L⁴-Ar,
 -OH, -OR⁴, -OAr, -O-L⁴-Ar,
 -NH₂, -NHR^{4SS}, and -R^N.

- 5 In one embodiment, each -R^{PH2}, if present, is independently selected from:
 -F, -Cl, -Br, -I, -CF₃, -OCF₃,
 -R⁴, -R^{4S},
 -OH, -OR⁴,
 -NH₂, -NHR^{4SS}, and -R^N.

10

In one embodiment, -J is independently:



wherein:

- m is independently 0, 1, 2, or 3;
 15 each -R^{PH2} is independently -F, -Cl, -Br, -I, -R⁴, -OH, -OR⁴, -CF₃, or -OCF₃,
 wherein each -R⁴ is independently saturated aliphatic C₁₋₄alkyl.

In one embodiment, m is independently 0, 1, or 2.

In one embodiment, m is independently 1 or 2.

- 20 In one embodiment, m is independently 1.
 In one embodiment, m is independently 2.

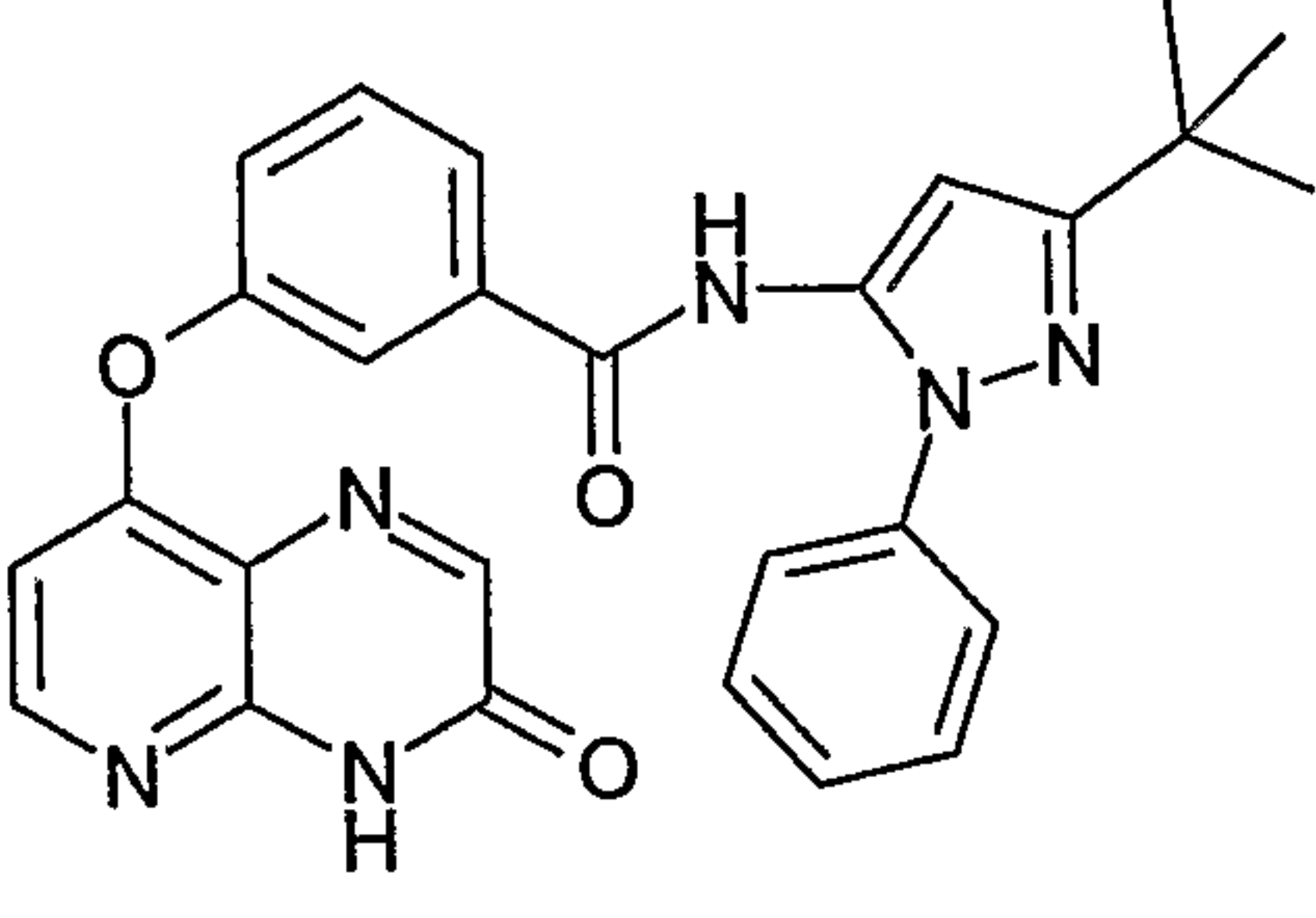
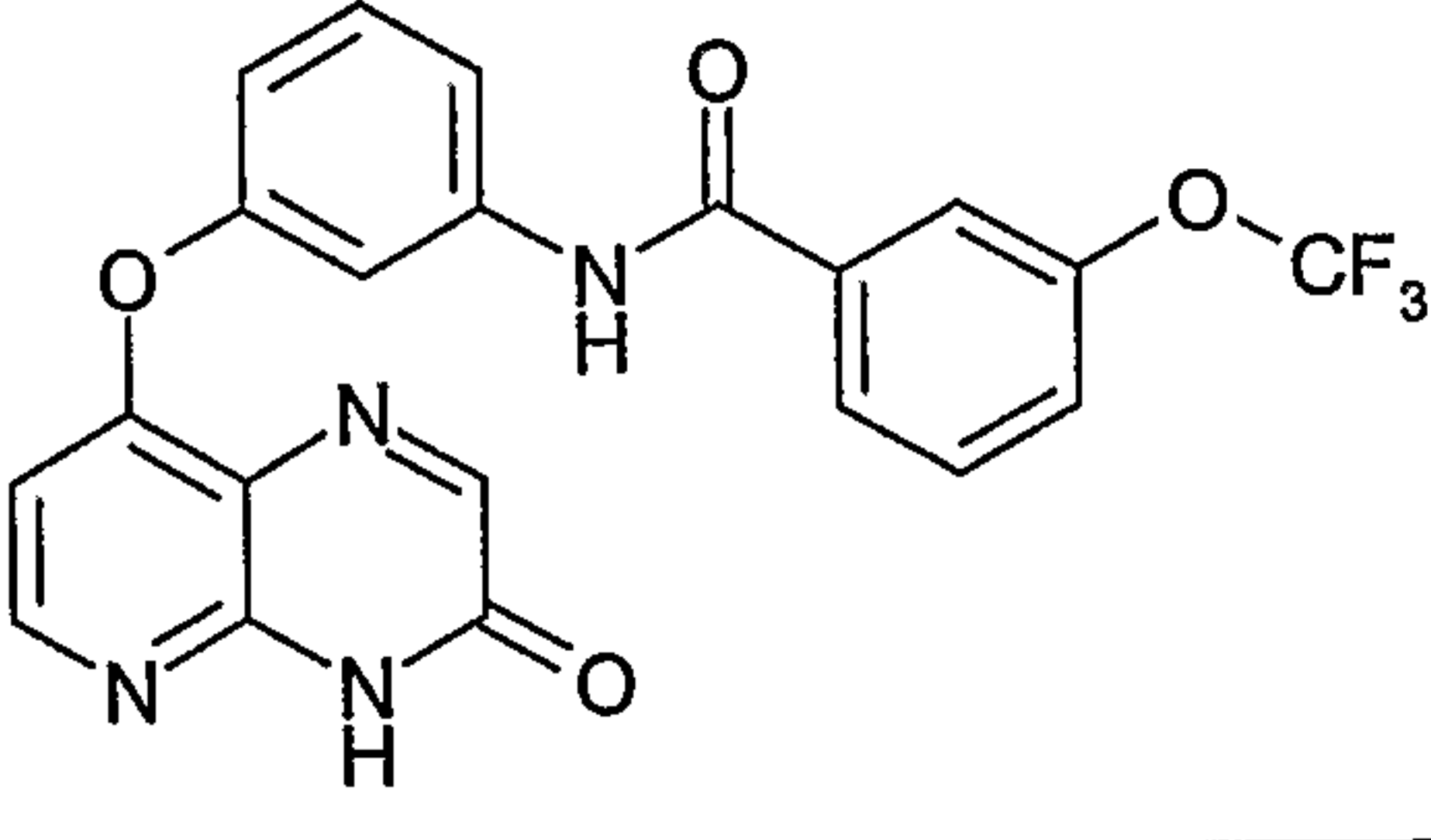
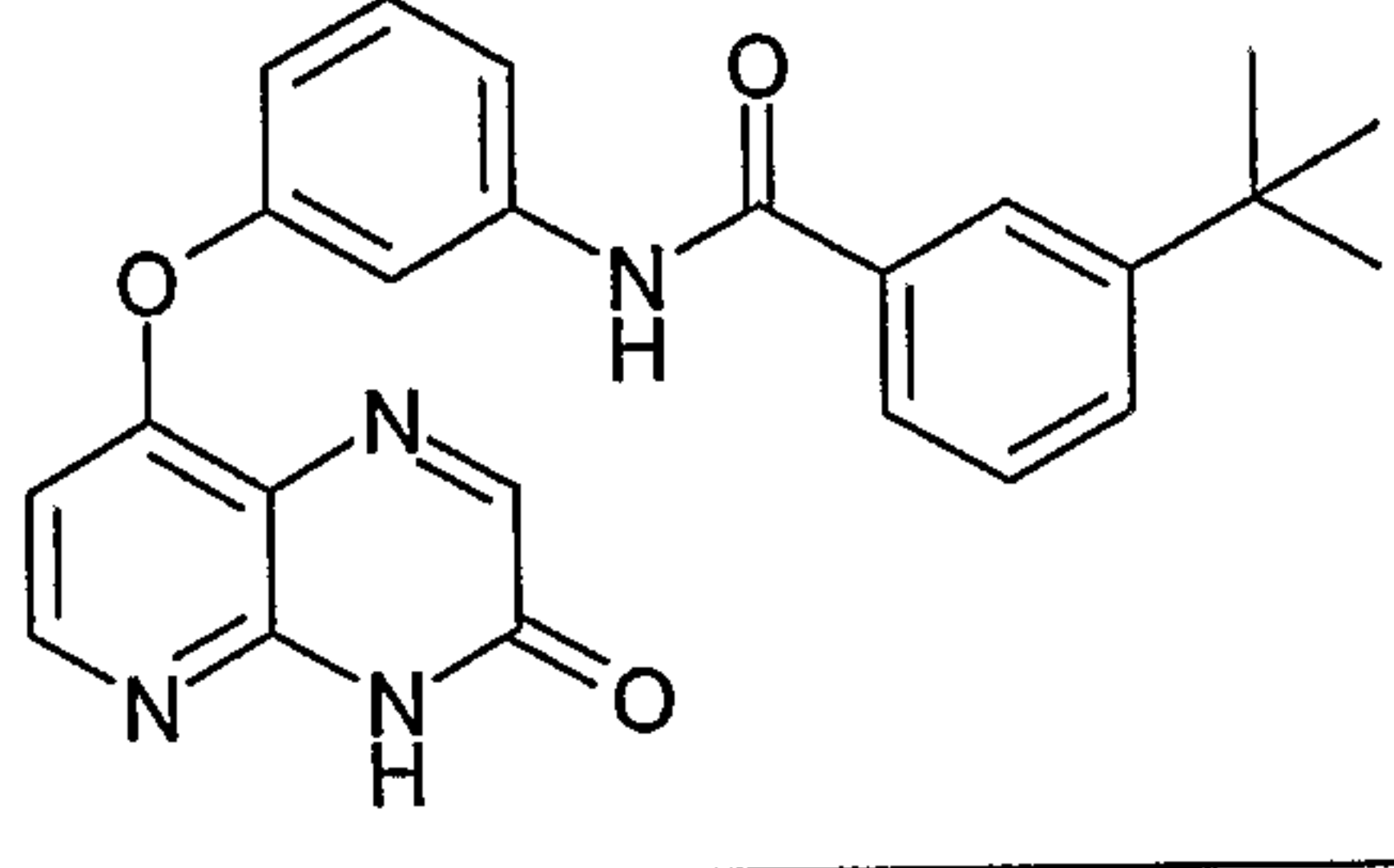
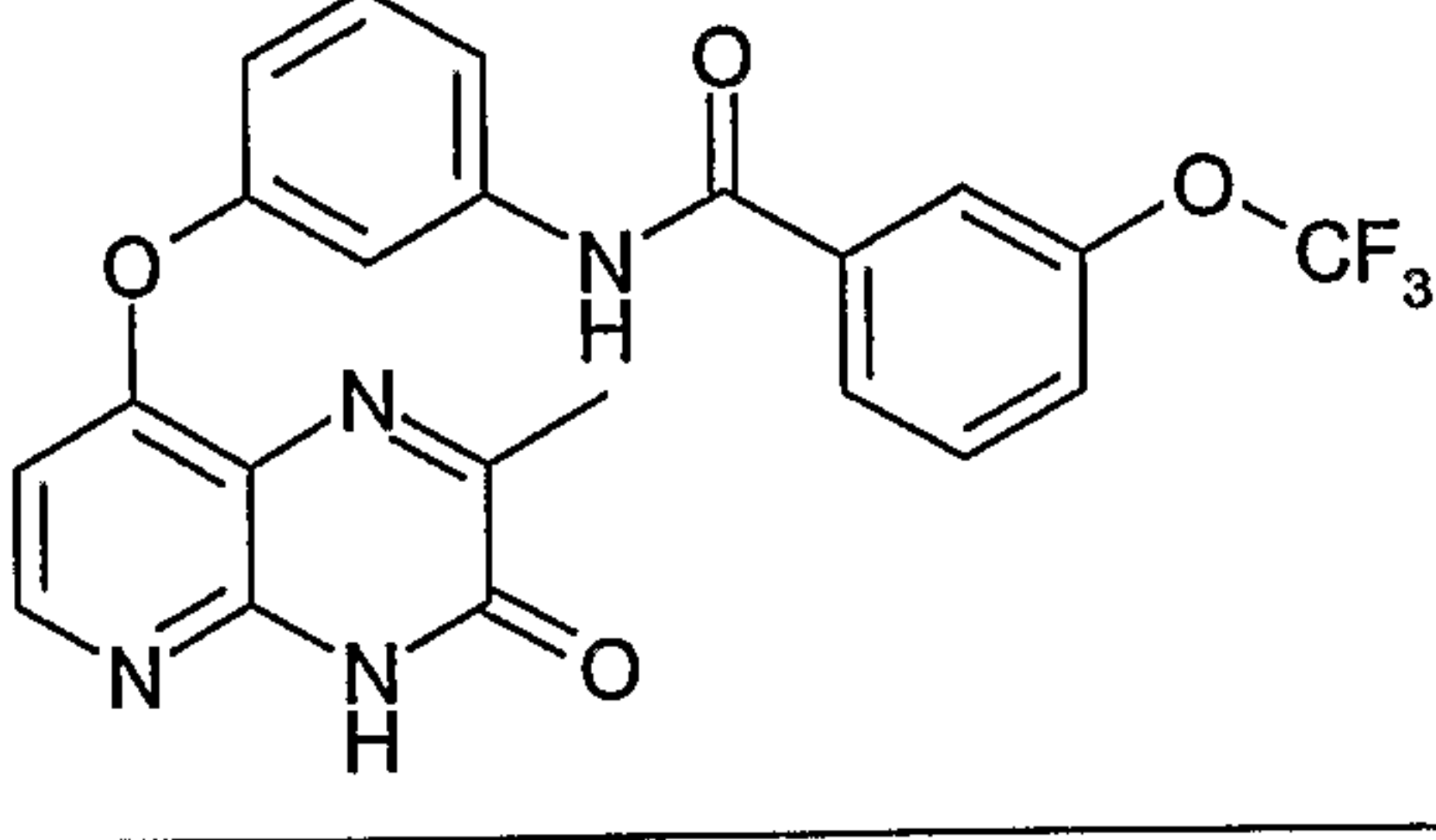
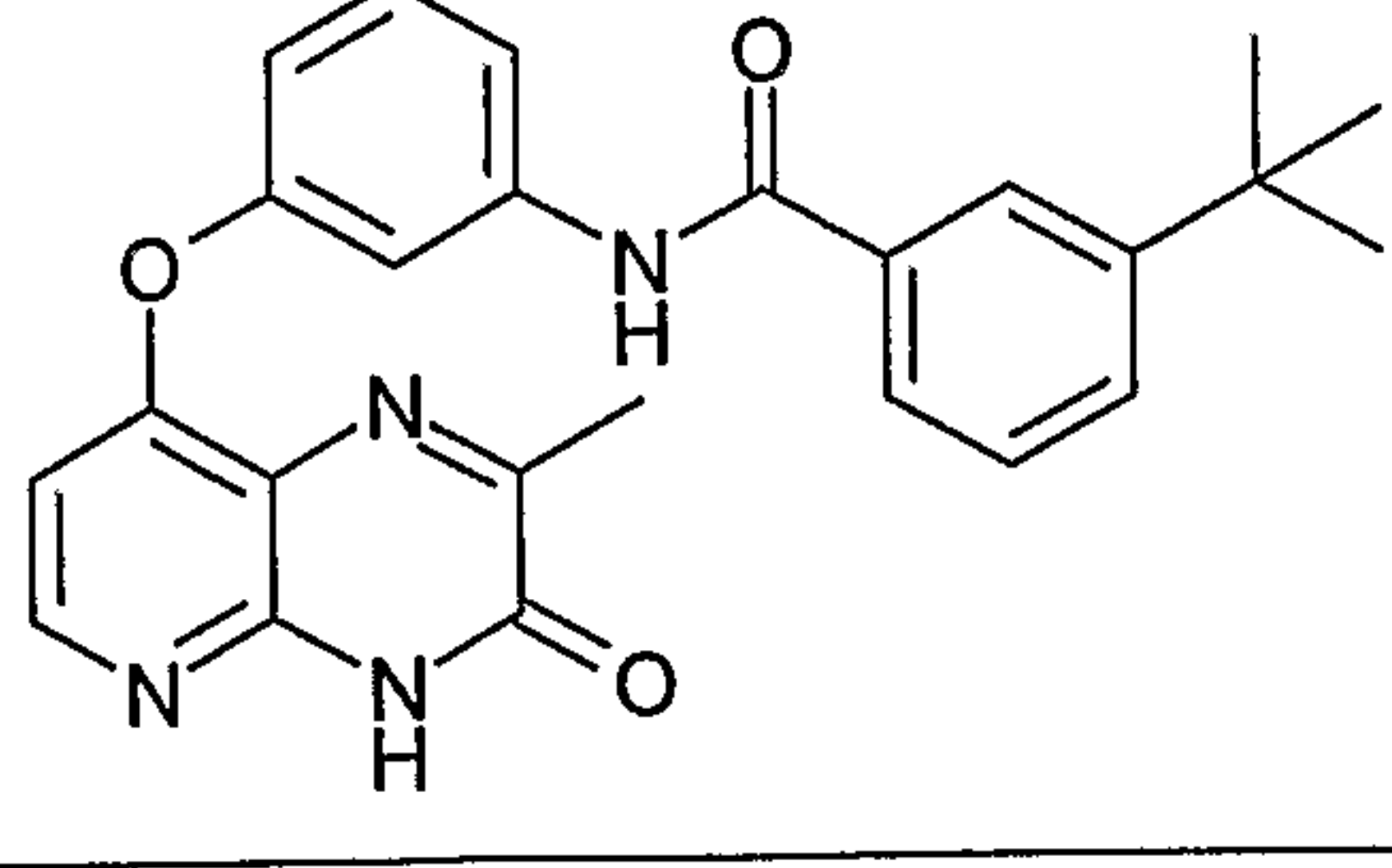
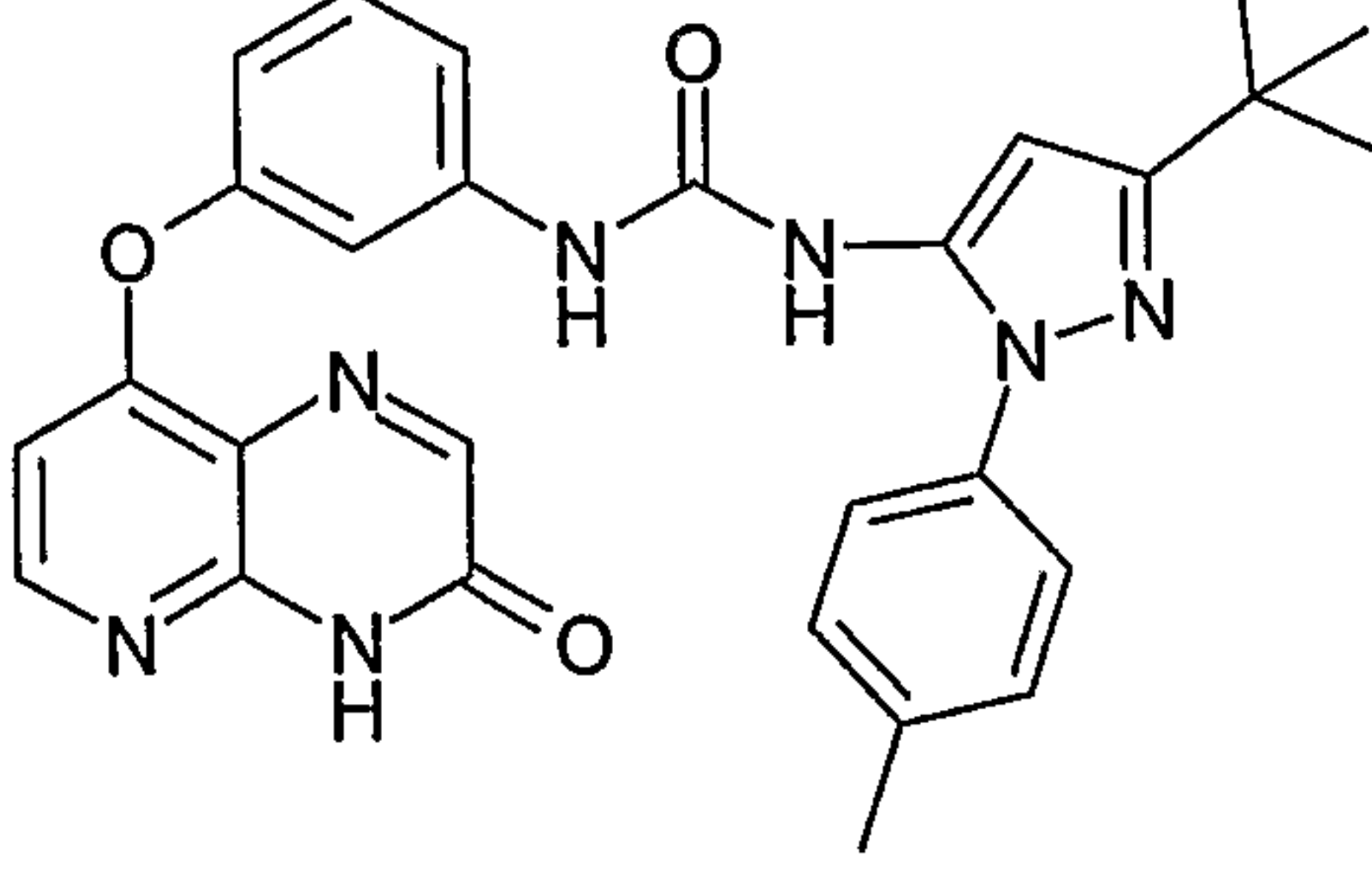
In one embodiment, each -R^{PH2}, if present, is independently -F, -Cl, -tBu, -CF₃, or -OCF₃.

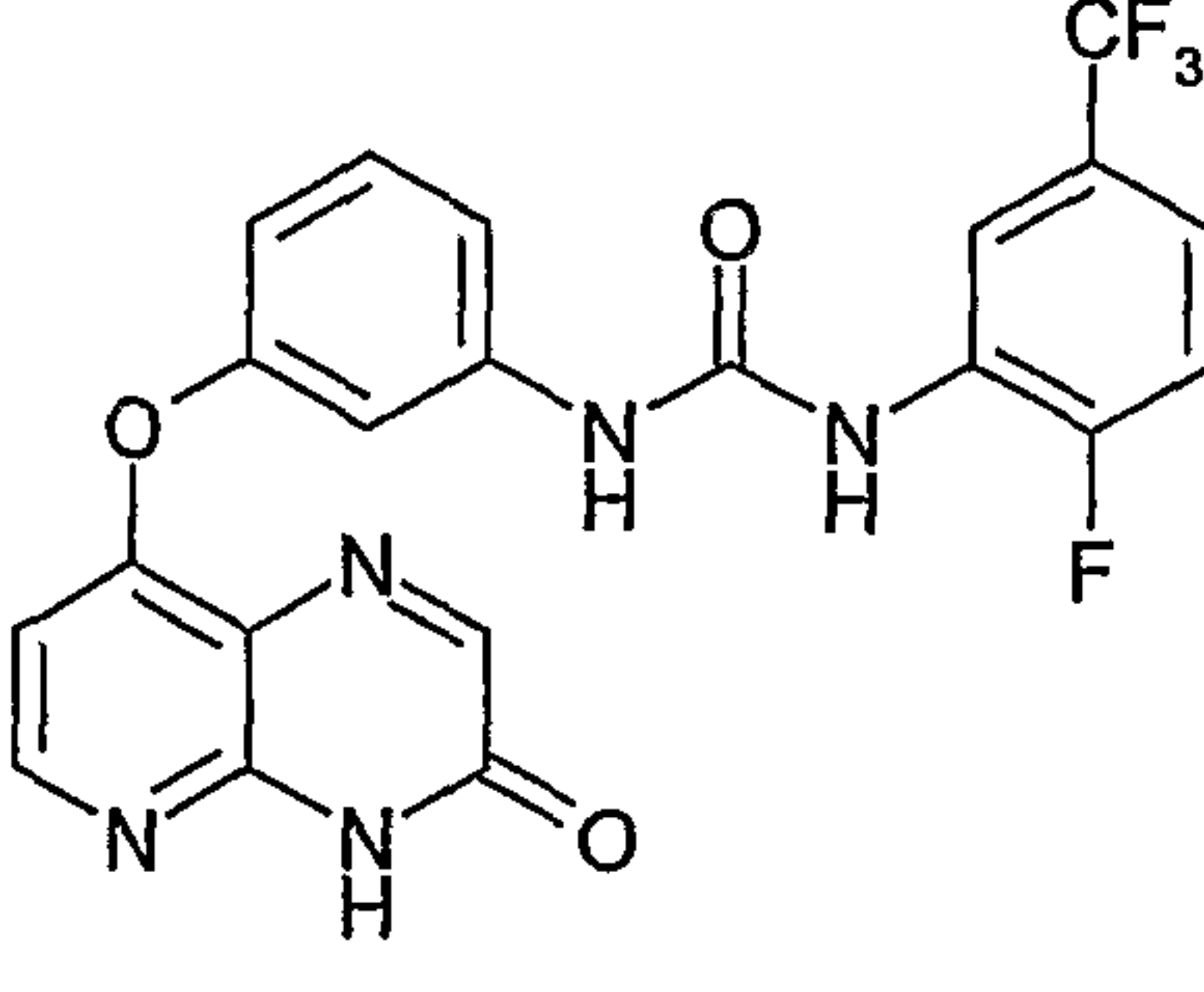
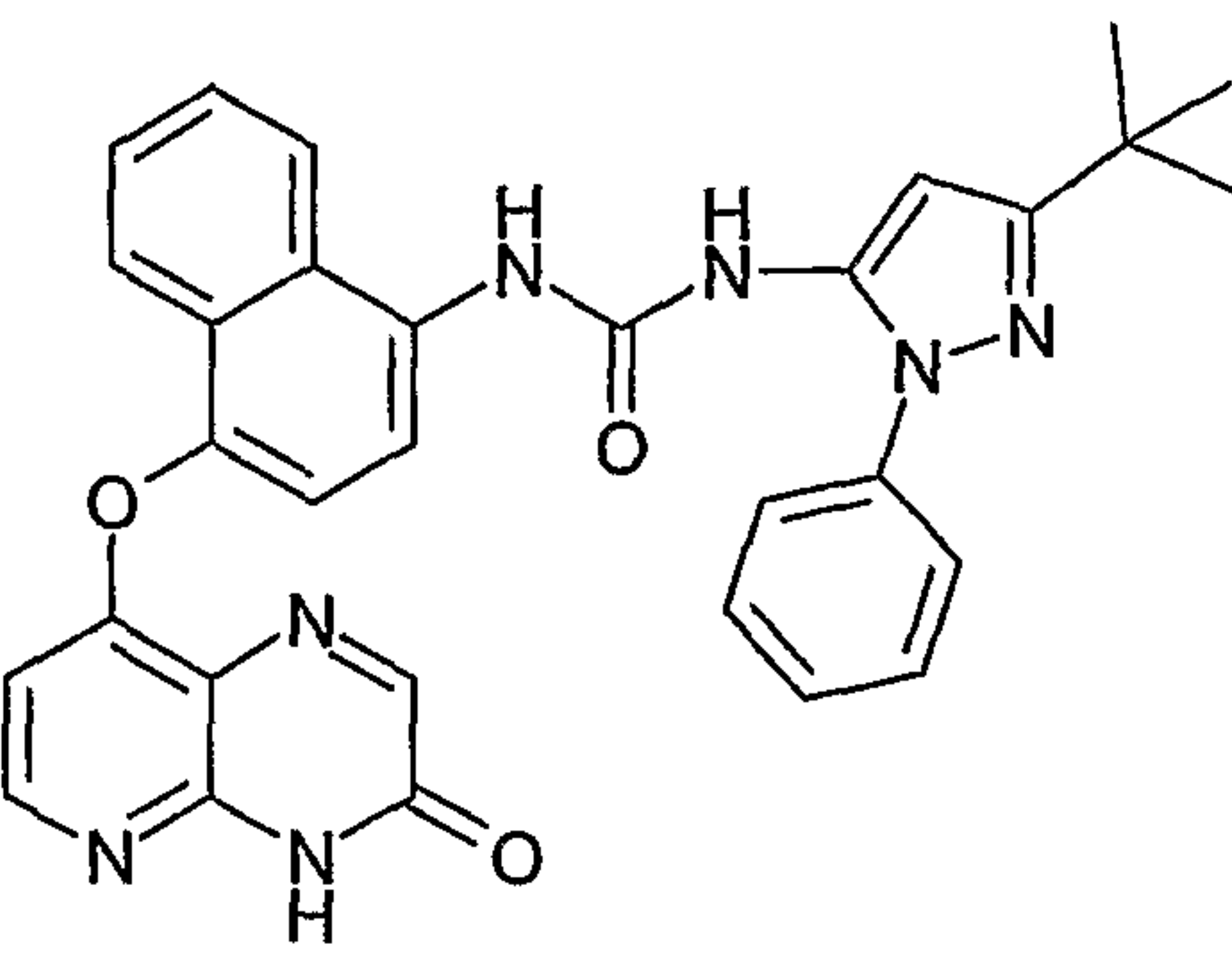
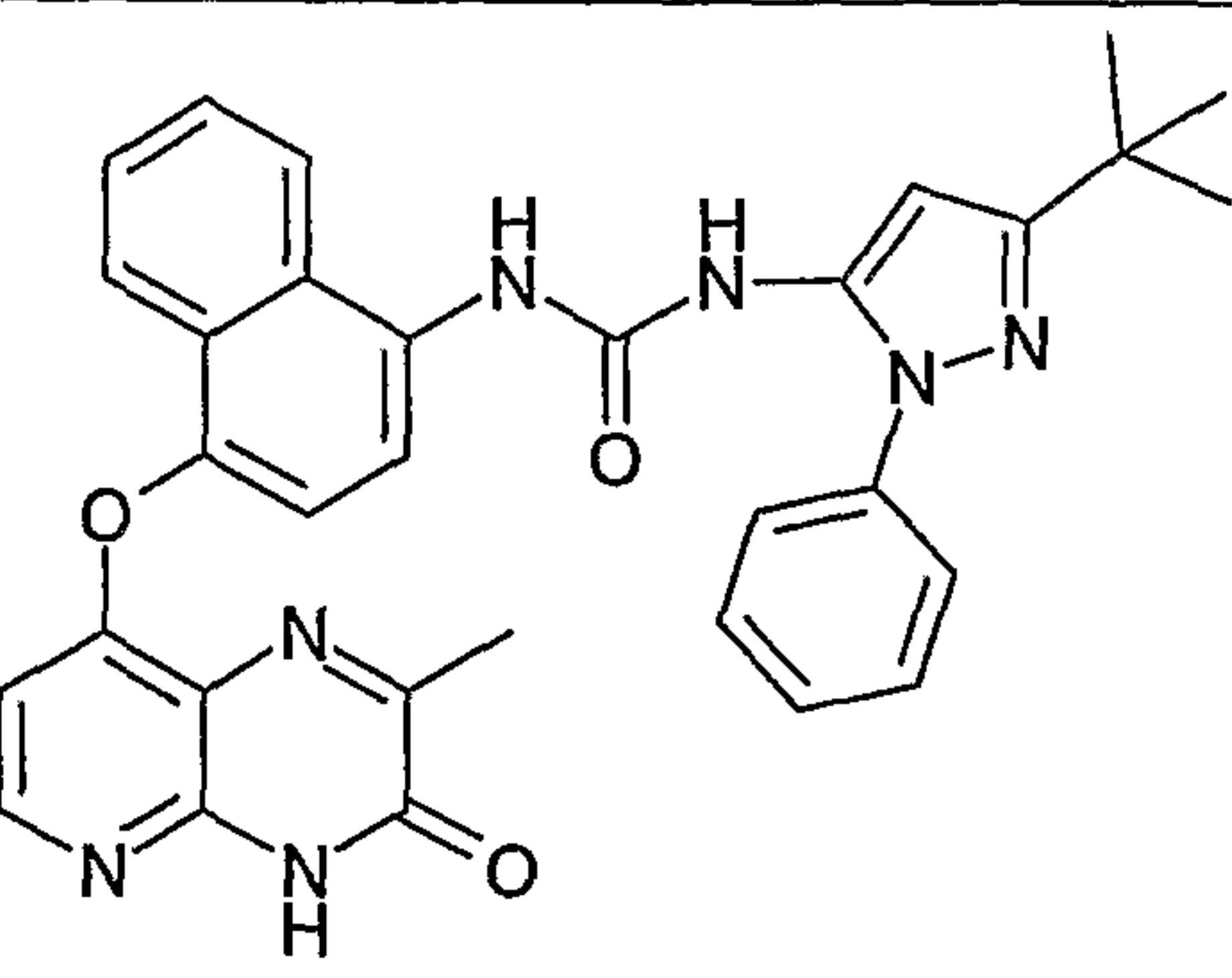
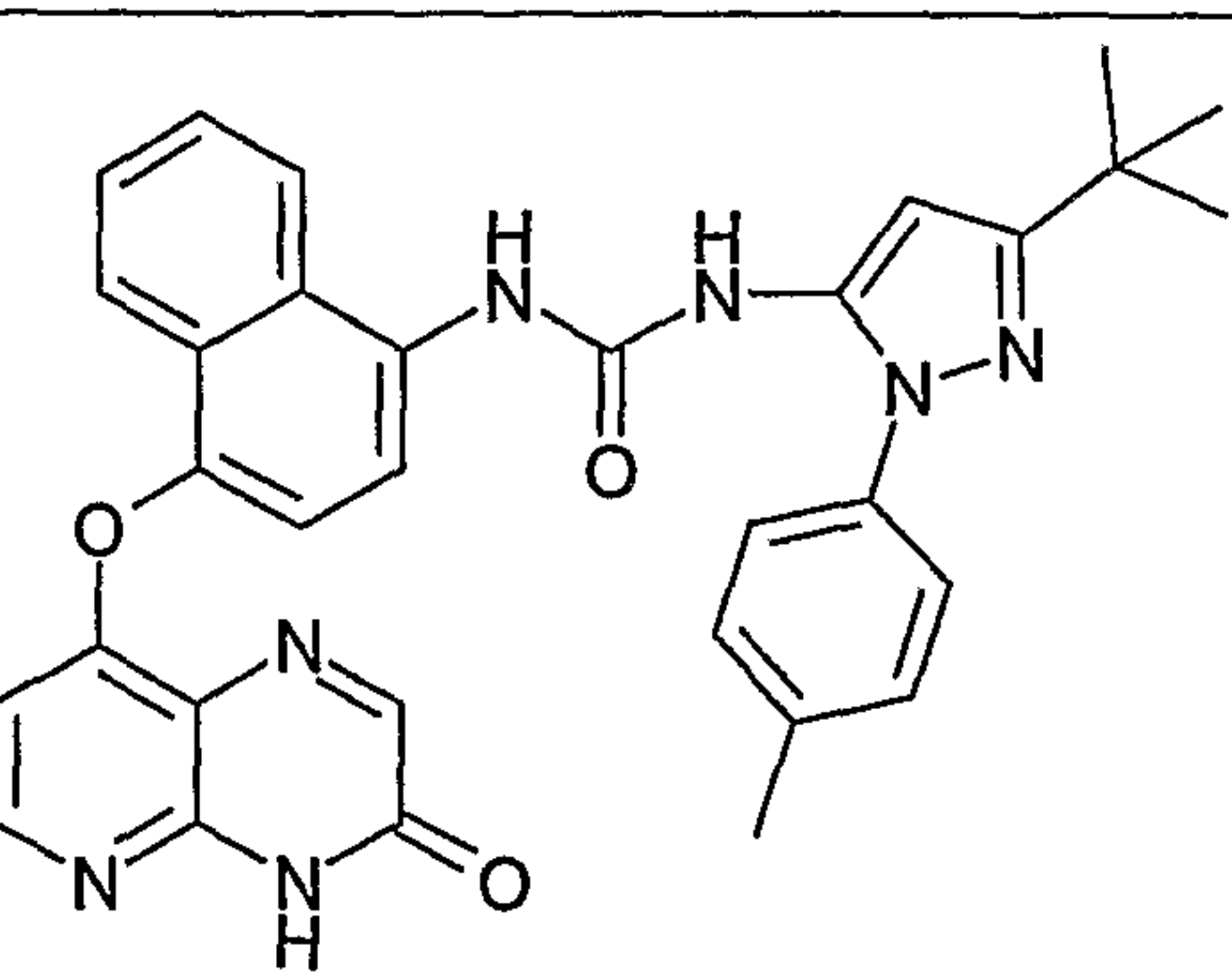
25 Combinations

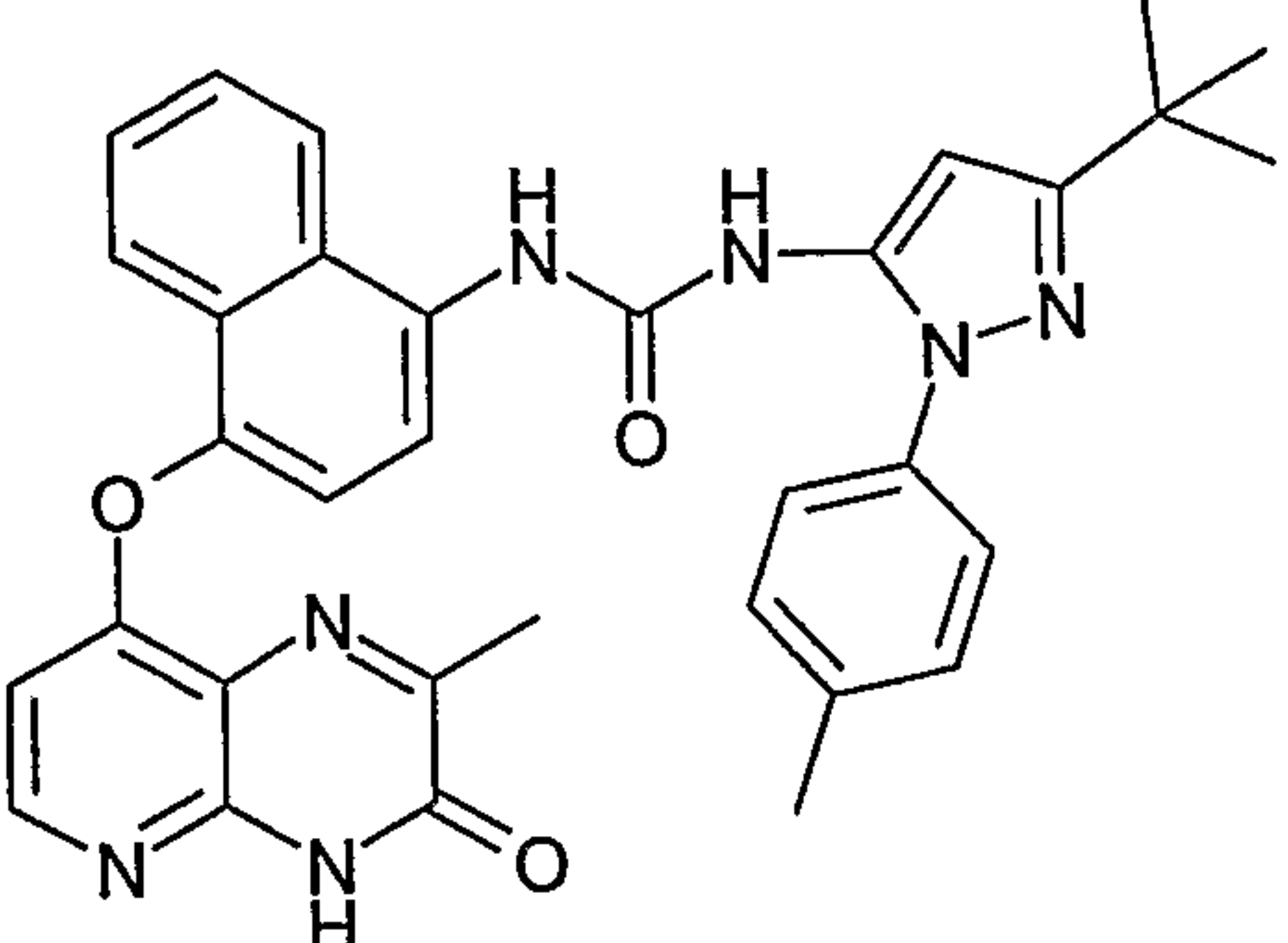
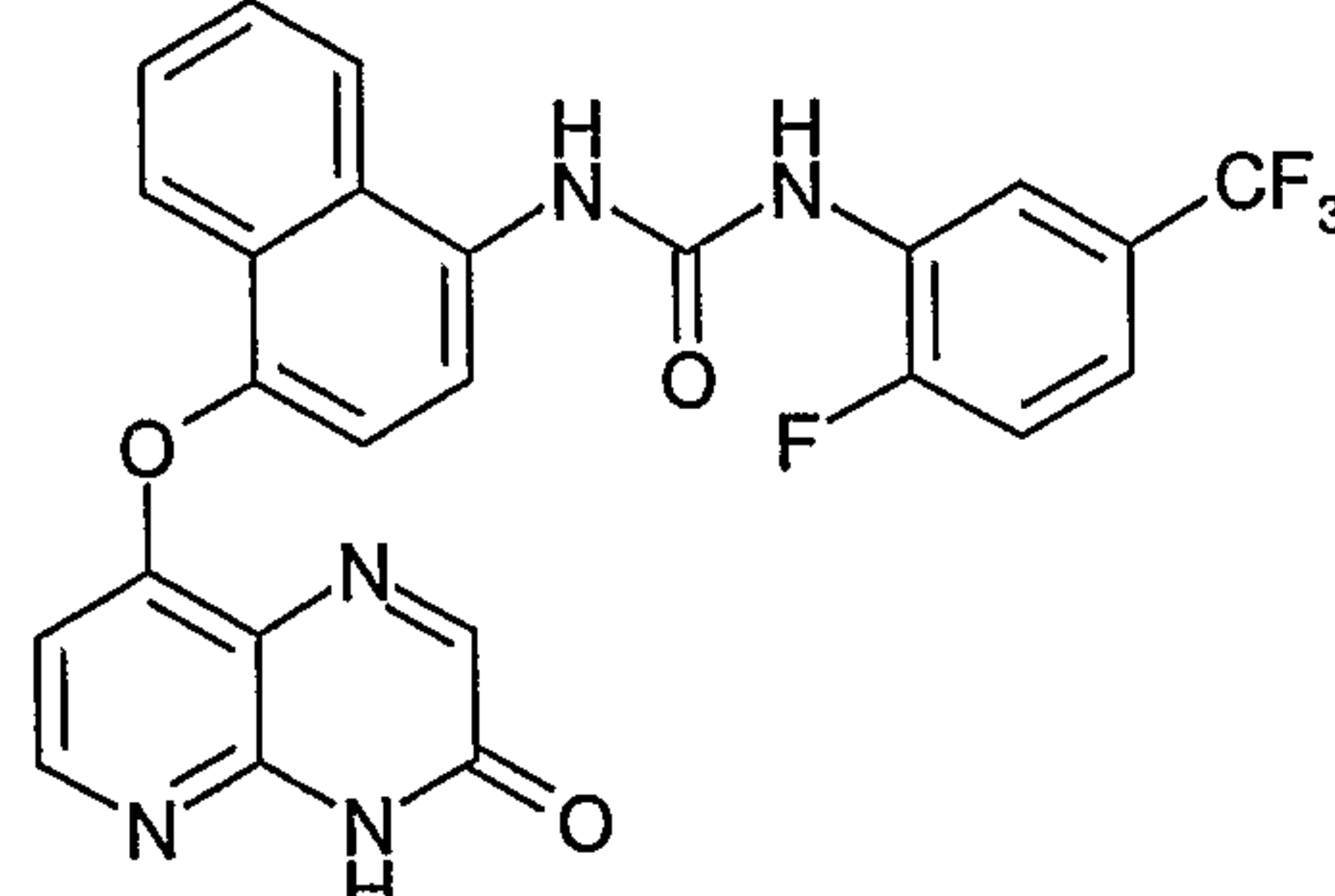
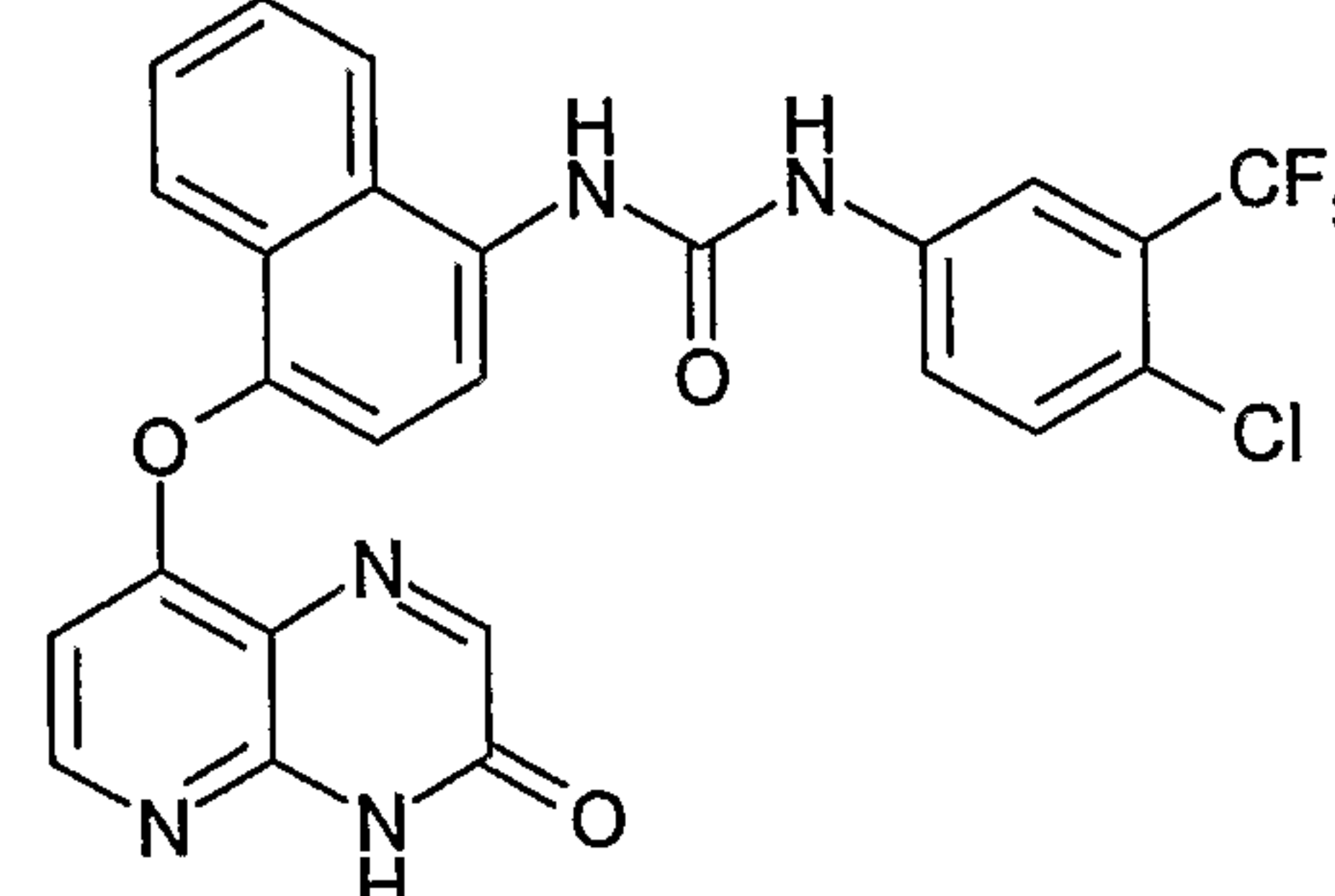
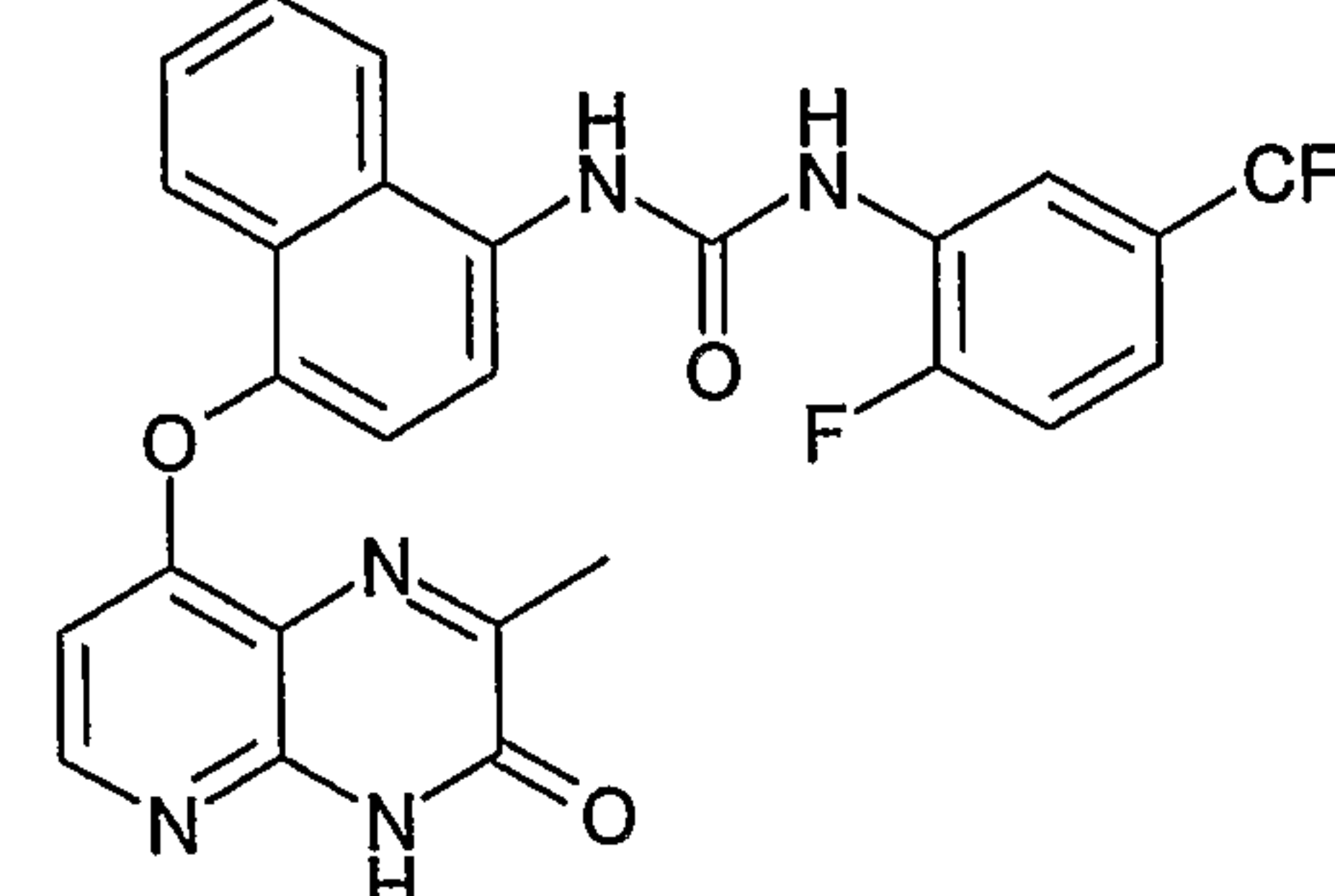
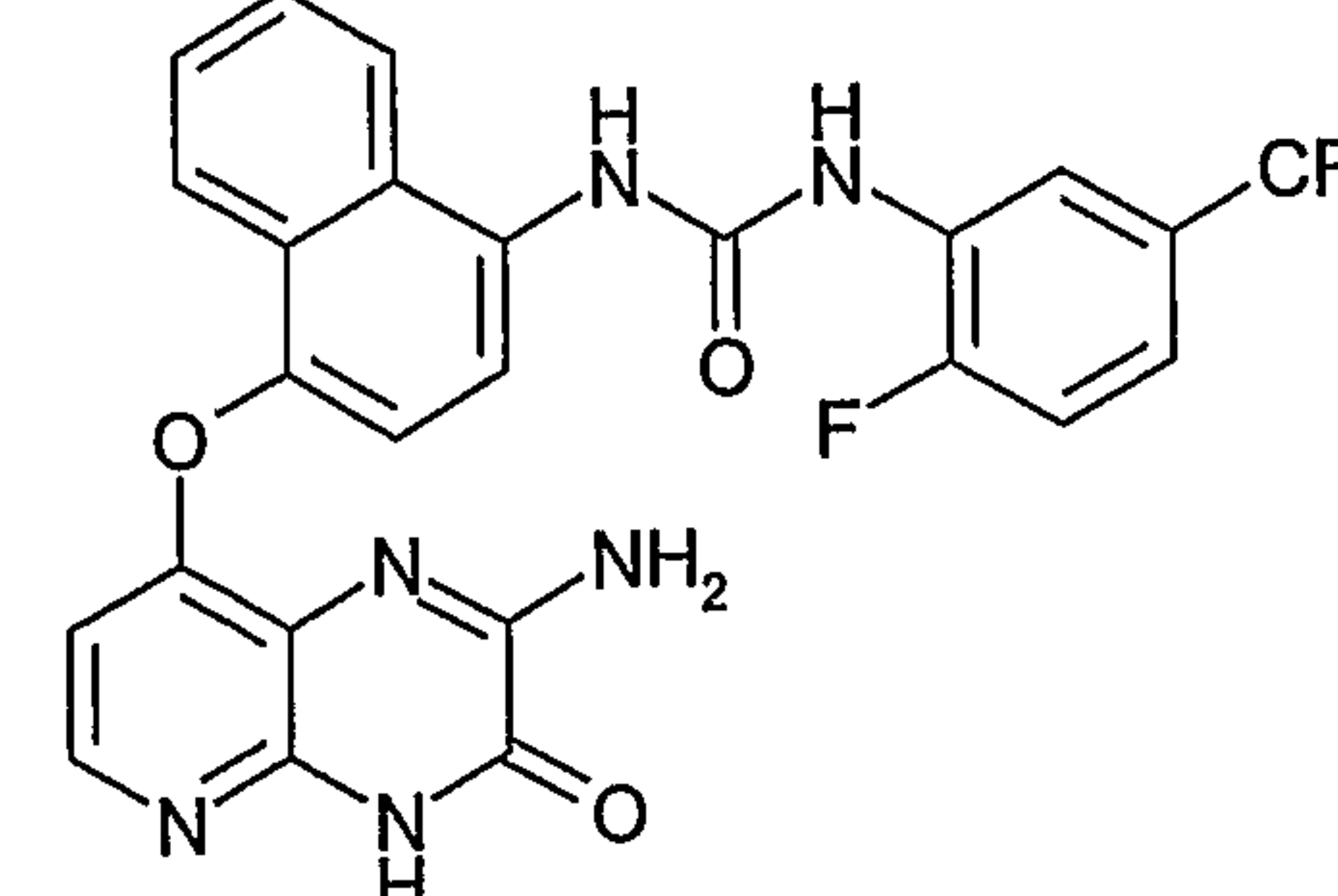
Each and every compatible combination of the embodiments described above is explicitly disclosed herein, as if each and every combination was individually and explicitly recited.

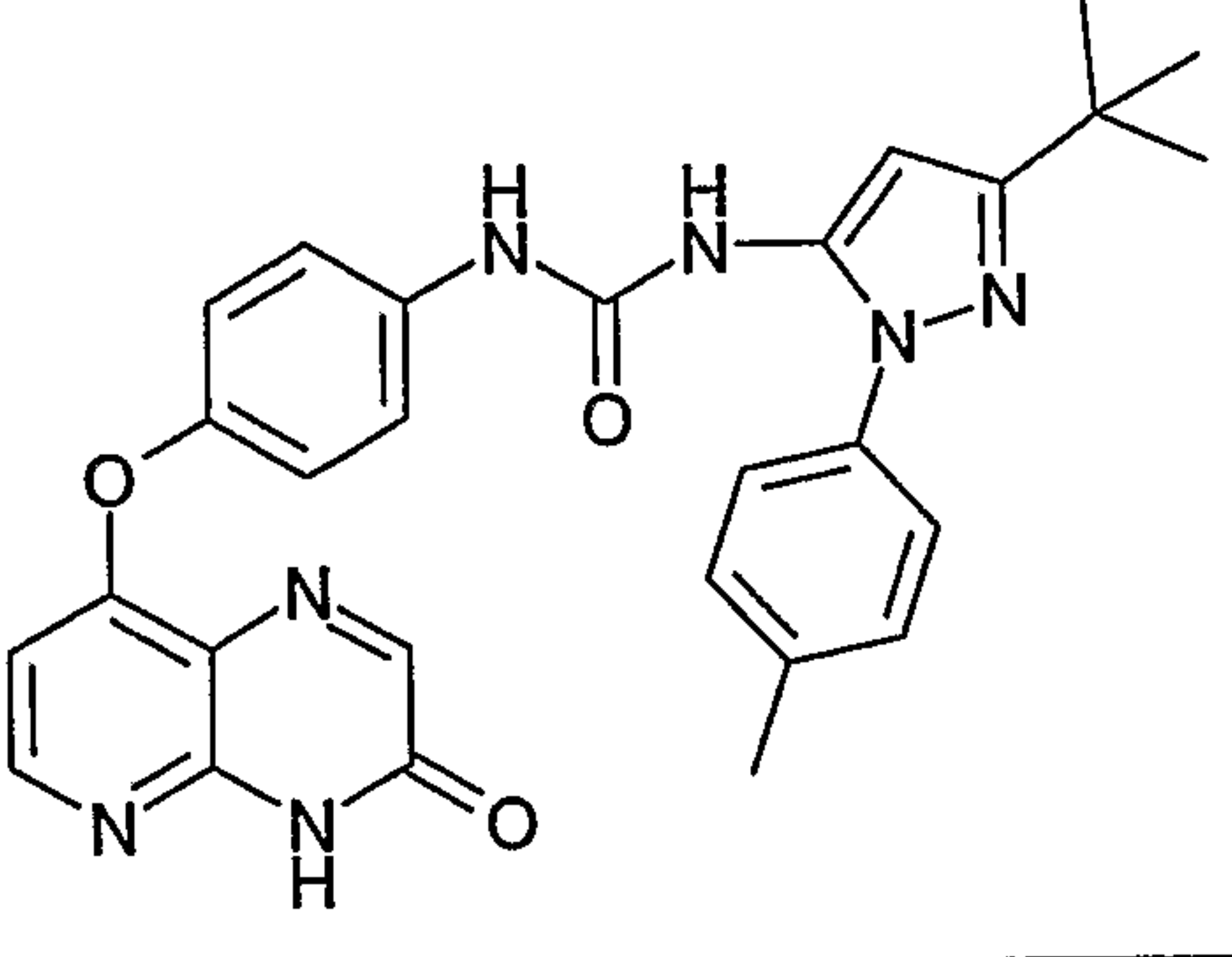
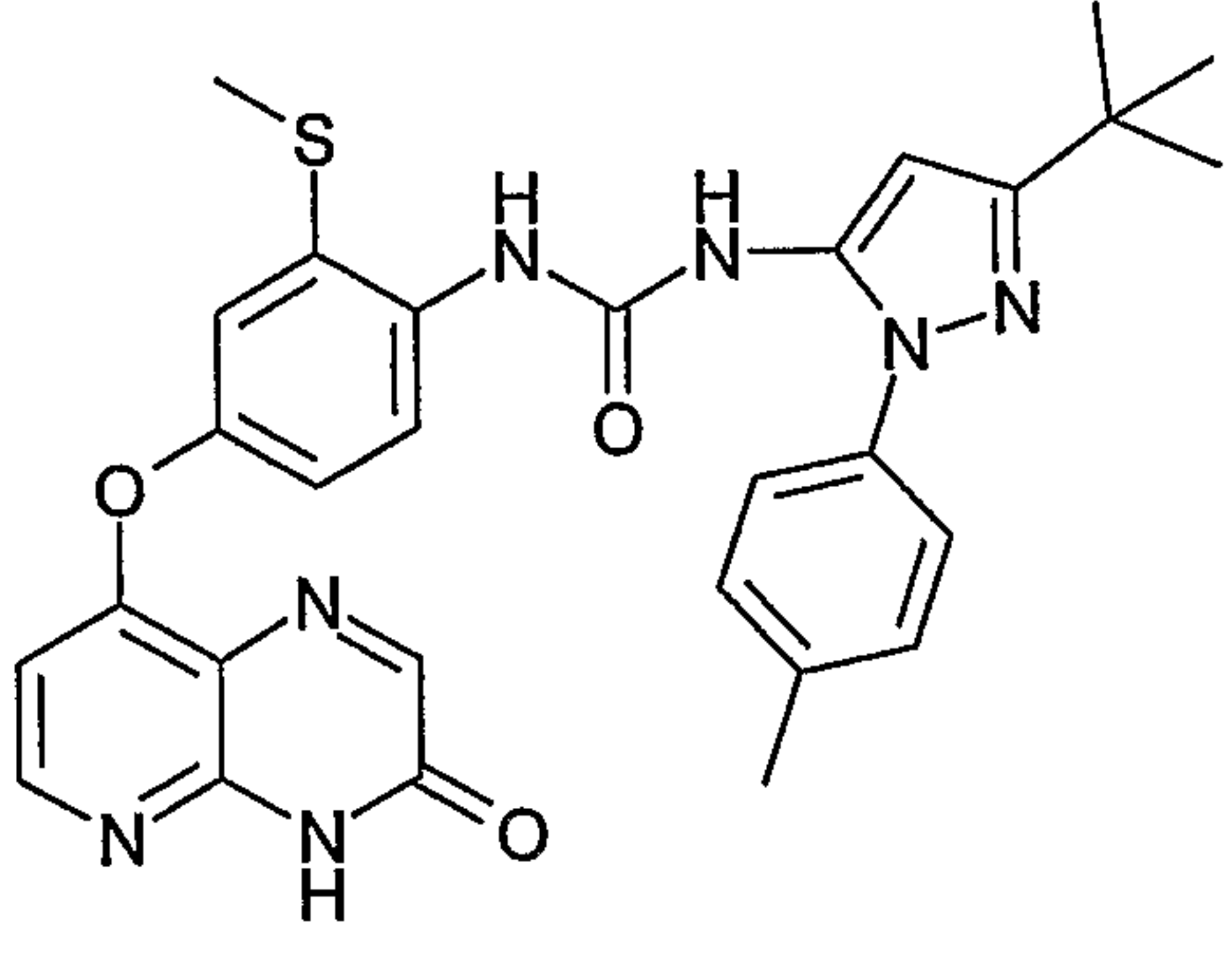
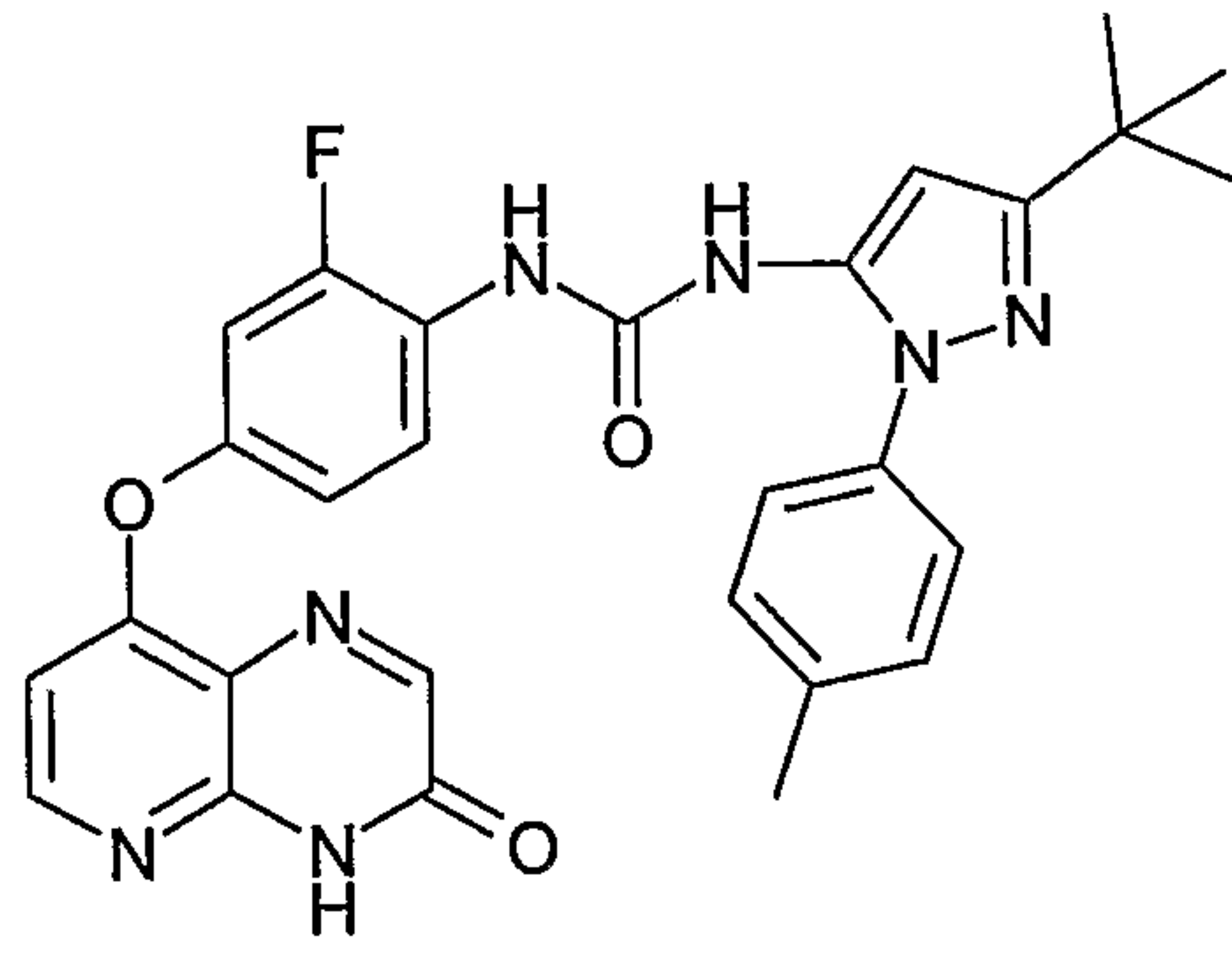
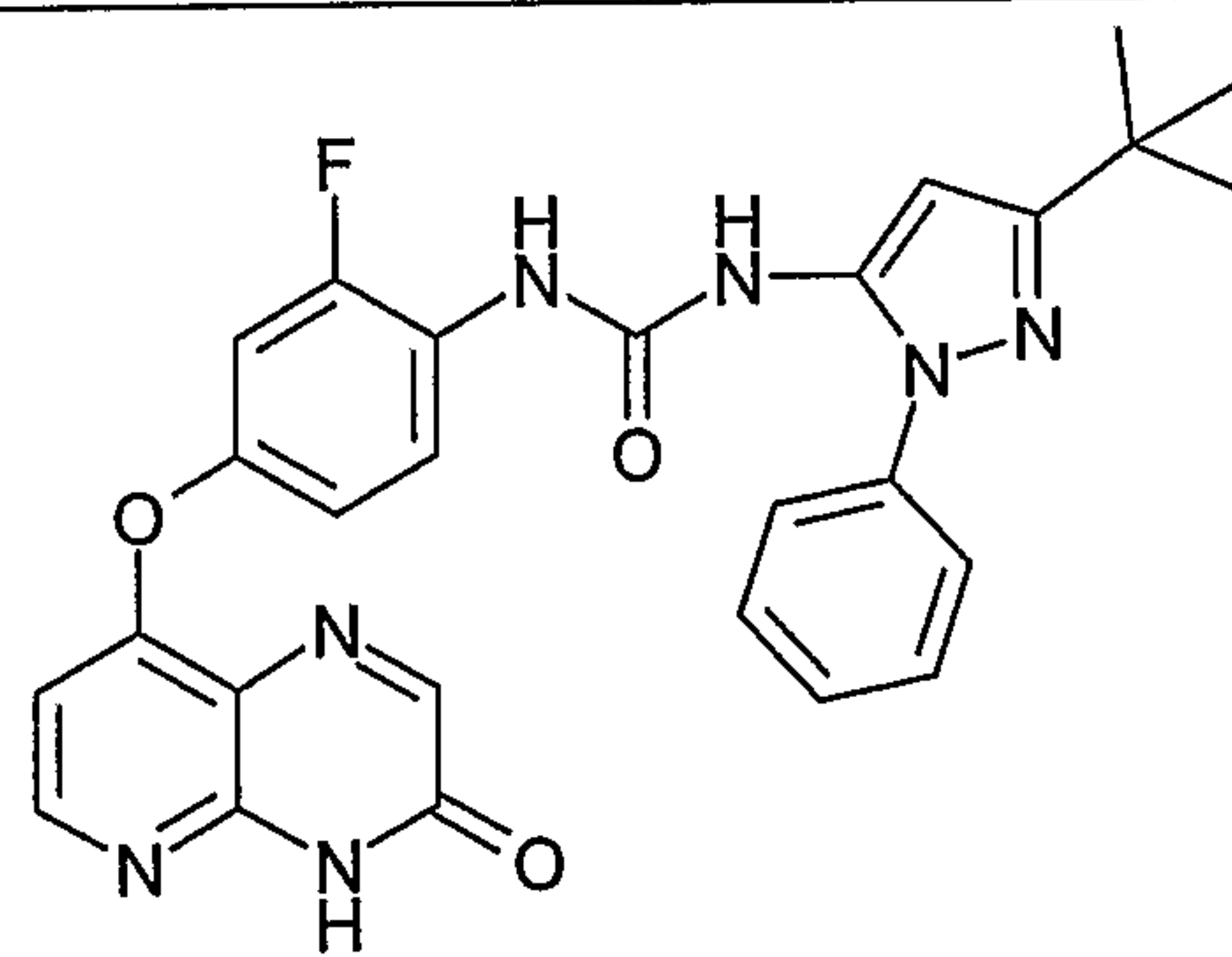
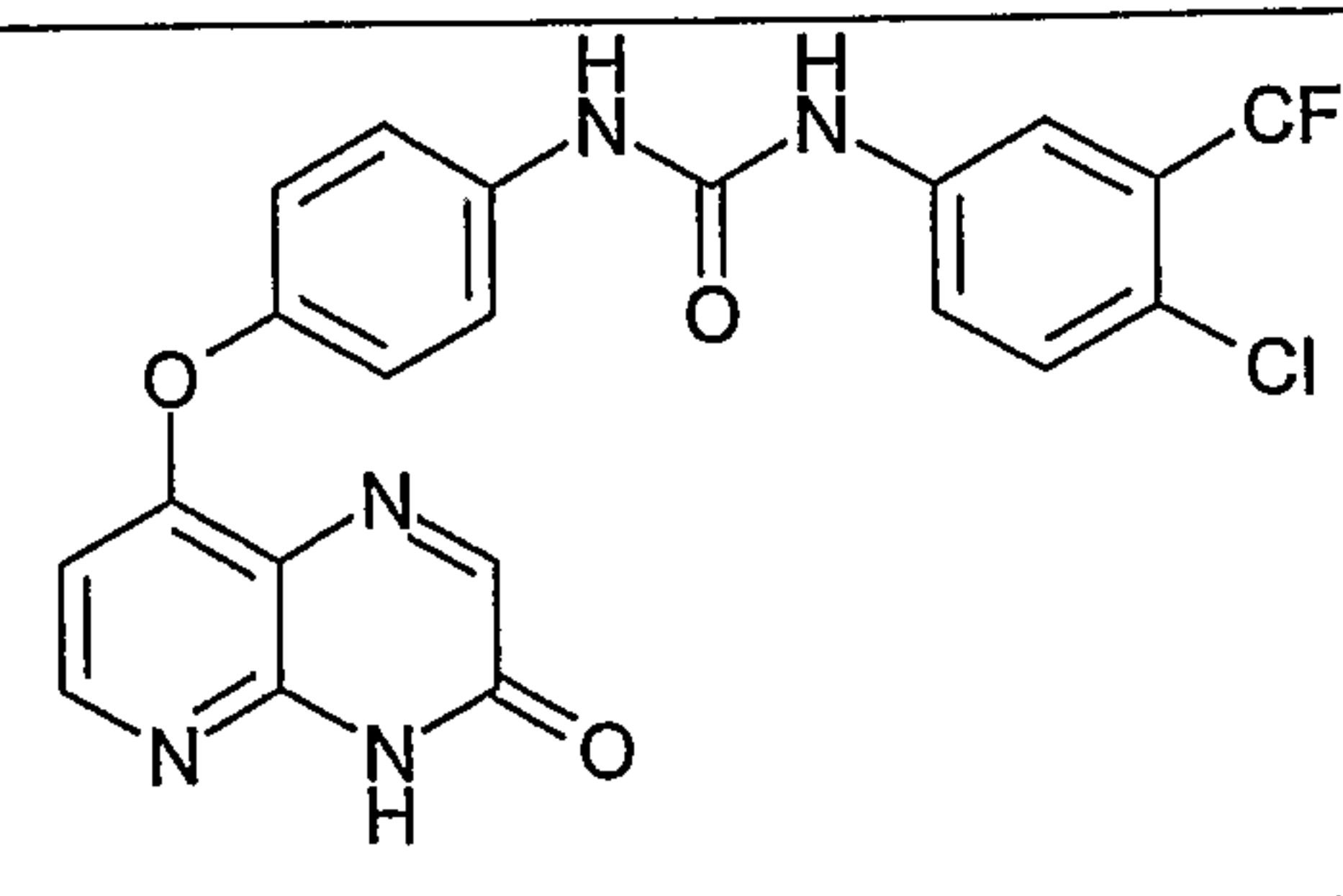
30 Examples of Specific Embodiments

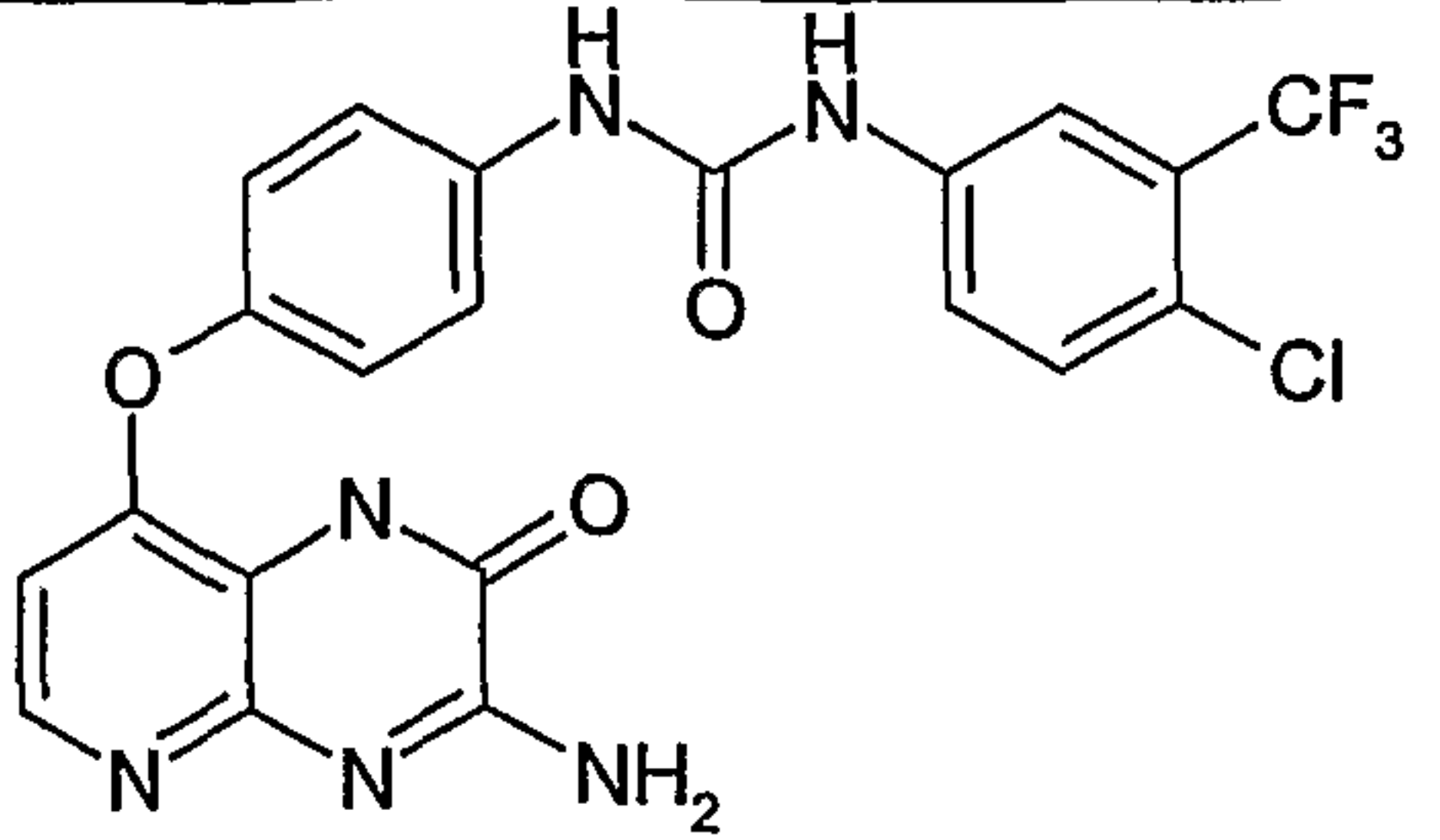
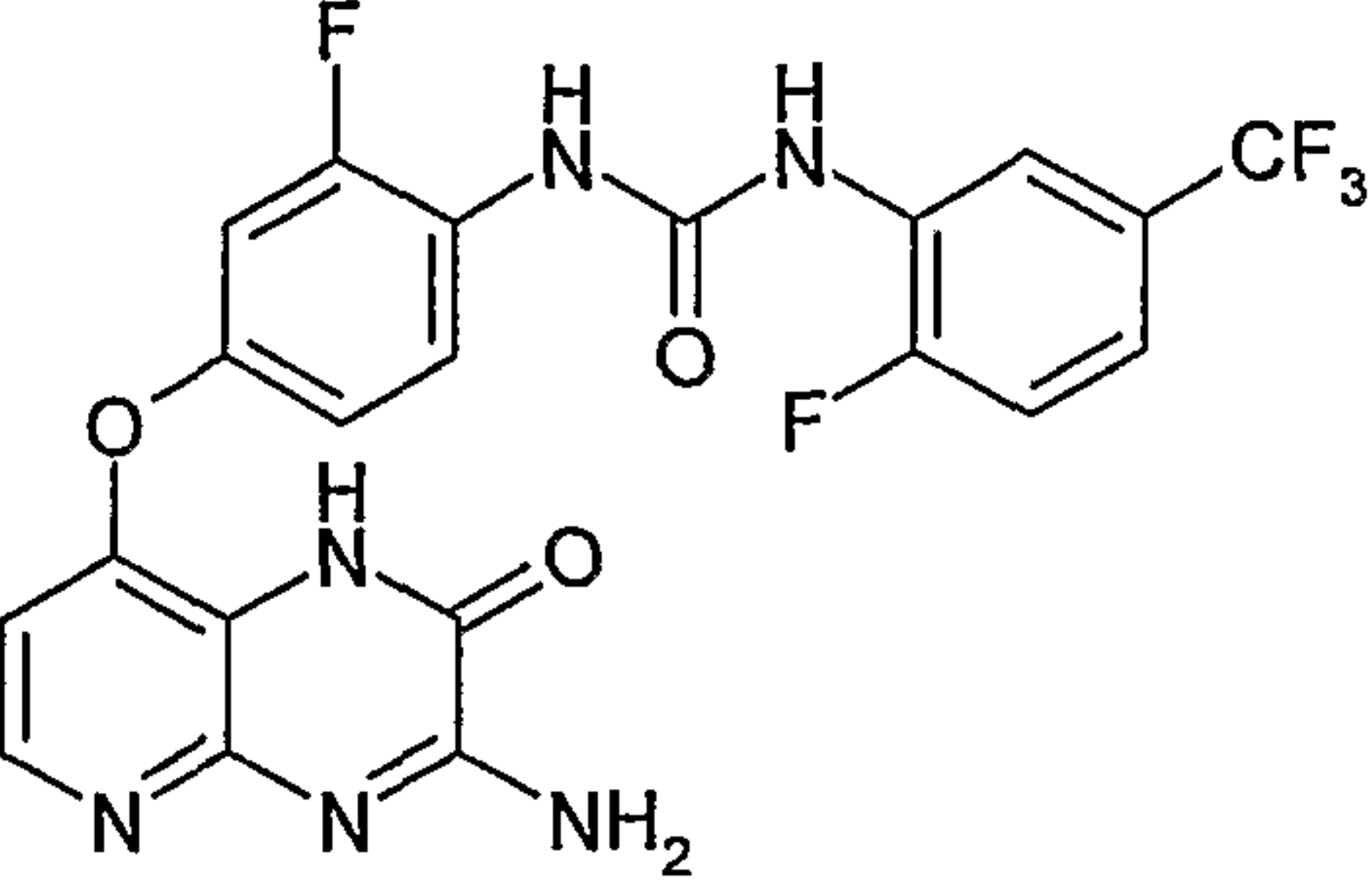
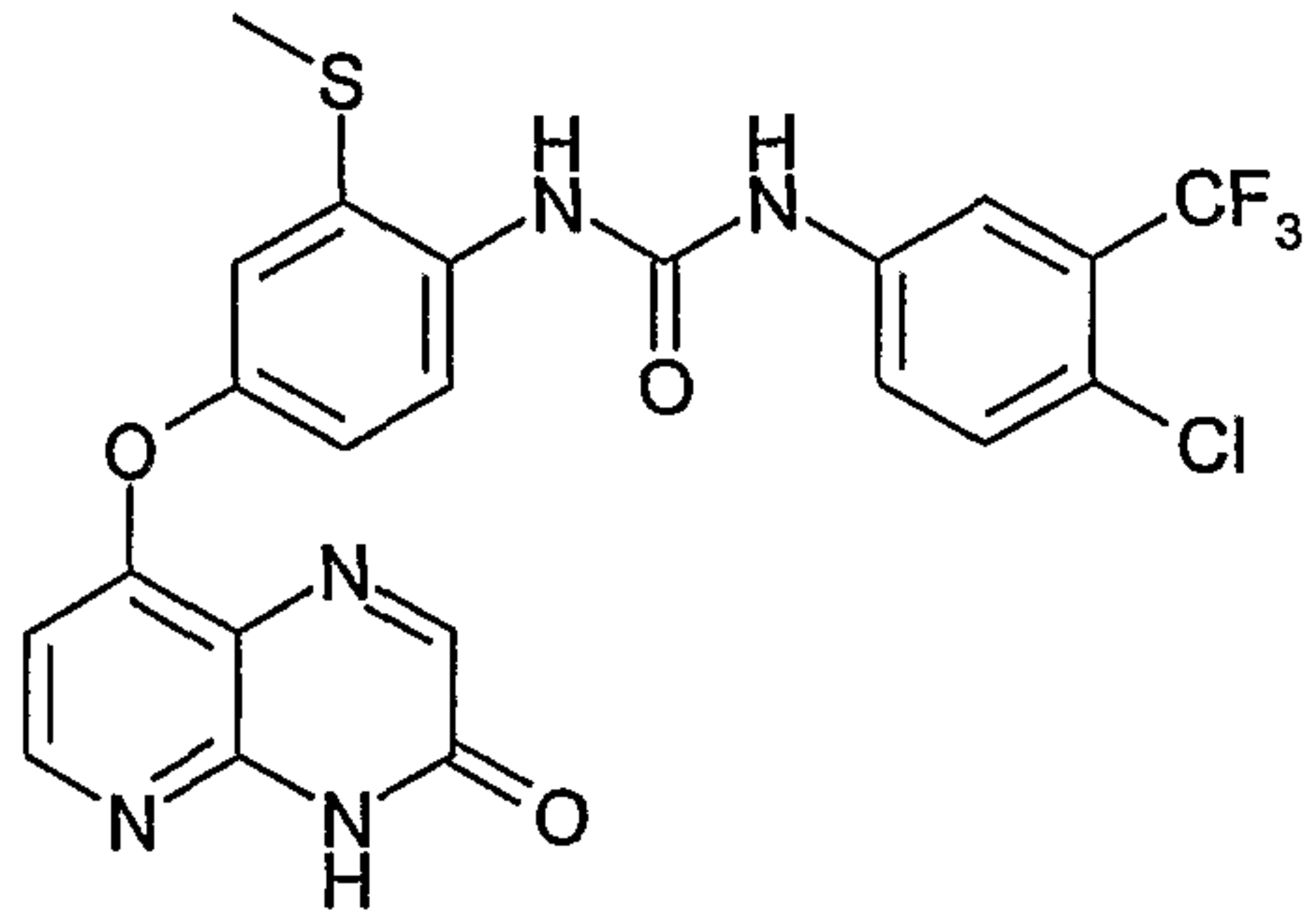
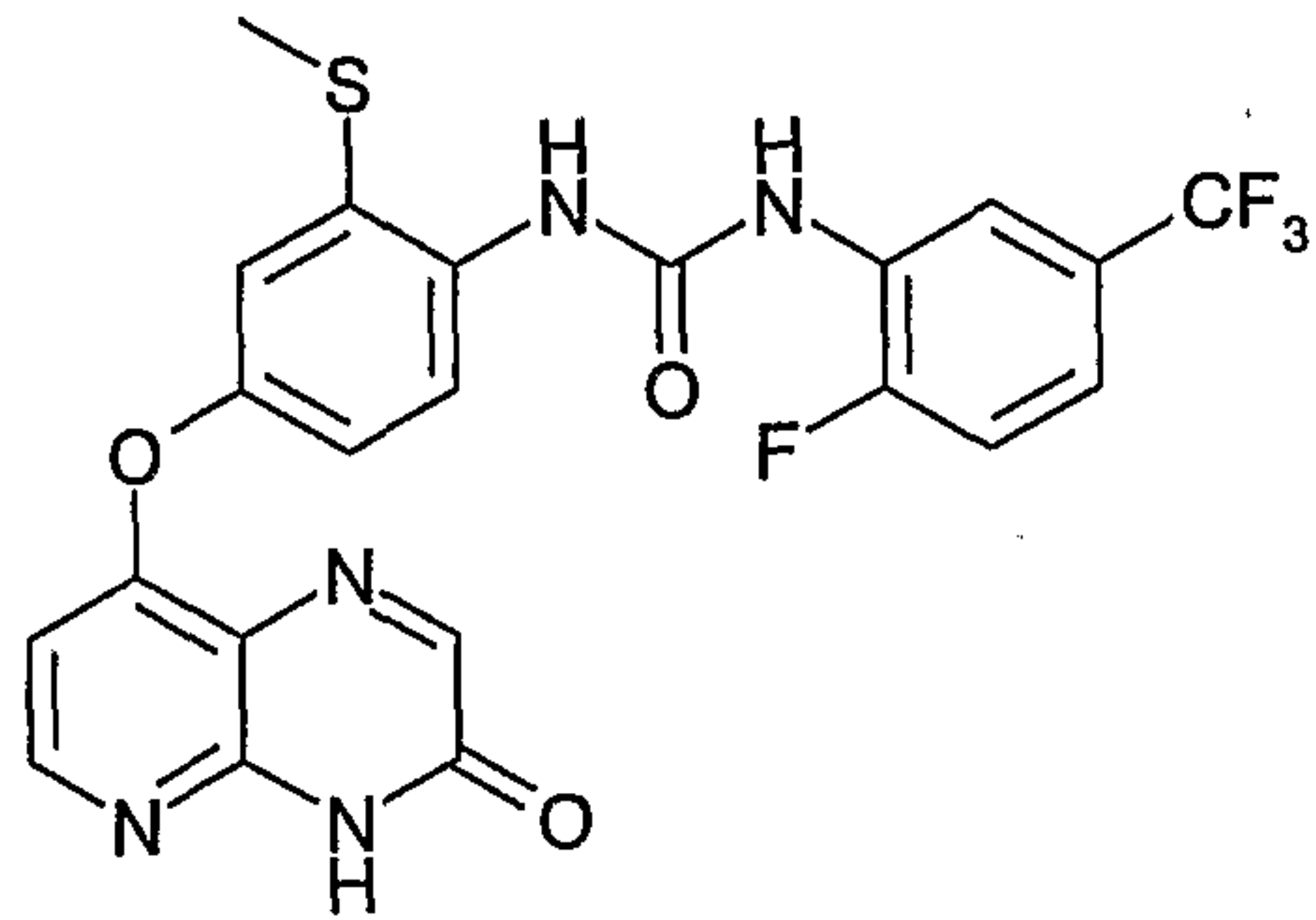
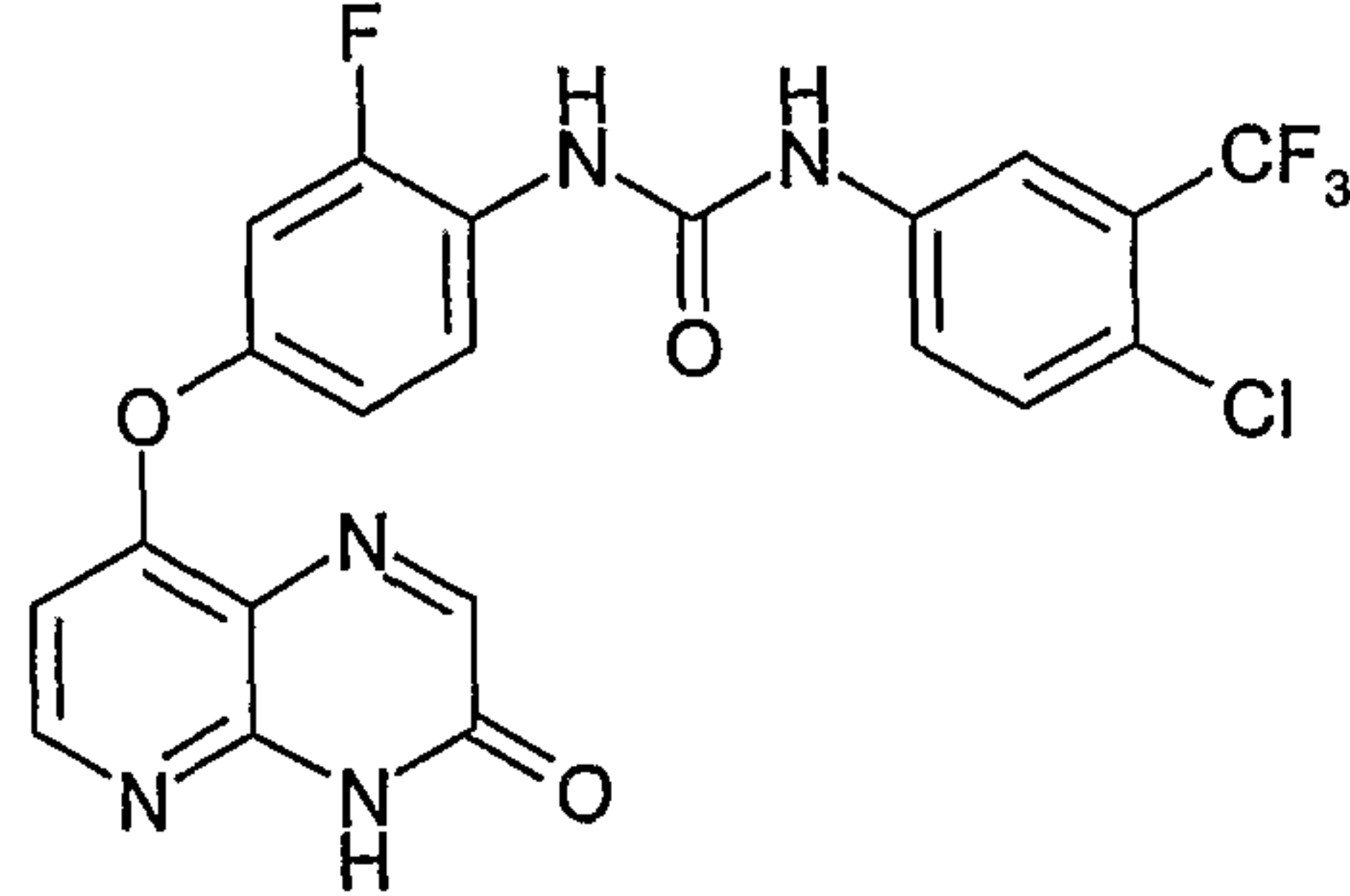
In one embodiment, the compounds are selected from compounds of the following formulae and pharmaceutically acceptable salts, hydrates, and solvates thereof:

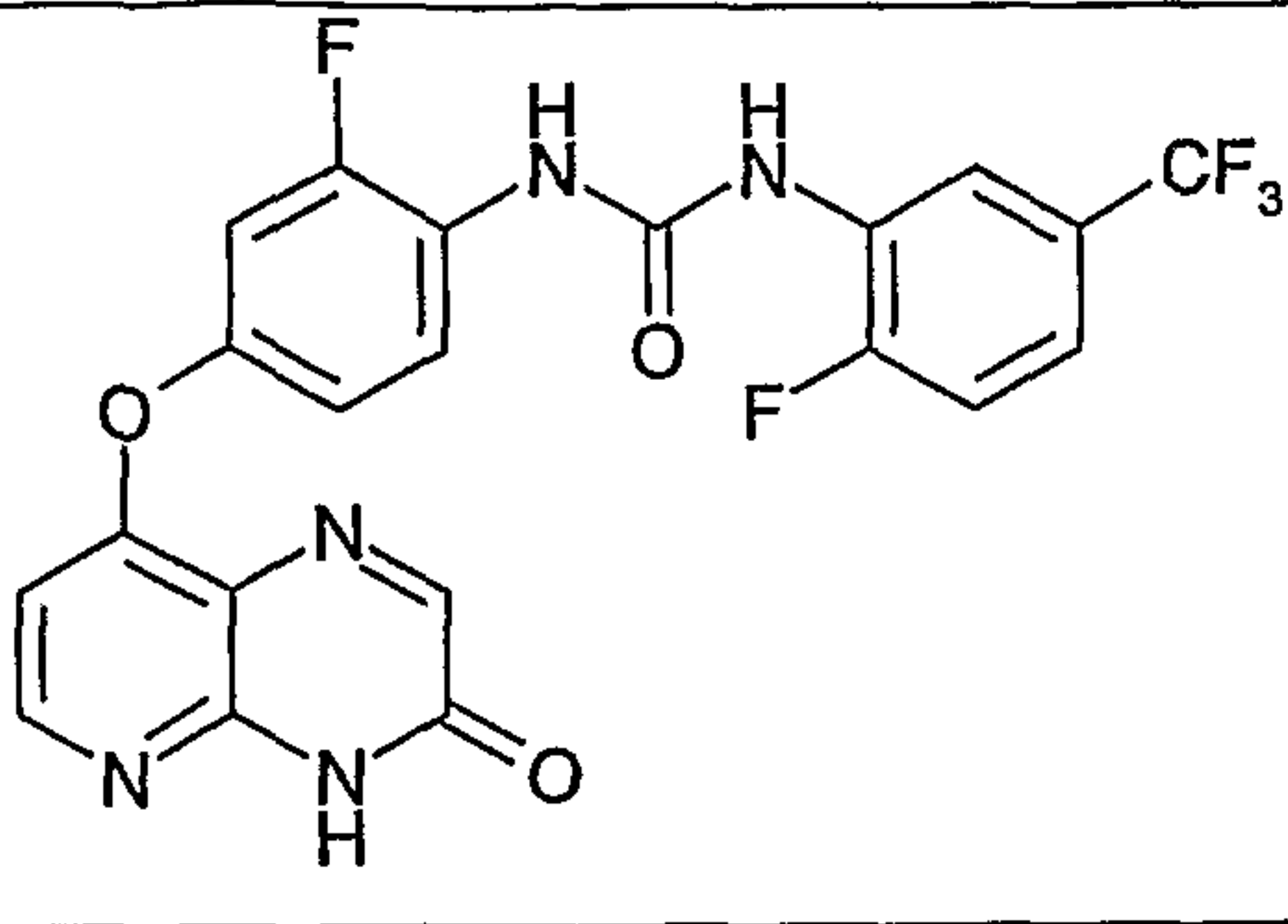
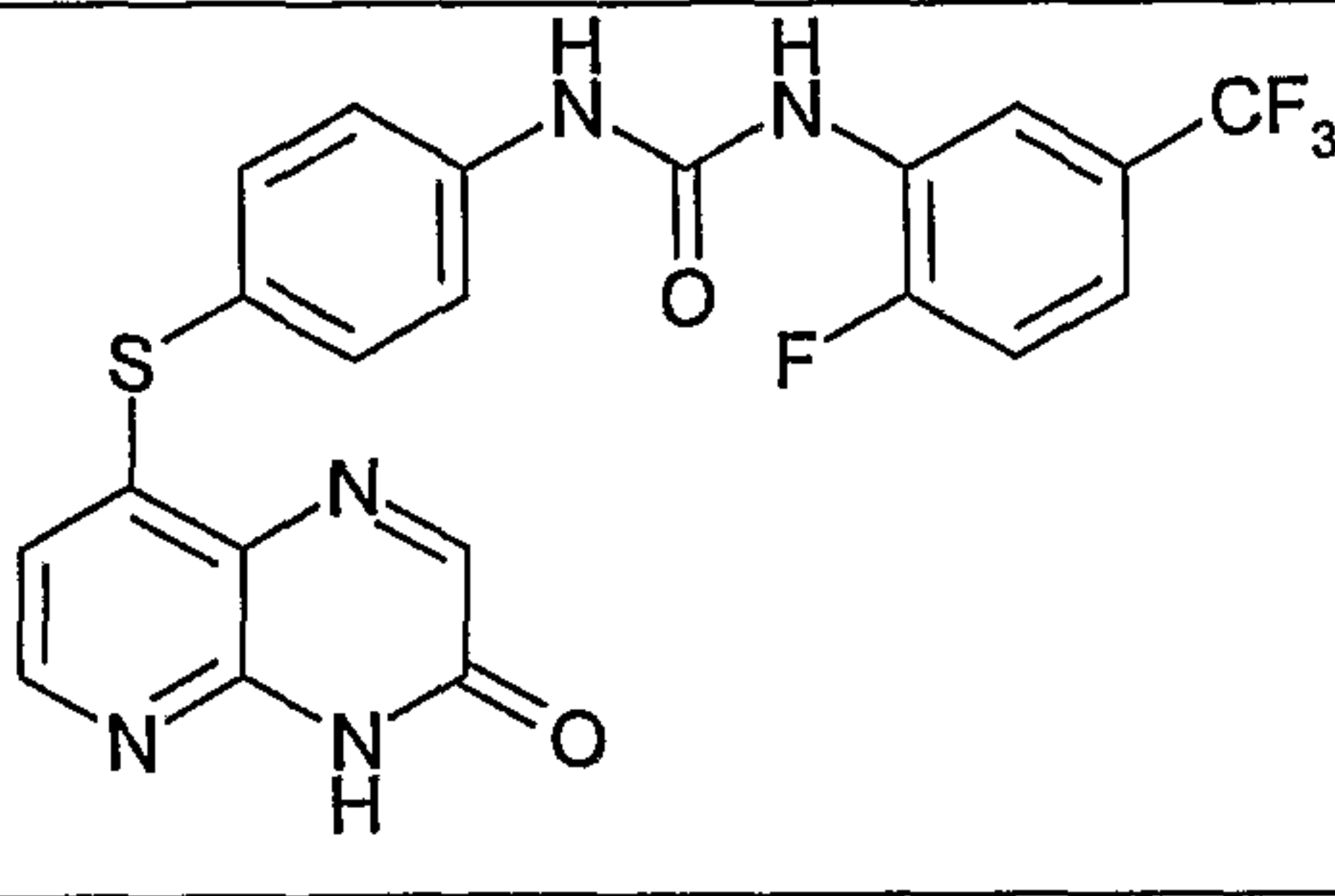
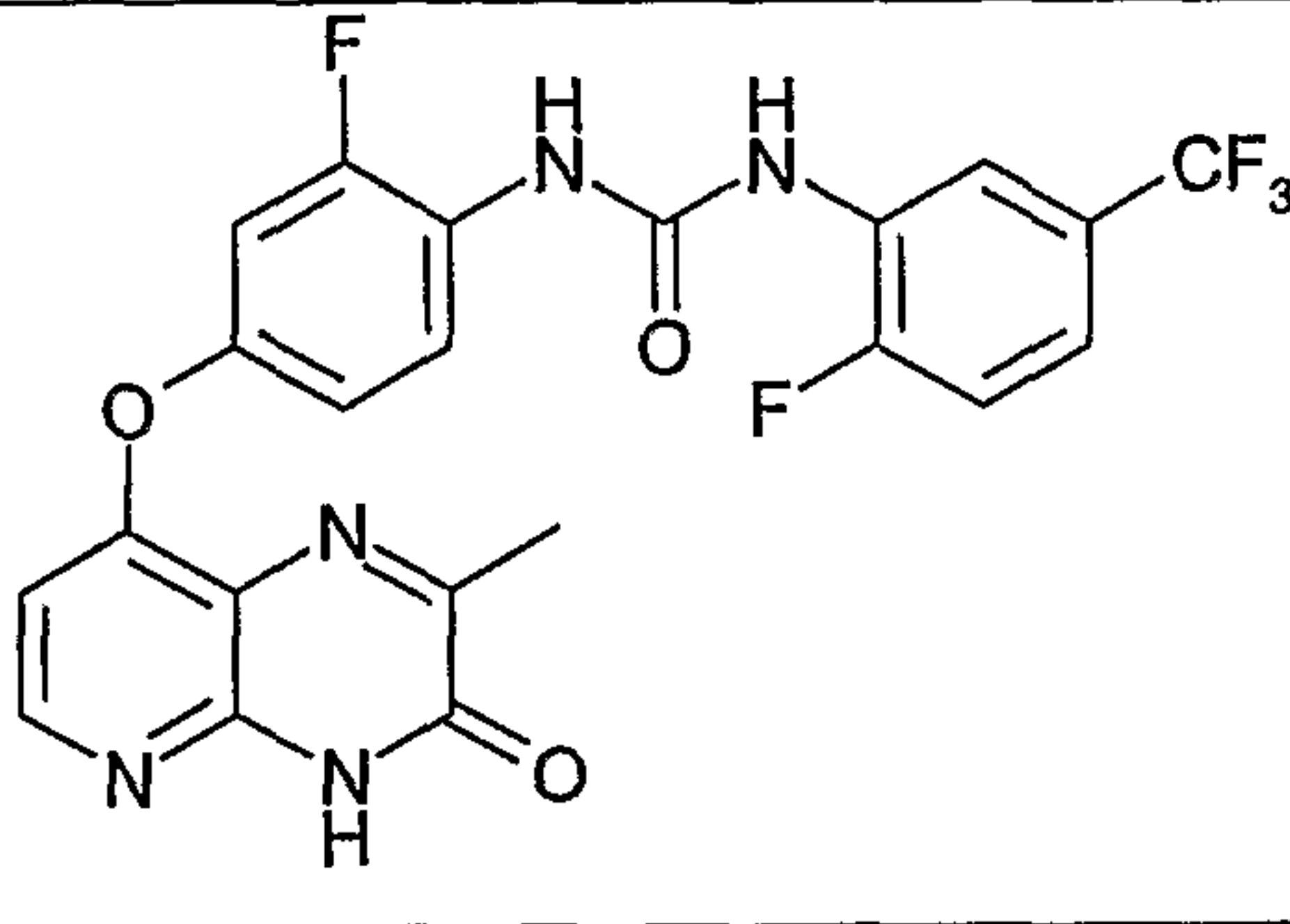
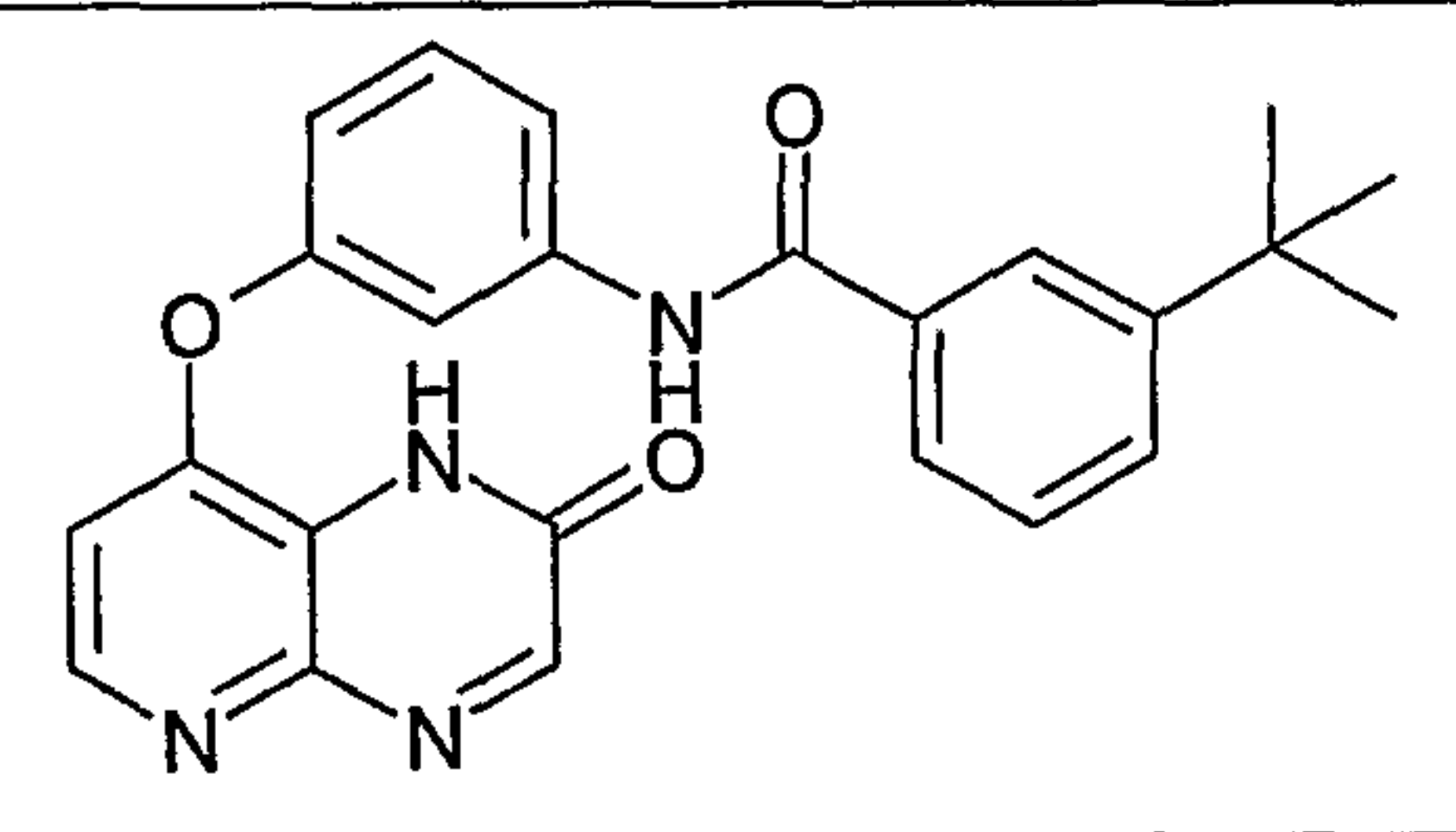
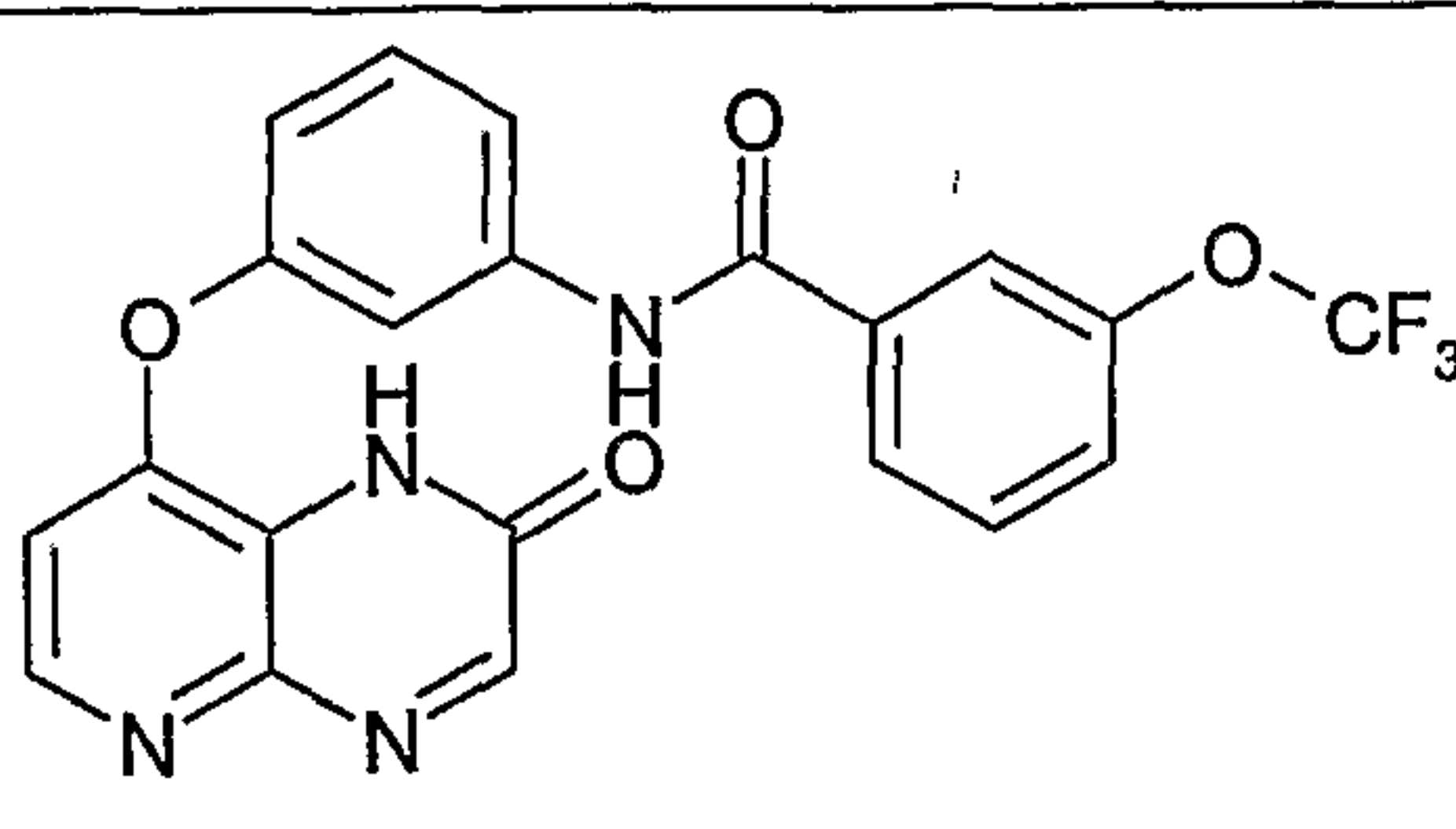
Cmpd.	Structure
AA-001	 <chem>CC(C)(C)c1cn[nH]1NC(=O)c2ccc(O)cc2C3=CN=C(NC4=CC=CC=C4)C5=CC=CC=C35</chem>
AA-002	 <chem>COc1ccc(O)cc1C2=CN=C(NC(=O)c3ccc(OC(F)(F)F)cc3)C4=CC=CC=C24</chem>
AA-003	 <chem>CC(C)(C)c1ccc(NC(=O)c2ccc(O)cc2)cc1C3=CN=C(NC4=CC=CC=C4)C5=CC=CC=C35</chem>
AA-004	 <chem>COc1ccc(O)cc1C2=CN=C(NC(=O)c3ccc(OC(F)(F)F)cc3)C4=CC=CC=C24</chem>
AA-005	 <chem>CC(C)(C)c1ccc(NC(=O)c2ccc(O)cc2)cc1C3=CN=C(NC4=CC=CC=C4)C5=CC=CC=C35</chem>
AA-006	 <chem>CC(C)(C)c1cn[nH]1NC(=O)Nc2ccc(C)cc2C3=CN=C(NC4=CC=CC=C4)C5=CC=CC=C35</chem>

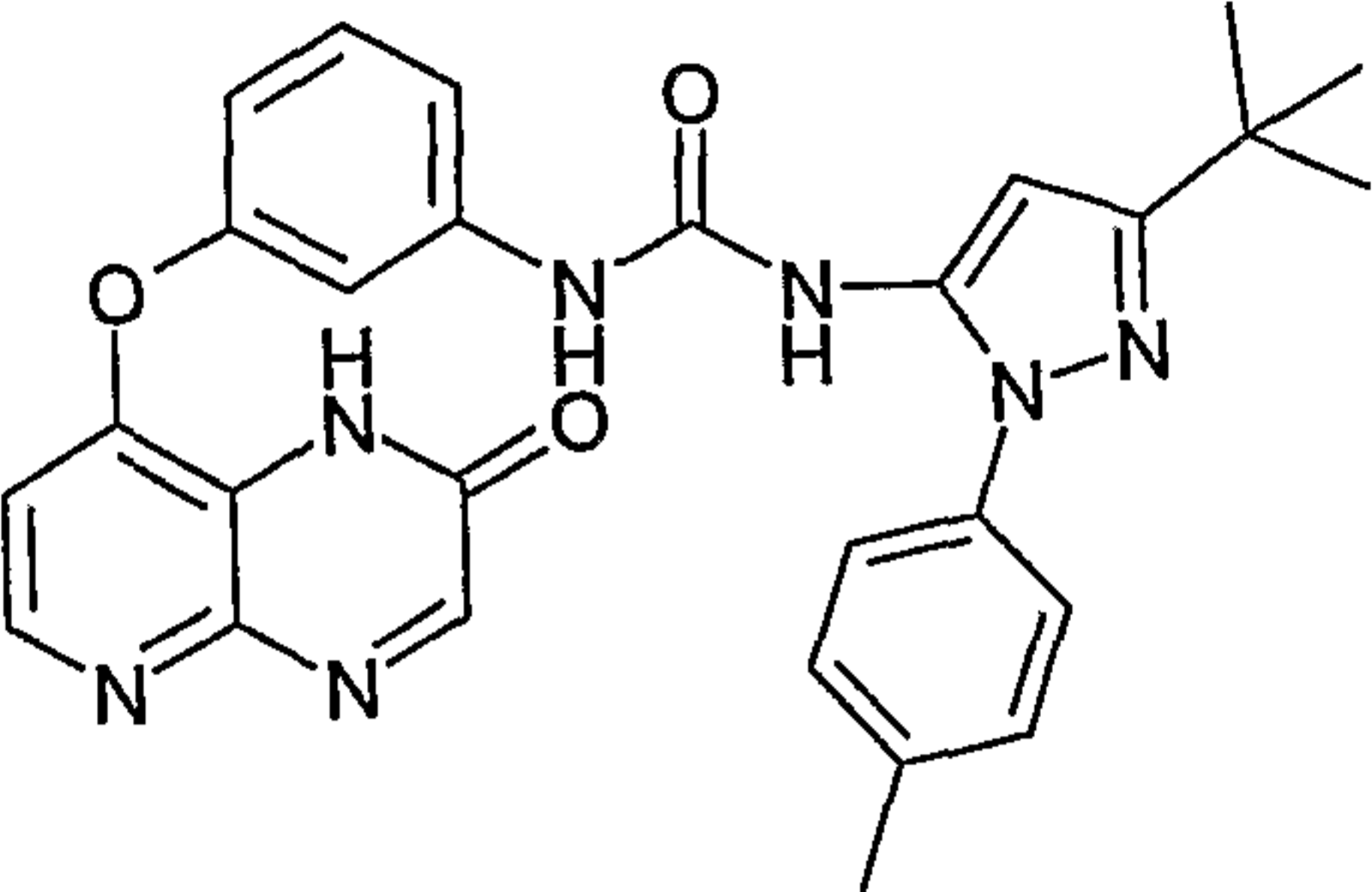
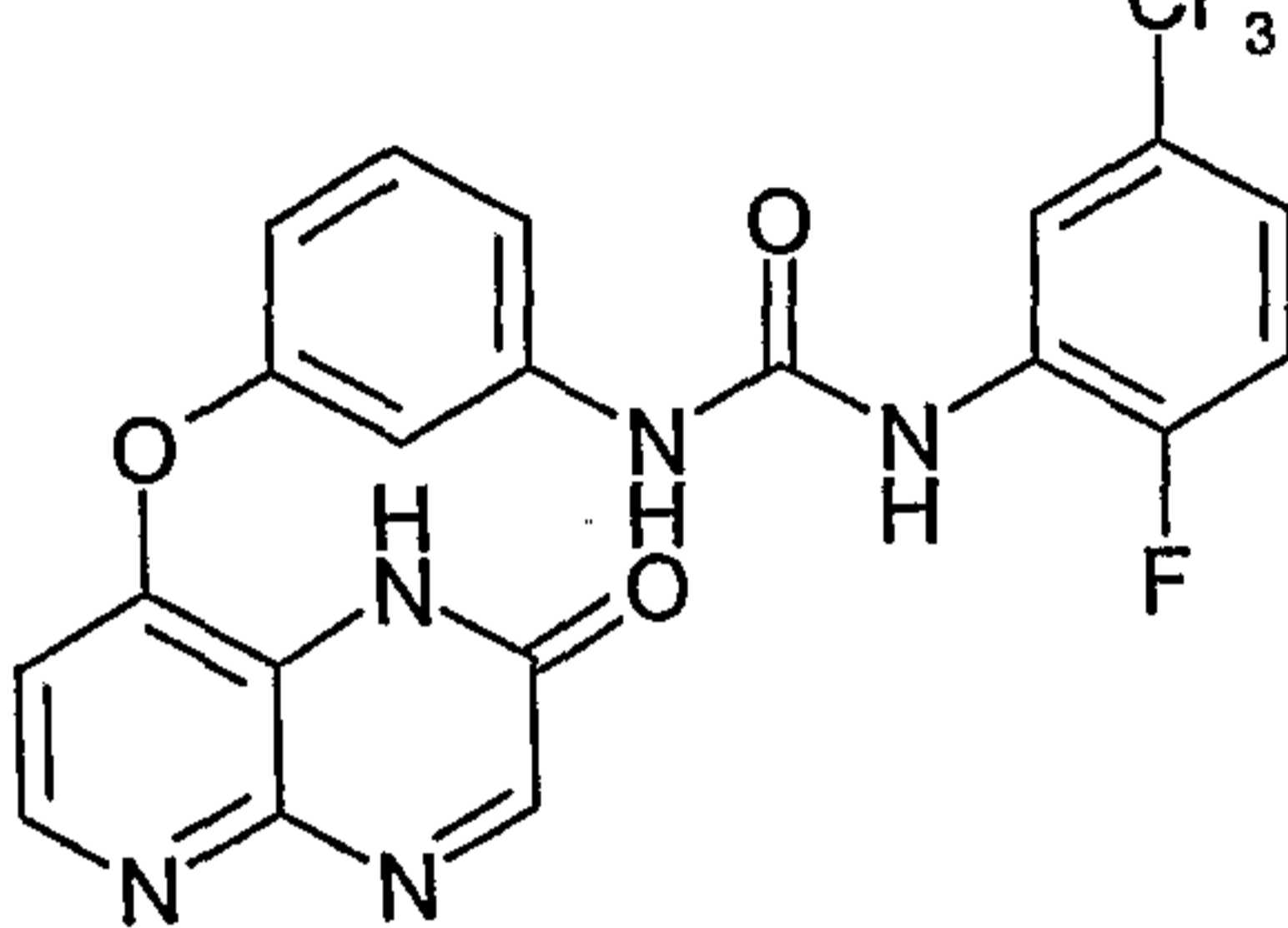
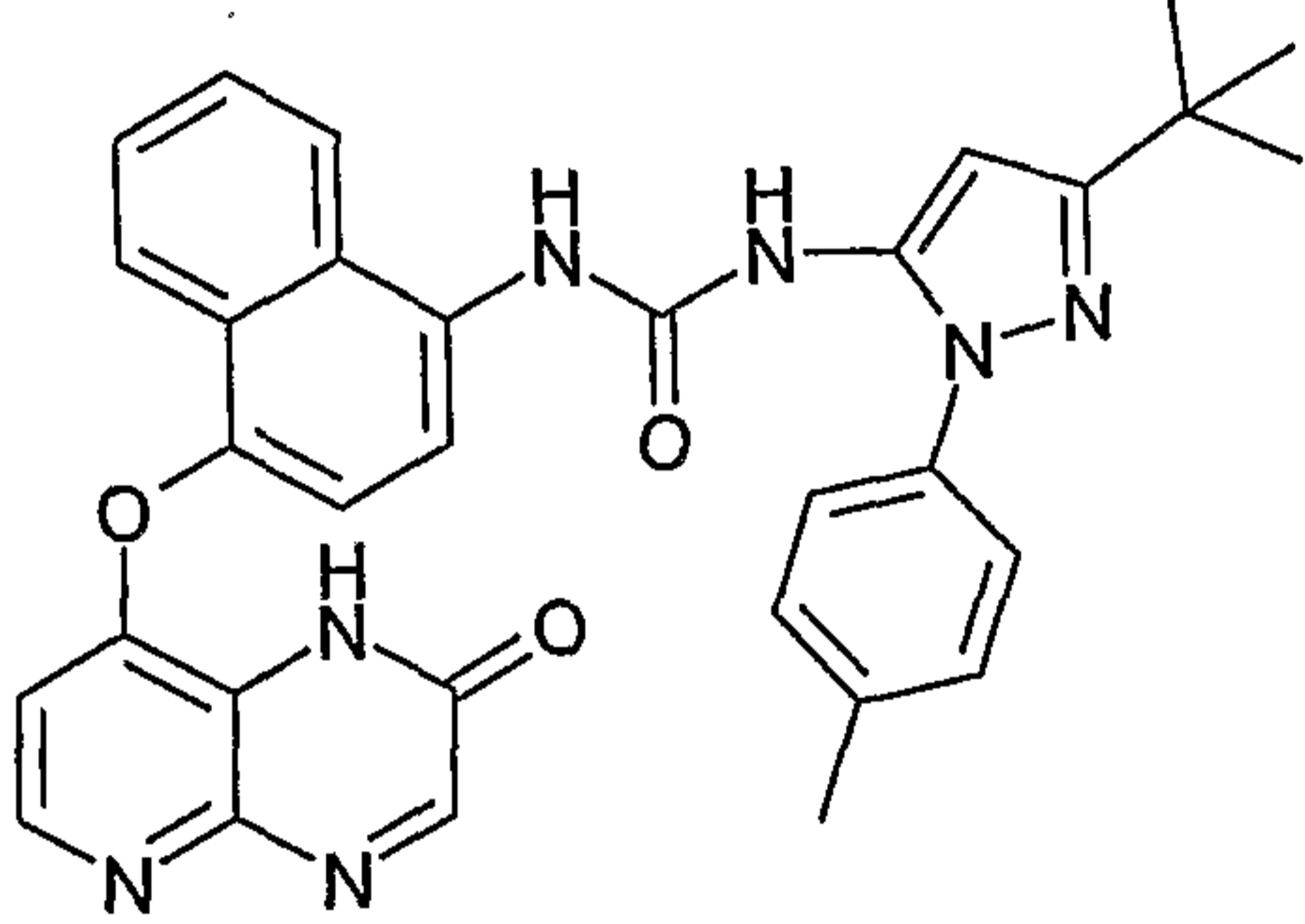
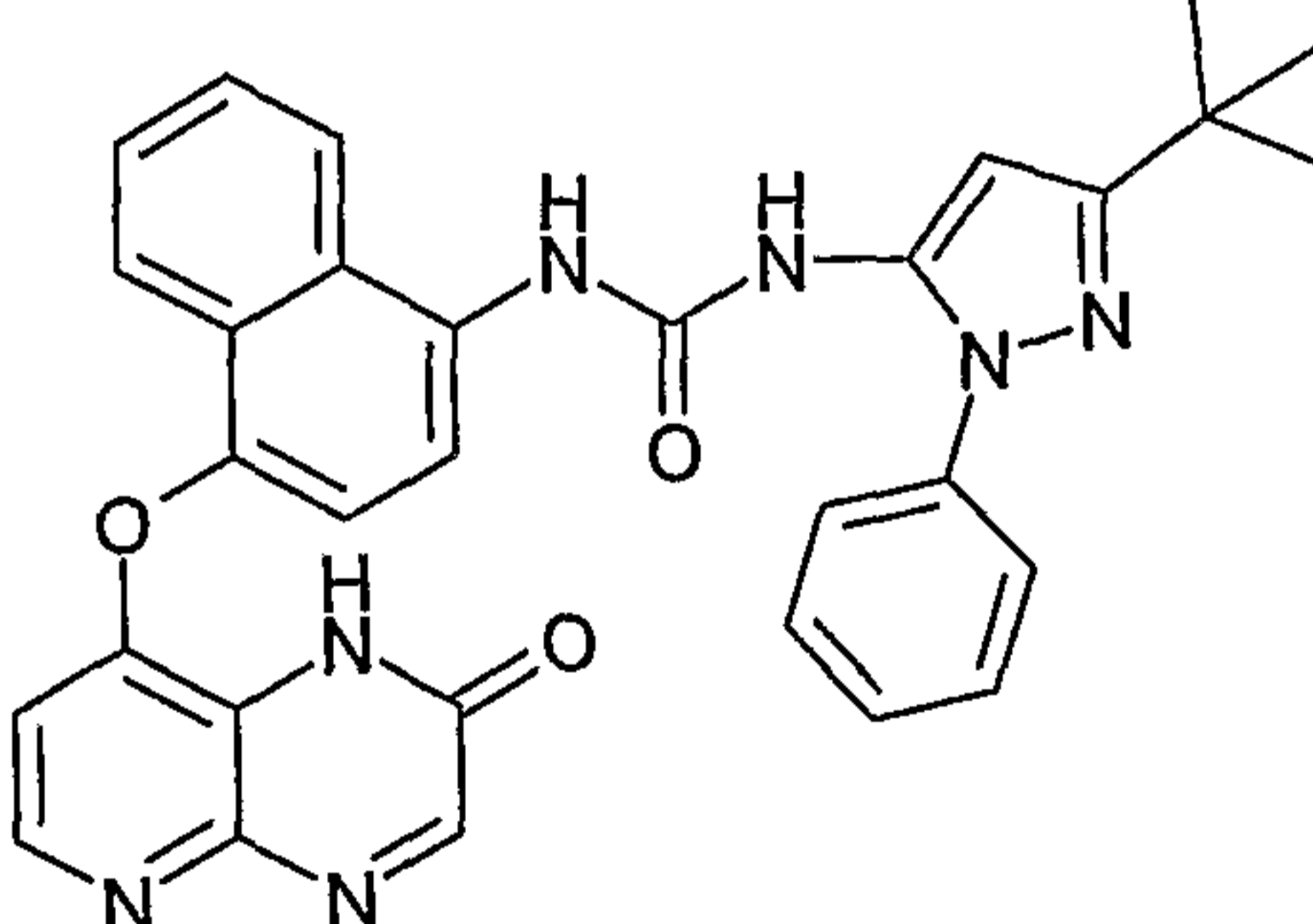
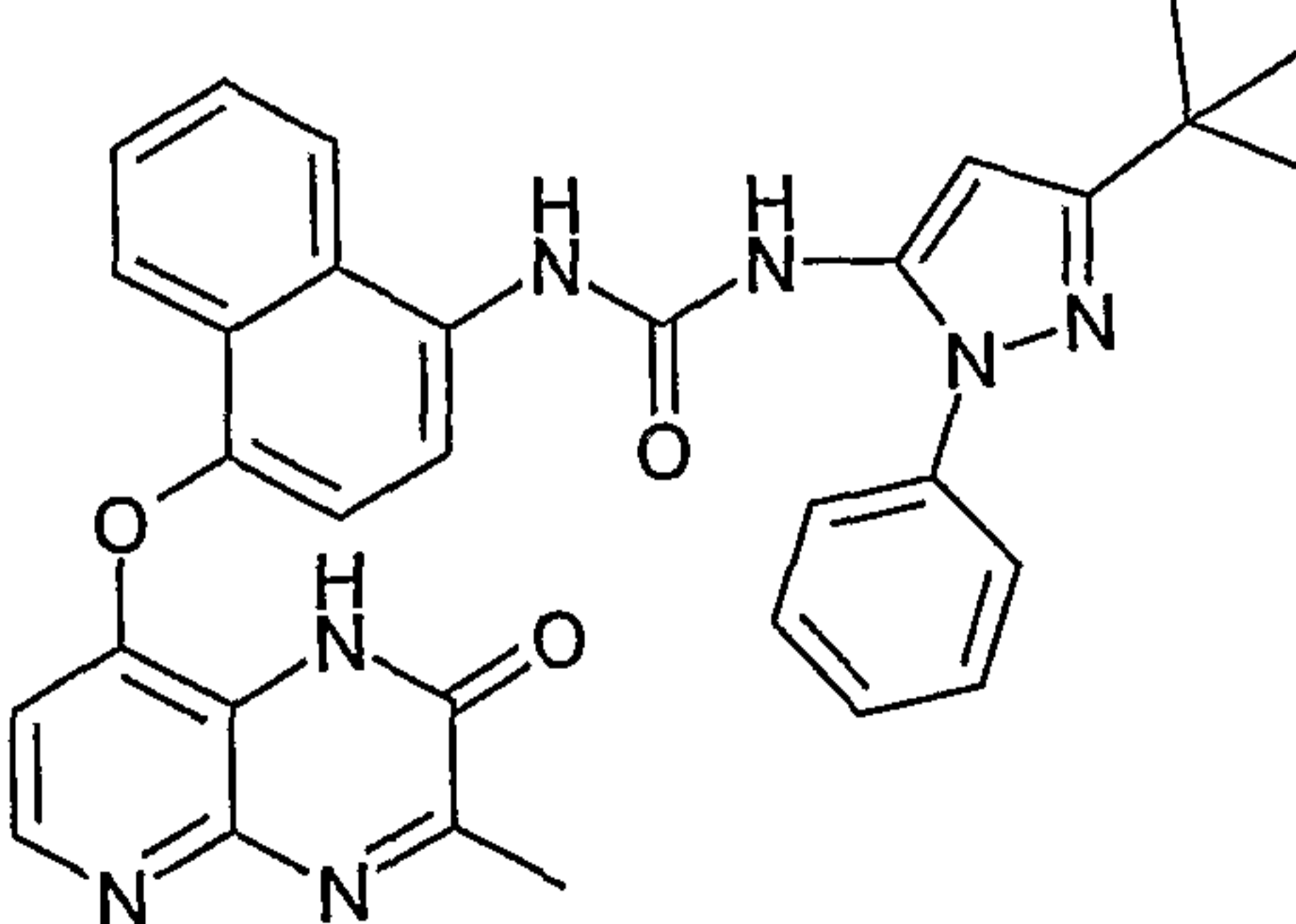
Cmpd.	Structure
AA-007	 <chem>O=C1NC2=CN=C(C=C2Oc3ccc(NC(=O)Nc4ccc(F)cc4)cc3)N1</chem>
AA-008	 <chem>CC1(C)C2=CN=C(C=C2N1)Nc3ccc(Oc4ccc(NC(=O)Nc5ccc(N6=CN=CC6)cc5)cc4)cc3</chem>
AA-009	 <chem>CC1(C)C2=CN=C(C=C2N1)Nc3ccc(Oc4ccc(NC(=O)Nc5ccc(N6=CN=CC6)cc5)cc4)C(=O)N3C=NC=C3C</chem>
AA-010	 <chem>CC1(C)C2=CN=C(C=C2N1)Nc3ccc(Oc4ccc(NC(=O)Nc5ccc(N6=CN=CC6)cc5)cc4)C(=O)N3C=NC=C3C</chem>

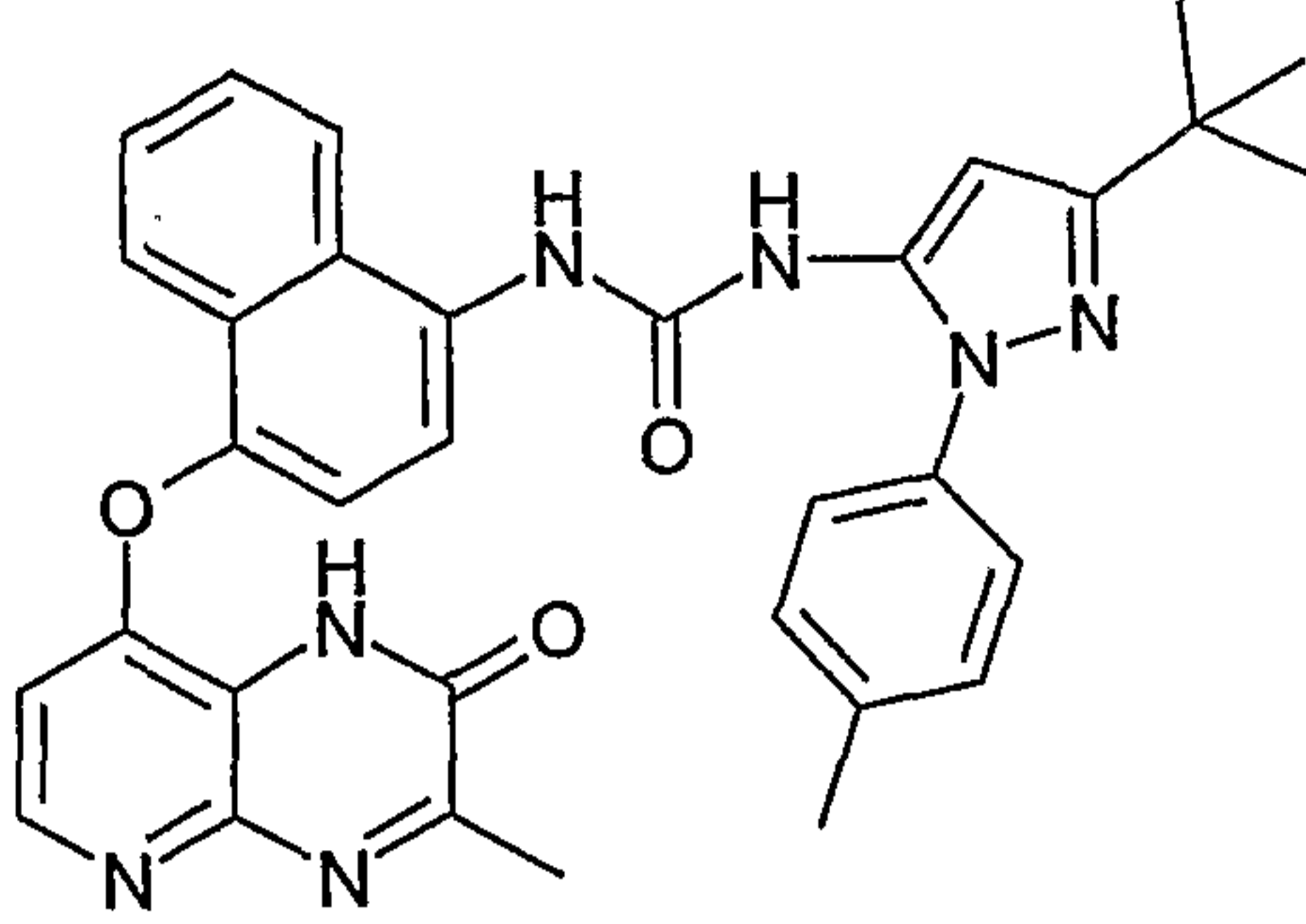
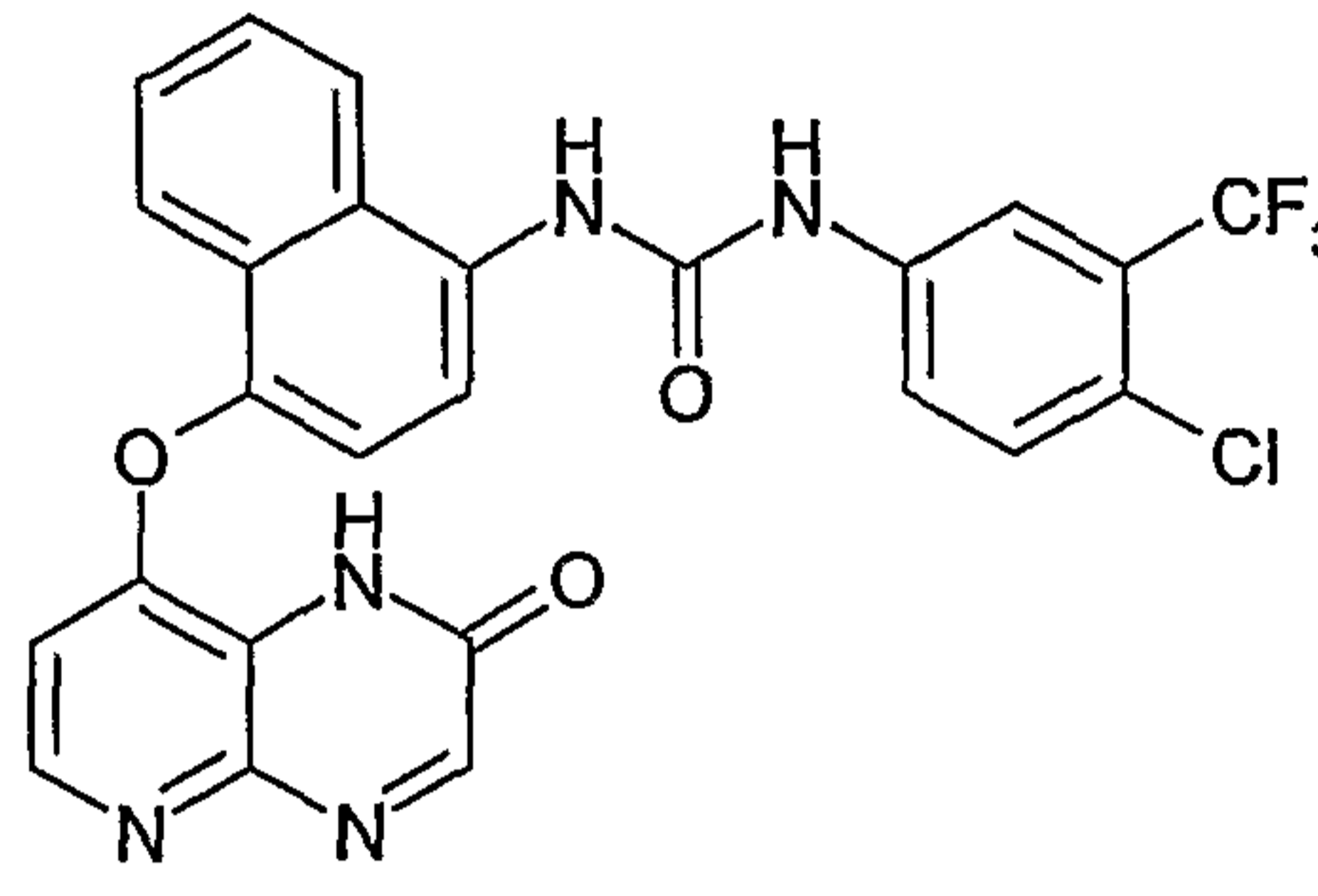
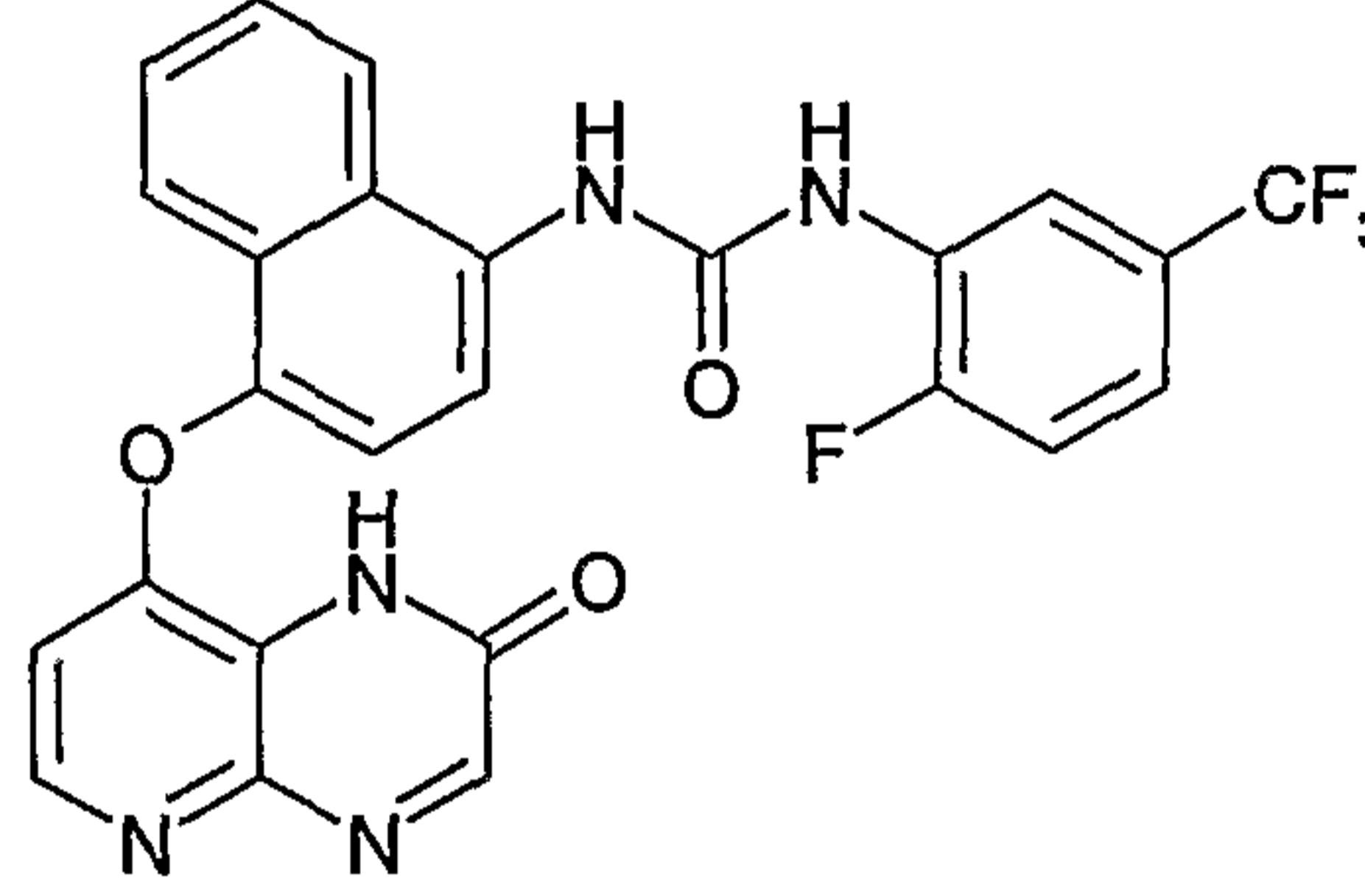
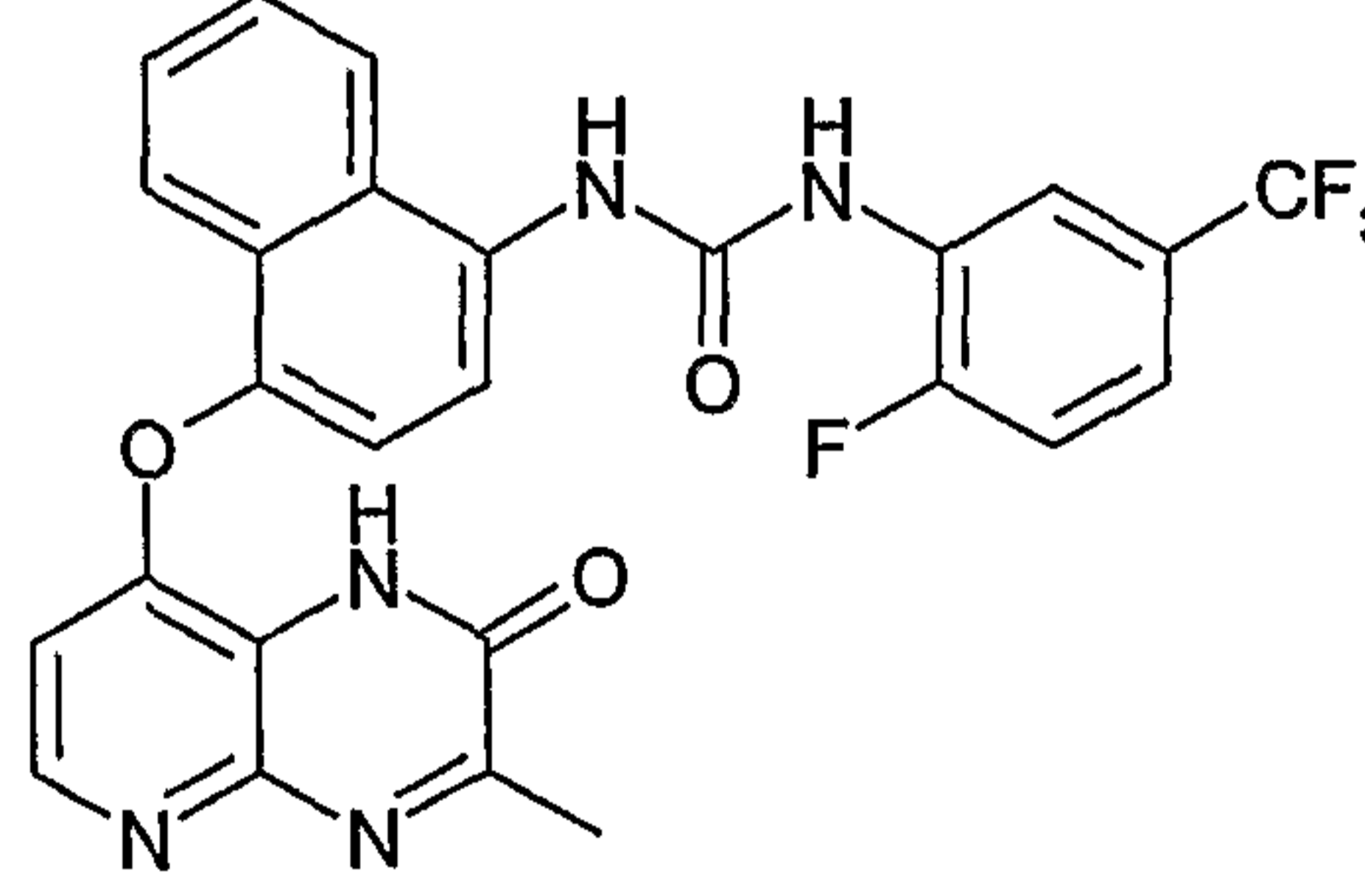
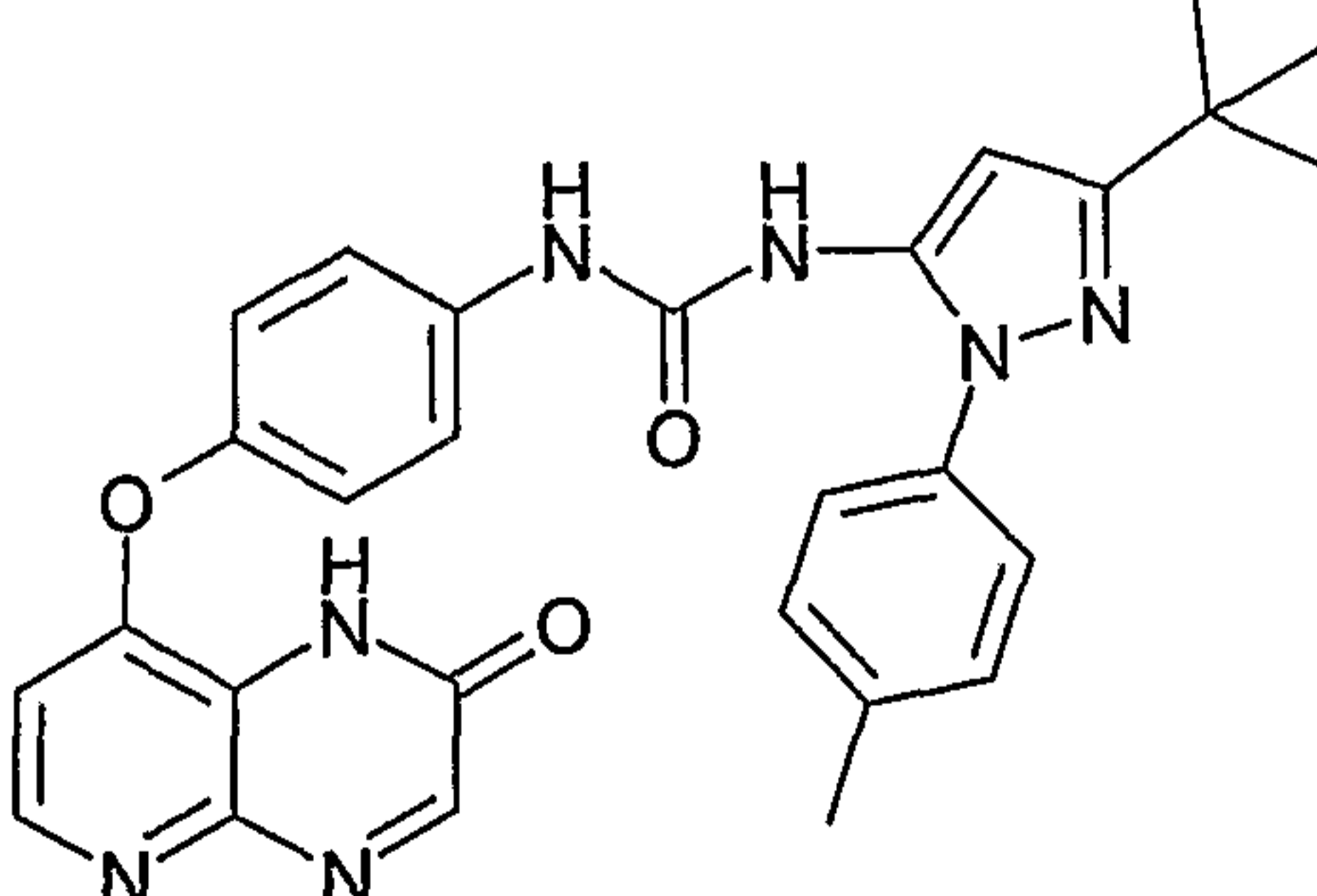
Cmpd.	Structure
AA-011	
AA-012	
AA-013	
AA-014	
AA-015	

Cmpd.	Structure
AA-016	
AA-017	
AA-018	
AA-019	
AA-020	

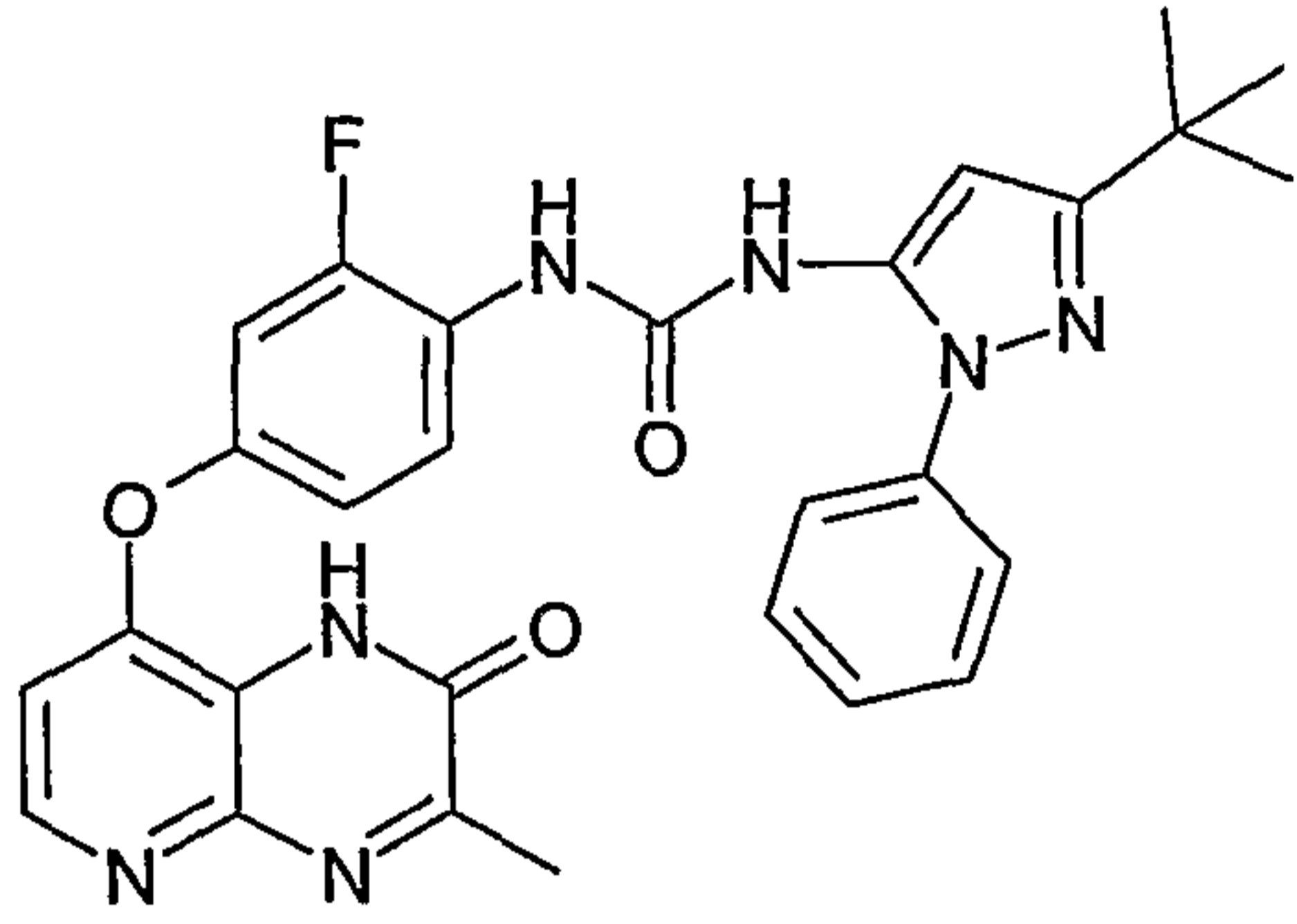
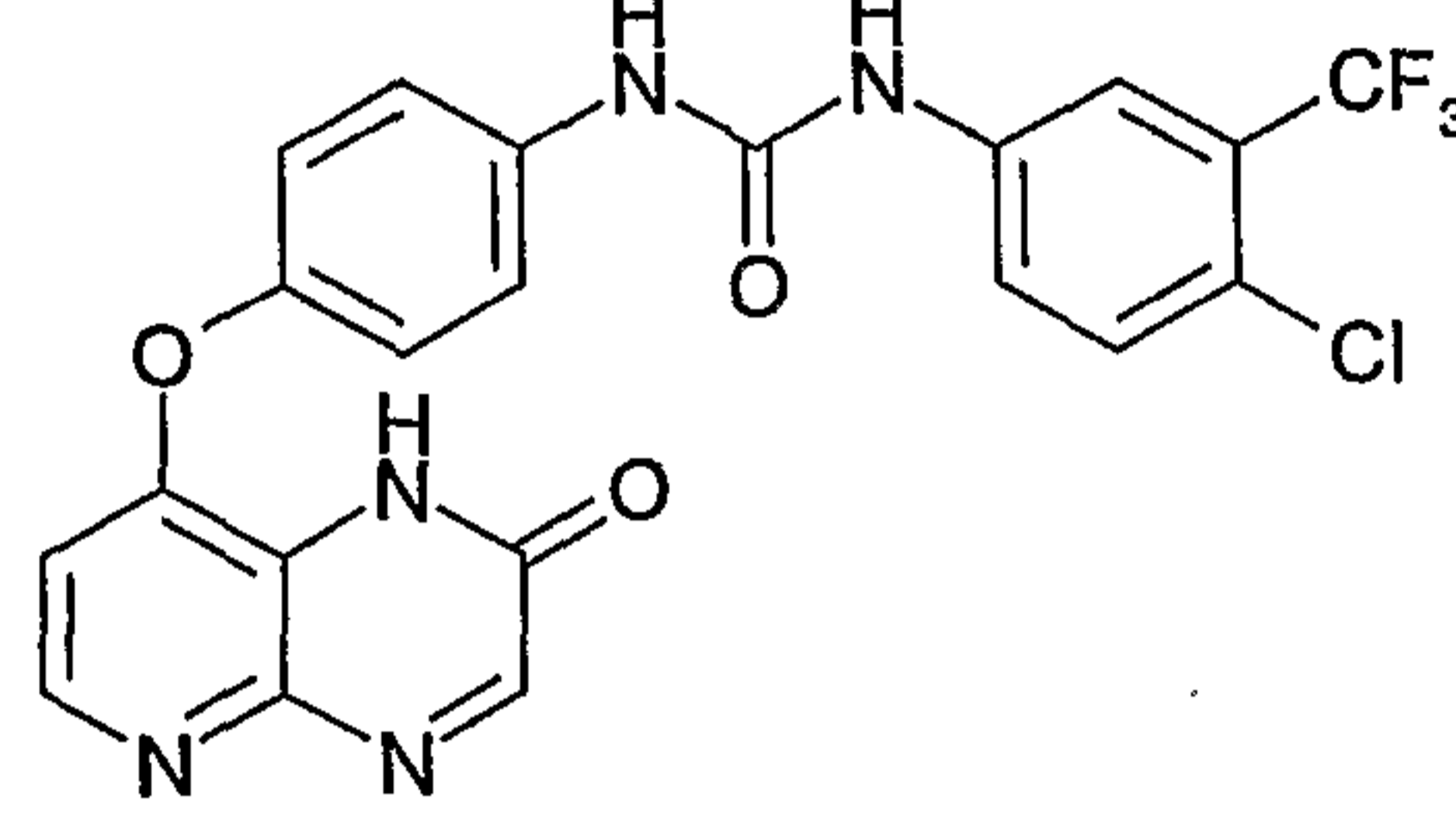
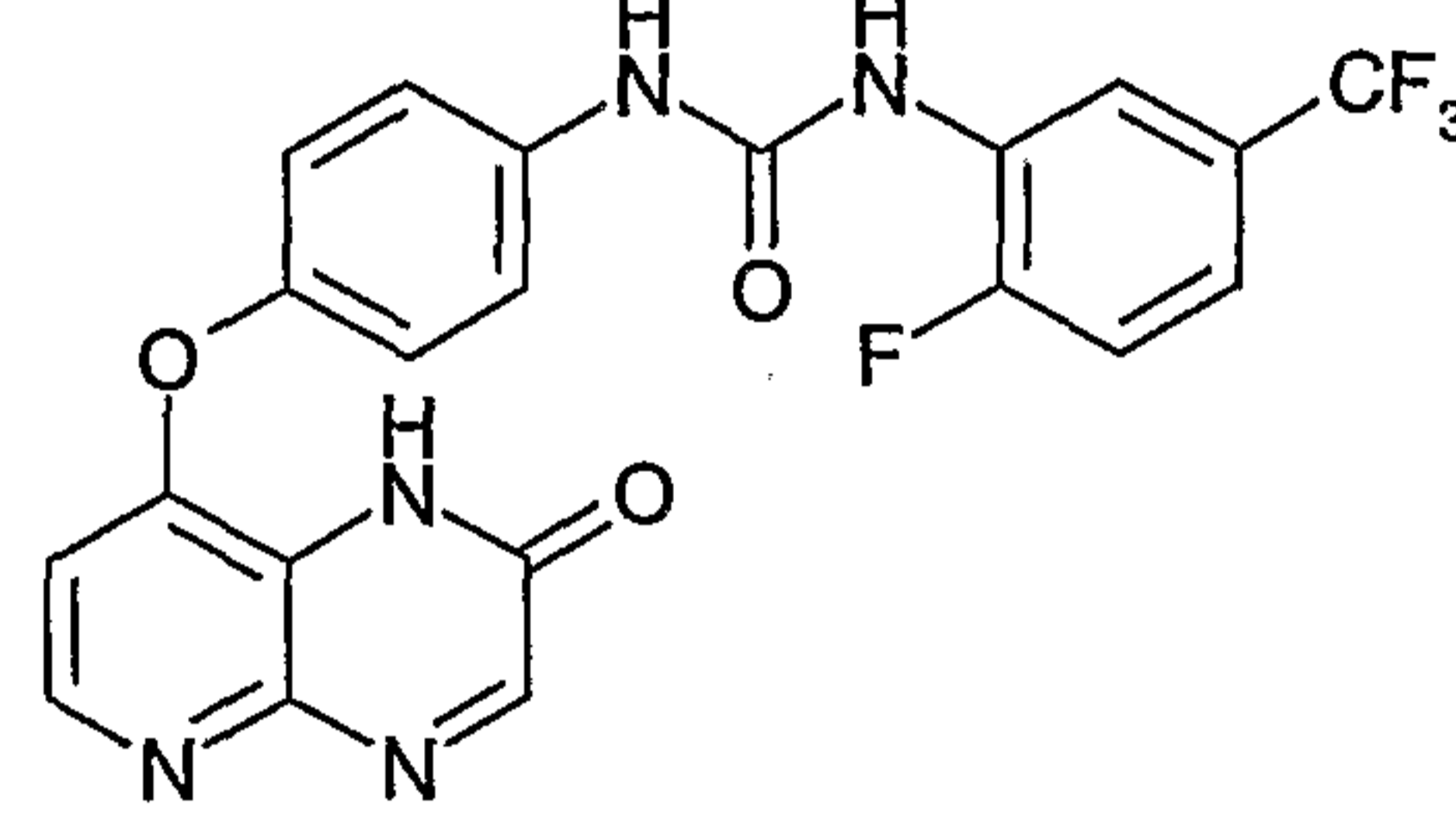
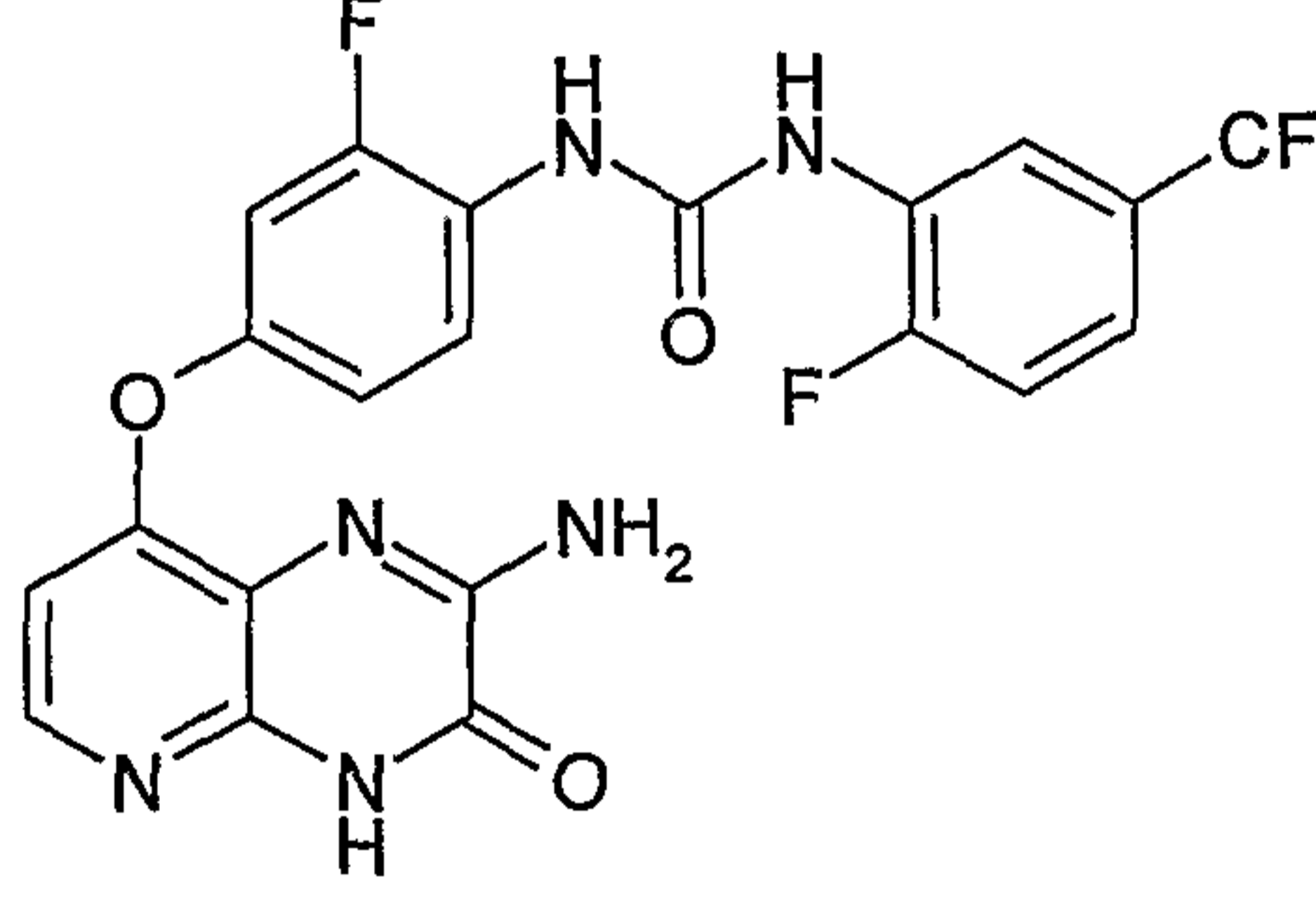
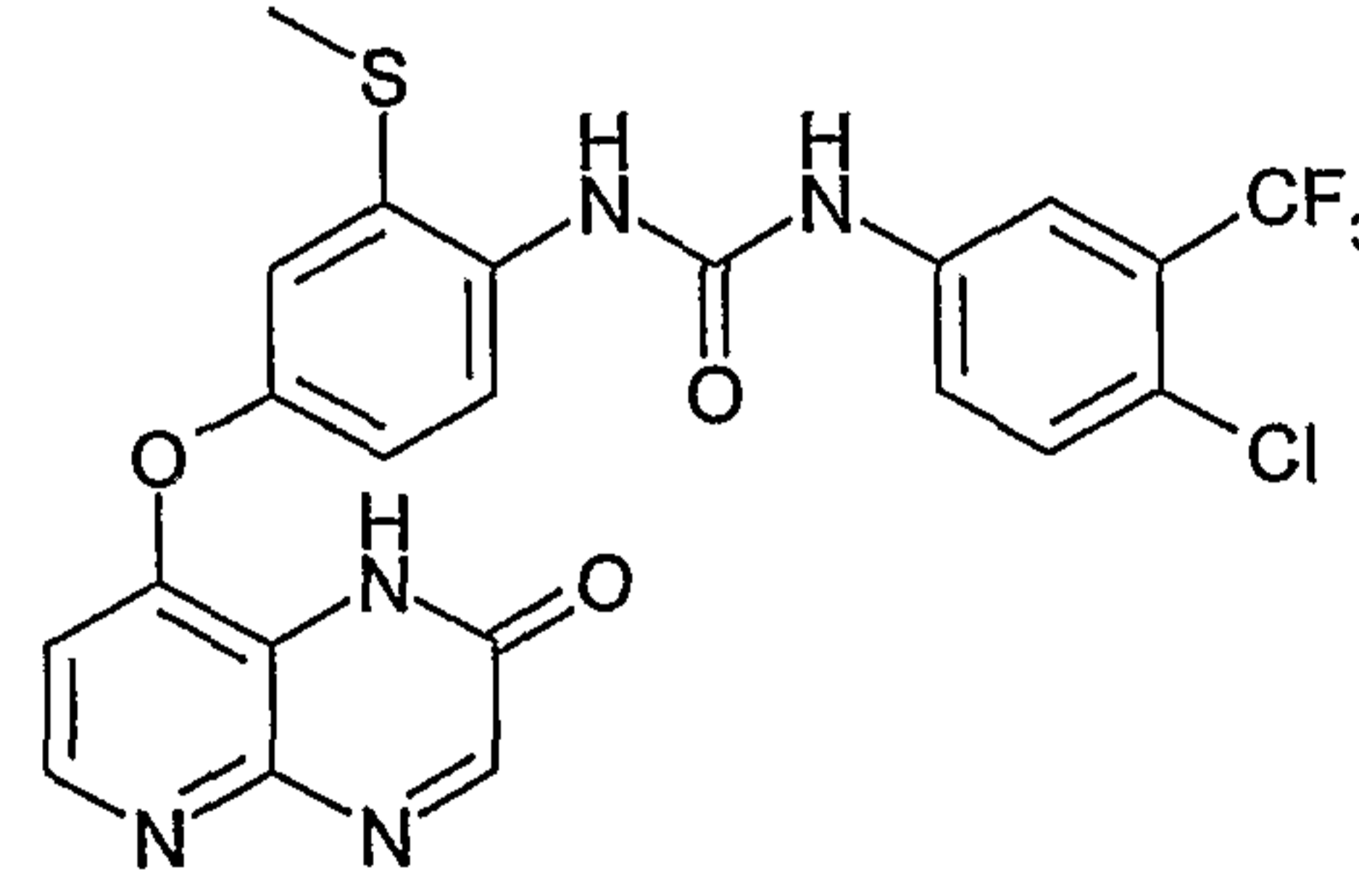
Cmpd.	Structure
AA-021	 <chem>Nc1nc2c(ncn2C(=O)N1)OC3=CC=C(NC(=O)NC4=CC=C(C=C4)C(F)(F)F)C=C3</chem>
AA-022	 <chem>Nc1nc2c(ncn2C(=O)N1)OC3=CC=C(NC(=O)NC4=CC=C(C=C4)C(F)F)C=C3</chem>
AA-023	 <chem>Cn1c2c(ncn2C(=O)N1)OC3=CC=C(NC(=O)NC4=CC=C(C=C4)C(F)(F)F)C=C3</chem>
AA-024	 <chem>Cn1c2c(ncn2C(=O)N1)OC3=CC=C(NC(=O)NC4=CC=C(C=C4)C(F)F)C=C3</chem>
AA-025	 <chem>Cn1c2c(ncn2C(=O)N1)OC3=CC=C(NC(=O)NC4=CC=C(C=C4)C(F)(F)F)C=C3</chem>

Cmpd.	Structure
AA-026	
AA-027	
AA-028	
AA-029	
AA-030	

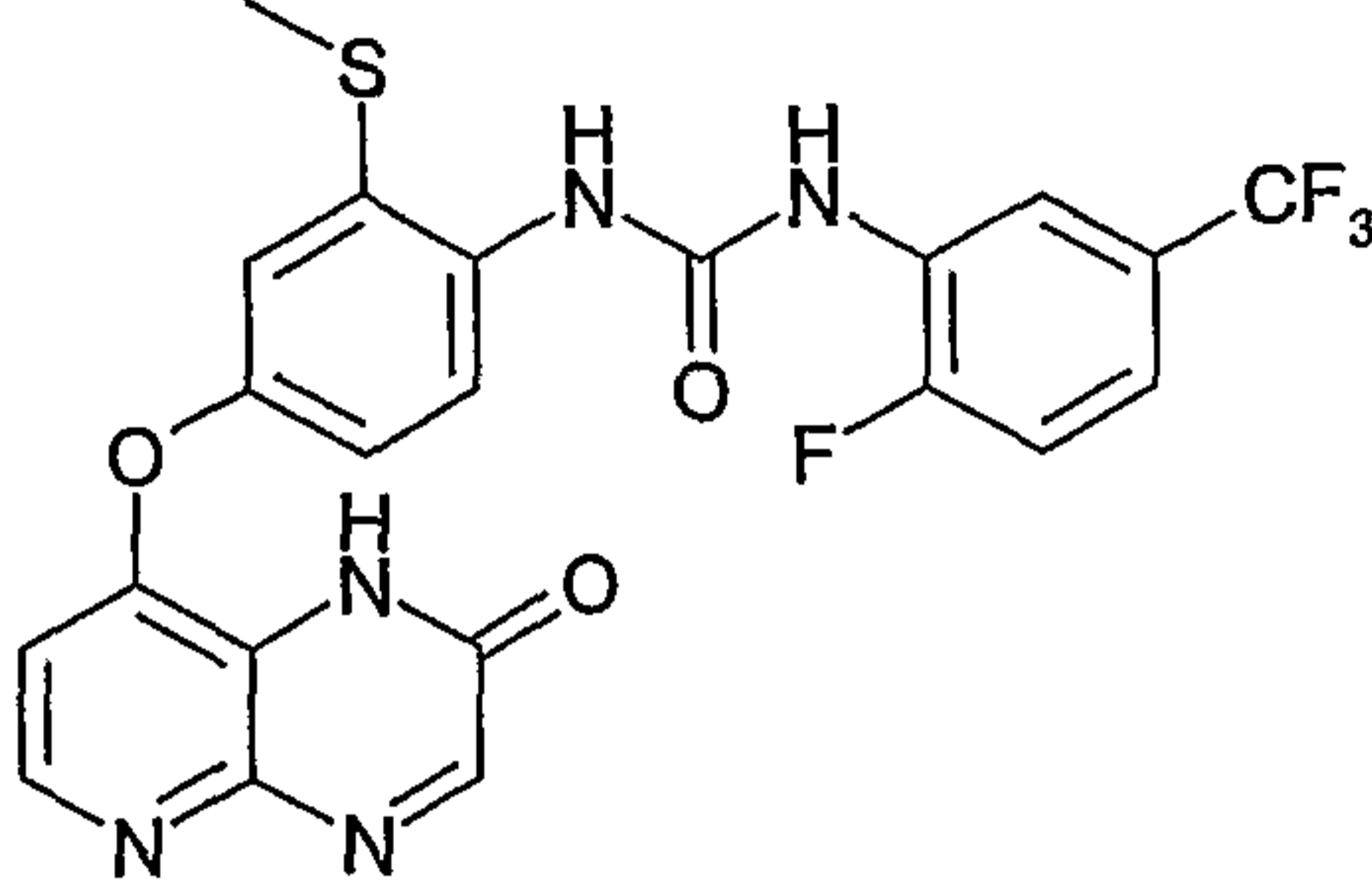
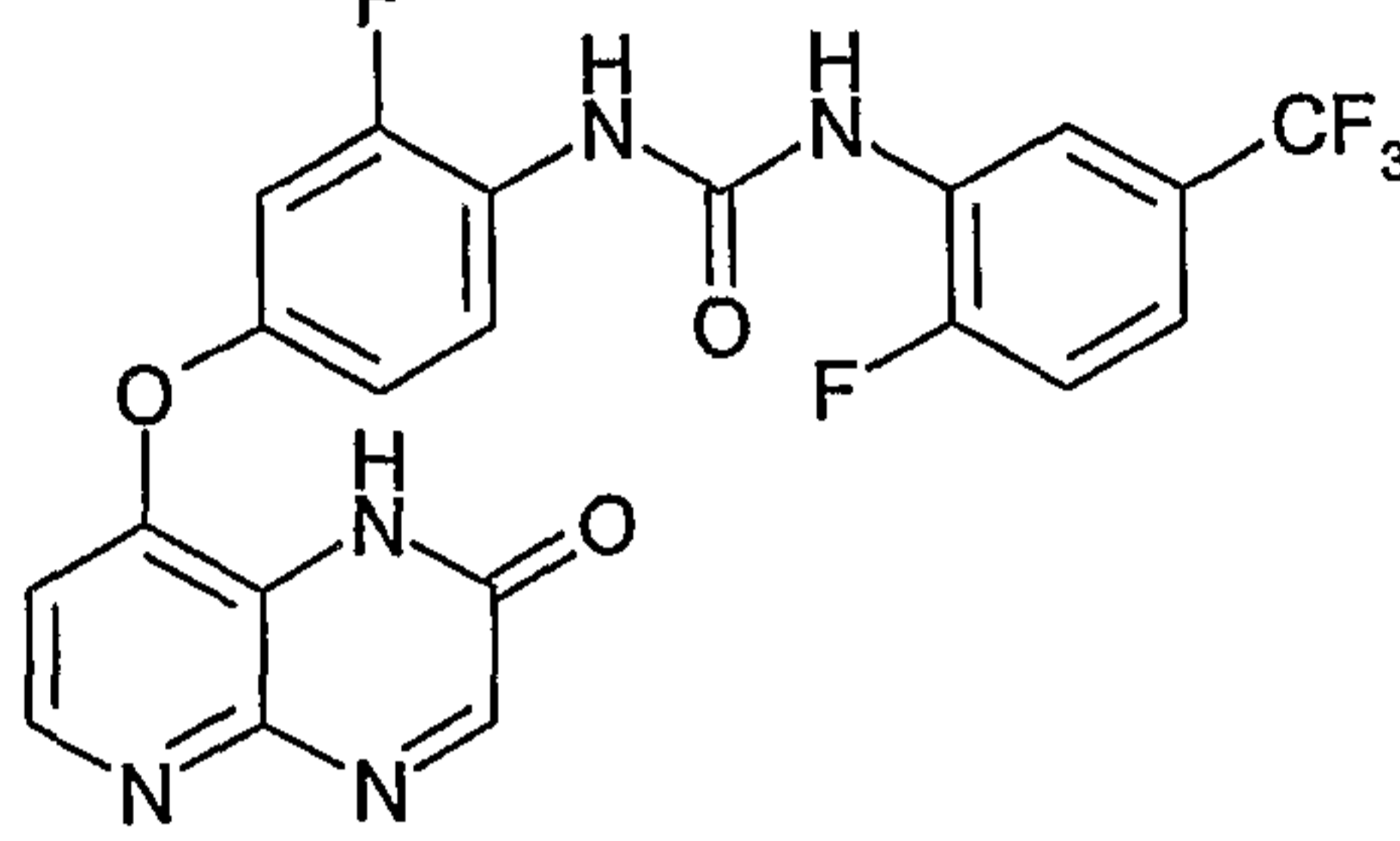
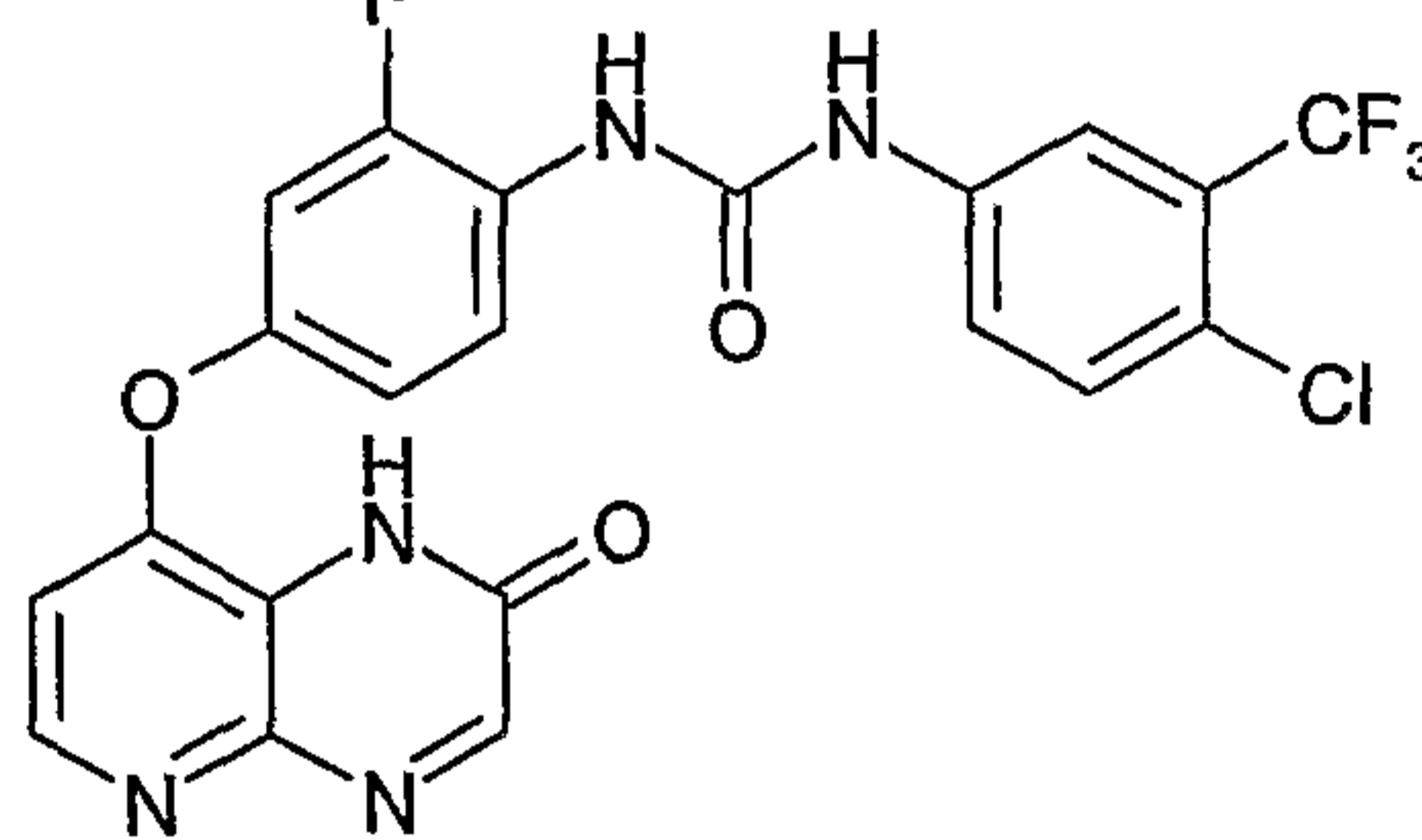
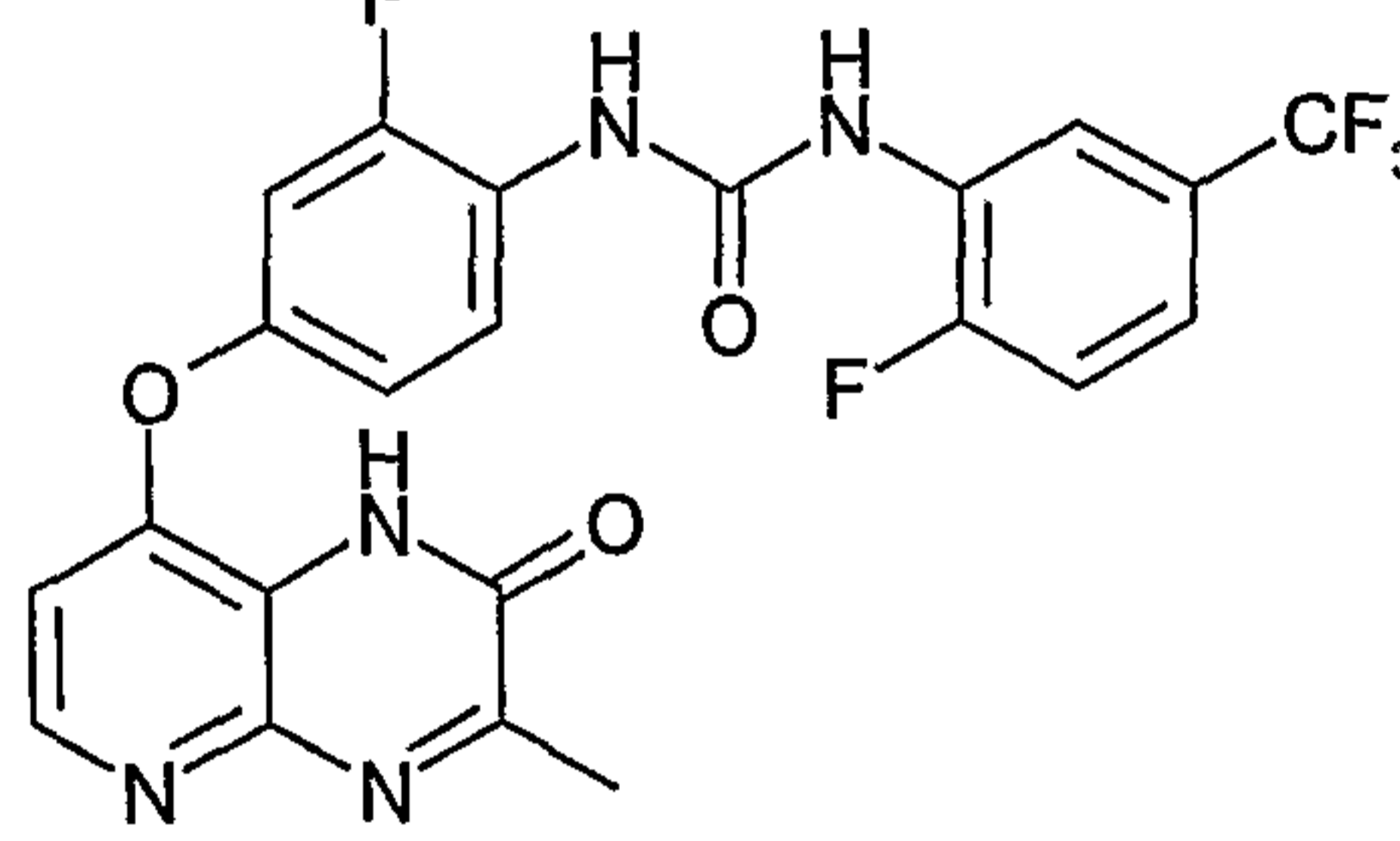
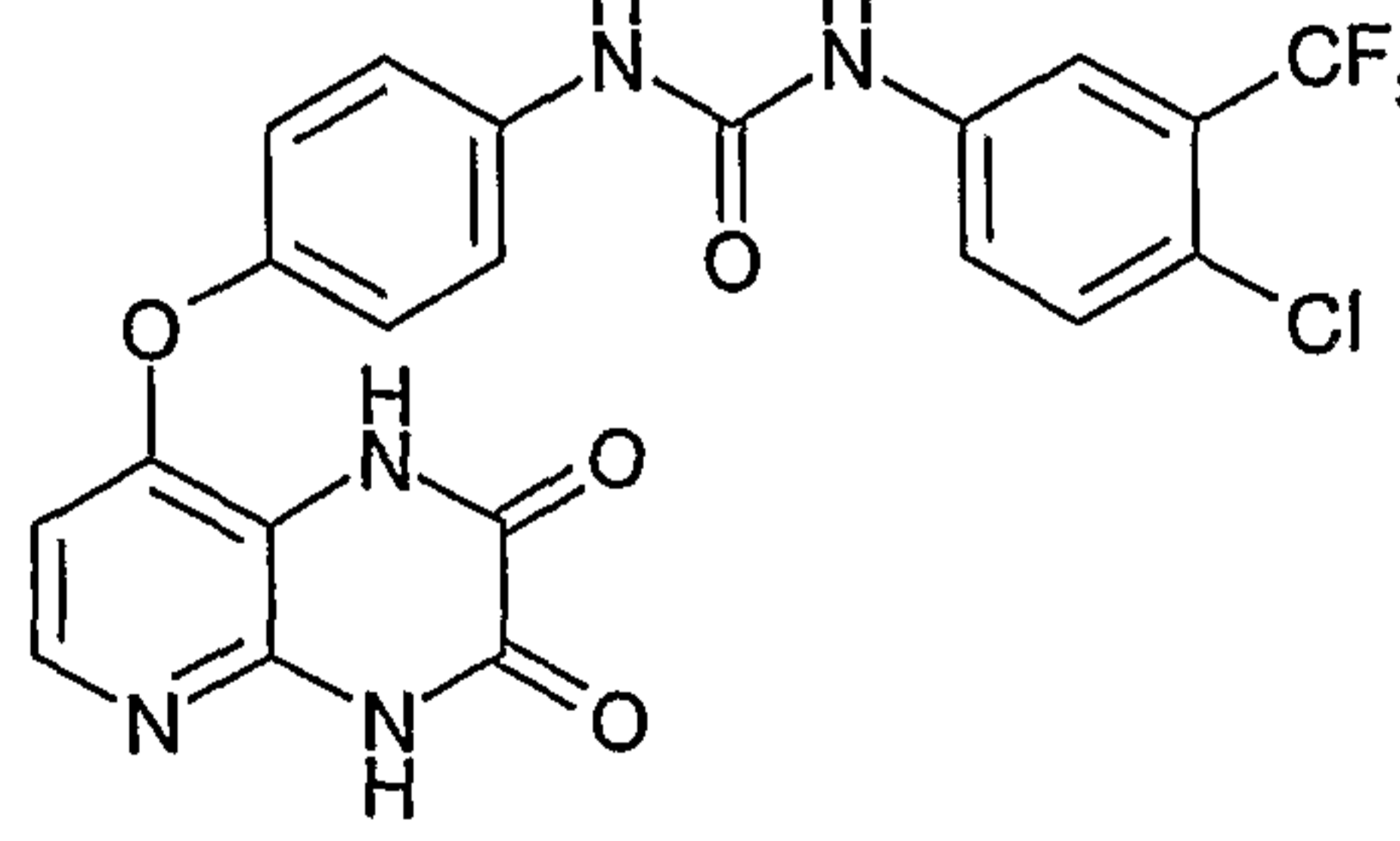
Cmpd.	Structure
AA-031	
AA-032	
AA-033	
AA-034	
AA-035	

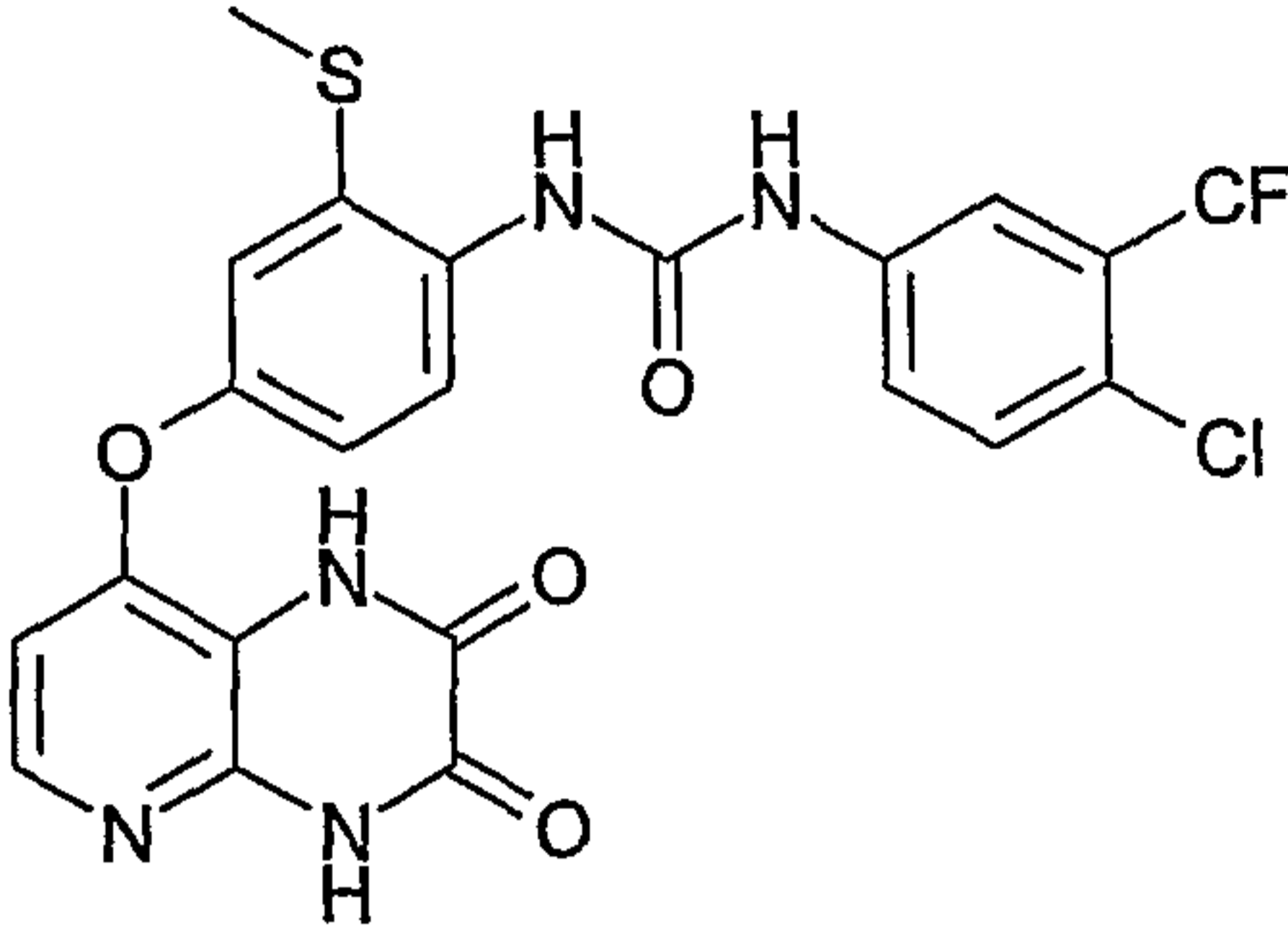
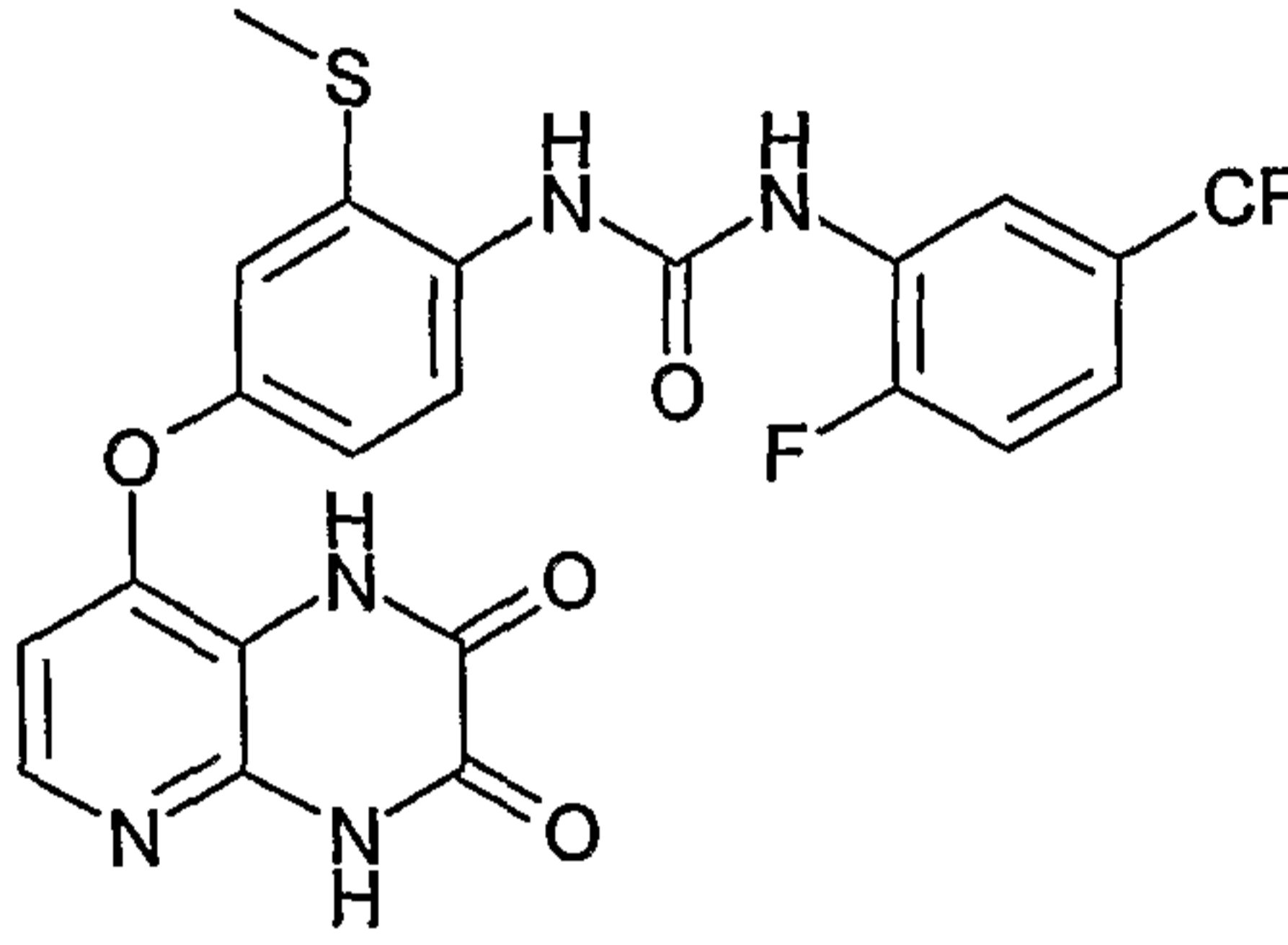
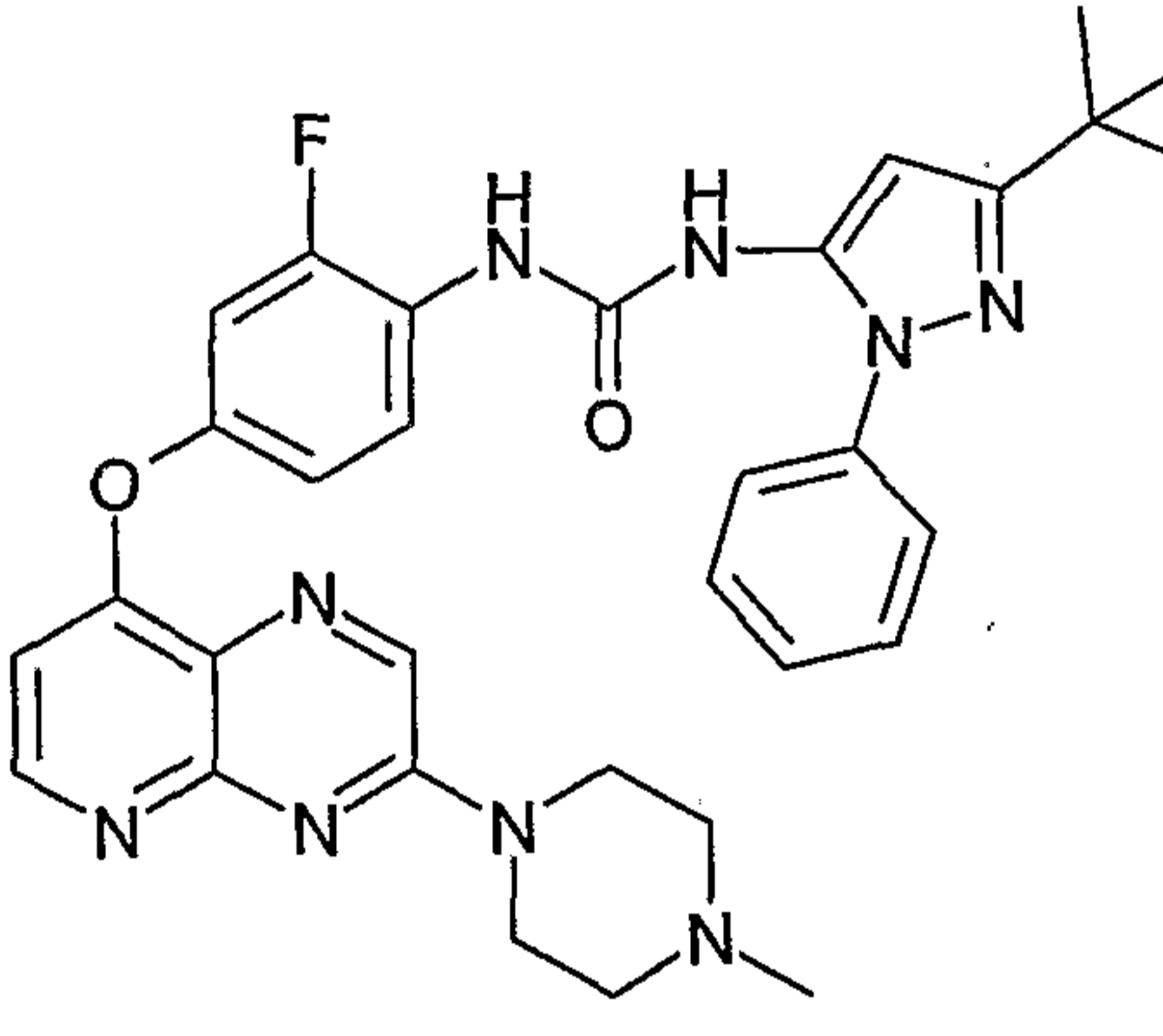
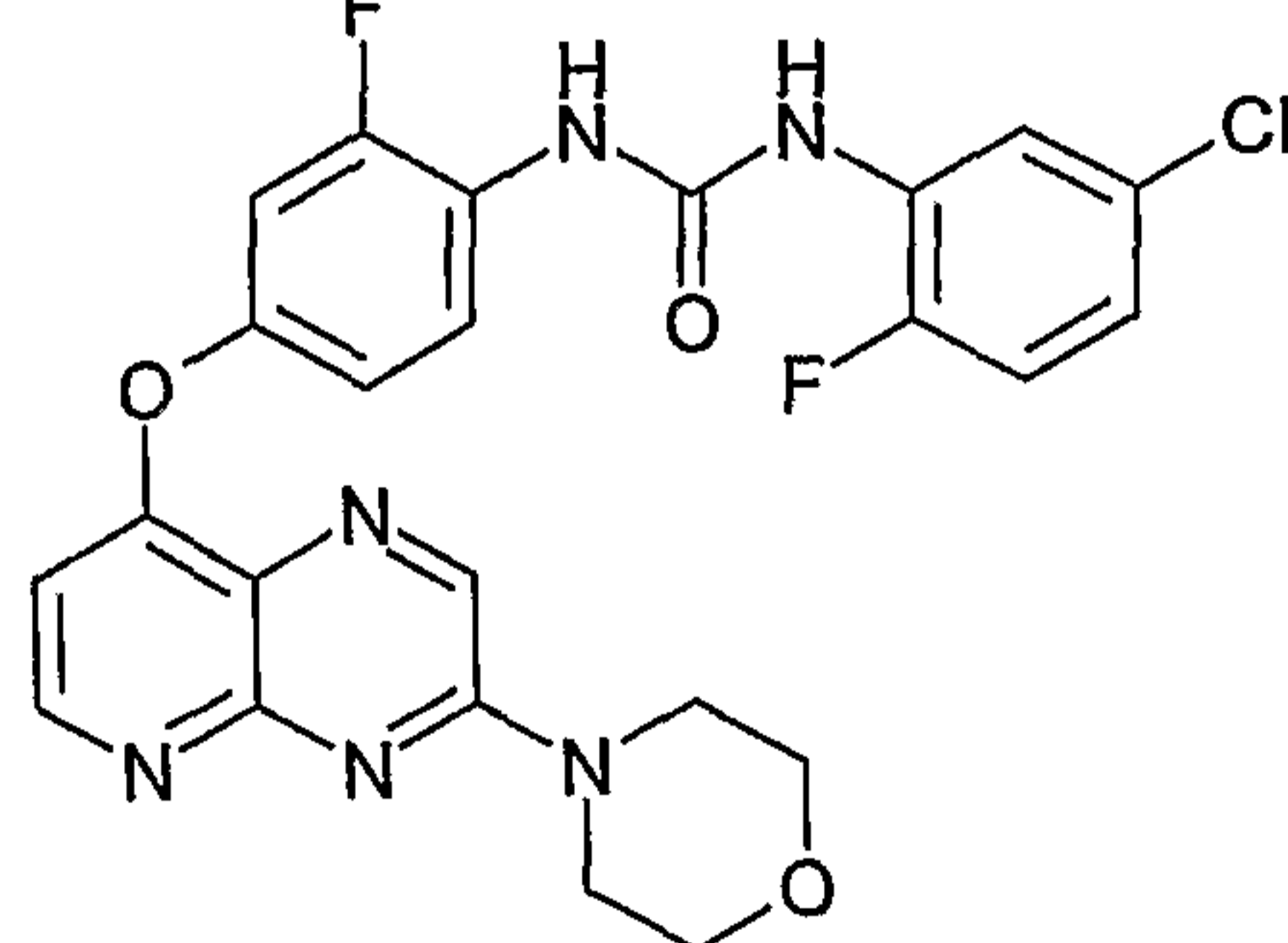
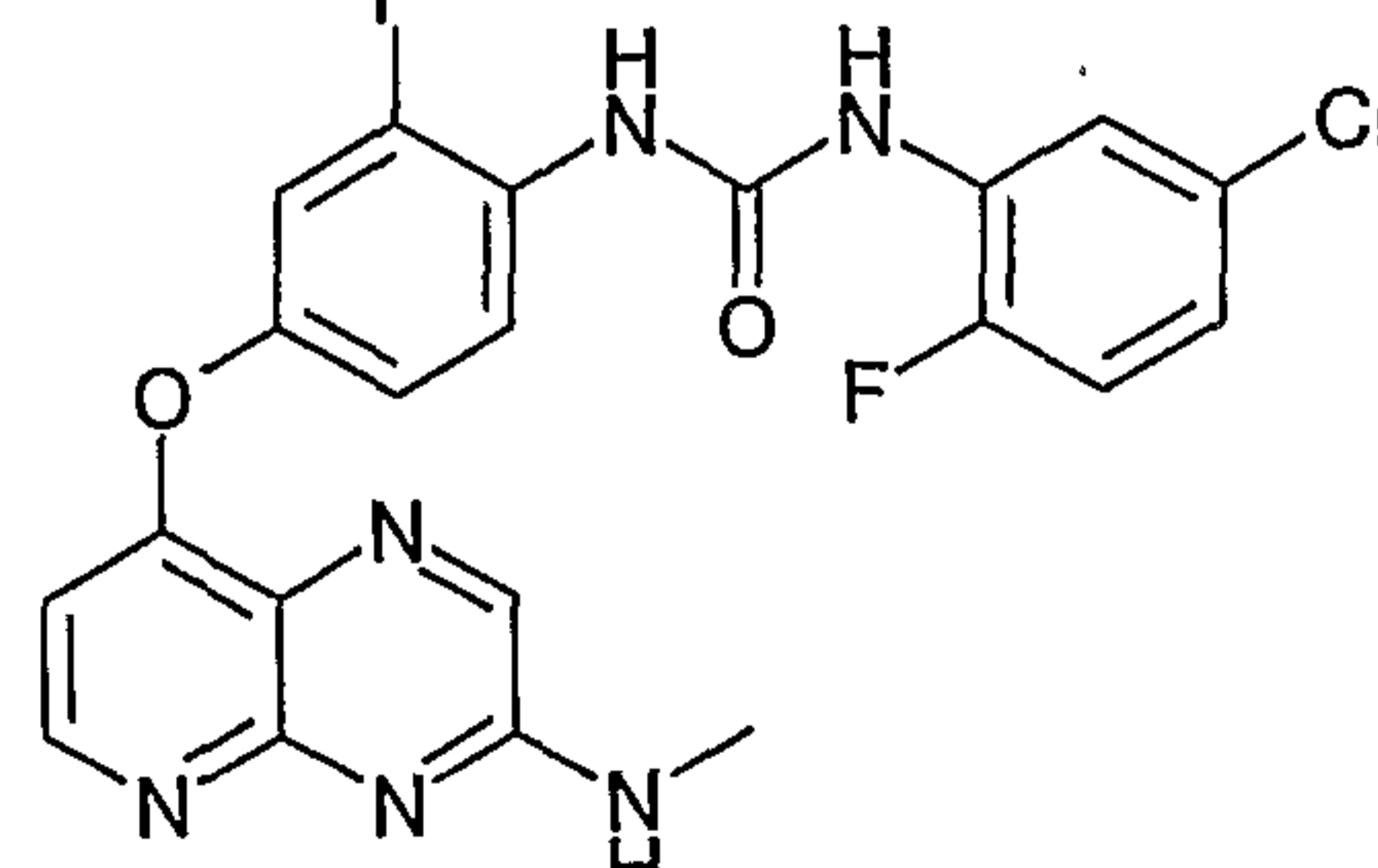
Cmpd.	Structure
AA-036	
AA-037	
AA-038	
AA-039	
AA-040	

- 46 -

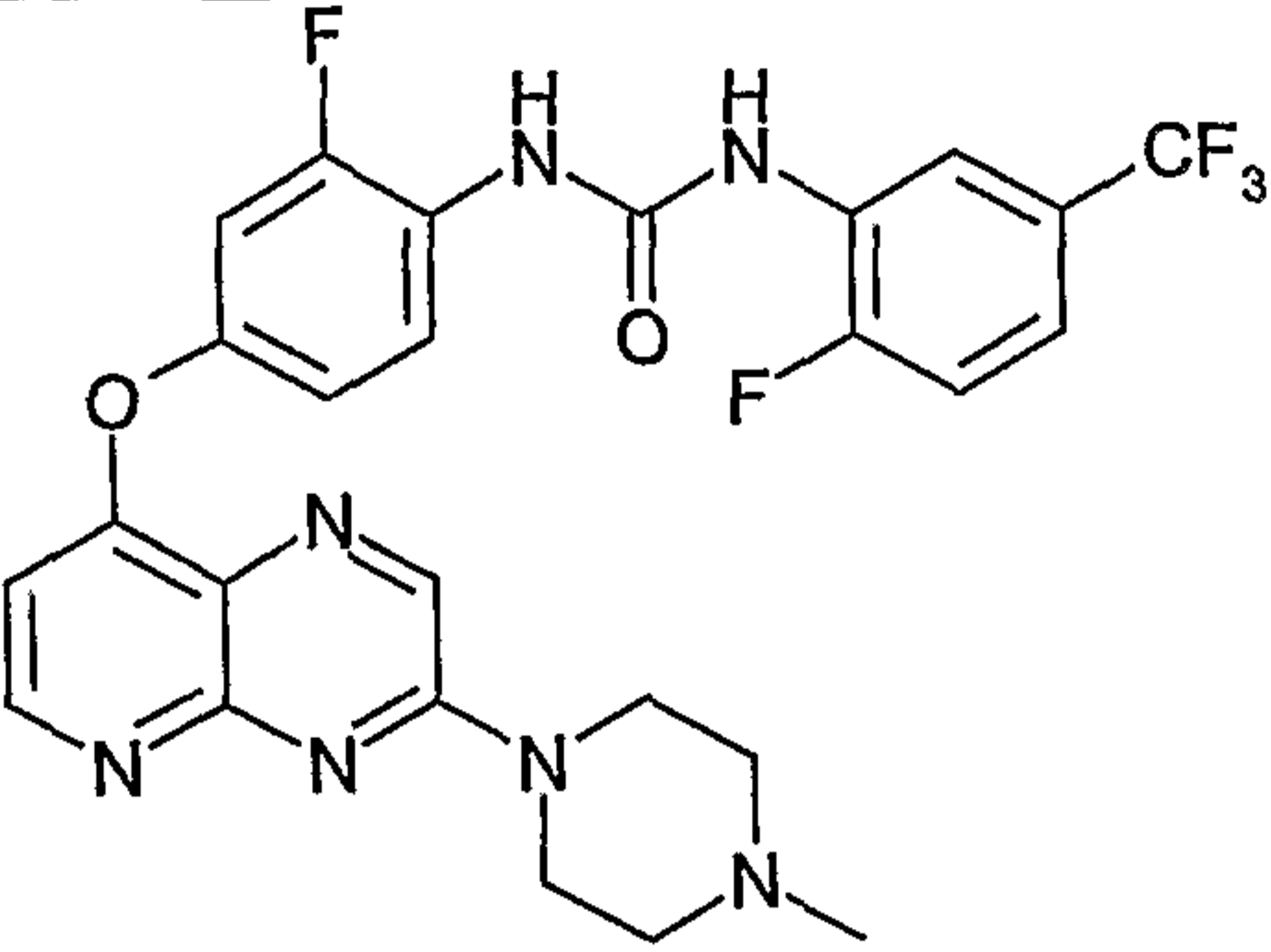
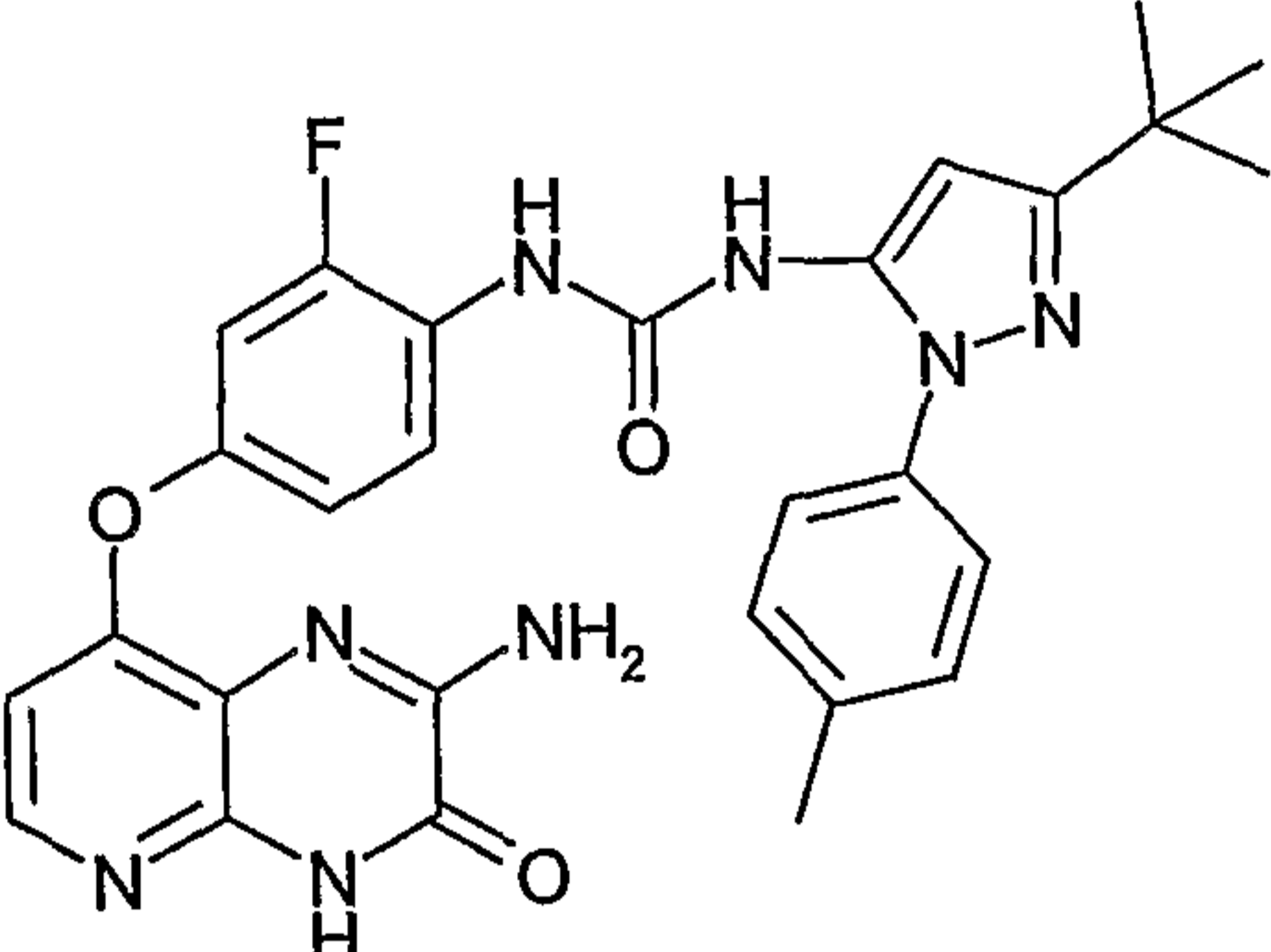
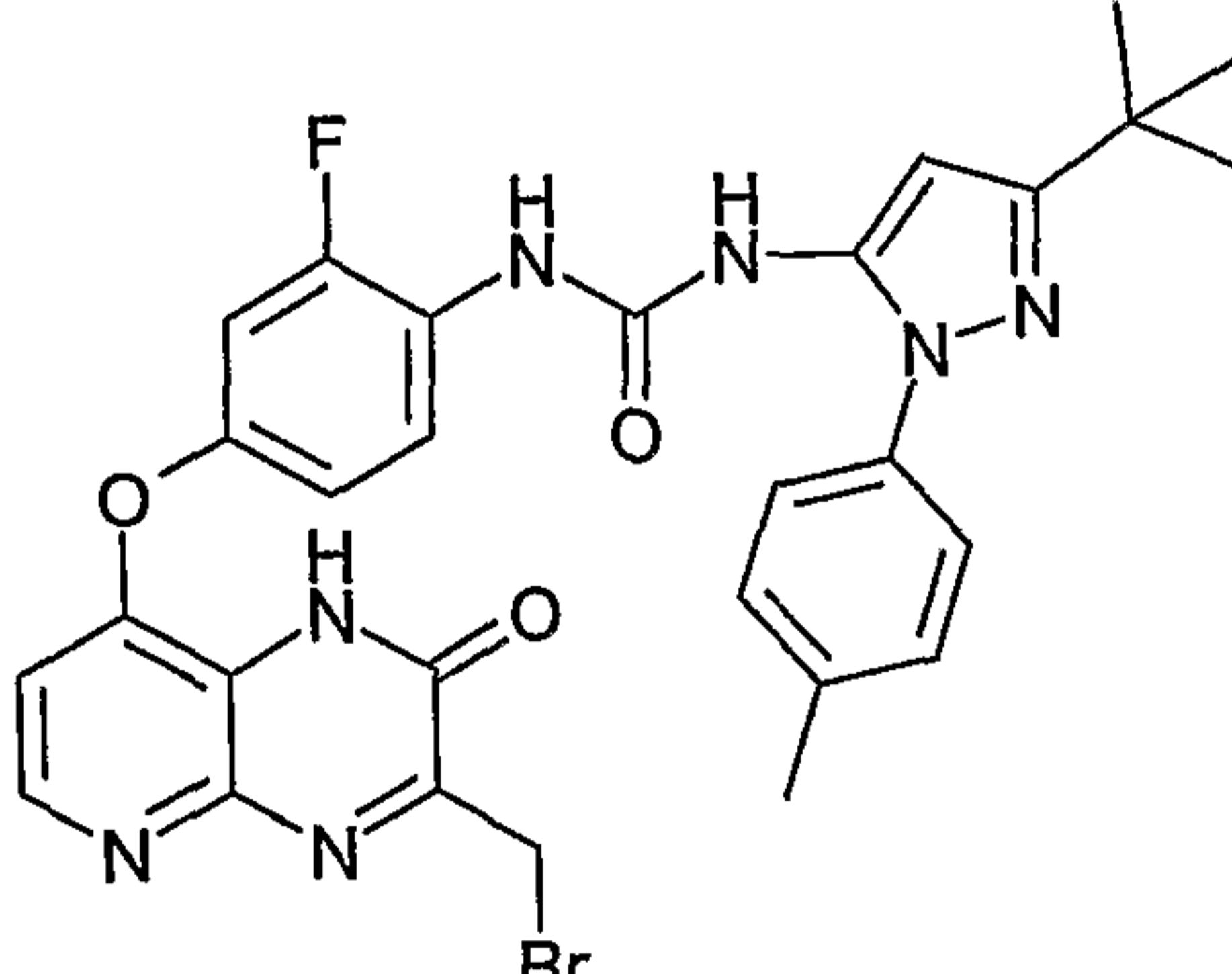
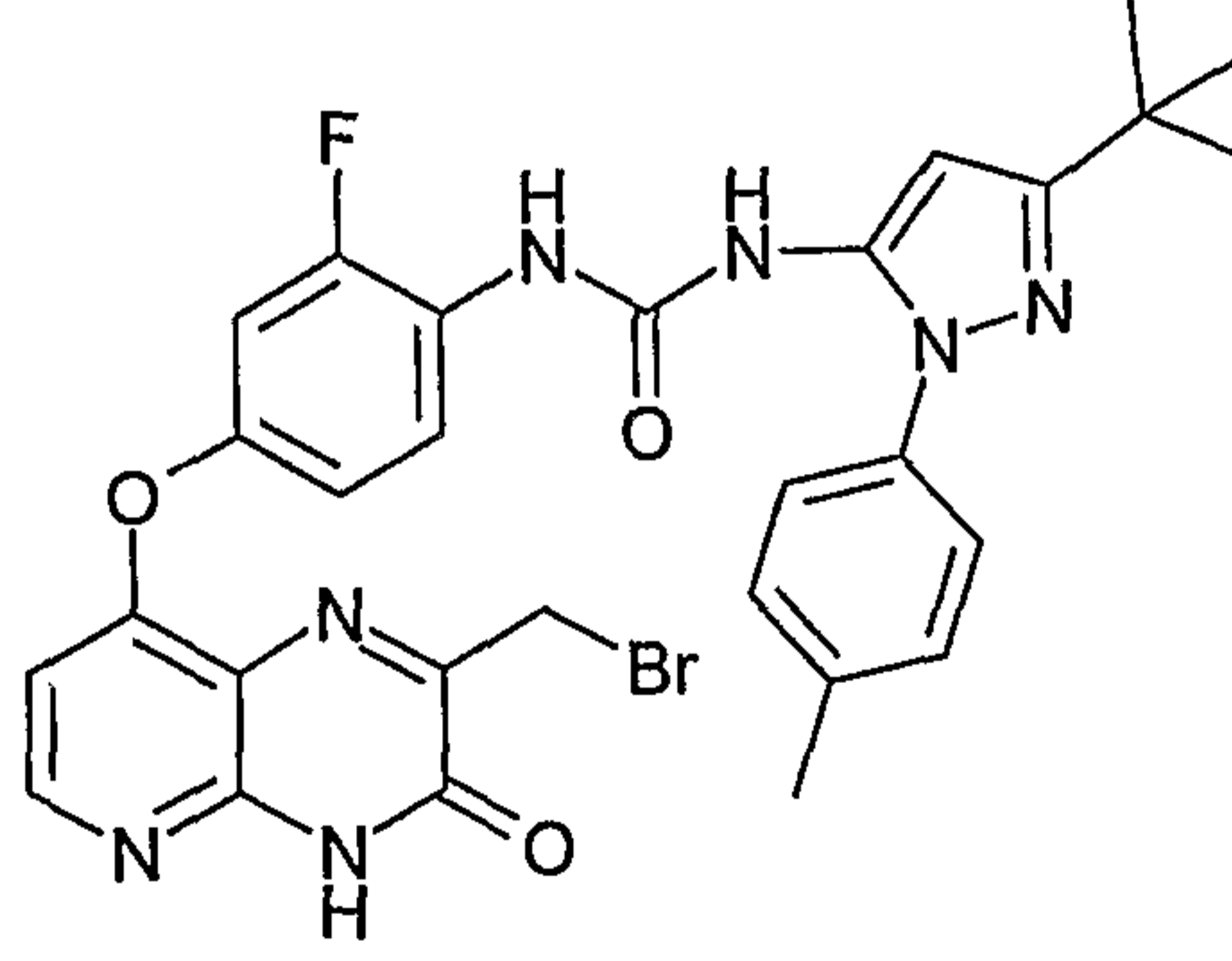
Cmpd.	Structure
AA-041	
AA-042	
AA-043	
AA-044	
AA-045	

- 47 -

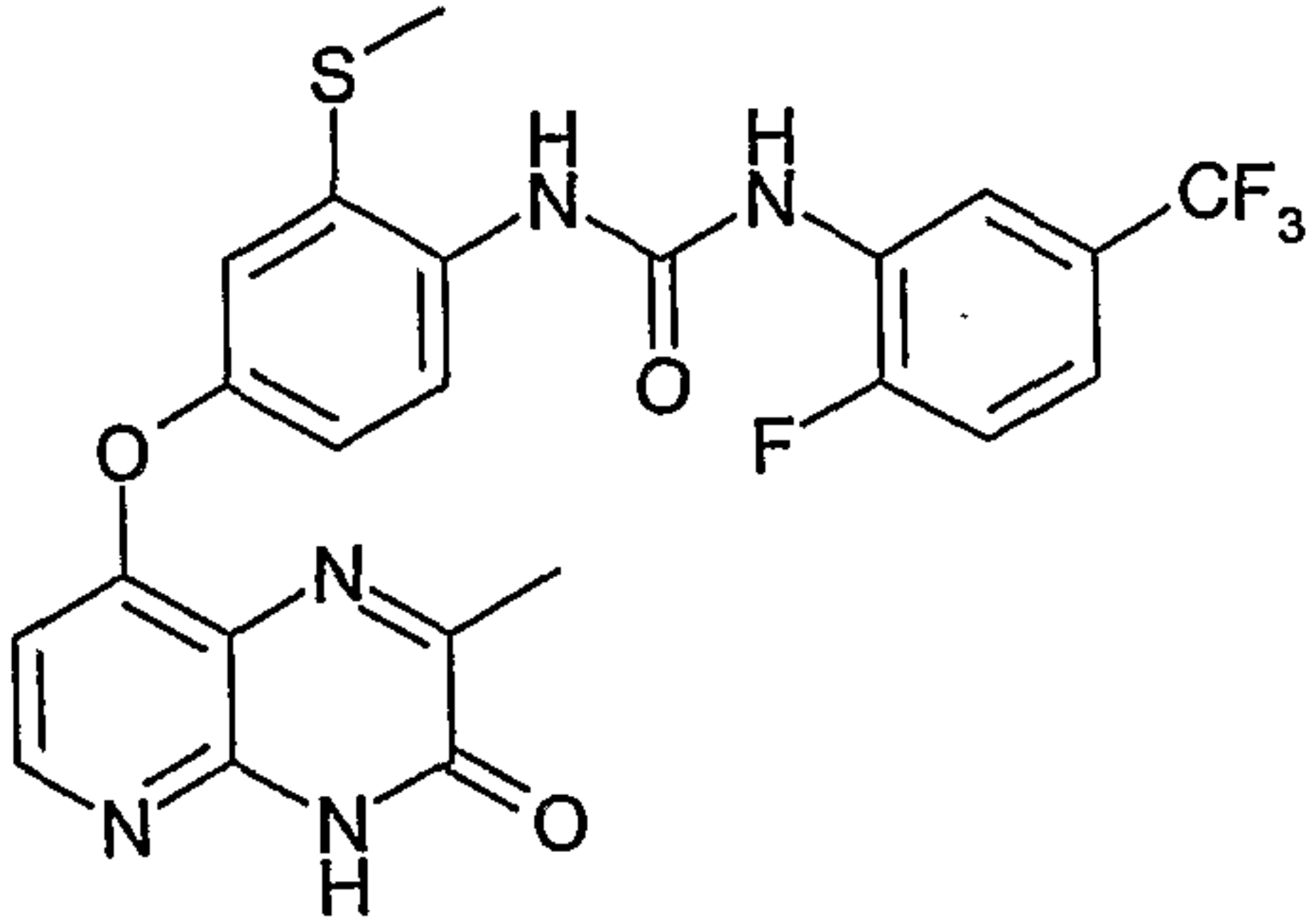
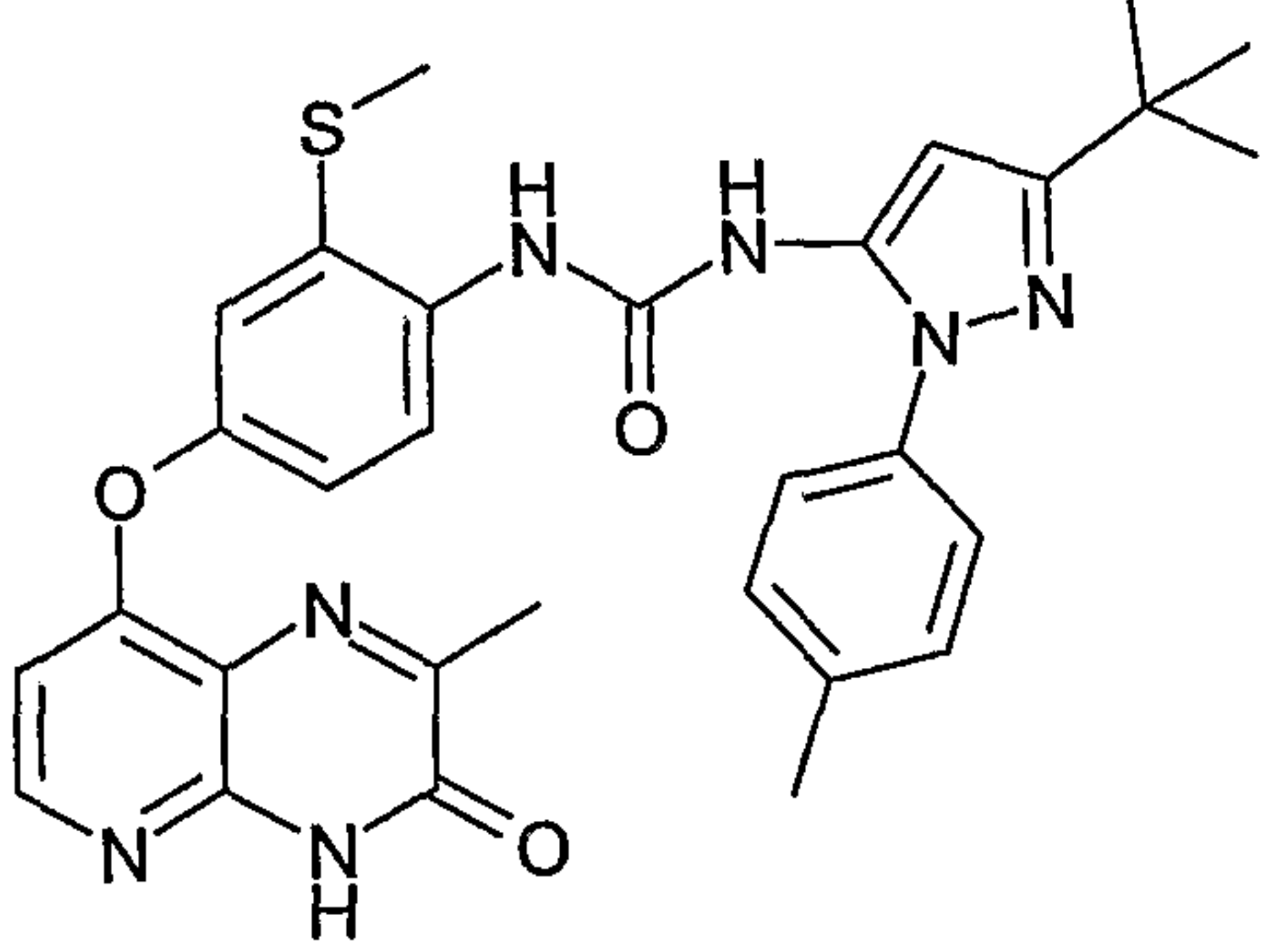
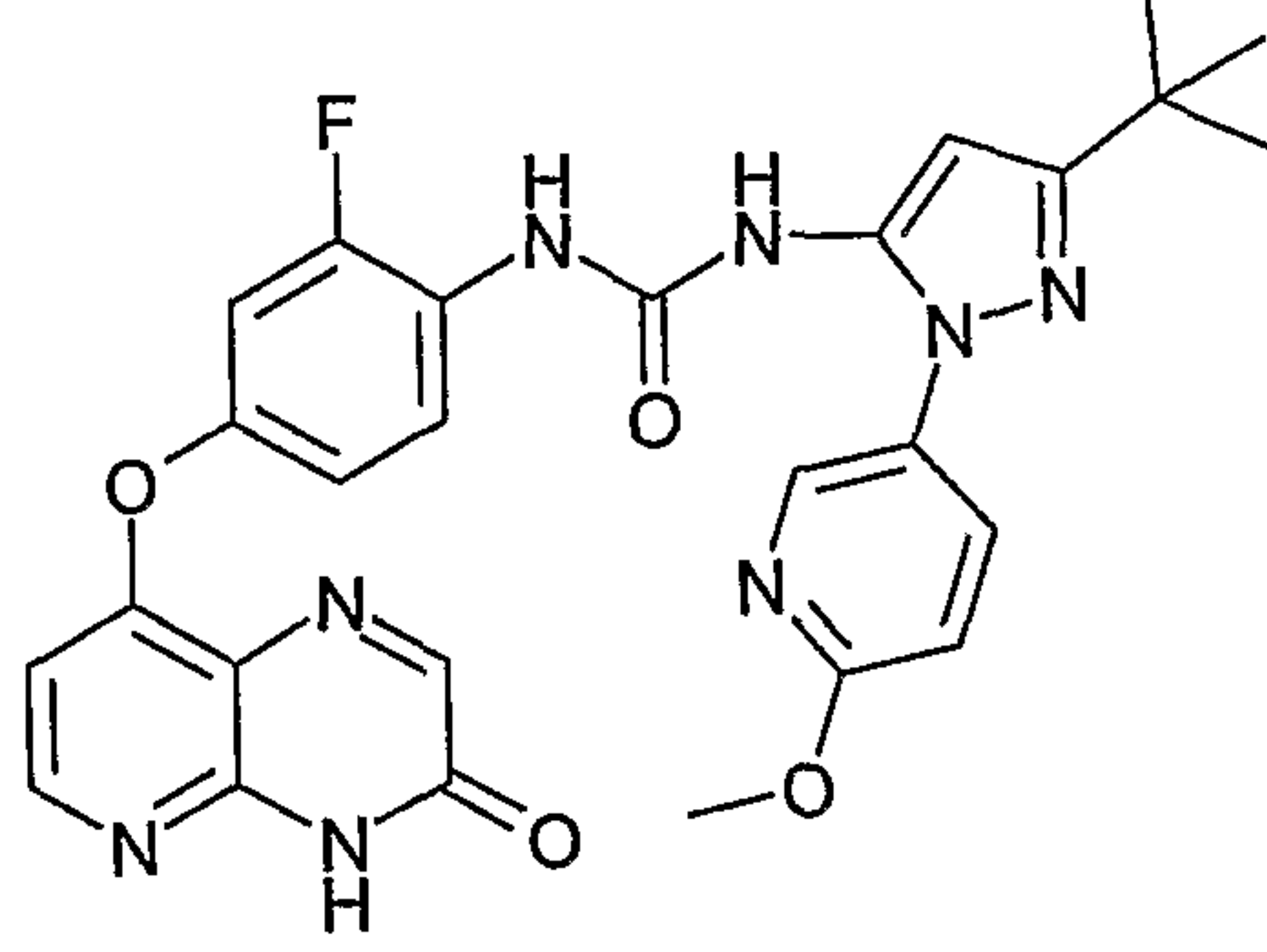
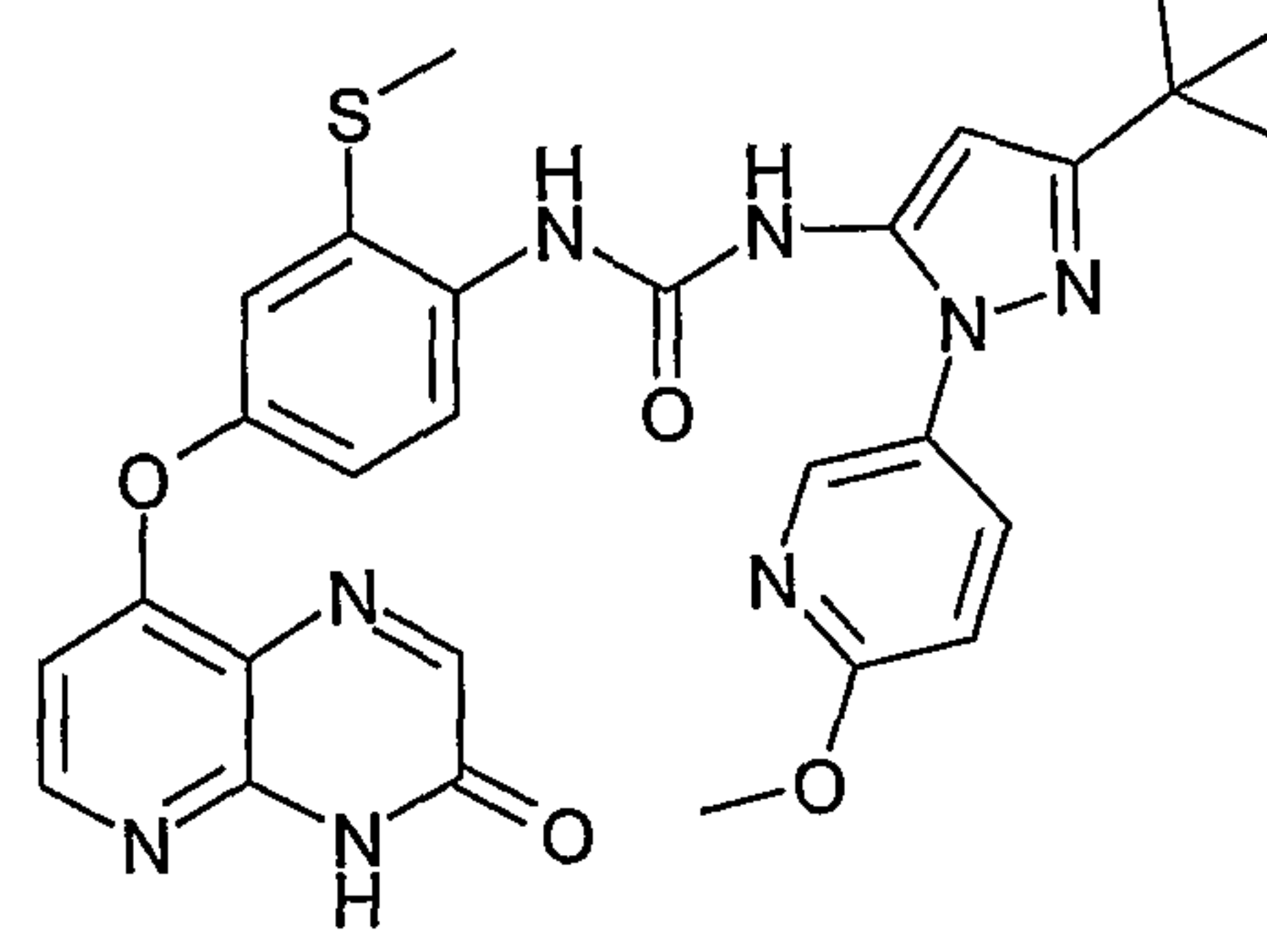
Cmpd.	Structure
AA-046	
AA-047	
AA-048	
AA-049	
AA-050	

Cmpd.	Structure
AA-051	 <chem>CSC1=CC=C(OC)C=C1NC(=O)NC2=CC=C(C=C2)C(F)(F)FCl</chem>
AA-052	 <chem>CSC1=CC=C(OC)C=C1NC(=O)NC2=CC=C(C=C2)C(F)C(F)(F)F</chem>
AA-053	 <chem>CSC1=CC=C(OC)C=C1NC(=O)NC2=CN(C(C)(C)C)C=C2N3C=CC=CC=C3N4CCN(C)CC4</chem>
AA-054	 <chem>CSC1=CC=C(OC)C=C1NC(=O)NC2=CC=C(C=C2)C(F)C(F)(F)FN3CCOCC3</chem>
AA-055	 <chem>CSC1=CC=C(OC)C=C1NC(=O)NC2=CC=C(C=C2)C(F)C(F)(F)FN3C=CN=C3C(=O)N</chem>

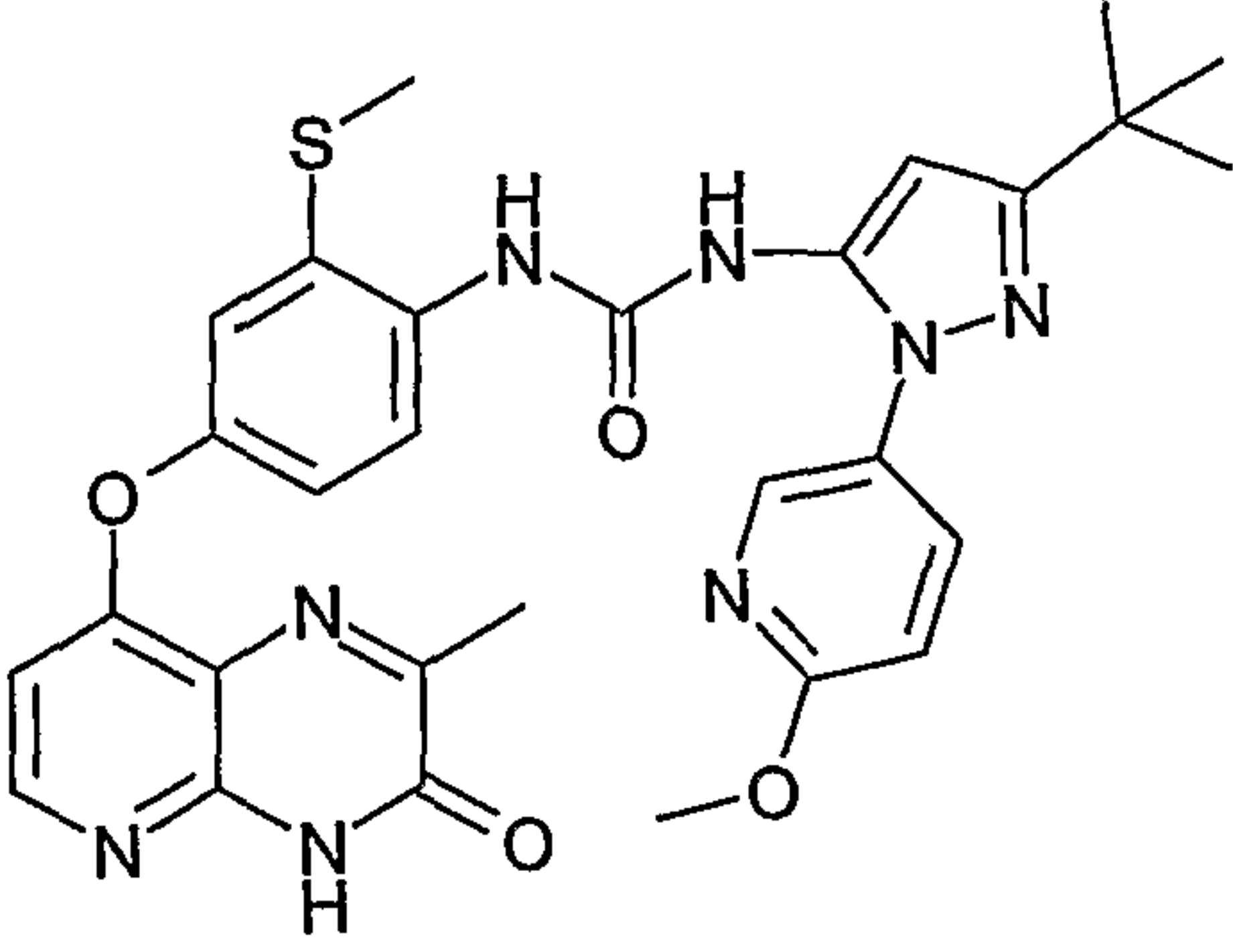
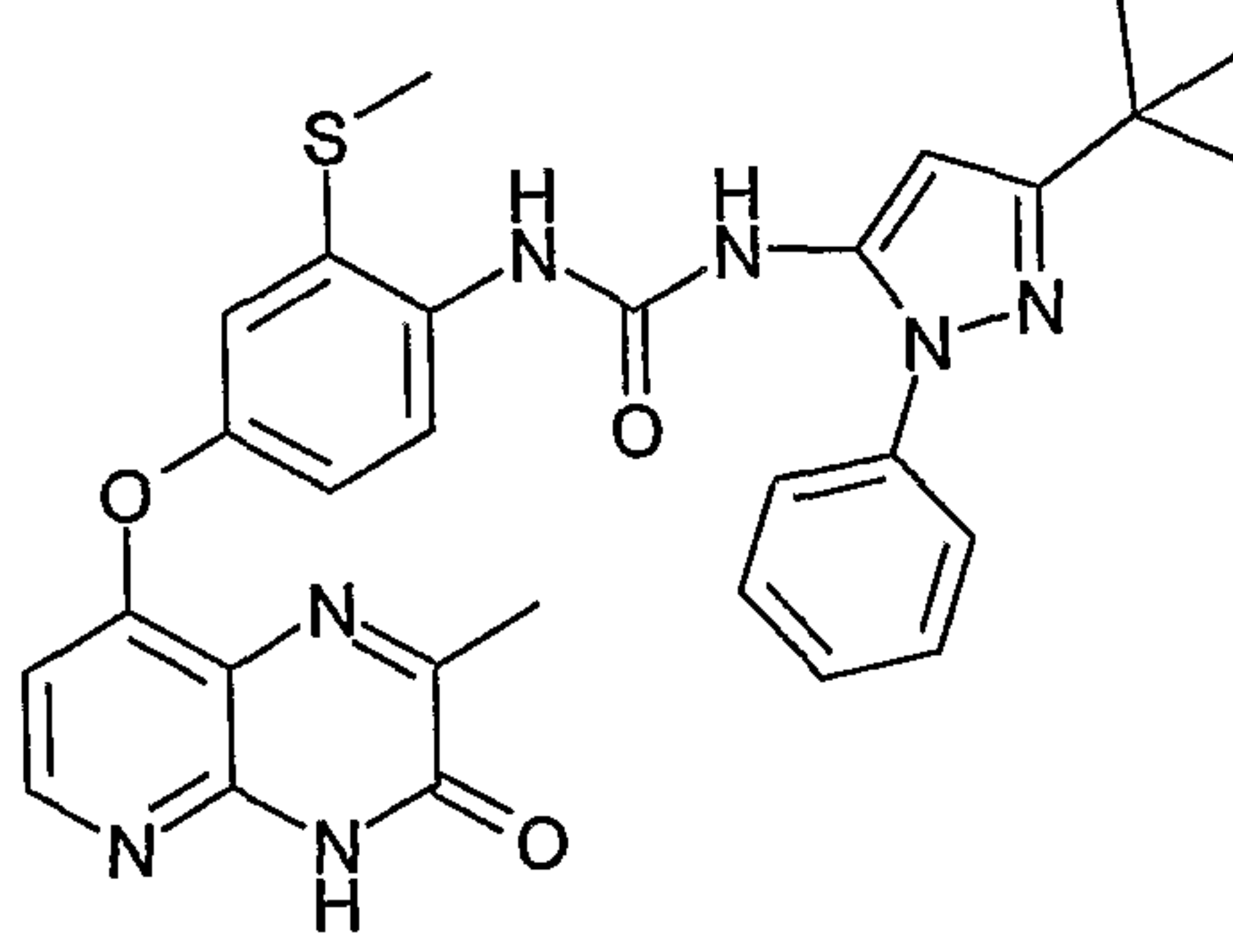
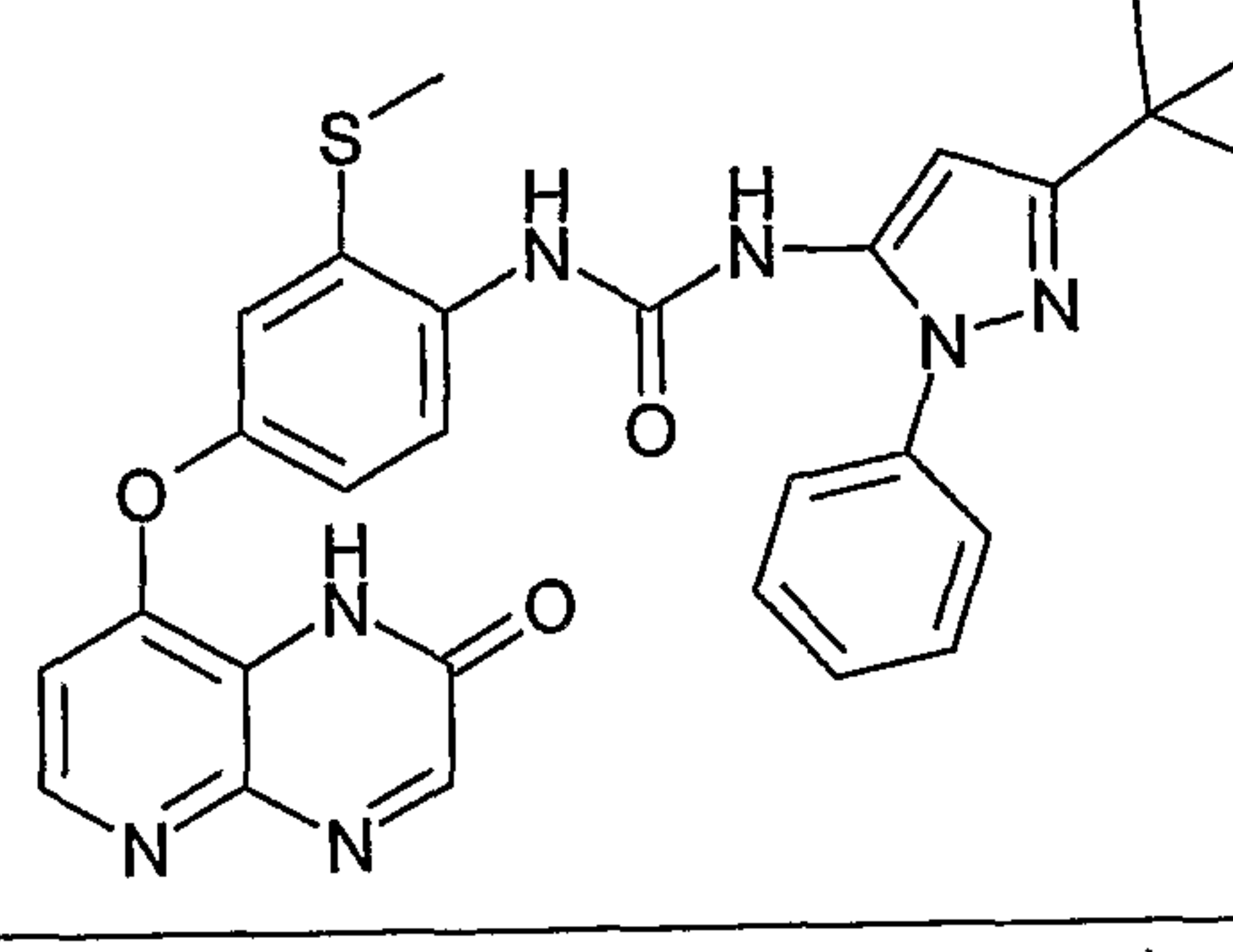
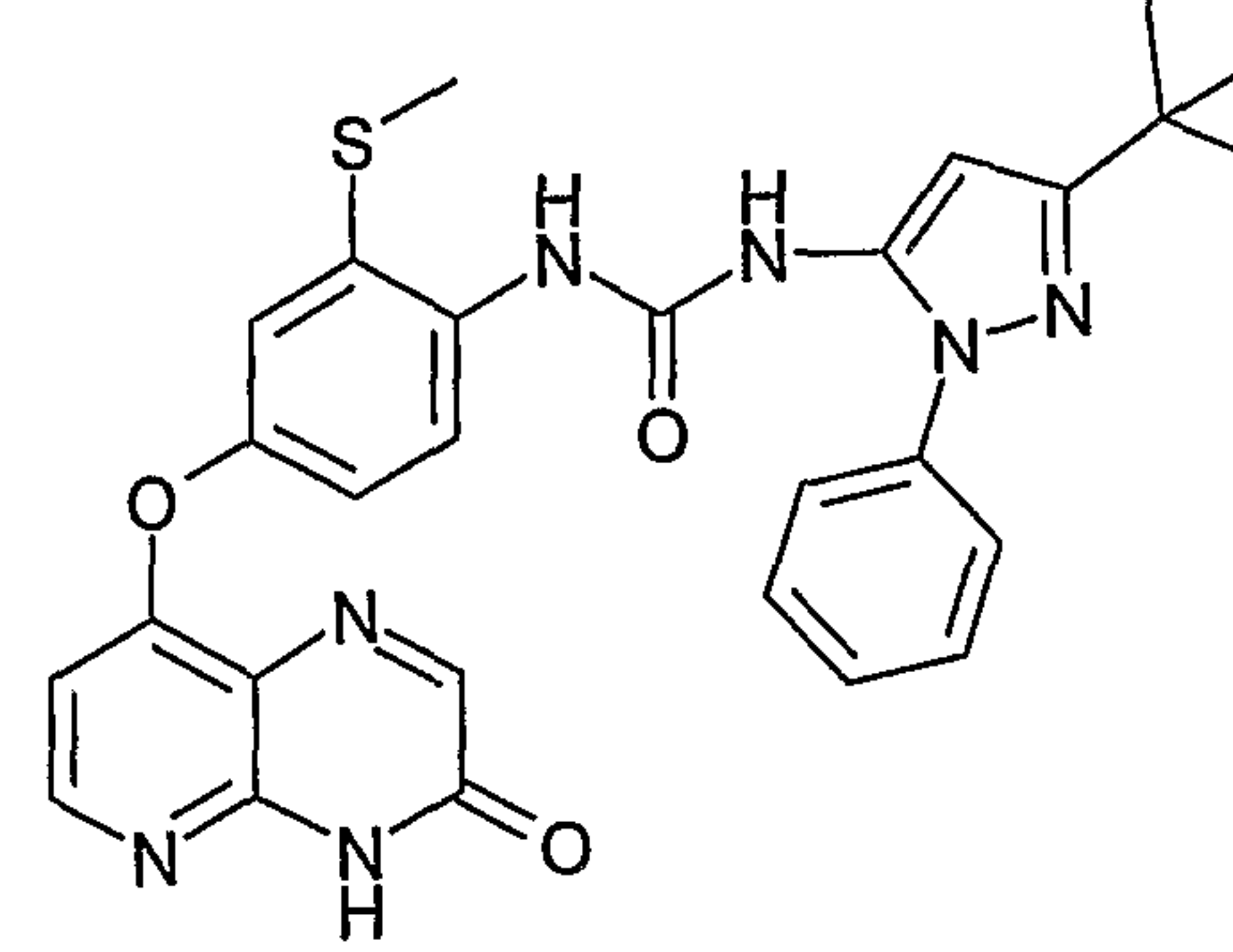
- 49 -

Cmpd.	Structure
AA-056	 <chem>CN1CCN(C1)c2nc3c(ncn3O)c(F)c(OC)c2Nc4ccc(C(F)(F)F)c(F)c4</chem>
AA-057	 <chem>CC1=CC=C(C=C1)N2C(=CN2C3=CC=C(C)C3)NC(=O)Nc4ccc(F)c(OC)c4NC5=CN=C(N)C5=O</chem>
AA-058	 <chem>CC1=CC=C(C=C1)N2C(=CN2C3=CC=C(C)C3)NC(=O)Nc4ccc(F)c(OC)c4CBr</chem>
AA-059	 <chem>CC1=CC=C(C=C1)N2C(=CN2C3=CC=C(C)C3)NC(=O)Nc4ccc(F)c(OC)c4CBr</chem>

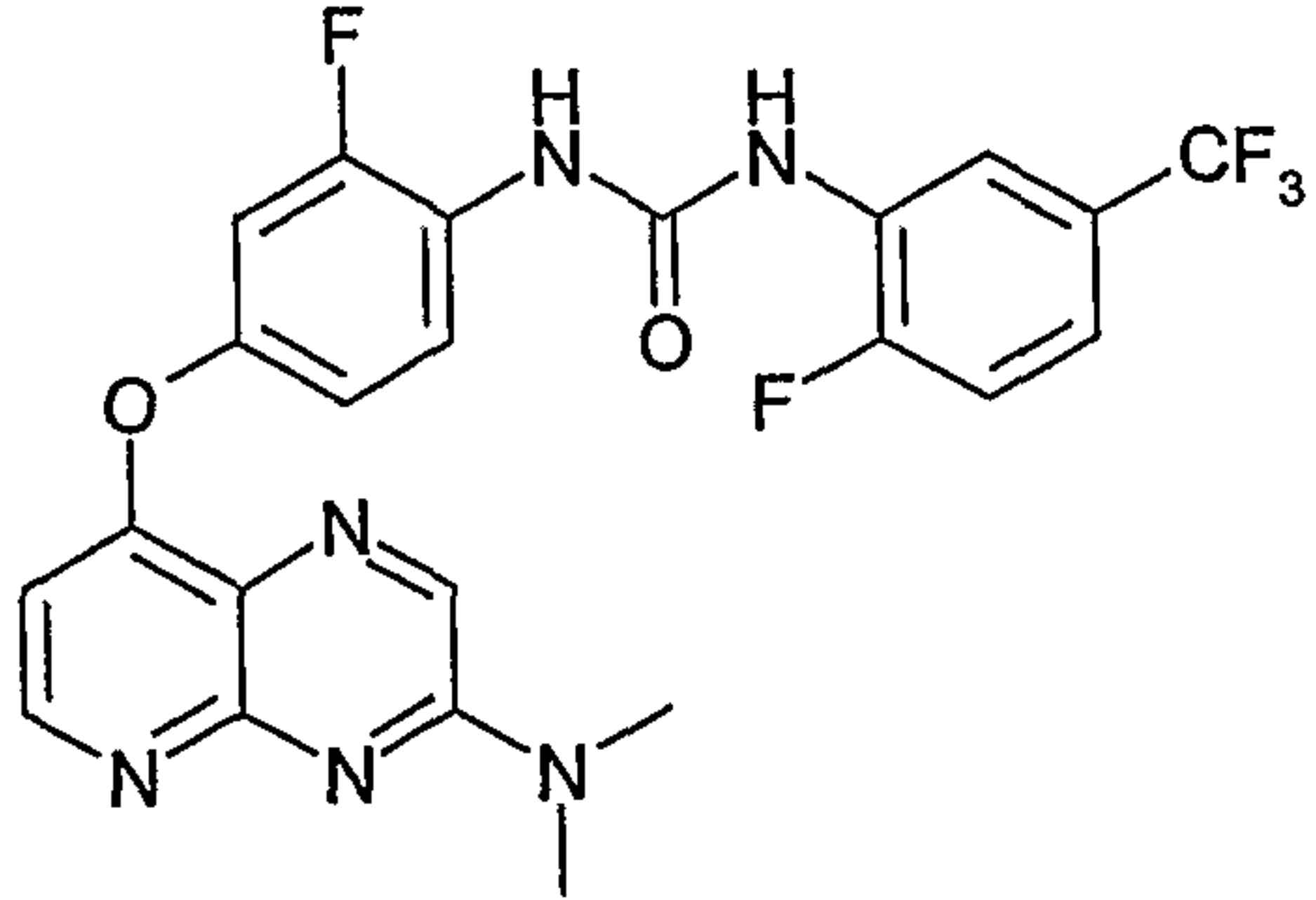
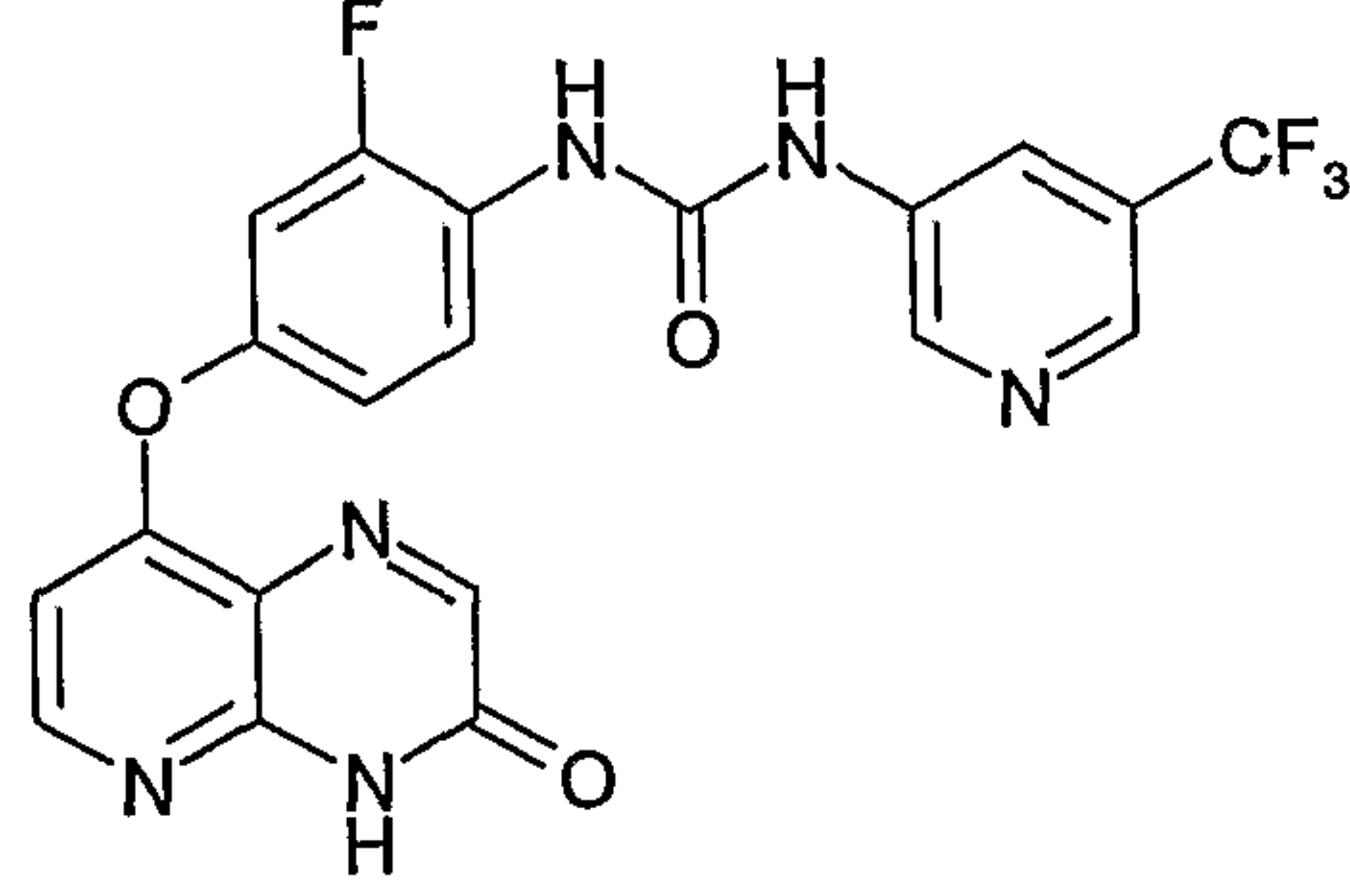
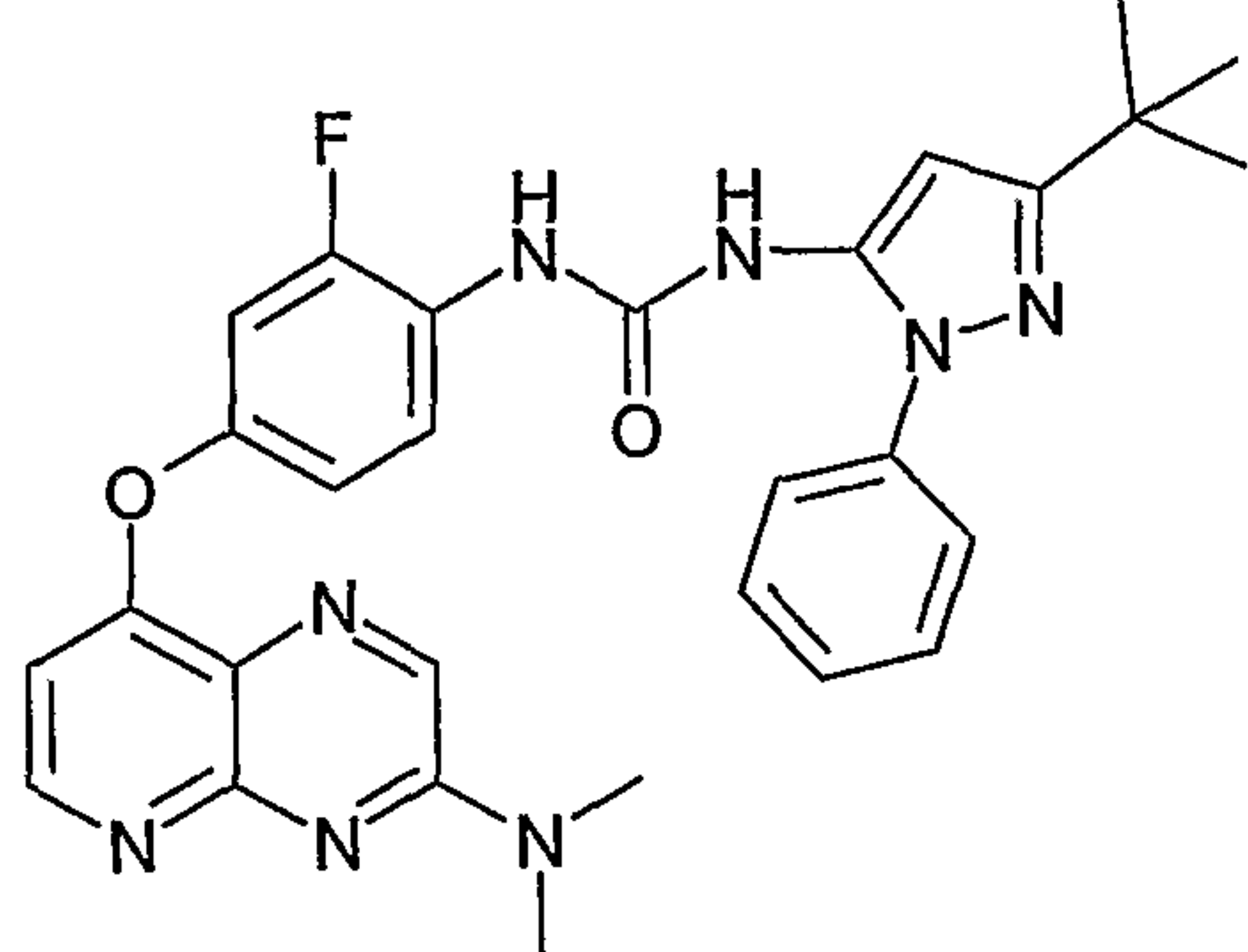
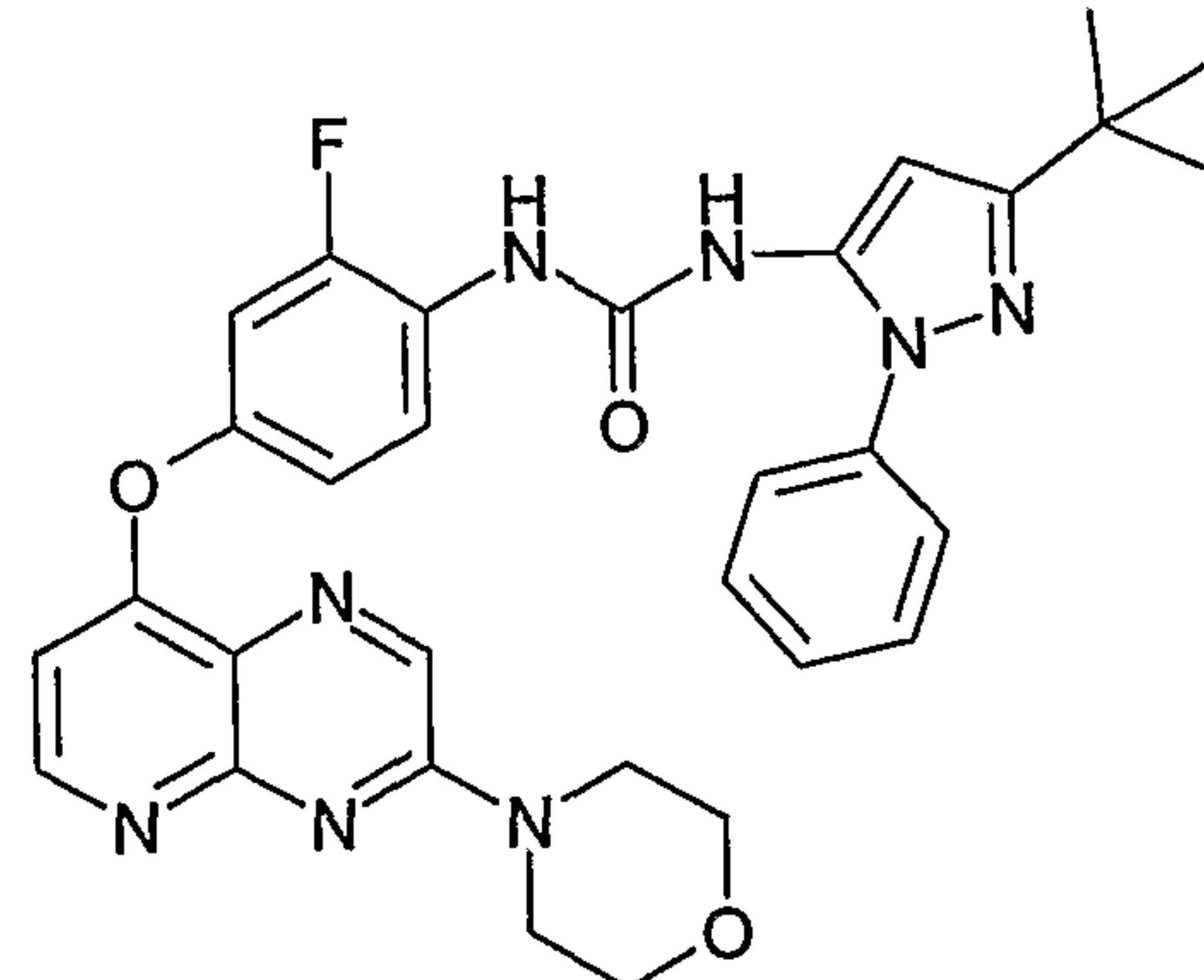
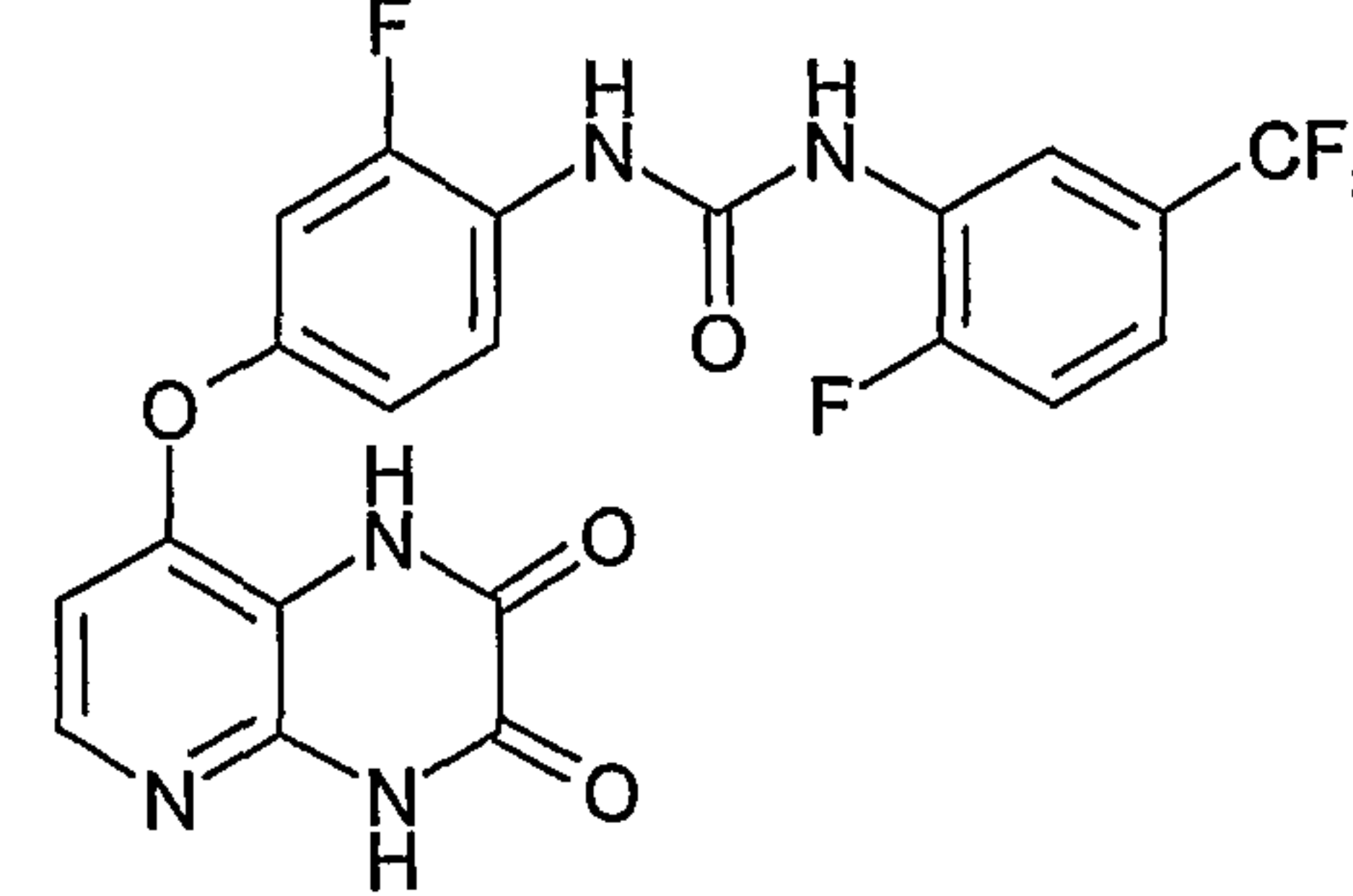
- 50 -

Cmpd.	Structure
AA-060	 <p>Chemical structure of AA-060: A pyrimidopyrimidinone core substituted with a methoxy group and a 4-(4-methoxyphenyl)amino group. The amino group is linked via a carbonyl bridge to a 2-(4-(trifluoromethyl)phenyl)amino group.</p>
AA-061	 <p>Chemical structure of AA-061: A pyrimidopyrimidinone core substituted with a methoxy group and a 4-(4-methoxyphenyl)amino group. The amino group is linked via a carbonyl bridge to a 2-(4-(tert-butyl)phenyl)imidazole group.</p>
AA-062	 <p>Chemical structure of AA-062: A pyrimidopyrimidinone core substituted with a methoxy group and a 4-(4-methoxyphenyl)amino group. The amino group is linked via a carbonyl bridge to a 2-(4-(tert-butyl)pyridin-2-yl)imidazole group.</p>
AA-063	 <p>Chemical structure of AA-063: A pyrimidopyrimidinone core substituted with a methoxy group and a 4-(4-methoxyphenyl)amino group. The amino group is linked via a carbonyl bridge to a 2-(4-(tert-butyl)pyridin-2-yl)imidazole group.</p>

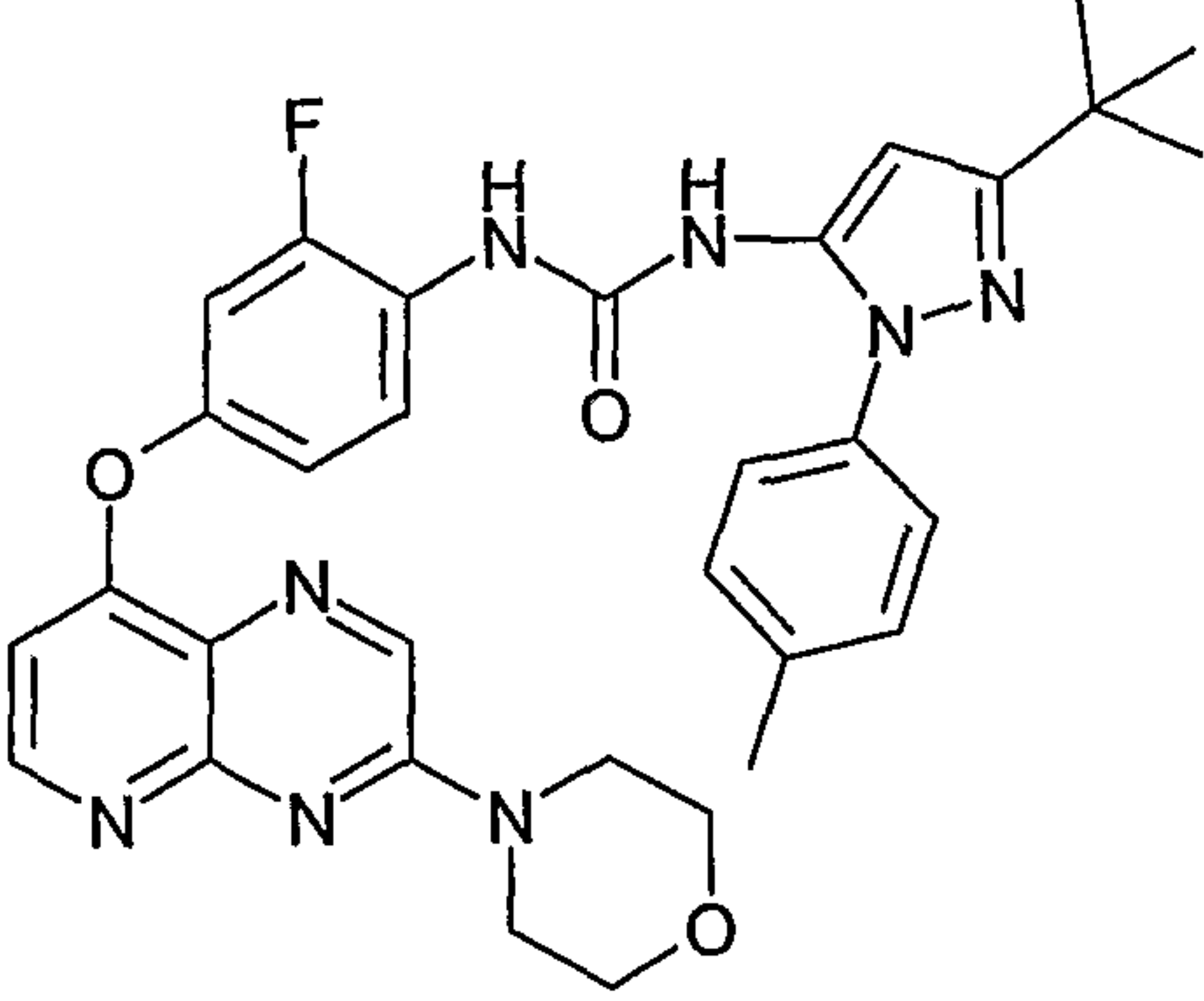
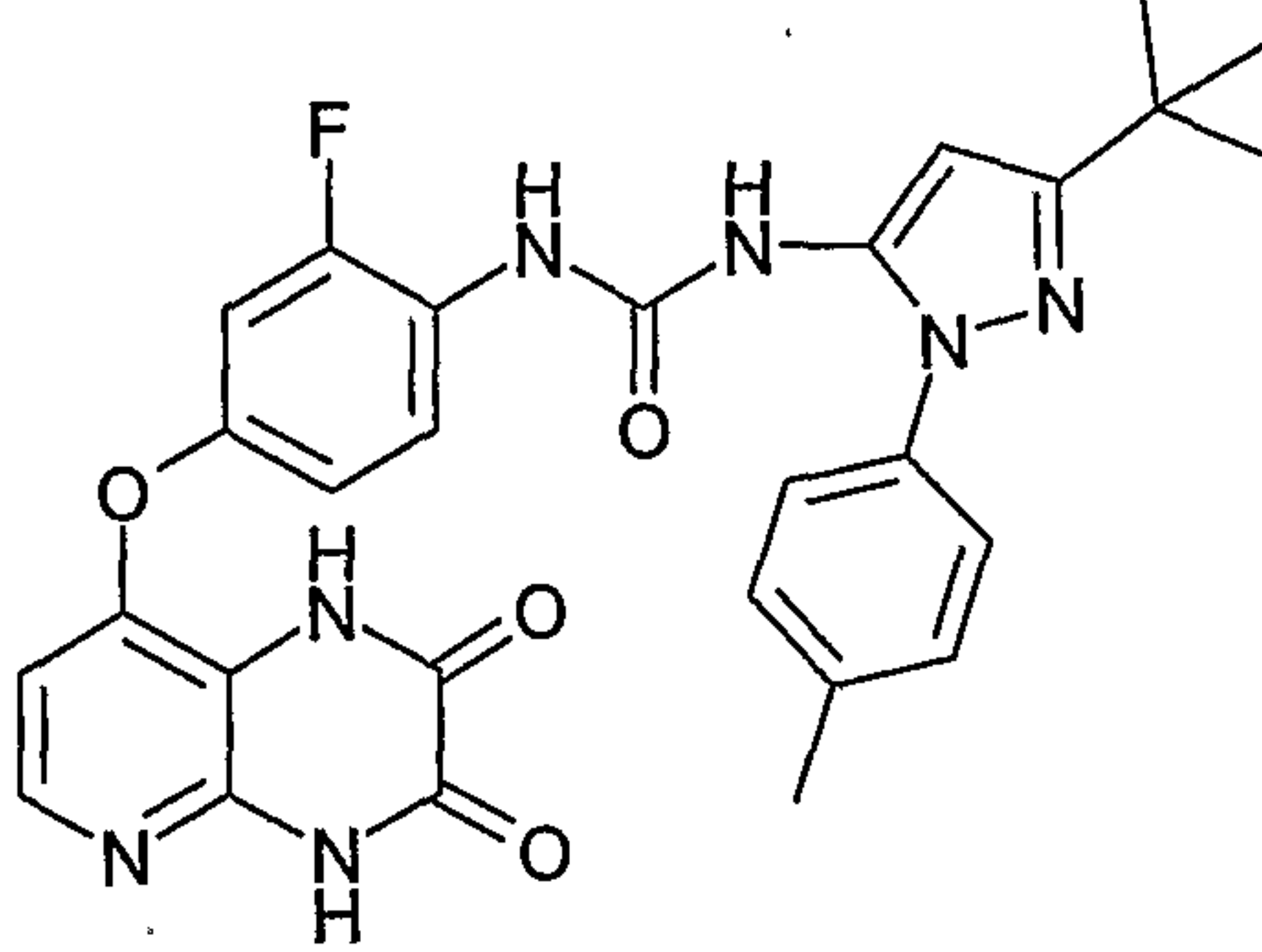
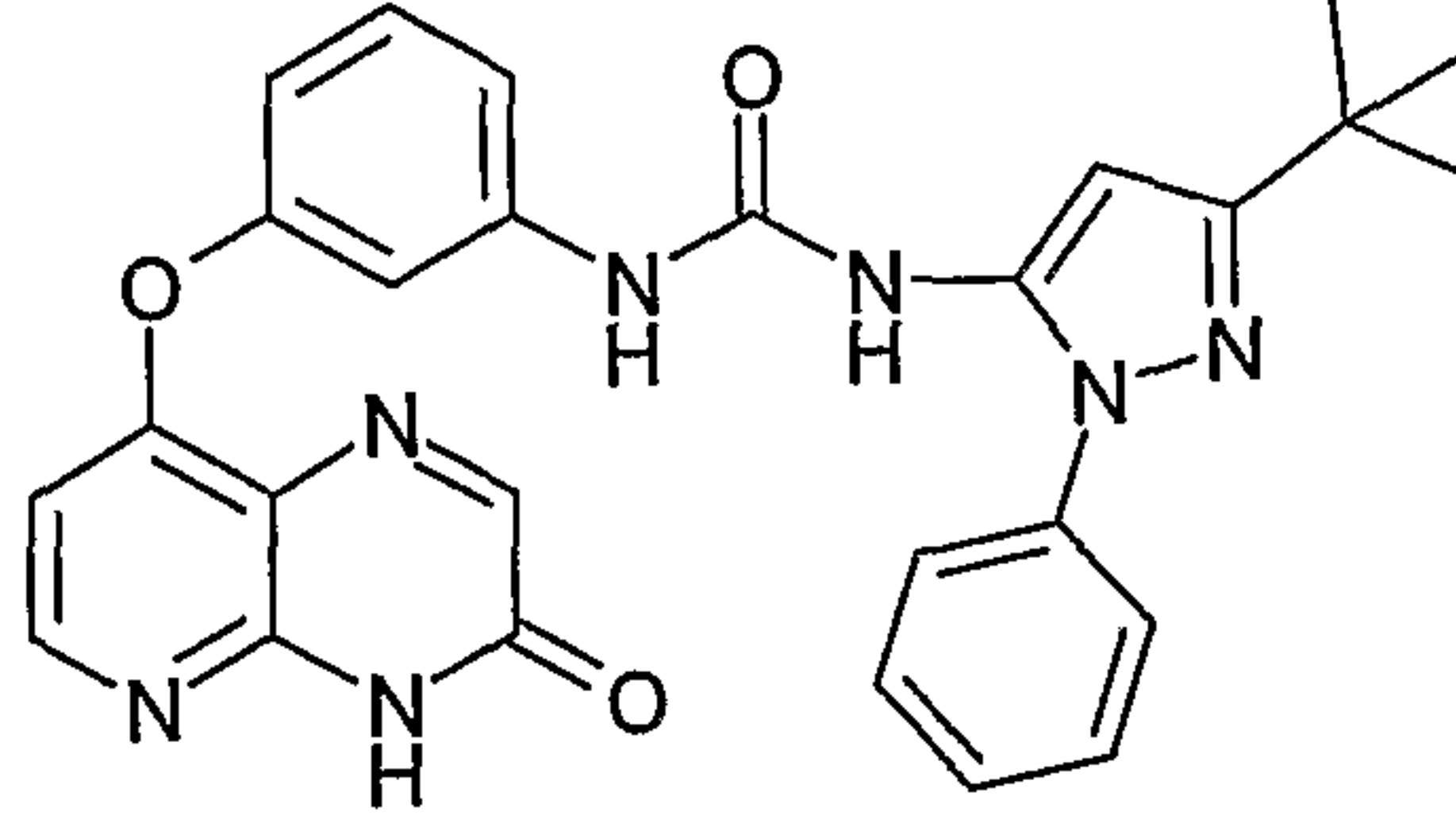
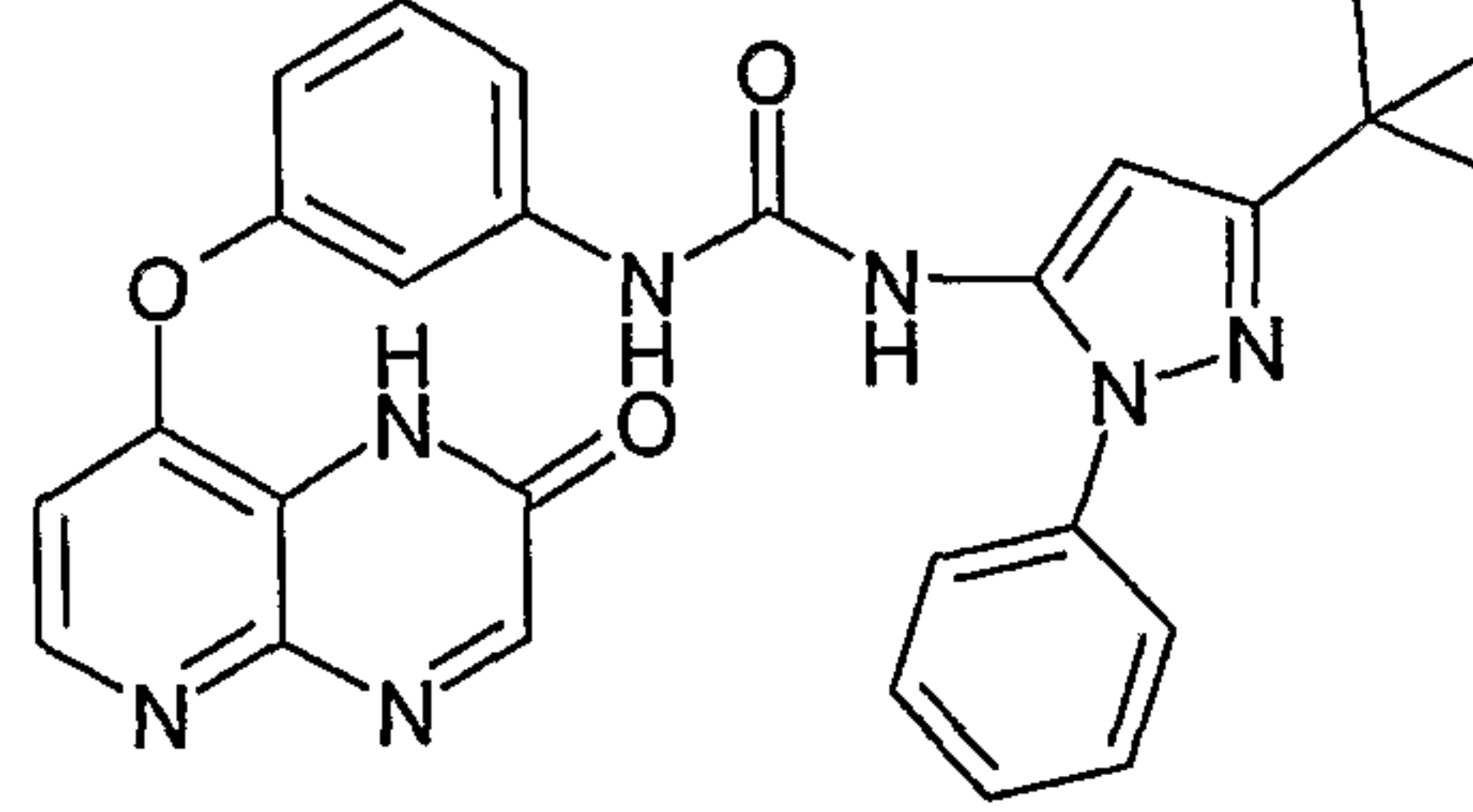
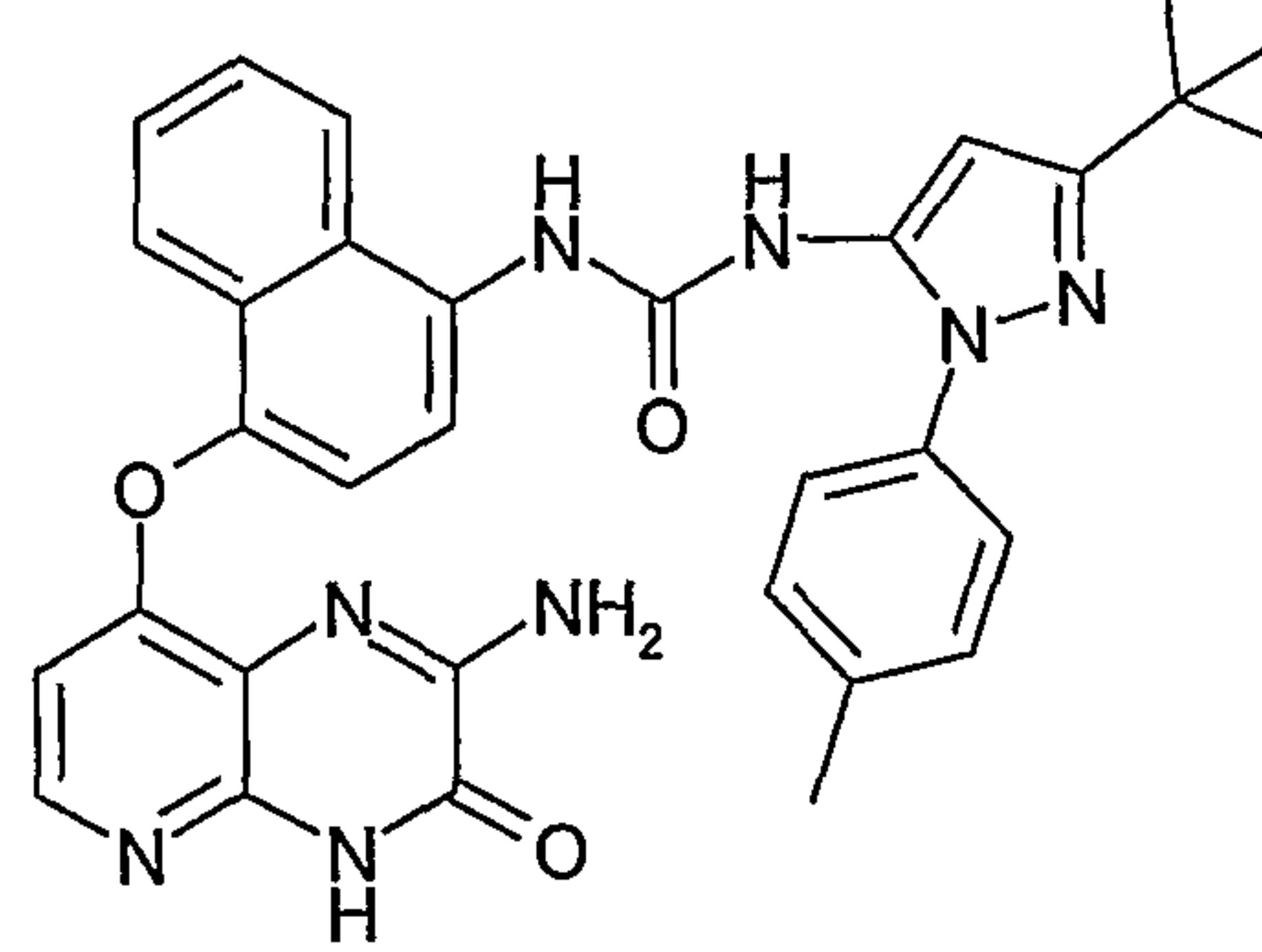
- 51 -

Cmpd.	Structure
AA-064	 <p>Chemical structure of AA-064: A 4-methoxy-2-methylquinazolin-5(1H)-one core is linked via a carbonyl bridge to a 4-methyl-5-(tert-butyl)-1H-imidazole ring, which is further substituted with a 4-methoxyphenyl group.</p>
AA-065	 <p>Chemical structure of AA-065: A 4-methoxy-2-methylquinazolin-5(1H)-one core is linked via a carbonyl bridge to a 4-methyl-5-(tert-butyl)-1H-imidazole ring, which is further substituted with a phenyl group.</p>
AA-066	 <p>Chemical structure of AA-066: A 4-methoxy-2-methylquinazolin-5(1H)-one core is linked via a carbonyl bridge to a 4-methyl-5-(tert-butyl)-1H-imidazole ring, which is further substituted with a phenyl group.</p>
AA-067	 <p>Chemical structure of AA-067: A 4-methoxy-2-methylquinazolin-5(1H)-one core is linked via a carbonyl bridge to a 4-methyl-5-(tert-butyl)-1H-imidazole ring, which is further substituted with a phenyl group.</p>

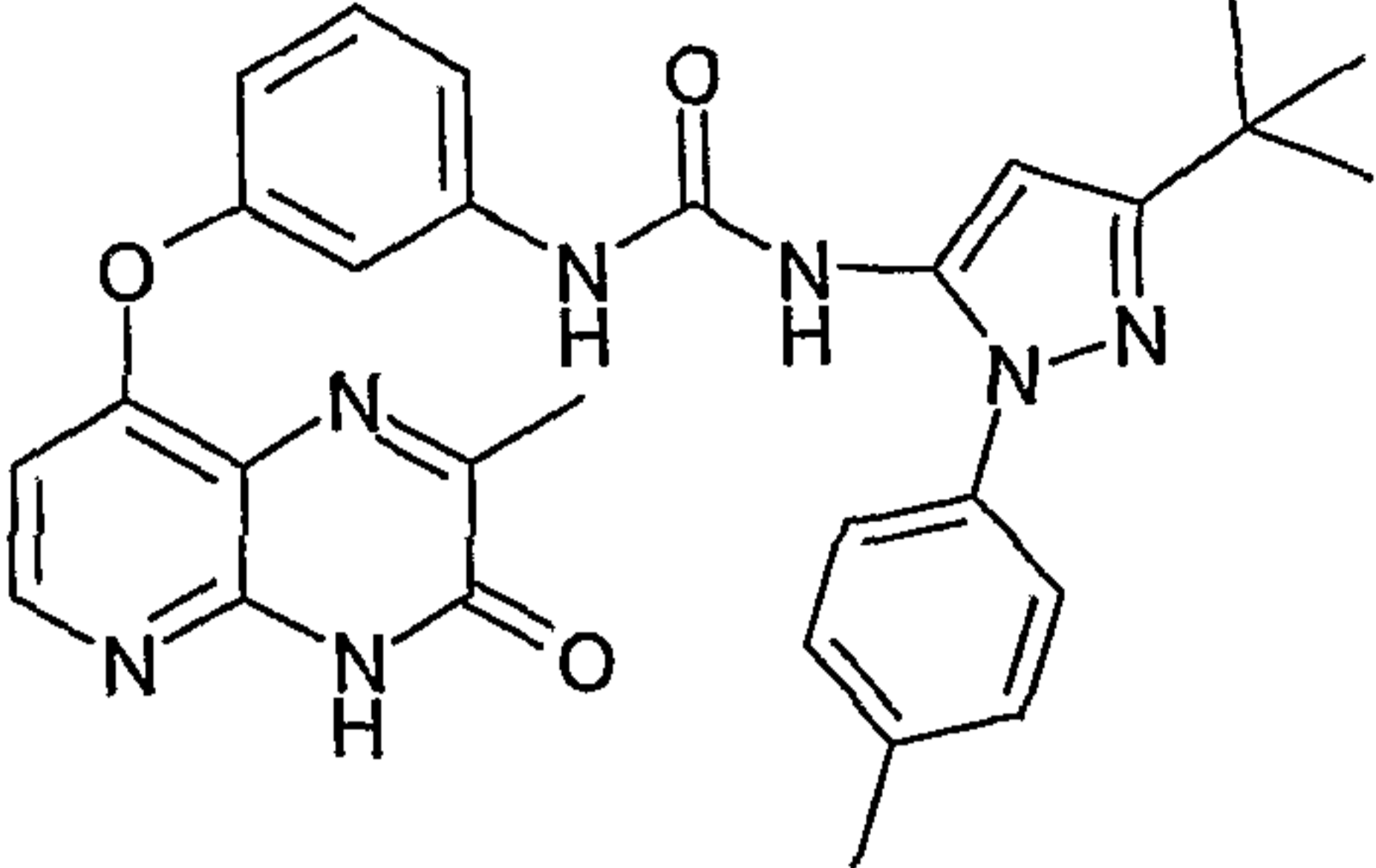
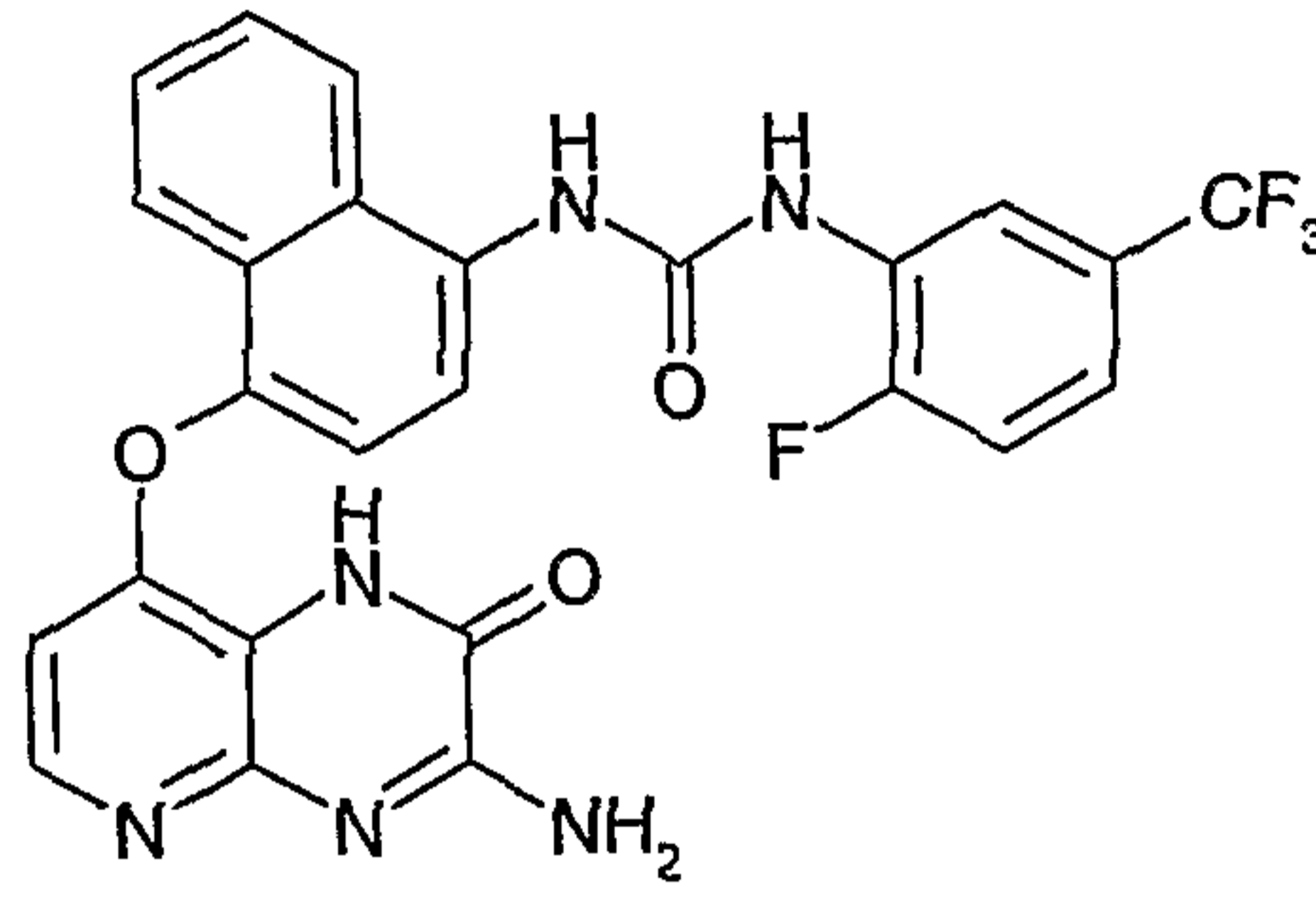
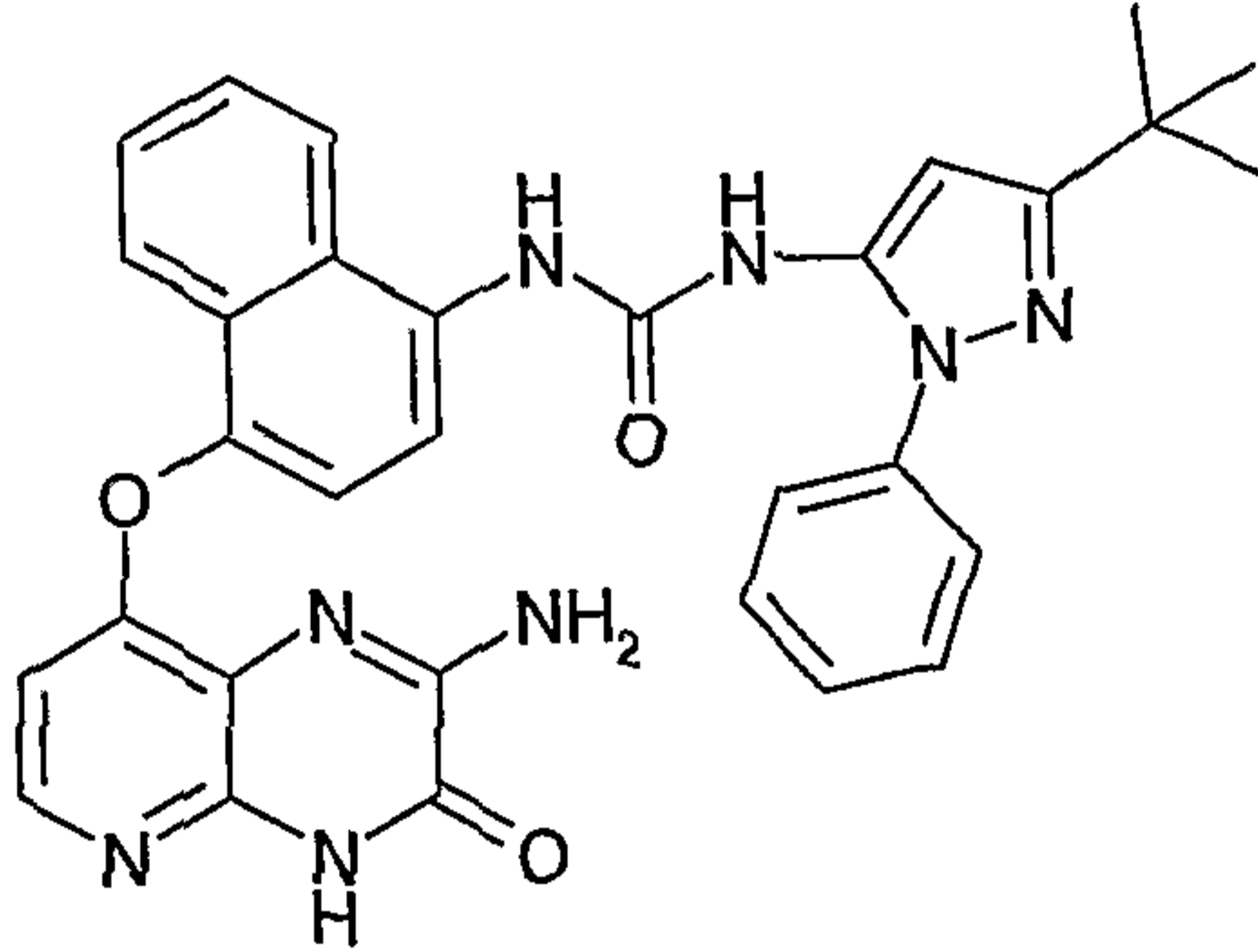
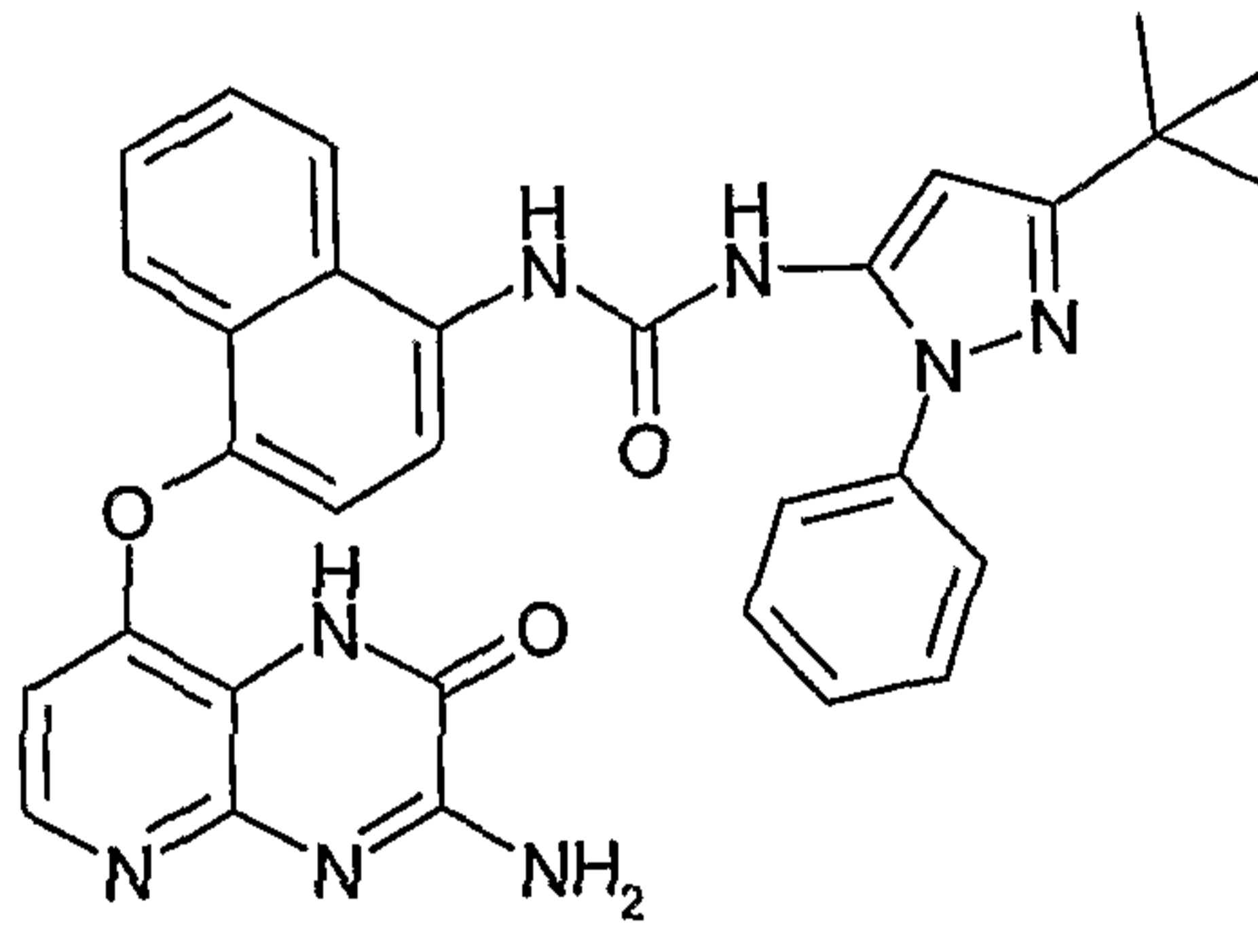
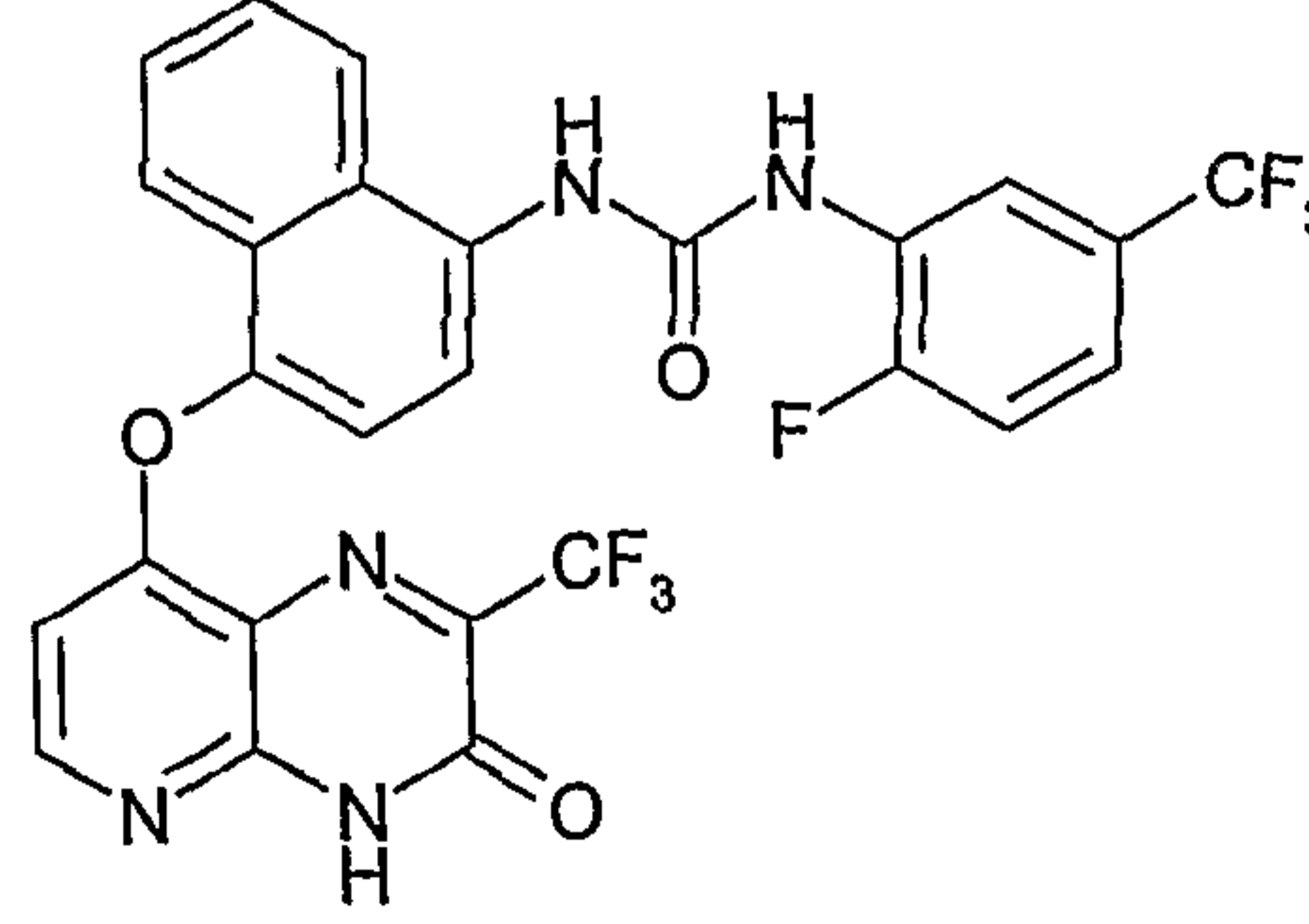
- 52 -

Cmpd.	Structure
AA-068	 <chem>CN(C)c1nc2cc(O)c(F)cc2n1NC(=O)Nc3cc(F)c(C(F)(F)F)cc3</chem>
AA-069	 <chem>O=C1NC2=CC=CC=C2N1C(=O)Nc3cc(F)c(C(F)(F)F)cc3</chem>
AA-070	 <chem>CN(C)c1nc2cc(O)c(F)cc2n1NC(=O)Nc3cc(F)c(C(F)(F)F)cc3</chem>
AA-071	 <chem>CN1CCOCC1c2nc3cc(O)c(F)cc3n2NC(=O)Nc4cc(F)c(C(F)(F)F)cc4</chem>
AA-072	 <chem>O=C1NC2=CC=CC=C2N1C(=O)Nc3cc(F)c(C(F)(F)F)cc3</chem>

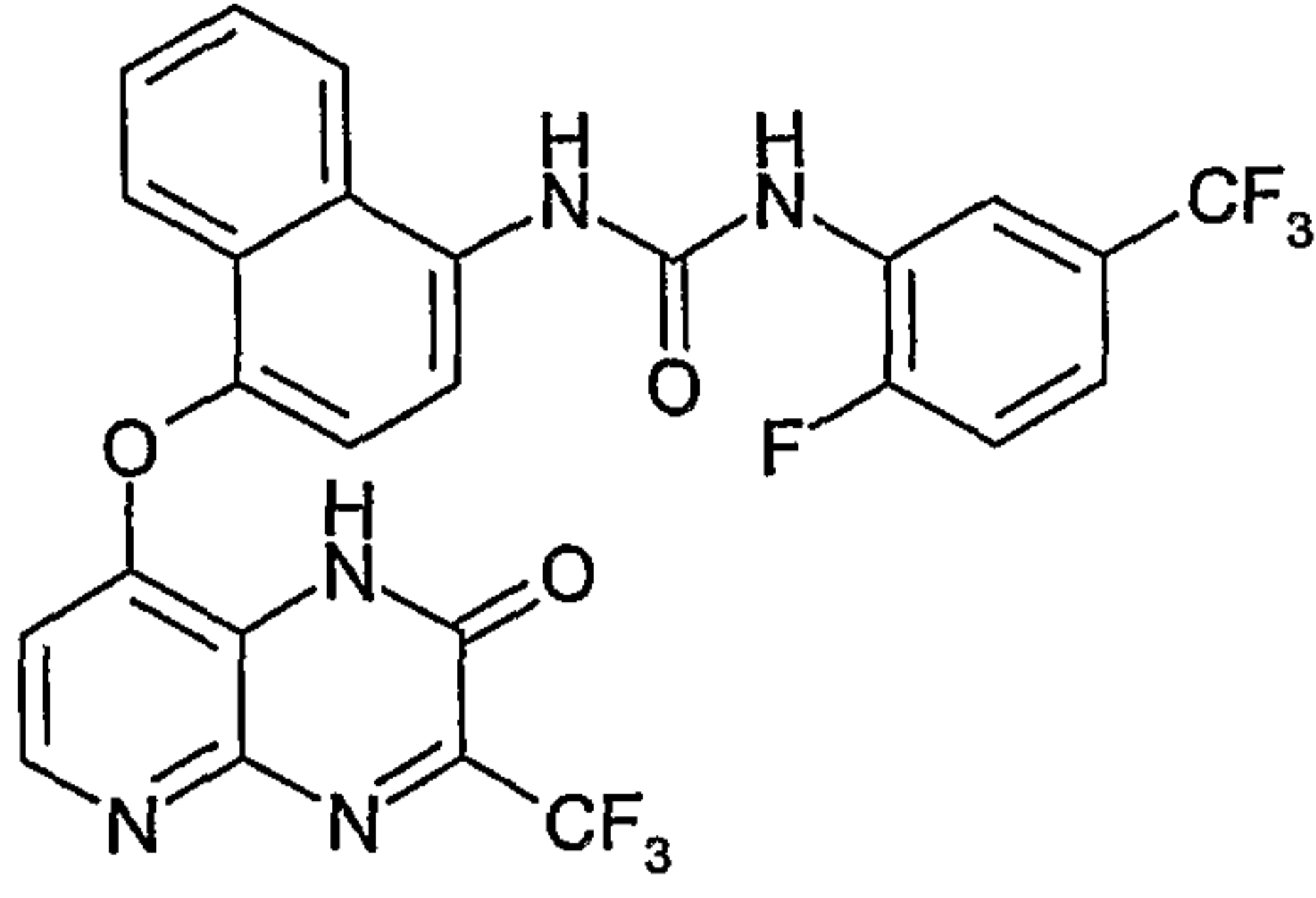
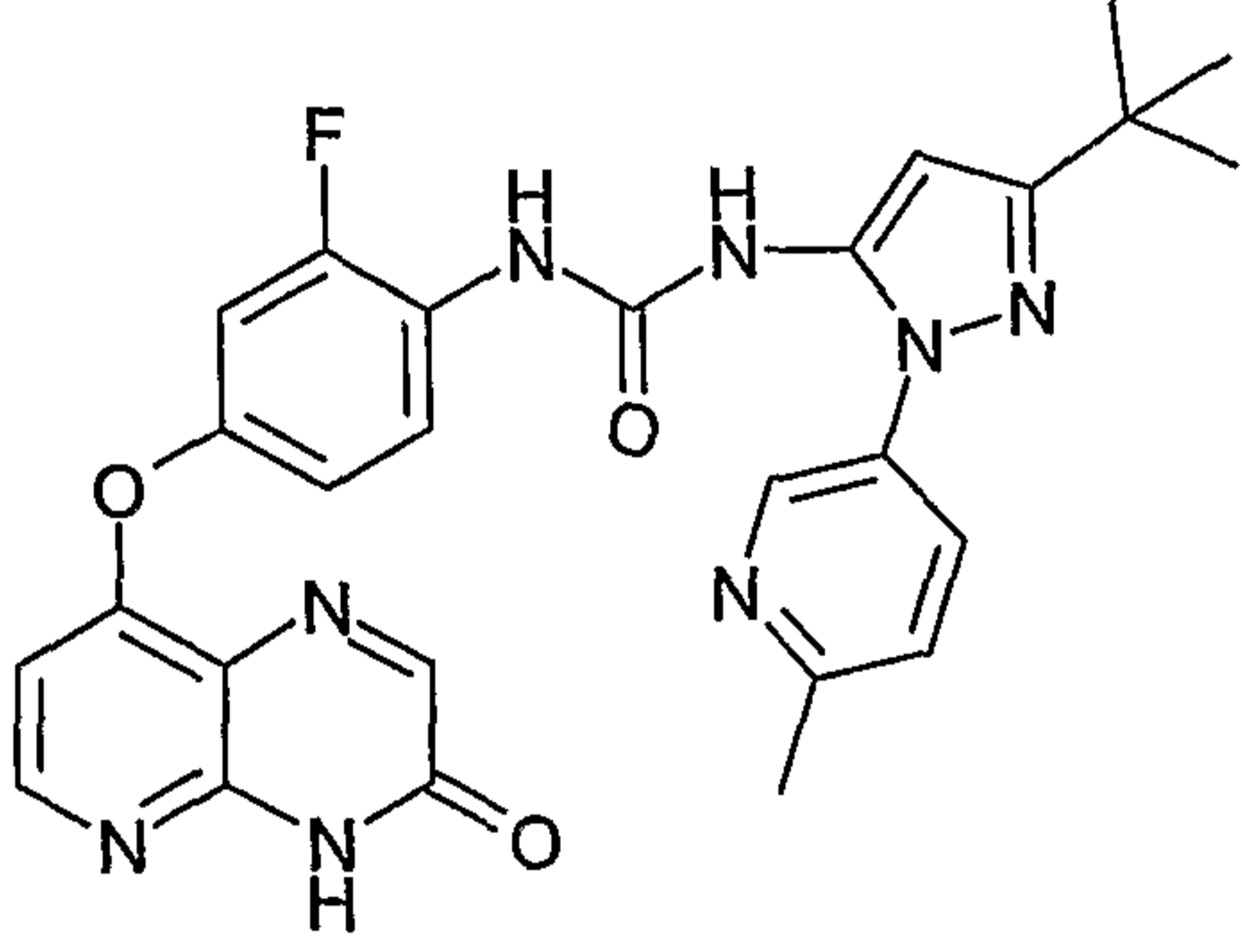
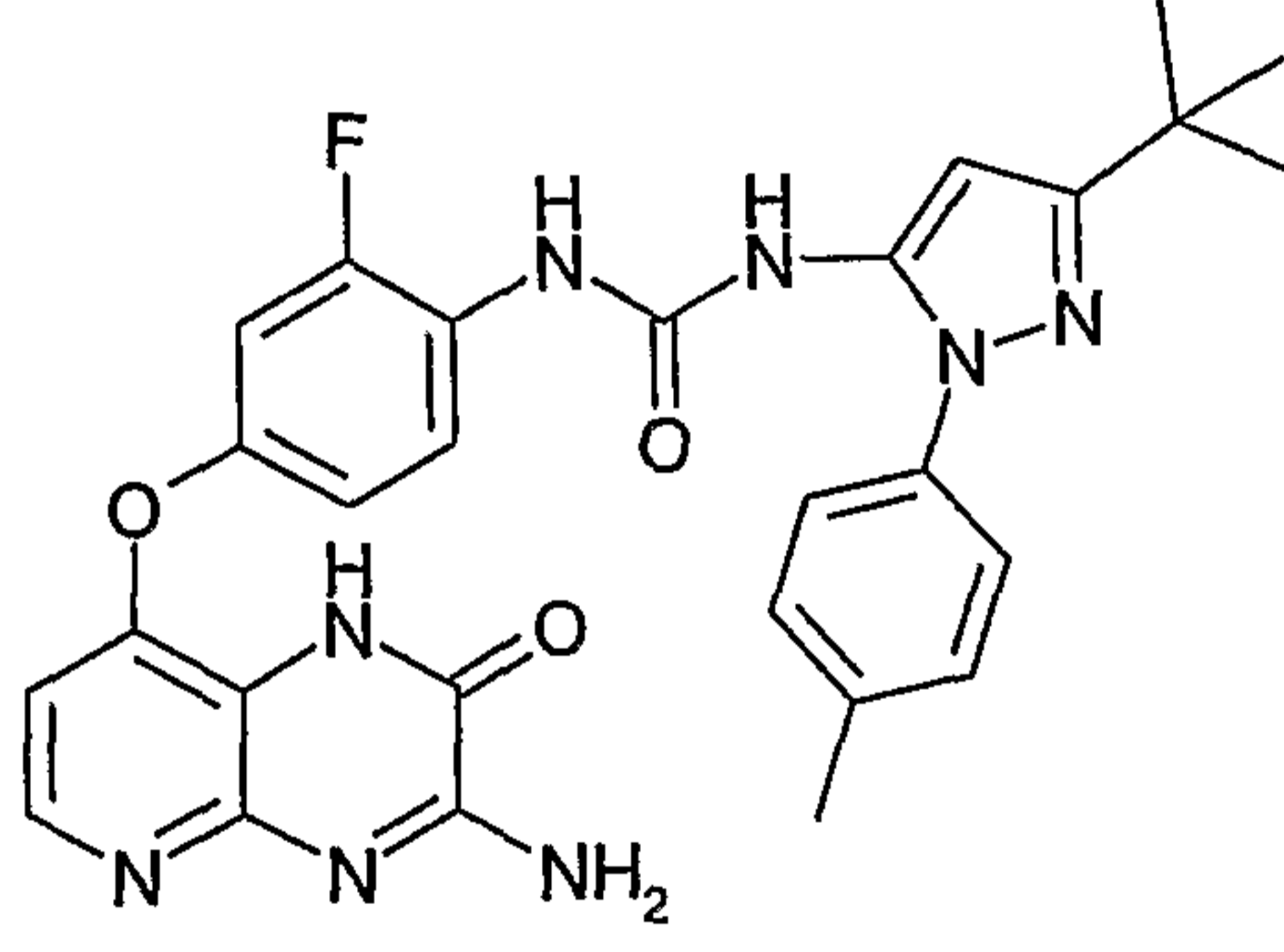
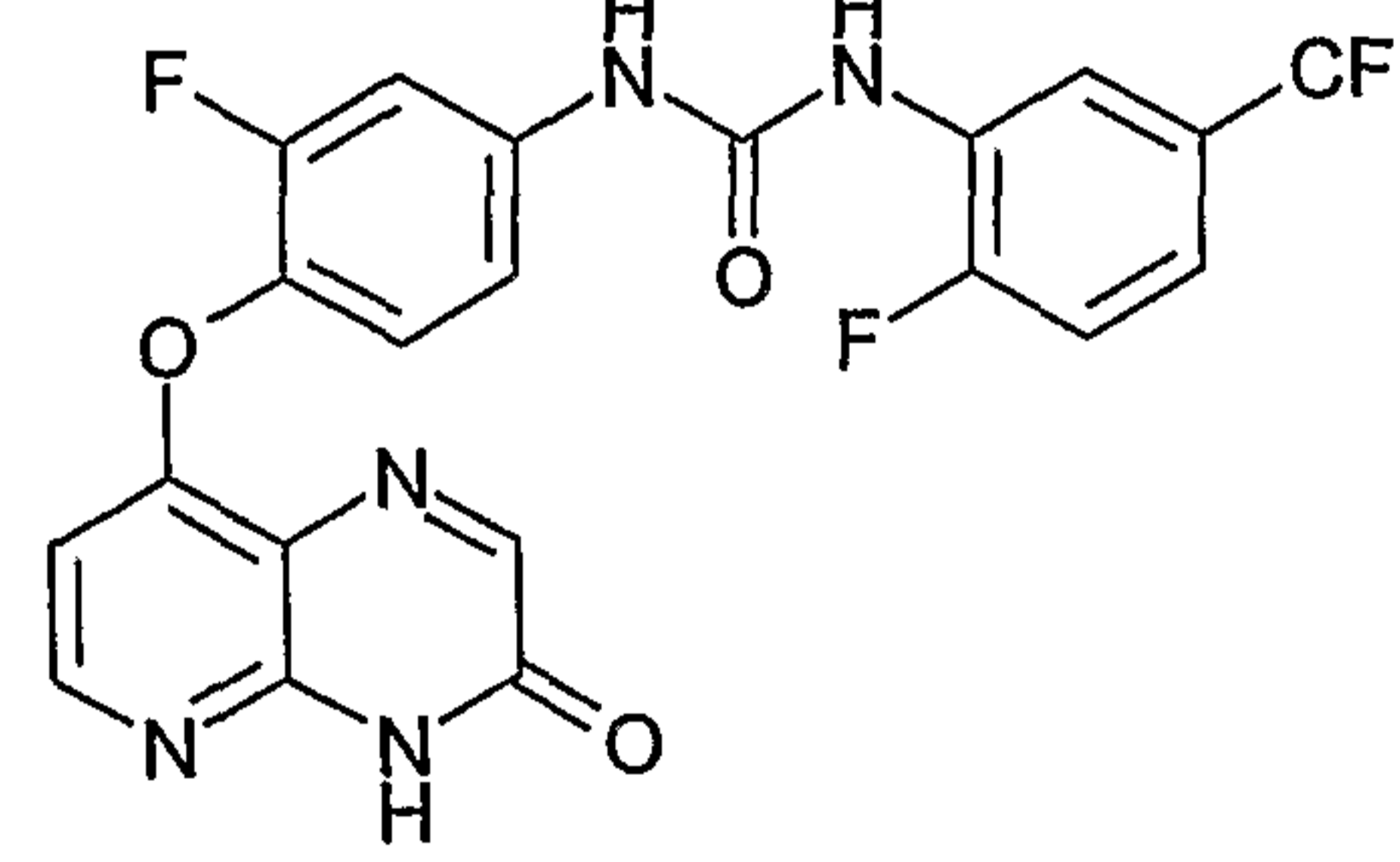
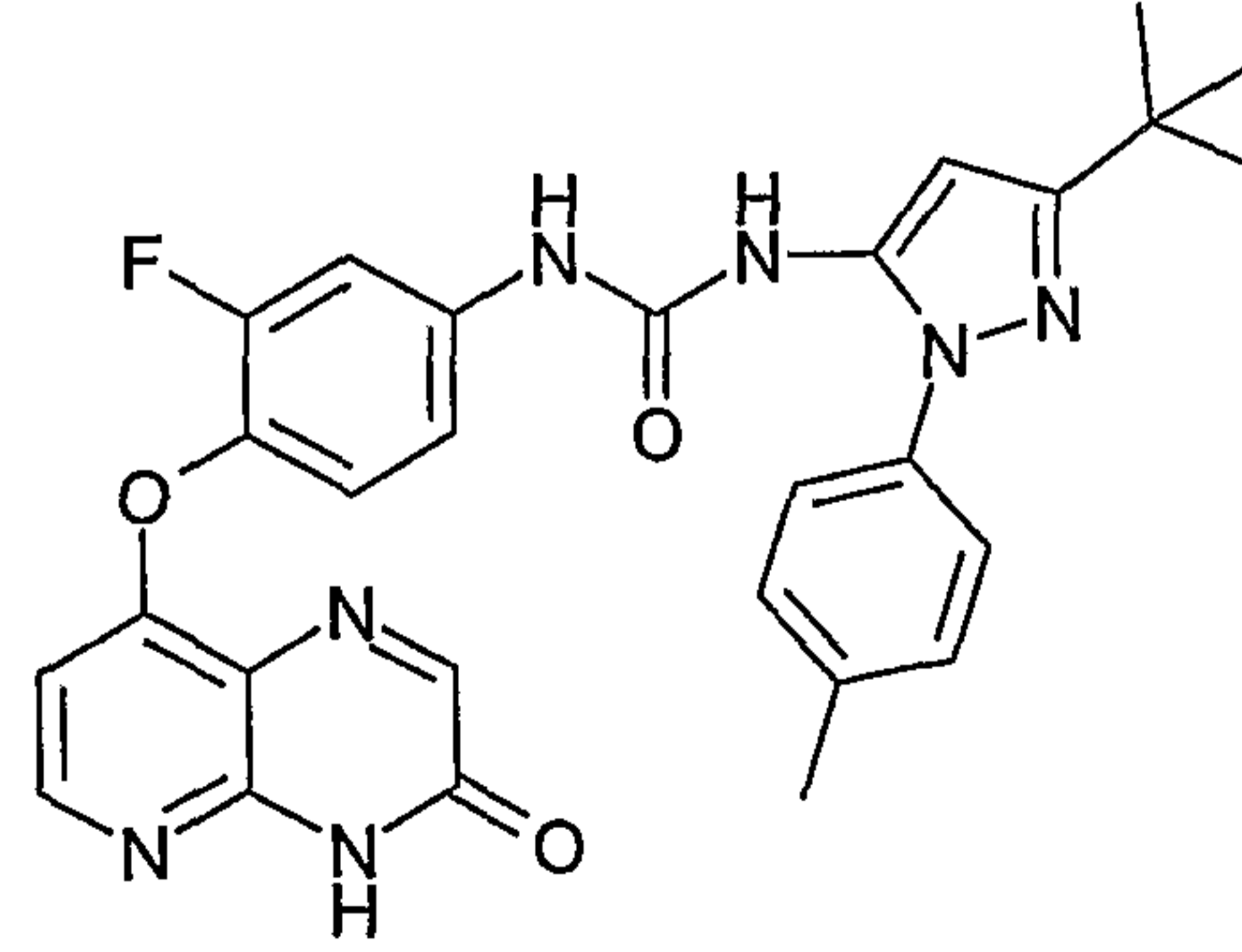
- 53 -

Cmpd.	Structure
AA-073	
AA-074	
AA-075	
AA-076	
AA-077	

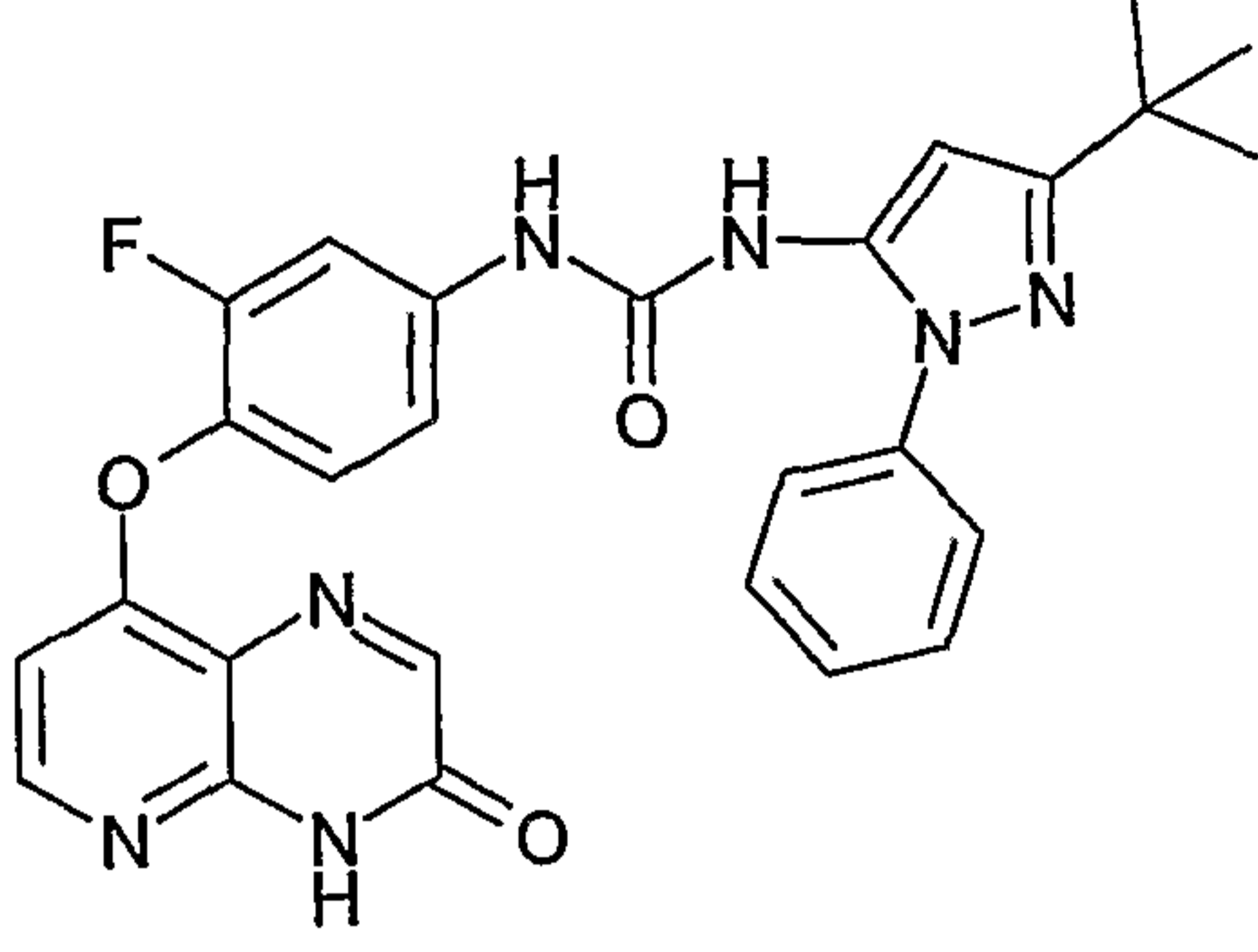
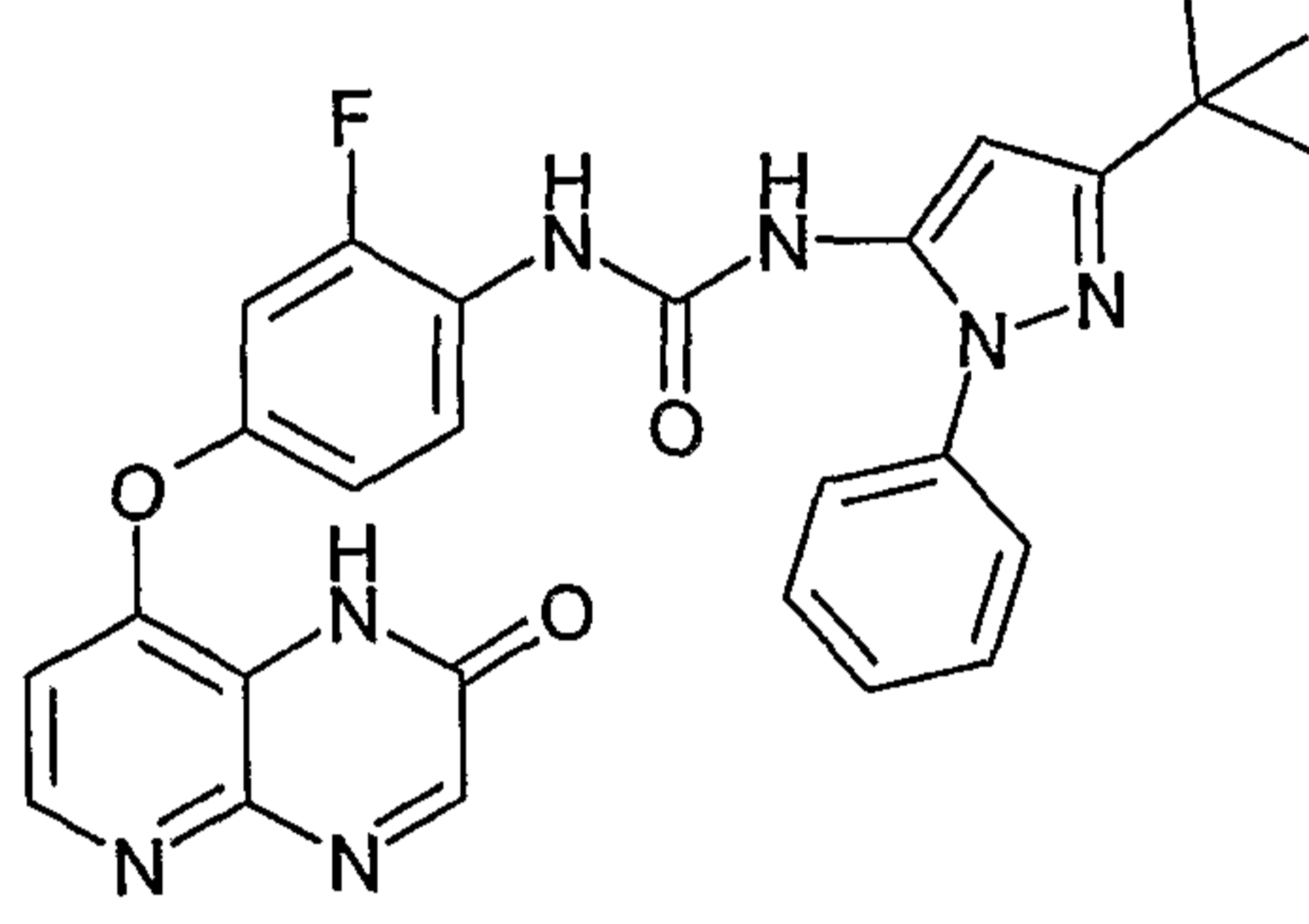
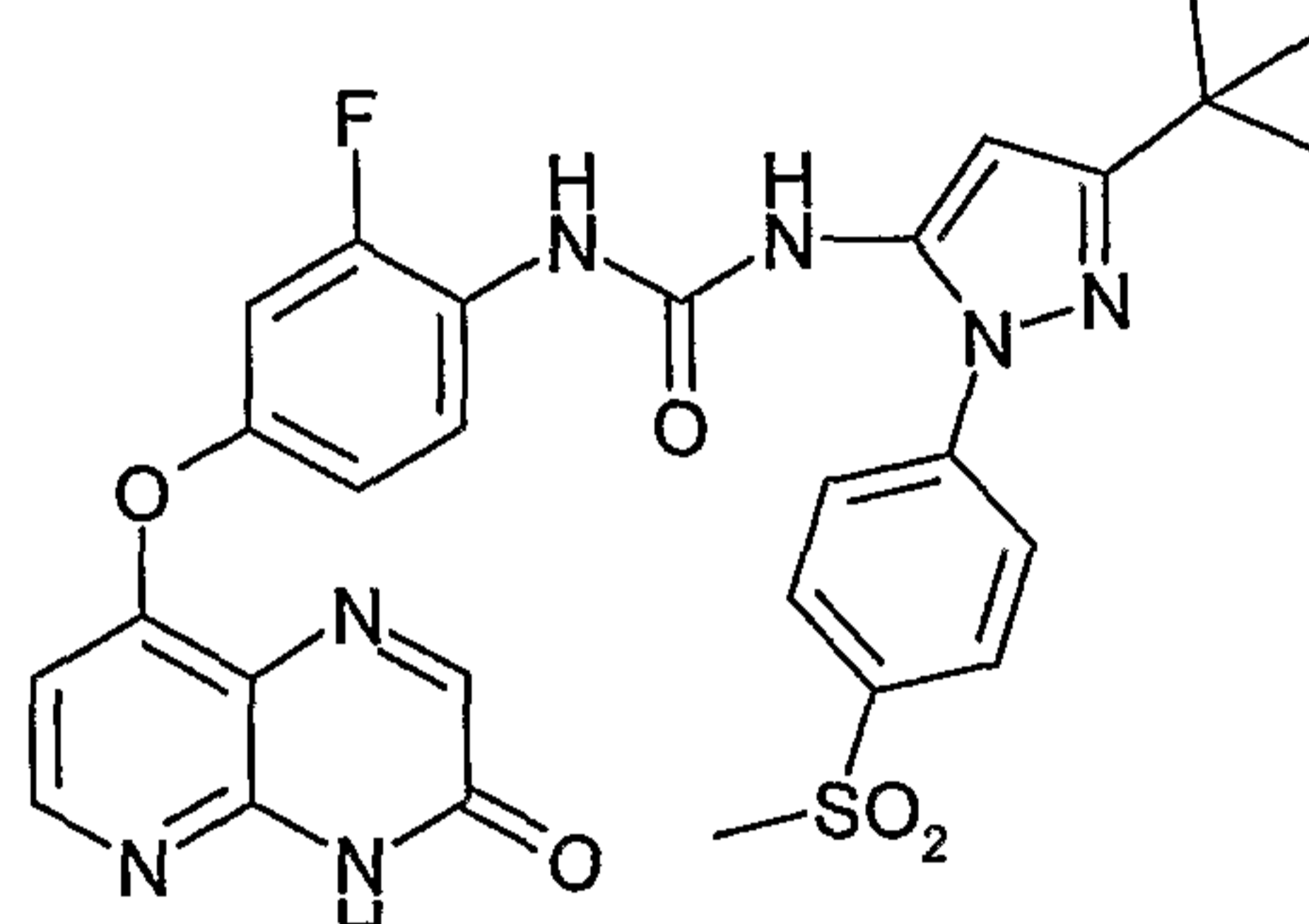
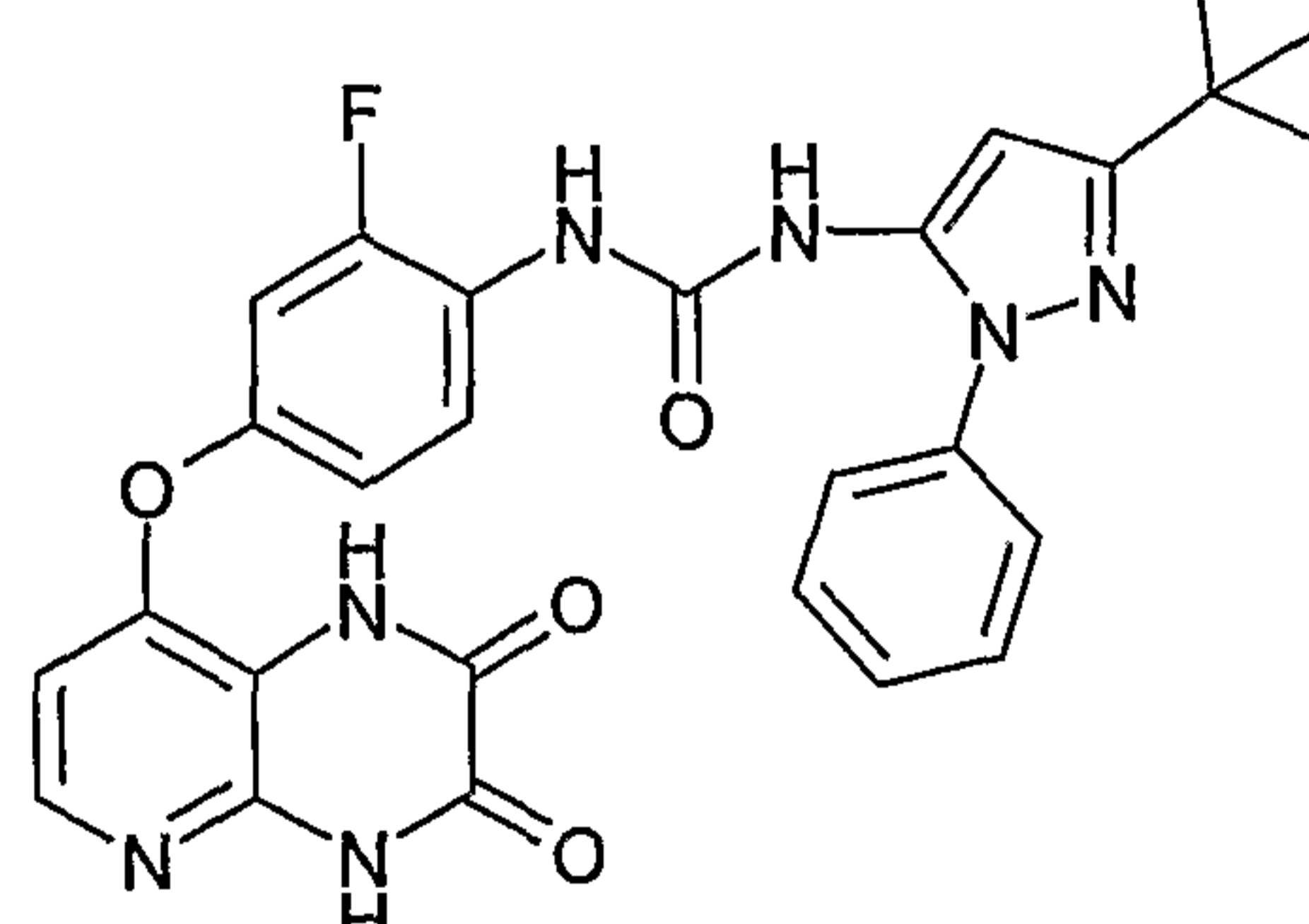
- 54 -

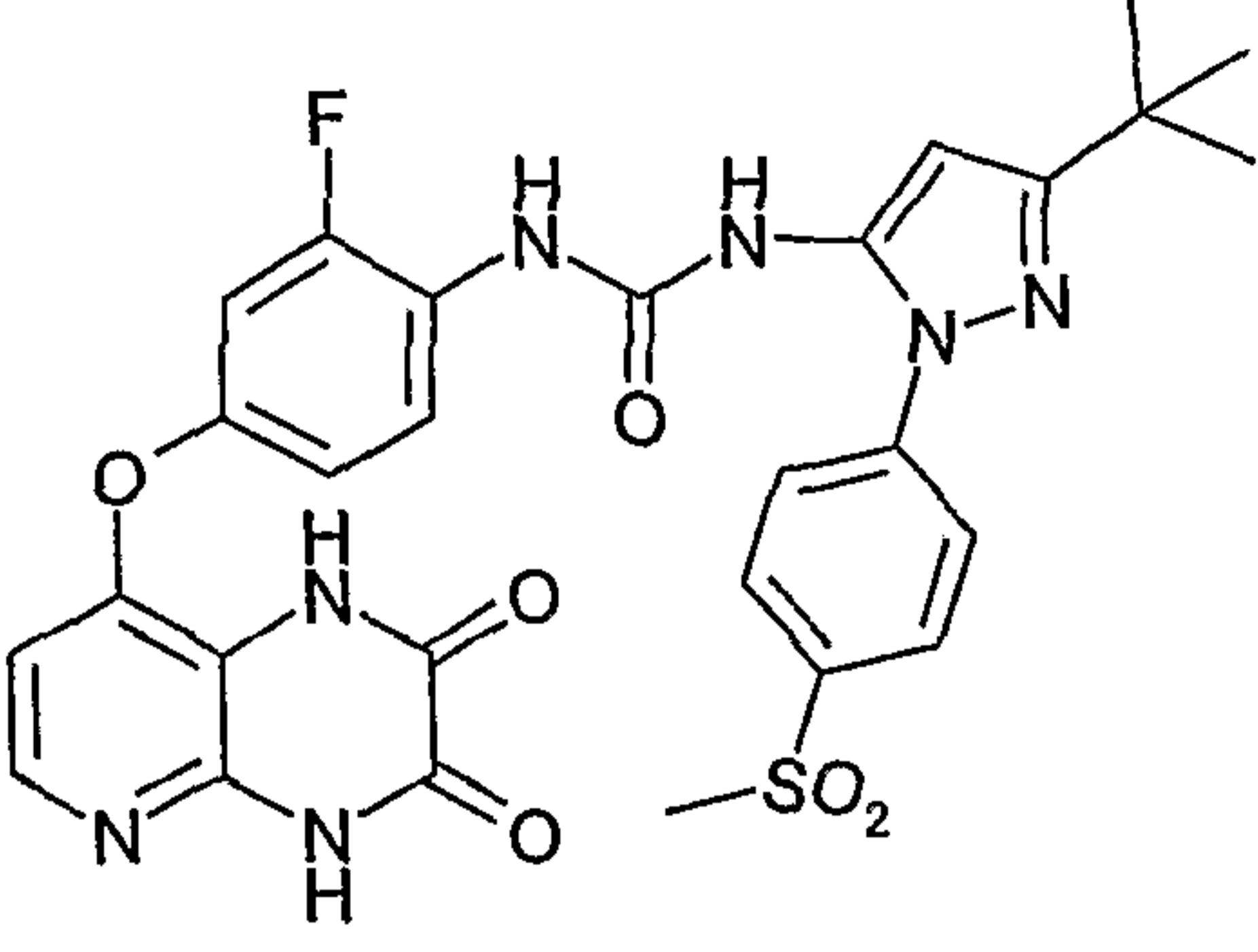
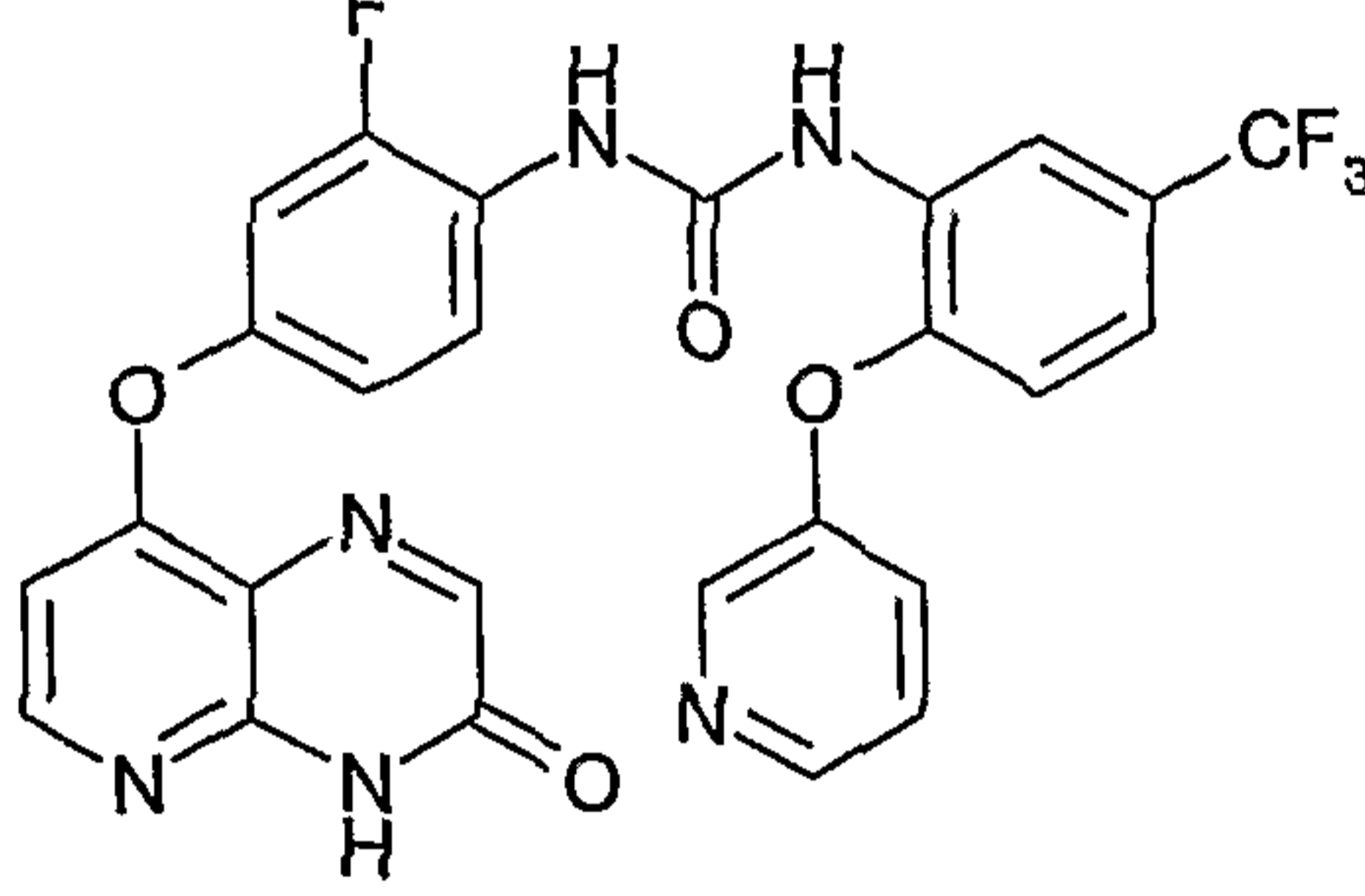
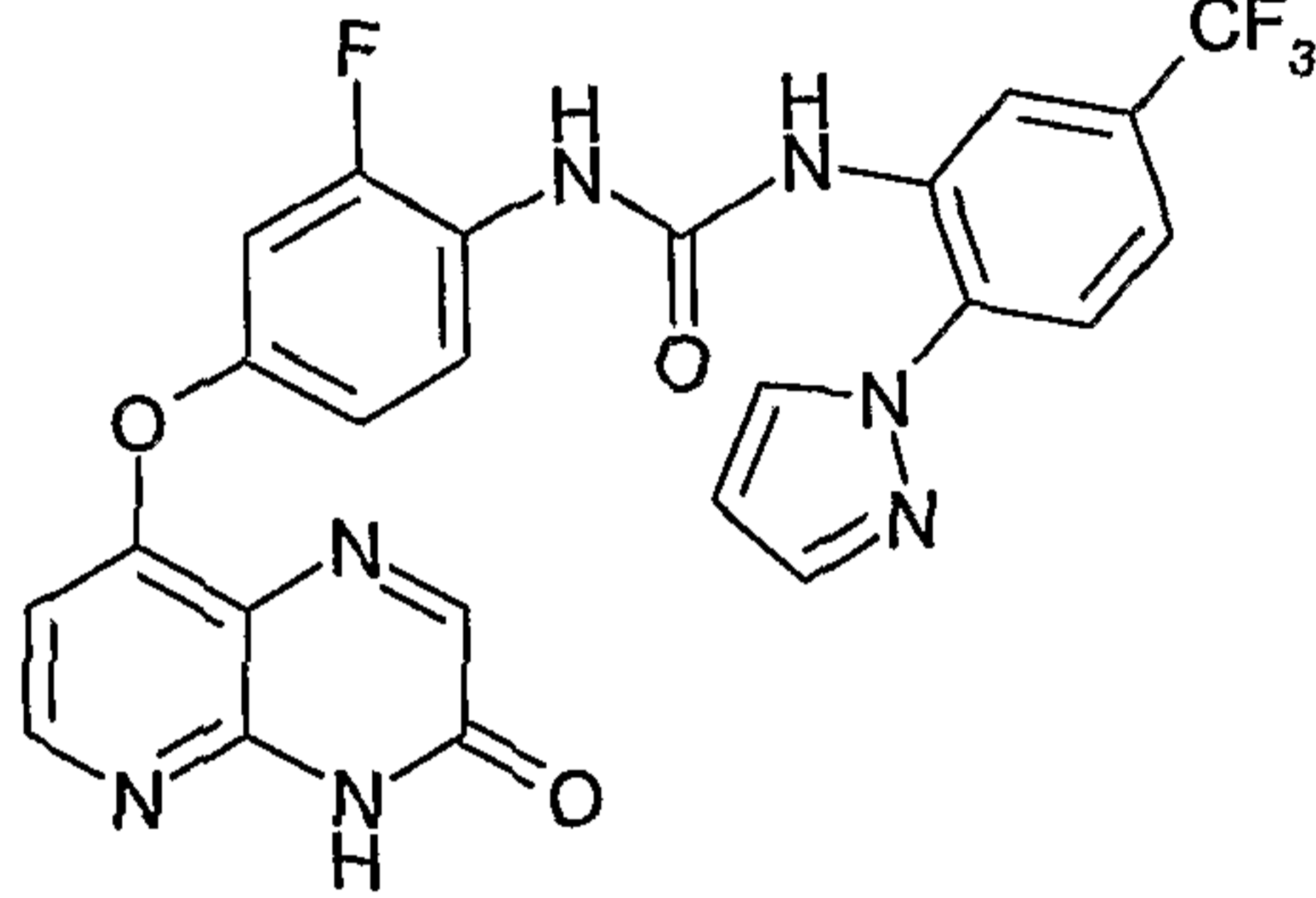
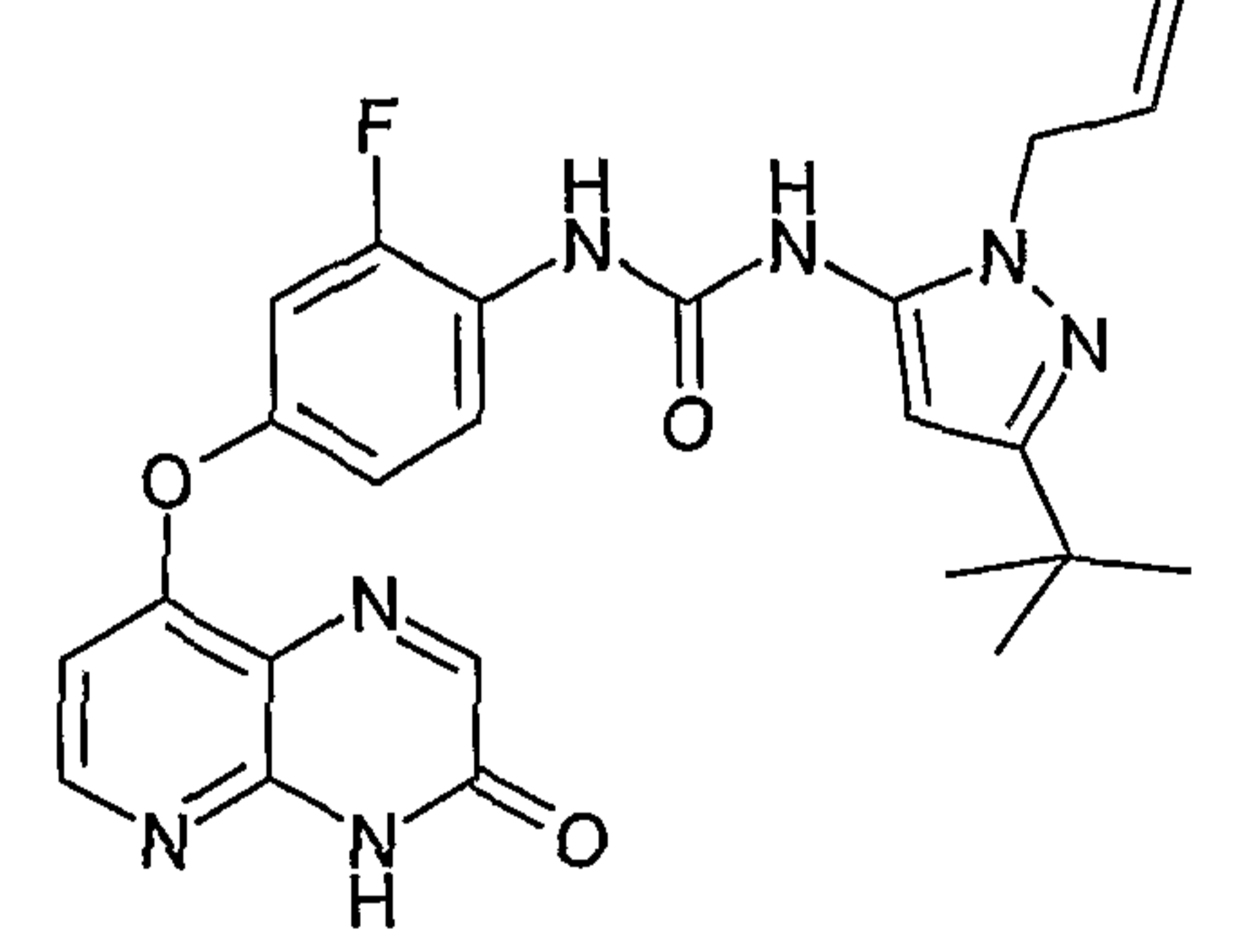
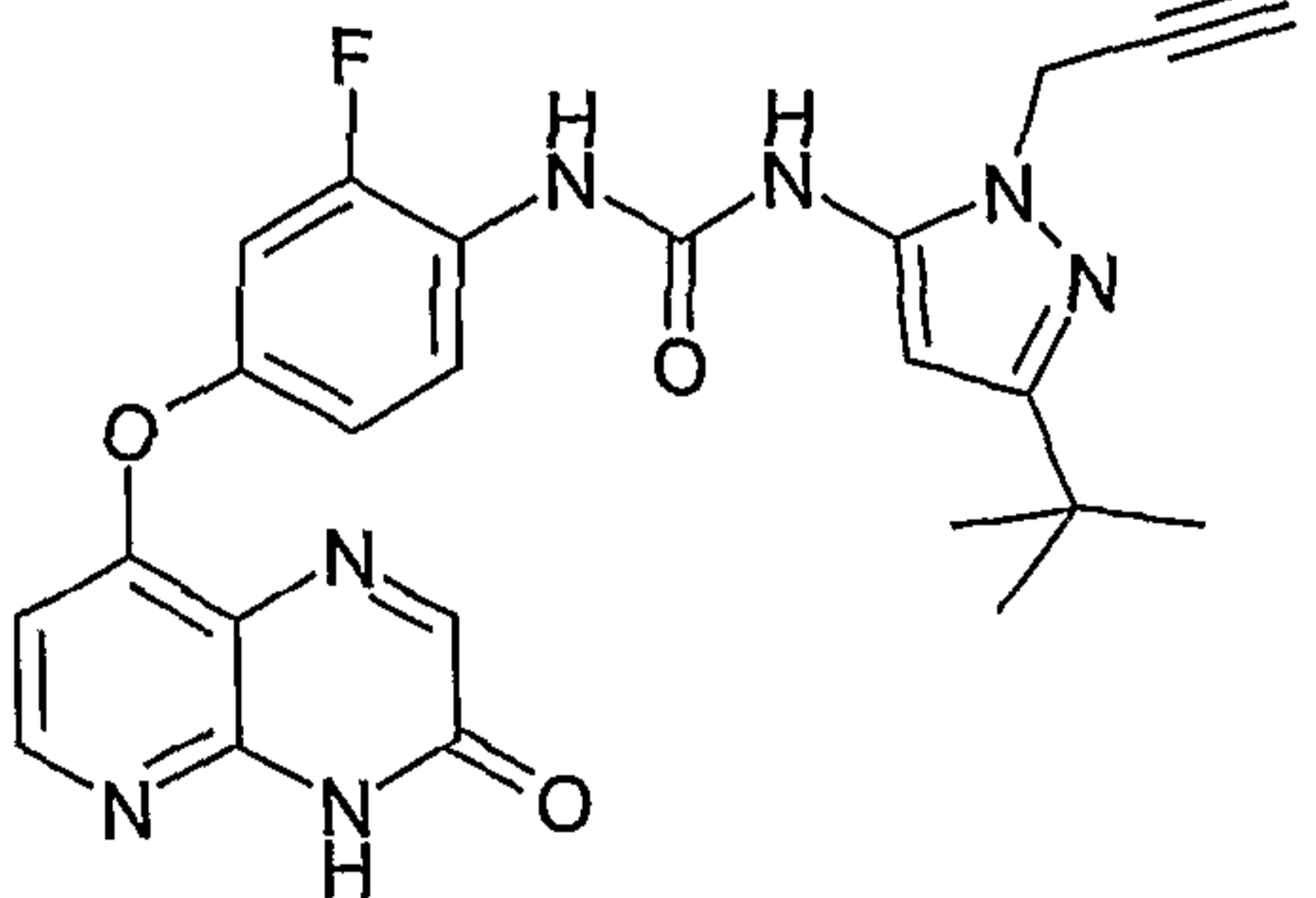
Cmpd.	Structure
AA-078	
AA-079	
AA-080	
AA-081	
AA-082	

- 55 -

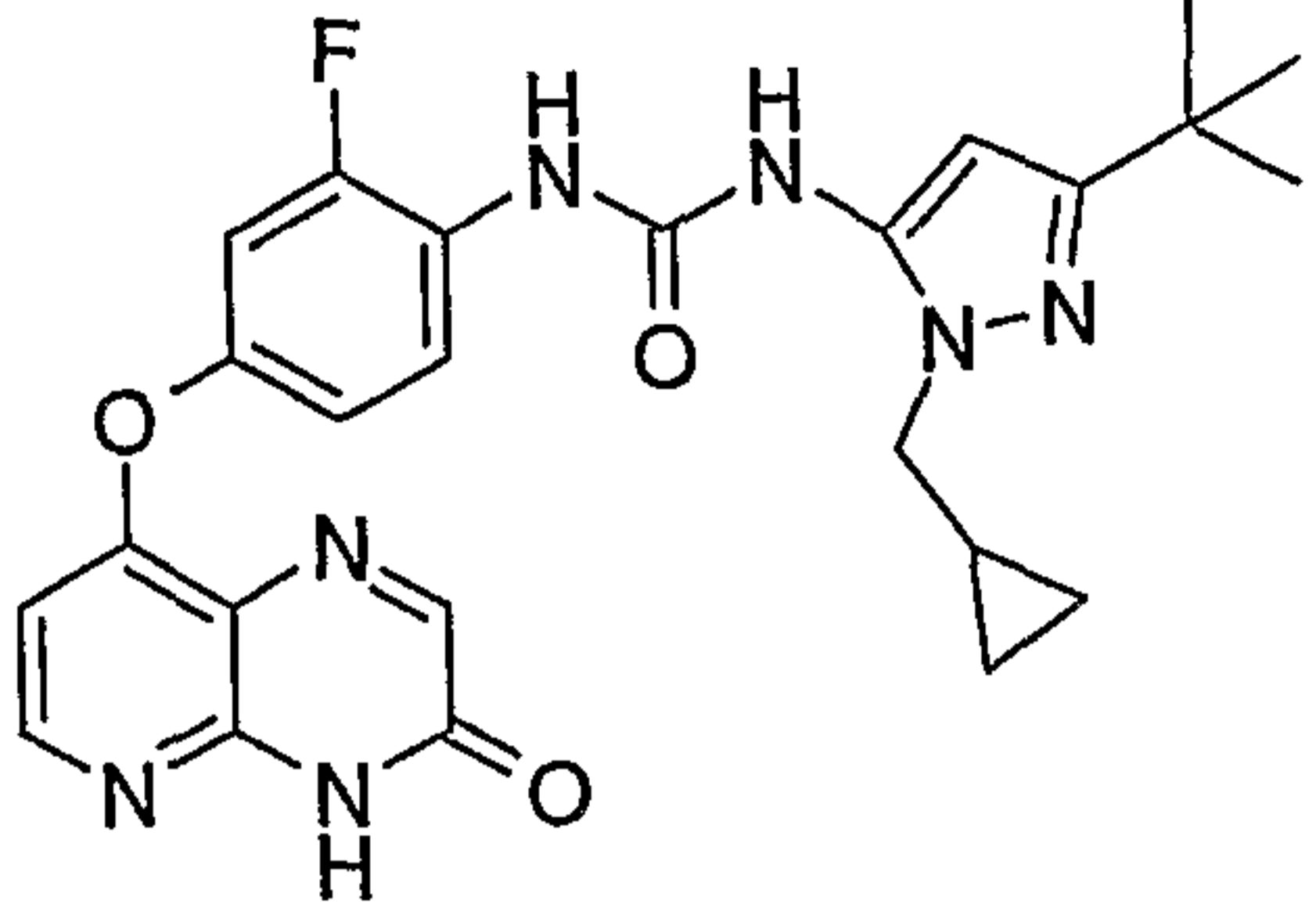
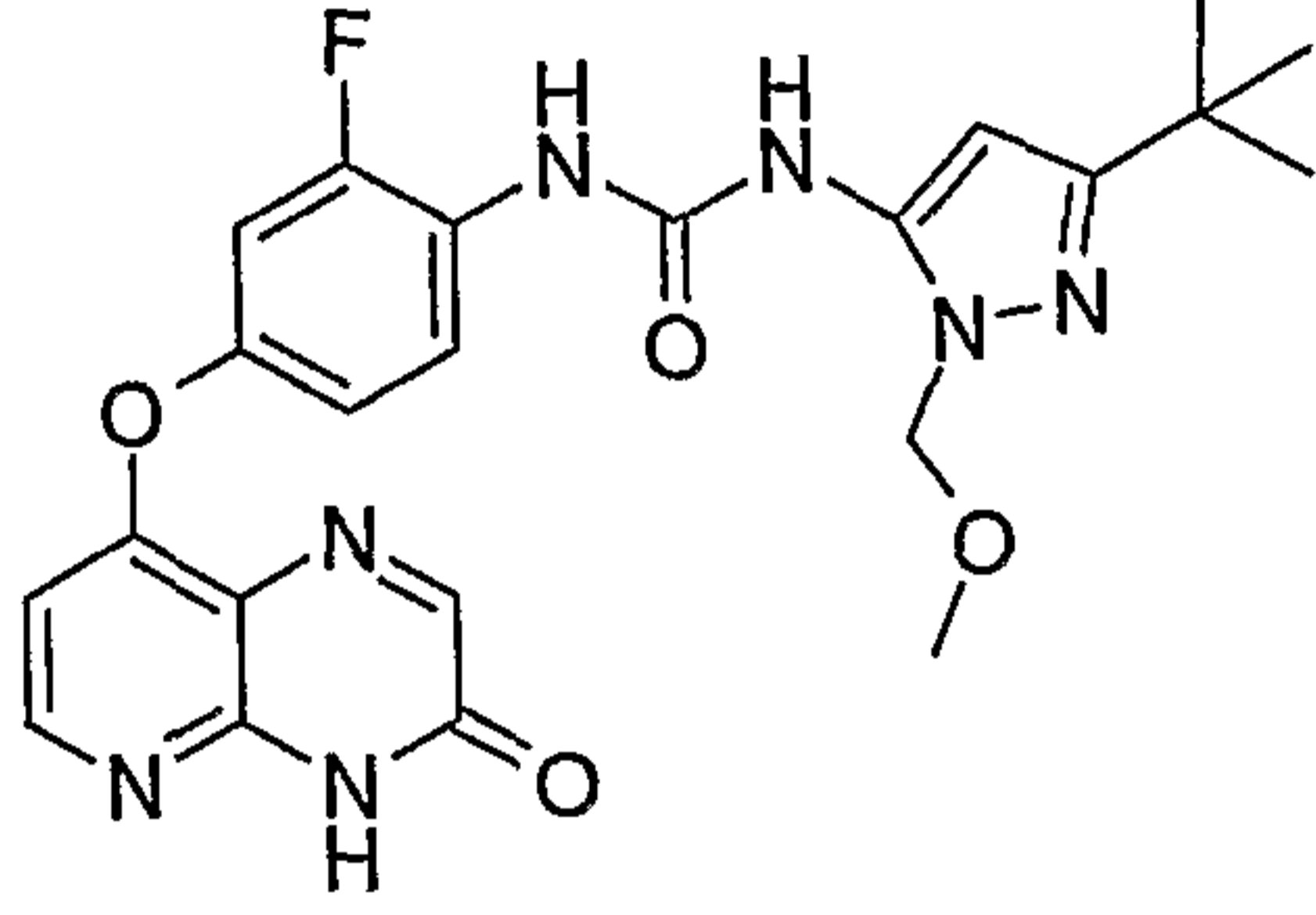
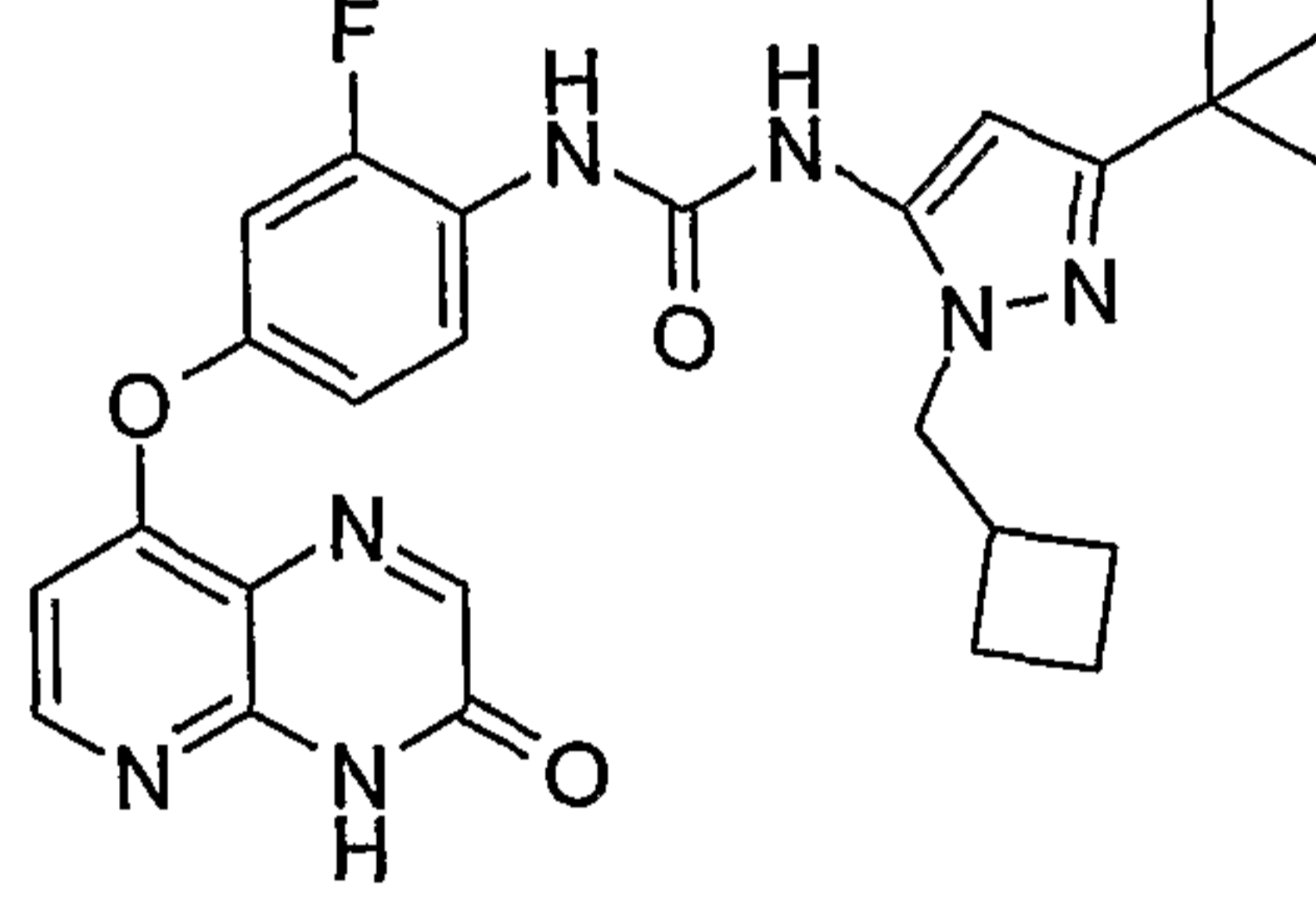
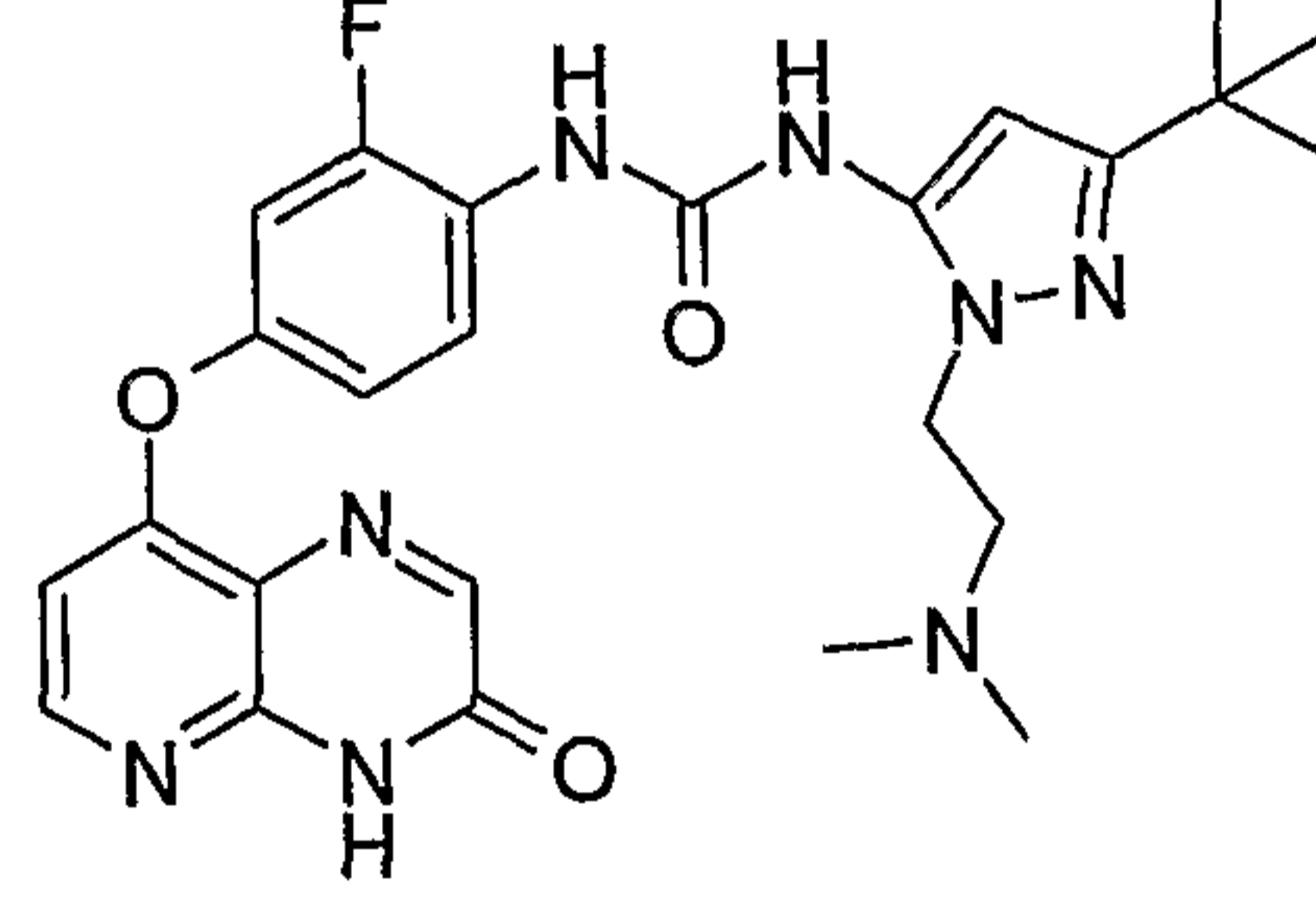
Cmpd.	Structure
AA-083	
AA-084	
AA-085	
AA-086	
AA-087	

- 56 -

Cmpd.	Structure
AA-088	 <chem>CC1(C)C=CN(C1c2ccccc2)NC(=O)Nc3cc(F)cc(Oc4cnc5c(=O)[nH]cnc45)c3</chem>
AA-089	 <chem>CC1(C)C=CN(C1c2ccccc2)NC(=O)Nc3cc(F)cc(Oc4cnc5c(=O)[nH]cnc45)c3</chem>
AA-090	 <chem>CC1(C)C=CN(C1c2ccc(S(=O)(=O)C)cc2)NC(=O)Nc3cc(F)cc(Oc4cnc5c(=O)[nH]cnc45)c3</chem>
AA-091	 <chem>CC1(C)C=CN(C1c2ccccc2)NC(=O)Nc3cc(F)cc(Oc4cnc5c(=O)[nH]cnc45)c3</chem>

Cmpd.	Structure
AA-092	 <p>Chemical structure of AA-092: A pyrimidopyrimidinone core substituted with a 4-fluoro-3-(4-tert-butyl-1H-imidazol-2-ylamino)phenylamino group.</p>
AA-093	 <p>Chemical structure of AA-093: A pyrimidopyrimidinone core substituted with a 4-fluoro-3-(4-(trifluoromethyl)phenoxy)phenylamino group.</p>
AA-094	 <p>Chemical structure of AA-094: A pyrimidopyrimidinone core substituted with a 4-fluoro-3-(4-(trifluoromethyl)imidazol-2-ylamino)phenylamino group.</p>
AA-095	 <p>Chemical structure of AA-095: A pyrimidopyrimidinone core substituted with a 4-fluoro-3-(4-allyl-1H-imidazol-2-ylamino)phenylamino group.</p>
AA-096	 <p>Chemical structure of AA-096: A pyrimidopyrimidinone core substituted with a 4-fluoro-3-(4-ethynyl-1H-imidazol-2-ylamino)phenylamino group.</p>

- 58 -

Cmpd.	Structure
AA-097	
AA-098	
AA-099	
AA-100	

Substantially Purified Forms

One aspect of the present invention pertains to PDP8 compounds, as described herein, in
 5 substantially purified form and/or in a form substantially free from contaminants.

In one embodiment, the substantially purified form is at least 50% by weight, e.g., at least
 60% by weight, e.g., at least 70% by weight, e.g., at least 80% by weight, e.g., at least
 90% by weight, e.g., at least 95% by weight, e.g., at least 97% by weight, e.g., at least
 10 98% by weight, e.g., at least 99% by weight.

- 59 -

Unless specified, the substantially purified form refers to the compound in any stereoisomeric or enantiomeric form. For example, in one embodiment, the substantially purified form refers to a mixture of stereoisomers, i.e., purified with respect to other compounds. In one embodiment, the substantially purified form refers to one
5 stereoisomer, e.g., optically pure stereoisomer. In one embodiment, the substantially purified form refers to a mixture of enantiomers. In one embodiment, the substantially purified form refers to a equimolar mixture of enantiomers (i.e., a racemic mixture, a racemate). In one embodiment, the substantially purified form refers to one enantiomer, e.g., optically pure enantiomer.

10

In one embodiment, the contaminants represent no more than 50% by weight, e.g., no more than 40% by weight, e.g., no more than 30% by weight, e.g., no more than 20% by weight, e.g., no more than 10% by weight, e.g., no more than 5% by weight, e.g., no more than 3% by weight, e.g., no more than 2% by weight, e.g., no more than 1% by weight.

15

Unless specified, the contaminants refer to other compounds, that is, other than stereoisomers or enantiomers. In one embodiment, the contaminants refer to other compounds and other stereoisomers. In one embodiment, the contaminants refer to other compounds and the other enantiomer.

20

In one embodiment, the substantially purified form is at least 60% optically pure (i.e., 60% of the compound, on a molar basis, is the desired stereoisomer or enantiomer, and 40% is the undesired stereoisomer or enantiomer), e.g., at least 70% optically pure, e.g., at least 80% optically pure, e.g., at least 90% optically pure, e.g., at least 95% optically
25 pure, e.g., at least 97% optically pure, e.g., at least 98% optically pure, e.g., at least 99% optically pure.

Isomers

30

Certain compounds may exist in one or more particular geometric, optical, enantiomeric, diastereomeric, epimeric, atropic, stereoisomeric, tautomeric, conformational, or anomeric forms, including but not limited to, cis- and trans-forms; E- and Z-forms; c-, t-, and r-forms; endo- and exo-forms; R-, S-, and meso-forms; D- and L-forms; d- and l-forms; (+) and (-) forms; keto-, enol-, and enolate-forms; syn- and anti-forms; synclinal- and
35 anticlinal-forms; α - and β -forms; axial and equatorial forms; boat-, chair-, twist-, envelope-, and halfchair-forms; and combinations thereof, hereinafter collectively referred to as "isomers" (or "isomeric forms").

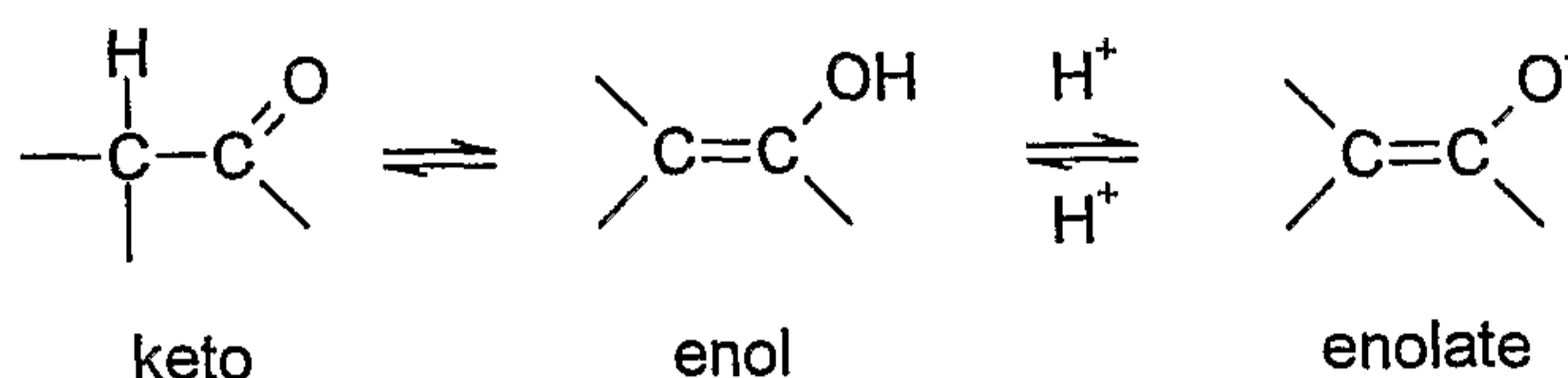
40

Note that, except as discussed below for tautomeric forms, specifically excluded from the term "isomers," as used herein, are structural (or constitutional) isomers (i.e., isomers which differ in the connections between atoms rather than merely by the position of atoms

- 60 -

in space). For example, a reference to a methoxy group, -OCH₃, is not to be construed as a reference to its structural isomer, a hydroxymethyl group, -CH₂OH. Similarly, a reference to ortho-chlorophenyl is not to be construed as a reference to its structural isomer, meta-chlorophenyl. However, a reference to a class of structures may well include structurally isomeric forms falling within that class (e.g., C₁₋₇alkyl includes n-propyl and iso-propyl; butyl includes n-, iso-, sec-, and tert-butyl; methoxyphenyl includes ortho-, meta-, and para-methoxyphenyl).

The above exclusion does not pertain to tautomeric forms, for example, keto-, enol-, and enolate-forms, as in, for example, the following tautomeric pairs: keto/enol (illustrated below), imine/enamine, amide/imino alcohol, amidine/amidino, nitroso/oxime, thioketone/enethiol, N-nitroso/hydroxyazo, and nitro/aci-nitro.



Note that specifically included in the term "isomer" are compounds with one or more isotopic substitutions. For example, H may be in any isotopic form, including ¹H, ²H (D), and ³H (T); C may be in any isotopic form, including ¹²C, ¹³C, and ¹⁴C; O may be in any isotopic form, including ¹⁶O and ¹⁸O; and the like.

Unless otherwise specified, a reference to a particular compound includes all such isomeric forms, including mixtures (e.g., racemic mixtures) thereof. Methods for the preparation (e.g., asymmetric synthesis) and separation (e.g., fractional crystallisation and chromatographic means) of such isomeric forms are either known in the art or are readily obtained by adapting the methods taught herein, or known methods, in a known manner.

Salts

It may be convenient or desirable to prepare, purify, and/or handle a corresponding salt of the compound, for example, a pharmaceutically-acceptable salt. Examples of pharmaceutically acceptable salts are discussed in Berge *et al.*, 1977, "Pharmaceutically Acceptable Salts," *J. Pharm. Sci.*, Vol. 66, pp. 1-19.

For example, if the compound is anionic, or has a functional group which may be anionic (e.g., -COOH may be -COO⁻), then a salt may be formed with a suitable cation. Examples of suitable inorganic cations include, but are not limited to, alkali metal ions such as Na⁺ and K⁺, alkaline earth cations such as Ca²⁺ and Mg²⁺, and other cations such as Al³⁺. Examples of suitable organic cations include, but are not limited to, ammonium

- 61 -

ion (i.e., NH_4^+) and substituted ammonium ions (e.g., NH_3R^+ , NH_2R_2^+ , NHR_3^+ , NR_4^+).
Examples of some suitable substituted ammonium ions are those derived from:
ethylamine, diethylamine, dicyclohexylamine, triethylamine, butylamine, ethylenediamine,
ethanolamine, diethanolamine, piperazine, benzylamine, phenylbenzylamine, choline,
5 meglumine, and tromethamine, as well as amino acids, such as lysine and arginine. An
example of a common quaternary ammonium ion is $\text{N}(\text{CH}_3)_4^+$.

If the compound is cationic, or has a functional group which may be cationic (e.g., $-\text{NH}_2$
may be $-\text{NH}_3^+$), then a salt may be formed with a suitable anion. Examples of suitable
10 inorganic anions include, but are not limited to, those derived from the following inorganic
acids: hydrochloric, hydrobromic, hydroiodic, sulfuric, sulfurous, nitric, nitrous,
phosphoric, and phosphorous.

Examples of suitable organic anions include, but are not limited to, those derived from the
15 following organic acids: 2-acetoxybenzoic, acetic, ascorbic, aspartic, benzoic,
camphorsulfonic, cinnamic, citric, edetic, ethanedisulfonic, ethanesulfonic, fumaric,
gluccheptonic, gluconic, glutamic, glycolic, hydroxymaleic, hydroxynaphthalene carboxylic,
isethionic, lactic, lactobionic, lauric, maleic, malic, methanesulfonic, mucic, oleic, oxalic,
20 stearic, succinic, sulfanilic, tartaric, toluenesulfonic, and valeric. Examples of suitable
polymeric organic anions include, but are not limited to, those derived from the following
polymeric acids: tannic acid, carboxymethyl cellulose.

Unless otherwise specified, a reference to a particular compound also includes salt forms
25 thereof.

Solvates and Hydrates

It may be convenient or desirable to prepare, purify, and/or handle a corresponding
30 solvate of the compound. The term "solvate" is used herein in the conventional sense to
refer to a complex of solute (e.g., compound, salt of compound) and solvent. If the
solvent is water, the solvate may be conveniently referred to as a hydrate, for example, a
mono-hydrate, a di-hydrate, a tri-hydrate, etc.

35 Unless otherwise specified, a reference to a particular compound also includes solvate
and hydrate forms thereof.

Chemically Protected Forms

40 It may be convenient or desirable to prepare, purify, and/or handle the compound in a
chemically protected form. The term "chemically protected form" is used herein in the

- 62 -

conventional chemical sense and pertains to a compound in which one or more reactive functional groups are protected from undesirable chemical reactions under specified conditions (e.g., pH, temperature, radiation, solvent, and the like). In practice, well known chemical methods are employed to reversibly render unreactive a functional group, which otherwise would be reactive, under specified conditions. In a chemically protected form, one or more reactive functional groups are in the form of a protected or protecting group (also known as a masked or masking group or a blocked or blocking group). By protecting a reactive functional group, reactions involving other unprotected reactive functional groups can be performed, without affecting the protected group; the protecting group may be removed, usually in a subsequent step, without substantially affecting the remainder of the molecule. See, for example, Protective Groups in Organic Synthesis (T. Green and P. Wuts; 3rd Edition; John Wiley and Sons, 1999).

A wide variety of such "protecting," "blocking," or "masking" methods are widely used and well known in organic synthesis. For example, a compound which has two nonequivalent reactive functional groups, both of which would be reactive under specified conditions, may be derivatized to render one of the functional groups "protected," and therefore unreactive, under the specified conditions; so protected, the compound may be used as a reactant which has effectively only one reactive functional group. After the desired reaction (involving the other functional group) is complete, the protected group may be "deprotected" to return it to its original functionality.

For example, a hydroxy group may be protected as an ether (-OR) or an ester (-OC(=O)R), for example, as: a t-butyl ether; a benzyl, benzhydryl (diphenylmethyl), or trityl (triphenylmethyl) ether; a trimethylsilyl or t-butyldimethylsilyl ether; or an acetyl ester (-OC(=O)CH₃, -OAc).

For example, an aldehyde or ketone group may be protected as an acetal (R-CH(OR)₂) or ketal (R₂C(OR)₂), respectively, in which the carbonyl group (>C=O) is converted to a diether (>C(OR)₂), by reaction with, for example, a primary alcohol. The aldehyde or ketone group is readily regenerated by hydrolysis using a large excess of water in the presence of acid.

For example, an amine group may be protected, for example, as an amide (-NRCO-R) or a urethane (-NRCO-OR), for example, as: a methyl amide (-NHCO-CH₃); a benzyloxy amide (-NHCO-OCH₂C₆H₅, -NH-Cbz); as a t-butoxy amide (-NHCO-OC(CH₃)₃, -NH-Boc); a 2-biphenyl-2-propoxy amide (-NHCO-OC(CH₃)₂C₆H₄C₆H₅, -NH-Bpoc), as a 9-fluorenylmethoxy amide (-NH-Fmoc), as a 6-nitroveratryloxy amide (-NH-Nvoc), as a 2-trimethylsilylethyloxy amide (-NH-Teoc), as a 2,2,2-trichloroethyloxy amide (-NH-Troc), as an allyloxy amide (-NH-Alloc), as a 2(-phenylsulfonyl)ethyloxy amide (-NH-Psec); or, in suitable cases (e.g., cyclic amines), as a nitroxide radical (>N-O•).

- 63 -

For example, a carboxylic acid group may be protected as an ester for example, as: an C₁₋₇alkyl ester (e.g., a methyl ester; a t-butyl ester); a C₁₋₇haloalkyl ester (e.g., a C₁₋₇trihaloalkyl ester); a triC₁₋₇alkylsilyl-C₁₋₇alkyl ester; or a C₅₋₂₀aryl-C₁₋₇alkyl ester (e.g., a benzyl ester; a nitrobenzyl ester); or as an amide, for example, as a methyl amide.

For example, a thiol group may be protected as a thioether (-SR), for example, as: a benzyl thioether; an acetamidomethyl ether (-S-CH₂NHC(=O)CH₃).

10 Prodrugs

It may be convenient or desirable to prepare, purify, and/or handle the compound in the form of a prodrug. The term "prodrug," as used herein, pertains to a compound which, when metabolised (e.g., *in vivo*), yields the desired active compound. Typically, the prodrug is inactive, or less active than the desired active compound, but may provide advantageous handling, administration, or metabolic properties.

For example, some prodrugs are esters of the active compound (e.g., a physiologically acceptable metabolically labile ester). During metabolism, the ester group (-C(=O)OR) is cleaved to yield the active drug. Such esters may be formed by esterification, for example, of any of the carboxylic acid groups (-C(=O)OH) in the parent compound, with, where appropriate, prior protection of any other reactive groups present in the parent compound, followed by deprotection if required.

Also, some prodrugs are activated enzymatically to yield the active compound, or a compound which, upon further chemical reaction, yields the active compound (for example, as in ADEPT, GDEPT, LIDEPT, etc.). For example, the prodrug may be a sugar derivative or other glycoside conjugate, or may be an amino acid ester derivative.

30 Chemical Synthesis

Several methods for the chemical synthesis of PDP8 compounds of the present invention are described herein. These and/or other well known methods may be modified and/or adapted in known ways in order to facilitate the synthesis of additional compounds within the scope of the present invention.

Compositions

One aspect of the present invention pertains to a composition (e.g., a pharmaceutical composition) comprising a PDP8 compound, as described herein, and a pharmaceutically acceptable carrier, diluent, or excipient.

- 64 -

Another aspect of the present invention pertains to a method of preparing a composition (e.g., a pharmaceutical composition) comprising admixing a PDP8 compound, as described herein, and a pharmaceutically acceptable carrier, diluent, or excipient.

5

Uses

The compounds described herein are useful, for example, in the treatment of diseases and disorders that are ameliorated by the inhibition of RAF (e.g., B-RAF), such as, for example, proliferative disorders, cancer, etc.

10

Use in Methods of Inhibiting RAF (e.g., B-RAF)

One aspect of the present invention pertains to a method of inhibiting RAF (e.g., B-RAF) function, *in vitro* or *in vivo*, comprising contacting a RAF (e.g., B-RAF) with an effective amount of a PDP8 compound, as described herein.

15

One aspect of the present invention pertains to a method of inhibiting RAF (e.g., B-RAF) function in a cell, *in vitro* or *in vivo*, comprising contacting the cell with an effective amount of a PDP8 compound, as described herein.

20

In one embodiment, the method is performed *in vitro*.

In one embodiment, the method is performed *in vivo*.

One of ordinary skill in the art is readily able to determine whether or not, and/or the degree to which, a candidate compound inhibits RAF (e.g., B-RAF) function. Suitable assays for determining RAF (e.g., B-RAF) function inhibition are described herein and/or are known in the art.

25

B-RAF Assays:

30

B-raf kinase activity is measured using a 4-tiered cascade enzyme assay similar to that described by Marais R., *et al.*, 1997, J. Biol. Chem., Vol. 272, pp. 4378-4383. B-Raf containing the V600E mutation (Davies, H., *et al.*, 2002, Nature, Vol. 417, pp. 949-954) and an N-terminal MDRGSH6 tag is expressed in SF9 insect cells. Detergent soluble extracts from these cells are diluted 1:100 into an assay mixture containing GST-MEK-H6 (6.5 µg/ml) and GST-ERK-H6 (100 µg/ml) in a buffer containing 800µM ATP and appropriate concentrations of inhibitor or diluent as control. The mixture is incubated for up to 10 minutes at 30°C to activate the ERK in a B-Raf dependent manner within the cascade. The reaction is then stopped by addition of 20 mM EDTA. The extent of activation of the GST-ERK is then determined by adding a portion of this quenched

35

40

- 65 -

reaction mixture to a further reaction mixture containing MBP and 100 μM ATP/gamma [^{32}P]ATP. After 12 minutes' incubation at 30°C, the incorporation of [^{32}P] into the MBP substrate, as a measure of B-raf activity, is determined by precipitation with phosphoric acid and isolation by filtration on p81 phosphocellulose paper. The % inhibition of the B-raf kinase activity is calculated and plotted in order to determine the concentration of test compound required to inhibit 50% of the B-raf kinase activity (IC_{50}).

Alternatively, B-raf kinase activity is measured using a different 4-tiered cascade enzyme assay. B-Raf containing the V600E mutation (Davies, H., *et al.*, 2002, Nature, Vol. 417, pp. 949-954) and an N-terminal MDRGSH6 tag is expressed in SF9 insect cells. Detergent soluble extracts from these cells are diluted 1:250 into an assay mixture containing GST-MEK-H6 (25 $\mu\text{g}/\text{ml}$), GST-ERK-H6 (281.25 $\mu\text{g}/\text{ml}$) and MBP in a buffer containing appropriate concentrations of inhibitor or diluent as control. 0.03 μL (100 μM) ATP is added and the mixture is incubated for up to 10 minutes at 30°C to activate the ERK in a B-Raf dependent manner within the cascade. The extent of activation of the GST-ERK is then determined by adding 0.033 μL (100 μM) HOT $^{32}\text{P}\alpha$. After 10 minutes' incubation at 30°C, the reaction is stopped by isolation of a portion of the reaction mixture on p81 phosphocellulose paper and submersion of this paper in 0.4% orthophosphoric acid. Incorporation of [^{32}P] into the MBP substrate, as a measure of B-raf activity, is determined using a Packard Cernekov counter. The % inhibition of the B-raf kinase activity is calculated and plotted in order to determine the concentration of test compound required to inhibit 50% of the B-raf kinase activity (IC_{50}).

C-RAF Assay:

C-raf (human) is diluted to a 10x working stock in 50 mM Tris pH 7.5, 0.1 mM EGTA, 0.1 mM sodium vanadate, 0.1% β -mercaptoethanol, 1 mg/ml BSA. One unit equals the incorporation of 1 nmol of phosphate per minute into myelin basic protein per minute. In a final reaction volume of 25 μl , c-raf (5-10 mU) is incubated with 25 mM Tris pH 7.5, 0.02 mM EGTA, 0.66 mg/ml myelin basic protein, 10 mM MgAcetate, [γ - ^{33}P -ATP] (specific activity approx 500 cpm/pmol, concentration as required) and appropriate concentrations of inhibitor or diluent as control. The reaction is initiated by the addition of Mg^{2+} [γ - ^{33}P -ATP]. After incubation for 40 minutes at room temperature, the reaction is stopped by the addition of 5 μl of a 3% phosphoric acid solution. 10 μl of the reaction is spotted onto a P30 filtermat and washed 3 times for 5 minutes in 75 mM phosphoric acid and once in methanol prior to drying and counting to determine the C-raf activity. The % inhibition of the C-raf kinase activity is calculated and plotted in order to determine the concentration of test compound required to inhibit 50% of the C-raf kinase activity (IC_{50}).

- 66 -

Selectivity:

In one embodiment, the PDP8 compound selectively inhibits one RAF (e.g., B-RAF), over at least one other RAF (e.g., A-RAF and/or C-RAF).

5

For example, in one embodiment, the ratio of the IC₅₀ value for B-RAF to the IC₅₀ value for the other RAF (e.g., A-RAF and/or C-RAF) is at least 10, more preferably at least 100, most preferably at least 1000.

10 Use in Methods of Inhibiting Cell Proliferation, Etc.

The PDP8 compounds described herein, e.g., (a) regulate (e.g., inhibit) cell proliferation; (b) inhibit cell cycle progression; (c) promote apoptosis; or (d) a combination of one or more of these.

15

One aspect of the present invention pertains to a method of regulating (e.g., inhibiting) cell proliferation (e.g., proliferation of a cell), inhibiting cell cycle progression, promoting apoptosis, or a combination of one or more these, *in vitro* or *in vivo*, comprising contacting a cell with an effective amount of a PDP8 compound, as described herein.

20

In one embodiment, the method is a method of regulating (e.g., inhibiting) cell proliferation (e.g., proliferation of a cell), *in vitro* or *in vivo*, comprising contacting a cell with an effective amount of a PDP8 compound, as described herein.

25 In one embodiment, the method is performed *in vitro*.

In one embodiment, the method is performed *in vivo*.

In one embodiment, the PDP8 compound is provided in the form of a pharmaceutically acceptable composition.

30

Any type of cell may be treated, including but not limited to, lung, gastrointestinal (including, e.g., bowel, colon), breast (mammary), ovarian, prostate, liver (hepatic), kidney (renal), bladder, pancreas, brain, and skin.

35

One of ordinary skill in the art is readily able to determine whether or not a candidate compound regulates (e.g., inhibits) cell proliferation, etc. For example, assays which may conveniently be used to assess the activity offered by a particular compound are described herein.

40

For example, a sample of cells (e.g., from a tumour) may be grown *in vitro* and a compound brought into contact with said cells, and the effect of the compound on those

- 67 -

cells observed. As an example of "effect," the morphological status of the cells (e.g., alive or dead, etc.) may be determined. Where the compound is found to exert an influence on the cells, this may be used as a prognostic or diagnostic marker of the efficacy of the compound in methods of treating a patient carrying cells of the same cellular type.

5

Use in Methods of Therapy

Another aspect of the present invention pertains to a PDP8 compound, as described herein, for use in a method of treatment of the human or animal body by therapy.

10

Use in the Manufacture of Medicaments

Another aspect of the present invention pertains to use of a PDP8 compound, as described herein, in the manufacture of a medicament for use in treatment.

15

In one embodiment, the medicament comprises the PDP8 compound.

Methods of Treatment

20 Another aspect of the present invention pertains to a method of treatment comprising administering to a patient in need of treatment a therapeutically effective amount of a PDP8 compound, as described herein, preferably in the form of a pharmaceutical composition.

25 Conditions Treated - Conditions Ameliorated by the Inhibition of RAF

In one embodiment (e.g., of use in methods of therapy, of use in the manufacture of medicaments, of methods of treatment), the treatment is treatment of a disease or disorder that is characterised by the up-regulation and/or activation of RAF (e.g., B-RAF), and/or is ameliorated by the inhibition of RAF (e.g., B-RAF).

30

In one embodiment, the treatment is treatment of cancer that is characterised by the up-regulation and/or activation of RAF (e.g., B-RAF), and/or is ameliorated by the inhibition of RAF (e.g., B-RAF).

35

Conditions Treated - Conditions Ameliorated by the Inhibition of RTKs

In one embodiment (e.g., of use in methods of therapy, of use in the manufacture of medicaments, of methods of treatment), the treatment is treatment of a disease or disorder that is characterised by the up-regulation and/or activation of a receptor tyrosine kinase (RTK), and/or is ameliorated by the inhibition of a receptor tyrosine kinase (RTK).

40

- 68 -

Examples of RTKs include FGFR, Tie, VEGFR and/or Eph, for example, FGFR-1, FGFR-2, FGFR-3, Tie2, VEGFR-2 and/or EphB2.

5 In one embodiment, the treatment is treatment of cancer that is characterised by the up-regulation and/or activation of a receptor tyrosine kinase (RTK), and/or is ameliorated by the inhibition of a receptor tyrosine kinase (RTK).

Conditions Treated - Conditions characterised by Angiogenesis

10 In one embodiment (e.g., of use in methods of therapy, of use in the manufacture of medicaments, of methods of treatment), the treatment is treatment of a disease or disorder that is characterised by inappropriate, excessive, and/or undesirable angiogenesis (as "anti-angiogenesis agents"). Examples of such disorders are discussed herein.

15

Conditions Treated - Proliferative Disorders and Cancer

The PDP8 compounds are useful in the treatment of proliferative disorders (as "anti-proliferative agents"), cancer (as "anti-cancer agents"), etc.

20

In one embodiment (e.g., of use in methods of therapy, of use in the manufacture of medicaments, of methods of treatment), the treatment is treatment of a proliferative disorder.

25 The term "proliferative disorder," as used herein, pertains to an unwanted or uncontrolled cellular proliferation of excessive or abnormal cells which is undesired, such as, neoplastic or hyperplastic growth.

30 In one embodiment, the treatment is treatment of: a proliferative disorder characterised by benign, pre-malignant, or malignant cellular proliferation, including but not limited to, neoplasms, hyperplasias, and tumours (e.g., histiocytoma, glioma, astrocyoma, osteoma), cancers (see below), psoriasis, bone diseases, fibroproliferative disorders (e.g., of connective tissues), pulmonary fibrosis, atherosclerosis, smooth muscle cell proliferation in the blood vessels, such as stenosis or restenosis following angioplasty.

35

In one embodiment, the treatment is treatment of: cancer.

40 In one embodiment, the treatment is treatment of: lung cancer, small cell lung cancer, non-small cell lung cancer, gastrointestinal cancer, stomach cancer, bowel cancer, colon cancer, rectal cancer, colorectal cancer, thyroid cancer, breast cancer, ovarian cancer, endometrial cancer, prostate cancer, testicular cancer, liver cancer, kidney cancer, renal

- 69 -

cell carcinoma, bladder cancer, pancreatic cancer, brain cancer, glioma, sarcoma, osteosarcoma, bone cancer, skin cancer, squamous cancer, Kaposi's sarcoma, melanoma, malignant melanoma, lymphoma, or leukemia.

5 In one embodiment, the treatment is treatment of:

a carcinoma, for example a carcinoma of the bladder, breast, colon (e.g., colorectal carcinomas such as colon adenocarcinoma and colon adenoma), kidney, epidermal, liver, lung (e.g., adenocarcinoma, small cell lung cancer and non-small cell lung carcinomas), oesophagus, gall bladder, ovary, pancreas (e.g., exocrine pancreatic carcinoma), stomach, cervix, thyroid, prostate, skin (e.g., squamous cell carcinoma);

10

a hematopoietic tumour of lymphoid lineage, for example leukemia, acute lymphocytic leukemia, B-cell lymphoma, T-cell lymphoma, Hodgkin's lymphoma, non-Hodgkin's lymphoma, hairy cell lymphoma, or Burkett's lymphoma;

15

a hematopoietic tumor of myeloid lineage, for example acute and chronic myelogenous leukemias, myelodysplastic syndrome, or promyelocytic leukemia;

a tumour of mesenchymal origin, for example fibrosarcoma or habdomyosarcoma;

a tumor of the central or peripheral nervous system, for example astrocytoma, neuroblastoma, glioma or schwannoma;

20

melanoma; seminoma; teratocarcinoma; osteosarcoma; xenoderoma pigmentoum; keratoctanthoma; thyroid follicular cancer; or Kaposi's sarcoma.

In one embodiment, the treatment is treatment of solid tumour cancer.

In one embodiment, the treatment is treatment of melanoma or malignant melanoma.

25

In one embodiment, the treatment is treatment of colorectal cancer.

The anti-cancer effect may arise through one or more mechanisms, including but not limited to, the regulation of cell proliferation, the inhibition of cell cycle progression, the inhibition of angiogenesis (the formation of new blood vessels), the inhibition of metastasis (the spread of a tumour from its origin), the inhibition of invasion (the spread of tumour cells into neighbouring normal structures), or the promotion of apoptosis (programmed cell death). The PDP8 compounds of the present invention may be used in the treatment of the cancers described herein, independent of the mechanisms discussed herein.

35

Conditions Treated - Proliferative Disorders and Cancer Associated with RAF

Cancers with, for example, activating mutations of ras, raf and EGFR or over expression of ras, raf and EGFR including any of the isoforms thereof, may be particularly sensitive to inhibitors of RAF (e.g., B-RAF) activity. Patients with activating mutants of RAF

40

- 70 -

(e.g., B-RAF) may also find treatment with inhibitors of RAF (e.g., B-RAF) activity particularly beneficial. Cancers with other abnormalities leading to an upregulated raf-MEK-ERK pathway signal may also be particularly sensitive to treatment with inhibitors of RAF (e.g., B-RAF) activity. Examples of such abnormalities include
5 constitutive activation of a growth factor receptor; overexpression of one or more growth factor receptors; and overexpression of one or more growth factors.

In one embodiment (e.g., of use in methods of therapy, of use in the manufacture of medicaments, of methods of treatment), the treatment is treatment of a proliferative
10 disorder as described above, for example, cancer, that is characterised by:

- (a) activating mutants of ras or raf;
- (b) upregulation of ras or raf;
- (c) upregulated raf-MEK-ERK pathway signals;
- (d) upregulation of growth factor receptors, such as ERBB2 and EGFR.

15

In one embodiment, the proliferative disorder is characterised by cells which overexpress RAF (e.g., B-RAF) or express or overexpress mutant raf (e.g., B-RAF). In one embodiment, the proliferative disorder is characterised by cells which overexpress raf (e.g., B-RAF). In one embodiment, the proliferative disorder is characterised by cells
20 which express or overexpress mutant RAF (e.g., B-RAF). In one embodiment, the proliferative disorder is characterised by cells which overexpress RAF (e.g., B-RAF), or overexpress mutant RAF (e.g., B-RAF), as compared to corresponding normal cells. In one embodiment, the overexpression is by a factor of 1.5, 2, 3, 5, 10, or 20.

25 In one embodiment (e.g., of use in methods of therapy, of use in the manufacture of medicaments, of methods of treatment), the treatment is treatment of a disease or disorder associated with a mutated form of RAF (e.g., B-RAF), such as, for example, the mutations described in Wan, P., *et al.*, 2004, *Cell*, Vol. 116, pp. 855-867 and Stratton *et al.*, 2003, published international patent application publication number WO 03/056036.

30

Conditions Treated - Inflammation etc.

The PDP8 compounds are useful in the treatment of disorders associated with inflammation (as "anti-inflammation agents"), etc.

35

The function of inflammatory cells is controlled by many factors the effects of which are mediated by different signal transduction pathways. Although some key pro-inflammatory functions are mediated by p38 Map kinase (e.g., TNF release), others are mediated by other pathways. The raf-MEK-ERK pathway, in particular, is an important activating and
40 proliferative signal in many inflammatory cells. B and T lymphocytes, in particular, require activation of the raf-MEK-ERK pathway for clonal expansion and generation of

- 71 -

effector populations (see, e.g., Cantrell, D.A., 2003, Immunol Rev., Vol. 192, pp. 122-130; Genot, E. and Cantrell, D.A., 2000, Curr. Opin. Immunol., Vol. 12(3), pp. 289-294).

5 In one embodiment, the treatment is treatment of: inflammatory diseases, such as
rheumatoid arthritis, osteoarthritis, rheumatoid spondylitis, gouty arthritis, traumatic
arthritis, rubella arthritis, psoriatic arthritis, and other arthritic conditions; Alzheimer's
disease; toxic shock syndrome, the inflammatory reaction induced by endotoxin or
inflammatory bowel disease; tuberculosis; atherosclerosis; muscle degeneration; Reiter's
10 syndrome; gout; acute synovitis; sepsis; septic shock; endotoxic shock; gram negative
sepsis; adult respiratory distress syndrome; cerebral malaria; chronic pulmonary
inflammatory disease; silicosis; pulmonary sarcoisosis; bone resorption diseases;
reperfusion injury; graft versus host reaction; allograft rejections; fever and myalgias due
to infection, such as influenza, cachexia, in particular cachexia secondary to infection or
malignancy, cachexia secondary to acquired immune deficiency syndrome (AIDS); AIDS;
15 ARC (AIDS related complex); keloid formation; scar tissue formation; Crohn's disease;
ulcerative colitis; pyresis; chronic obstructive pulmonary disease (COPD); acute
respiratory distress syndrome (ARDS); asthma; pulmonary fibrosis; bacterial pneumonia.

20 In one preferred embodiment, the treatment is treatment of: arthritic conditions, including
rheumatoid arthritis and rheumatoid spondylitis; inflammatory bowel disease, including
Crohn's disease and ulcerative colitis; and chronic obstructive pulmonary disease
(COPD).

25 In one preferred embodiment, the treatment is treatment of: an inflammatory disorder
characterized by T-cell proliferation (T-cell activation and growth), for example, tissue
graft rejection, endotoxin shock, and glomerular nephritis.

Screening

30 Prior to treatment, a patient may be screened to determine whether a disease or disorder
from which the patient is or may be suffering is one which would be susceptible to
treatment with a compound that inhibits RAF (e.g., B-RAF) activity or has activity against
an RTK (e.g., FGFR-1, FGFR-2, FGFR-3, VEGFR-2, Tie2, EphB2).

35 For example, a biological sample taken from a patient may be analysed to determine
whether a disease or disorder, such as cancer, that the patient is or may be suffering
from is one which is characterised by elevated expression or activation of RAF (e.g.,
B-RAF), or an RTK (e.g., FGFR-1, FGFR-2, FGFR-3, VEGFR-2, Tie2, EphB2), or is the
result of an activating mutation. Thus, the patient may be subjected to a diagnostic test to
40 detect a marker characteristic of over-expression or activation of RAF (e.g., B-RAF) or an
RTK (e.g., FGFR-1, FGFR-2, FGFR-3, VEGFR-2, Tie2, EphB2), or a mutation thereof.

- 72 -

As used herein, the term "marker" includes genetic markers (including, e.g., the measurement of DNA composition to identify mutations of raf, ras, MEK, ERK or a growth factor such as ERBB2 or EGFR) and markers which are characteristic of upregulation of raf, ras, MEK, ERK, growth factors receptors such as ERBB2 or EGFR including enzyme activity, enzyme levels, enzyme state (e.g. phosphorylated or not) and mRNA levels of the aforementioned proteins. Methods for identification and analysis of mutations are well known. See, for example, Anticancer Research, 1999, Vol. 19(4A), pp. 2481-2483; Clin. Chem., 2002, Vol. 48, p. 428; Cancer Research, 2003, Vol. 63(14), pp. 3955-3957.

The term "marker" further includes genetic markers including, for example, the measurement of DNA composition to identify mutations of RTKs, e.g., FGFR-1, FGFR-2, FGFR-3, VEGFR-2, Tie2, and EphB2. The term "marker" also includes markers that are characteristic of up-regulation of RTKs, including enzyme activity, enzyme levels, enzyme state (e.g., phosphorylated or not) and mRNA levels of the aforementioned proteins.

Upregulation includes elevated expression or over expression, including gene amplification (i.e., multiple gene copies), increased expression by a transcriptional effect, hyperactivity, and activation, including activation by mutations.

Other tumours that have an upregulated raf-MEK-ERK pathway signal may also be particularly sensitive to inhibitors of RAF (e.g., B-RAF) activity. A number of assays exist which can identify tumours that exhibit upregulation in the raf-MEK-ERK pathway, including the commercially available MEK1/2 (MAPK Kinase) assay from Chemicon International. Upregulation can result from over expression or activation of growth factor receptors such as ERBB2 and EGFR, or mutant ras or raf proteins.

Typical methods for screening for over expression, upregulation or mutants include, but are not limited to, standard methods such as reverse-transcriptase polymerase chain reaction (RT-PCR) or in-situ hybridisation.

In screening by RT-PCR, the level of mRNA for the aforementioned proteins in the tumour is assessed by creating a cDNA copy of the mRNA followed by amplification of the cDNA by PCR. Methods of PCR amplification, the selection of primers, and conditions for amplification, are known to a person skilled in the art. Nucleic acid manipulations and PCR are carried out by standard methods, as described, for example, in Ausubel, F.M. *et al.*, eds., Current Protocols in Molecular Biology, 2004 (John Wiley & Sons Inc.); Innis, M.A. *et al.*, eds., PCR Protocols: A Guide to Methods and Applications, 1990 (Academic Press). Reactions and manipulations involving nucleic acid techniques are also described in Sambrook *et al.*, Molecular Cloning: A Laboratory Manual, 3rd edition, 2001 (Cold Spring Harbor Laboratory Press). Alternatively, a commercially

- 73 -

available kit for RT-PCR (e.g., Roche Molecular Biochemicals) may be used, or methodology as set forth in United States patents 4,666,828; 4,683,202; 4,801,531; 5,192,659, 5,272,057, 5,882,864, and 6,218,529.

5 An example of an in-situ hybridisation technique would be fluorescence in situ hybridisation (FISH) (see, e.g., Angerer, 1987, Meth. Enzymol., Vol. 152, p. 649). Generally, in situ hybridization comprises the following major steps: (1) fixation of tissue to be analyzed; (2) prehybridization treatment of the sample to increase accessibility of target nucleic acid, and to reduce nonspecific binding; (3) hybridization of the mixture of
10 nucleic acids to the nucleic acid in the biological structure or tissue; (4) post-hybridization washes to remove nucleic acid fragments not bound in the hybridization, and (5) detection of the hybridized nucleic acid fragments. The probes used in such applications are typically labeled, for example, with radioisotopes or fluorescent reporters. Preferred probes are sufficiently long, for example, from about 50, 100, or 200
15 nucleotides to about 1000 or more nucleotides, in order to enable specific hybridization with the target nucleic acid(s) under stringent conditions. Standard methods for carrying out FISH are described, for example, in Ausubel, F.M. *et al.*, eds., Current Protocols in Molecular Biology, 2004 (John Wiley & Sons Inc.); Bartlett, John M. S., "Fluorescence In Situ Hybridization: Technical Overview," in: Molecular Diagnosis of Cancer, Methods and
20 Protocols, 2nd ed. (Series: Methods in Molecular Medicine), March 2004, pp. 77-88 (ISBN: 1-59259-760-2).

Alternatively, the protein products expressed from the mRNAs may be assayed by immunohistochemistry of tumour sections, solid phase immunoassay with microtiter
25 plates, Western blotting, 2-dimensional SDS-polyacrylamide gel electrophoresis, ELISA, and other methods known in the art for detection of specific proteins. Detection methods would include the use of site specific antibodies, such as, phospho raf, phospho ERK, phospho MEK, or phosphotyrosine. In addition to tumour biopsies, other samples which could be utilised include pleural fluid, peritoneal fluid, urine, stool biopsies, sputum, blood
30 (isolation and enrichment of shed tumour cells).

In addition, mutant forms of raf, EGFR or ras can be identified by direct sequencing of, for example, tumour biopsies using PCR and methods to sequence PCR products directly, for example, using methods as described herein. These and other well-known
35 techniques for detection of the over expression, activation, or mutations may be used.

Also, abnormal levels of proteins such as raf, ras and EGFR can be measured using standard enzyme assays, for example for raf those assays described herein.

40 Alternative methods for the measurement of the over expression or activation of FGFR, Tie, VEGFR or Eph kinases, in particular VEGFR including the isoforms thereof, include

- 74 -

the measurement of microvessel density. This can be measured, for example, using methods described by Orre and Rogers, 1999, Int. J. Cancer, Vol. 84(2), pp. 101-108. Assay methods also include the use of markers; for example, in the case of VEGFR, markers include CD31, CD34 and CD105 (Mineo *et al.*, 2004, J. Clin. Pathol., Vol. 57(6), pp. 591-597).

Treatment

The term "treatment," as used herein in the context of treating a disease or disorder, pertains generally to treatment and therapy, whether of a human or an animal (e.g., in veterinary applications), in which some desired therapeutic effect is achieved, for example, the inhibition of the progress of the disease or disorder, and includes a reduction in the rate of progress, a halt in the rate of progress, alleviation of symptoms of the disease or disorder, amelioration of the disease or disorder, and cure of the disease or disorder. Treatment as a prophylactic measure (i.e., prophylaxis) is also included. For example, use with patients who have not yet developed the disease or disorder, but who are at risk of developing the disease or disorder, is encompassed by the term "treatment."

For example, treatment includes the prophylaxis of cancer, reducing the incidence of cancer, alleviating the symptoms of cancer, etc.

The term "therapeutically-effective amount," as used herein, pertains to that amount of a compound, or a material, composition or dosage form comprising a compound, which is effective for producing some desired therapeutic effect, commensurate with a reasonable benefit/risk ratio, when administered in accordance with a desired treatment regimen.

Combination Therapies

The term "treatment" includes combination treatments and therapies, in which two or more treatments or therapies are combined, for example, sequentially or simultaneously. For example, the compounds described herein may also be used in combination therapies, e.g., in conjunction with other agents, for example, cytotoxic agents, anticancer agents, etc. Examples of treatments and therapies include, but are not limited to, chemotherapy (the administration of active agents, including, e.g., drugs, antibodies (e.g., as in immunotherapy), prodrugs (e.g., as in photodynamic therapy, GDEPT, ADEPT, etc.); surgery; radiation therapy; photodynamic therapy; gene therapy; and controlled diets.

For example, it may be beneficial to combine treatment with a compound as described herein with one or more other (e.g., 1, 2, 3, 4) agents or therapies that regulates cell

- 75 -

growth or survival or differentiation via a different mechanism, thus treating several characteristic features of cancer development.

5 One aspect of the present invention pertains to a compound as described herein, in combination with one or more additional therapeutic agents, as described below.

Examples of additional therapeutic agents that may be administered together (whether concurrently or at different time intervals) with the compounds described herein include:

- 10 (a) topoisomerase I inhibitors;
- (b) antimetabolites;
- (c) tubulin targeting agents;
- (d) DNA binder and topoisomerase II inhibitors;
- (e) alkylating agents;
- (f) monoclonal antibodies;
- 15 (g) anti-hormones;
- (h) signal transduction inhibitors;
- (i) proteasome inhibitors;
- (j) DNA methyl transferases;
- (k) cytokines and retinoids.

20

The particular combination would be at the discretion of the physician who would select dosages using his common general knowledge and dosing regimens known to a skilled practitioner.

25

The agents (i.e., the compound described herein, plus one or more other agents) may be administered simultaneously or sequentially, and may be administered in individually varying dose schedules and via different routes. For example, when administered sequentially, the agents can be administered at closely spaced intervals (e.g., over a period of 5-10 minutes) or at longer intervals (e.g., 1, 2, 3, 4 or more hours apart, or even
30 longer periods apart where required), the precise dosage regimen being commensurate with the properties of the therapeutic agent(s).

30

The agents (i.e., the compound described here, plus one or more other agents) may be formulated together in a single dosage form, or alternatively, the individual agents may be
35 formulated separately and presented together in the form of a kit, optionally with instructions for their use.

35

Other Uses

40

The PDP8 compounds described herein may also be used as cell culture additives to inhibit RAF (e.g., B-RAF) function, e.g., to inhibit cell proliferation, etc.

- 76 -

The PDP8 compounds described herein may also be used as part of an *in vitro* assay, for example, in order to determine whether a candidate host is likely to benefit from treatment with the compound in question.

5

The PDP8 compounds described herein may also be used as a standard, for example, in an assay, in order to identify other compounds, other RAF (e.g., B-RAF) function inhibitors, other anti-proliferative agents, other anti-cancer agents, etc.

10 Kits

One aspect of the invention pertains to a kit comprising (a) a PDP8 compound as described herein, or a composition comprising a PDP8 compound as described herein, e.g., preferably provided in a suitable container and/or with suitable packaging; and
15 (b) instructions for use, e.g., written instructions on how to administer the compound or composition.

The written instructions may also include a list of indications for which the active ingredient is a suitable treatment.

20

Routes of Administration

The PDP8 compound or pharmaceutical composition comprising the PDP8 compound may be administered to a subject by any convenient route of administration, whether
25 systemically/peripherally or topically (i.e., at the site of desired action).

Routes of administration include, but are not limited to, oral (e.g., by ingestion); buccal; sublingual; transdermal (including, e.g., by a patch, plaster, etc.); transmucosal (including, e.g., by a patch, plaster, etc.); intranasal (e.g., by nasal spray); ocular (e.g., by eyedrops);
30 pulmonary (e.g., by inhalation or insufflation therapy using, e.g., via an aerosol, e.g., through the mouth or nose); rectal (e.g., by suppository or enema); vaginal (e.g., by pessary); parenteral, for example, by injection, including subcutaneous, intradermal, intramuscular, intravenous, intraarterial, intracardiac, intrathecal, intraspinal, intracapsular, subcapsular, intraorbital, intraperitoneal, intratracheal, subcuticular,
35 intraarticular, subarachnoid, and intrasternal; by implant of a depot or reservoir, for example, subcutaneously or intramuscularly.

The Subject/Patient

40 The subject/patient may be a chordate, a vertebrate, a mammal, a placental mammal, a marsupial (e.g., kangaroo, wombat), a rodent (e.g., a guinea pig, a hamster, a rat, a

- 77 -

5 mouse), murine (e.g., a mouse), a lagomorph (e.g., a rabbit), avian (e.g., a bird), canine (e.g., a dog), feline (e.g., a cat), equine (e.g., a horse), porcine (e.g., a pig), ovine (e.g., a sheep), bovine (e.g., a cow), a primate, simian (e.g., a monkey or ape), a monkey (e.g., marmoset, baboon), an ape (e.g., gorilla, chimpanzee, orangutang, gibbon), or a human.

Furthermore, the subject/patient may be any of its forms of development, for example, a foetus.

10 In one preferred embodiment, the subject/patient is a human.

Formulations

15 While it is possible for the PDP8 compound to be administered alone, it is preferable to present it as a pharmaceutical formulation (e.g., composition, preparation, medicament) comprising at least one PDP8 compound, as described herein, together with one or more other pharmaceutically acceptable ingredients well known to those skilled in the art, including, but not limited to, pharmaceutically acceptable carriers, diluents, excipients, adjuvants, fillers, buffers, preservatives, anti-oxidants, lubricants, stabilisers, solubilisers, 20 surfactants (e.g., wetting agents), masking agents, colouring agents, flavouring agents, and sweetening agents. The formulation may further comprise other active agents, for example, other therapeutic or prophylactic agents.

25 Thus, the present invention further provides pharmaceutical compositions, as defined above, and methods of making a pharmaceutical composition comprising admixing at least one PDP8 compound, as described herein, together with one or more other pharmaceutically acceptable ingredients well known to those skilled in the art, e.g., carriers, diluents, excipients, etc. If formulated as discrete units (e.g., tablets, etc.), each unit contains a predetermined amount (dosage) of the compound.

30 The term "pharmaceutically acceptable," as used herein, pertains to compounds, ingredients, materials, compositions, dosage forms, etc., which are, within the scope of sound medical judgment, suitable for use in contact with the tissues of the subject in question (e.g., human) without excessive toxicity, irritation, allergic response, or other 35 problem or complication, commensurate with a reasonable benefit/risk ratio. Each carrier, diluent, excipient, etc. must also be "acceptable" in the sense of being compatible with the other ingredients of the formulation.

40 Suitable carriers, diluents, excipients, etc. can be found in standard pharmaceutical texts, for example, Remington's Pharmaceutical Sciences, 18th edition, Mack Publishing

- 78 -

Company, Easton, Pa., 1990; and Handbook of Pharmaceutical Excipients, 5th edition, 2005.

The formulations may be prepared by any methods well known in the art of pharmacy.

5 Such methods include the step of bringing into association the compound with a carrier which constitutes one or more accessory ingredients. In general, the formulations are prepared by uniformly and intimately bringing into association the compound with carriers (e.g., liquid carriers, finely divided solid carrier, etc.), and then shaping the product, if necessary.

10

The formulation may be prepared to provide for rapid or slow release; immediate, delayed, timed, or sustained release; or a combination thereof.

15 Formulations may suitably be in the form of liquids, solutions (e.g., aqueous, non-aqueous), suspensions (e.g., aqueous, non-aqueous), emulsions (e.g., oil-in-water, water-in-oil), elixirs, syrups, electuaries, mouthwashes, drops, tablets (including, e.g., coated tablets), granules, powders, lozenges, pastilles, capsules (including, e.g., hard and soft gelatin capsules), cachets, pills, ampoules, boluses, suppositories, pessaries, tinctures, gels, pastes, ointments, creams, lotions, oils, foams, sprays, mists, or aerosols.

20

Formulations may suitably be provided as a patch, adhesive plaster, bandage, dressing, or the like which is impregnated with one or more compounds and optionally one or more other pharmaceutically acceptable ingredients, including, for example, penetration, permeation, and absorption enhancers. Formulations may also suitably be provided in
25 the form of a depot or reservoir.

25

The compound may be dissolved in, suspended in, or admixed with one or more other pharmaceutically acceptable ingredients. The compound may be presented in a liposome or other microparticulate which is designed to target the compound, for
30 example, to blood components or one or more organs.

30

Formulations suitable for oral administration (e.g., by ingestion) include liquids, solutions (e.g., aqueous, non-aqueous), suspensions (e.g., aqueous, non-aqueous), emulsions (e.g., oil-in-water, water-in-oil), elixirs, syrups, electuaries, tablets, granules, powders,
35 capsules, cachets, pills, ampoules, boluses.

35

Formulations suitable for buccal administration include mouthwashes, lozenges, pastilles, as well as patches, adhesive plasters, depots, and reservoirs. Lozenges typically comprise the compound in a flavored basis, usually sucrose and acacia or tragacanth.

40

Pastilles typically comprise the compound in an inert matrix, such as gelatin and glycerin,

- 79 -

or sucrose and acacia. Mouthwashes typically comprise the compound in a suitable liquid carrier.

5 Formulations suitable for sublingual administration include tablets, lozenges, pastilles, capsules, and pills.

10 Formulations suitable for oral transmucosal administration include liquids, solutions (e.g., aqueous, non-aqueous), suspensions (e.g., aqueous, non-aqueous), emulsions (e.g., oil-in-water, water-in-oil), mouthwashes, lozenges, pastilles, as well as patches, adhesive plasters, depots, and reservoirs.

15 Formulations suitable for non-oral transmucosal administration include liquids, solutions (e.g., aqueous, non-aqueous), suspensions (e.g., aqueous, non-aqueous), emulsions (e.g., oil-in-water, water-in-oil), suppositories, pessaries, gels, pastes, ointments, creams, lotions, oils, as well as patches, adhesive plasters, depots, and reservoirs.

20 Formulations suitable for transdermal administration include gels, pastes, ointments, creams, lotions, and oils, as well as patches, adhesive plasters, bandages, dressings, depots, and reservoirs.

25 Tablets may be made by conventional means, e.g., compression or moulding, optionally with one or more accessory ingredients. Compressed tablets may be prepared by compressing in a suitable machine the compound in a free-flowing form such as a powder or granules, optionally mixed with one or more binders (e.g., povidone, gelatin, acacia, sorbitol, tragacanth, hydroxypropylmethyl cellulose); fillers or diluents (e.g., lactose, microcrystalline cellulose, calcium hydrogen phosphate); lubricants (e.g., magnesium stearate, talc, silica); disintegrants (e.g., sodium starch glycolate, cross-linked povidone, cross-linked sodium carboxymethyl cellulose); surface-active or dispersing or wetting agents (e.g., sodium lauryl sulfate); preservatives (e.g., methyl p-hydroxybenzoate, propyl p-hydroxybenzoate, sorbic acid); flavours, flavour enhancing agents, and sweeteners.

30 Moulded tablets may be made by moulding in a suitable machine a mixture of the powdered compound moistened with an inert liquid diluent. The tablets may optionally be coated or scored and may be formulated so as to provide slow or controlled release of the compound therein using, for example, hydroxypropylmethyl cellulose in varying

35 proportions to provide the desired release profile. Tablets may optionally be provided with a coating, for example, to affect release, for example an enteric coating, to provide release in parts of the gut other than the stomach.

40 Ointments are typically prepared from the compound and a paraffinic or a water-miscible ointment base.

- 80 -

5 Creams are typically prepared from the compound and an oil-in-water cream base. If desired, the aqueous phase of the cream base may include, for example, at least about 30% w/w of a polyhydric alcohol, i.e., an alcohol having two or more hydroxyl groups such as propylene glycol, butane-1,3-diol, mannitol, sorbitol, glycerol and polyethylene glycol and mixtures thereof. The topical formulations may desirably include a compound which enhances absorption or penetration of the compound through the skin or other affected areas. Examples of such dermal penetration enhancers include dimethylsulfoxide and related analogues.

10 Emulsions are typically prepared from the compound and an oily phase, which may optionally comprise merely an emulsifier (otherwise known as an emulgent), or it may comprises a mixture of at least one emulsifier with a fat or an oil or with both a fat and an oil. Preferably, a hydrophilic emulsifier is included together with a lipophilic emulsifier which acts as a stabiliser. It is also preferred to include both an oil and a fat. Together,
15 the emulsifier(s) with or without stabiliser(s) make up the so-called emulsifying wax, and the wax together with the oil and/or fat make up the so-called emulsifying ointment base which forms the oily dispersed phase of the cream formulations.

20 Suitable emulgents and emulsion stabilisers include Tween 60, Span 80, cetostearyl alcohol, myristyl alcohol, glyceryl monostearate and sodium lauryl sulfate. The choice of suitable oils or fats for the formulation is based on achieving the desired cosmetic properties, since the solubility of the compound in most oils likely to be used in pharmaceutical emulsion formulations may be very low. Thus the cream should preferably be a non-greasy, non-staining and washable product with suitable consistency
25 to avoid leakage from tubes or other containers. Straight or branched chain, mono- or dibasic alkyl esters such as di-isoadipate, isocetyl stearate, propylene glycol diester of coconut fatty acids, isopropyl myristate, decyl oleate, isopropyl palmitate, butyl stearate, 2-ethylhexyl palmitate or a blend of branched chain esters known as Crodamol CAP may be used, the last three being preferred esters. These may be used alone or in
30 combination depending on the properties required. Alternatively, high melting point lipids such as white soft paraffin and/or liquid paraffin or other mineral oils can be used.

35 Formulations suitable for intranasal administration, where the carrier is a liquid, include, for example, nasal spray, nasal drops, or by aerosol administration by nebuliser, include aqueous or oily solutions of the compound.

40 Formulations suitable for intranasal administration, where the carrier is a solid, include, for example, those presented as a coarse powder having a particle size, for example, in the range of about 20 to about 500 microns which is administered in the manner in which snuff is taken, i.e., by rapid inhalation through the nasal passage from a container of the powder held close up to the nose.

- 81 -

Formulations suitable for pulmonary administration (e.g., by inhalation or insufflation therapy) include those presented as an aerosol spray from a pressurised pack, with the use of a suitable propellant, such as dichlorodifluoromethane, trichlorofluoromethane, dichloro-tetrafluoroethane, carbon dioxide, or other suitable gases.

Formulations suitable for ocular administration include eye drops wherein the compound is dissolved or suspended in a suitable carrier, especially an aqueous solvent for the compound.

Formulations suitable for rectal administration may be presented as a suppository with a suitable base comprising, for example, natural or hardened oils, waxes, fats, semi-liquid or liquid polyols, for example, cocoa butter or a salicylate; or as a solution or suspension for treatment by enema.

Formulations suitable for vaginal administration may be presented as pessaries, tampons, creams, gels, pastes, foams or spray formulations containing in addition to the compound, such carriers as are known in the art to be appropriate.

Formulations suitable for parenteral administration (e.g., by injection), include aqueous or non-aqueous, isotonic, pyrogen-free, sterile liquids (e.g., solutions, suspensions), in which the compound is dissolved, suspended, or otherwise provided (e.g., in a liposome or other microparticulate). Such liquids may additionally contain other pharmaceutically acceptable ingredients, such as anti-oxidants, buffers, preservatives, stabilisers, bacteriostats, suspending agents, thickening agents, and solutes which render the formulation isotonic with the blood (or other relevant bodily fluid) of the intended recipient. Examples of excipients include, for example, water, alcohols, polyols, glycerol, vegetable oils, and the like. Examples of suitable isotonic carriers for use in such formulations include Sodium Chloride Injection, Ringer's Solution, or Lactated Ringer's Injection.

Typically, the concentration of the compound in the liquid is from about 1 ng/ml to about 10 µg/ml, for example from about 10 ng/ml to about 1 µg/ml. The formulations may be presented in unit-dose or multi-dose sealed containers, for example, ampoules and vials, and may be stored in a freeze-dried (lyophilised) condition requiring only the addition of the sterile liquid carrier, for example water for injections, immediately prior to use.

Extemporaneous injection solutions and suspensions may be prepared from sterile powders, granules, and tablets.

Dosage

It will be appreciated by one of skill in the art that appropriate dosages of the PDP8 compounds, and compositions comprising the PDP8 compounds, can vary from patient to

- 82 -

patient. Determining the optimal dosage will generally involve the balancing of the level of therapeutic benefit against any risk or deleterious side effects. The selected dosage level will depend on a variety of factors including, but not limited to, the activity of the particular PDP8 compound, the route of administration, the time of administration, the rate of excretion of the PDP8 compound, the duration of the treatment, other drugs, compounds, and/or materials used in combination, the severity of the disease or disorder, and the species, sex, age, weight, condition, general health, and prior medical history of the patient. The amount of PDP8 compound and route of administration will ultimately be at the discretion of the physician, veterinarian, or clinician, although generally the dosage will be selected to achieve local concentrations at the site of action which achieve the desired effect without causing substantial harmful or deleterious side-effects.

Administration can be effected in one dose, continuously or intermittently (e.g., in divided doses at appropriate intervals) throughout the course of treatment. Methods of determining the most effective means and dosage of administration are well known to those of skill in the art and will vary with the formulation used for therapy, the purpose of the therapy, the target cell(s) being treated, and the subject being treated. Single or multiple administrations can be carried out with the dose level and pattern being selected by the treating physician, veterinarian, or clinician.

In general, a suitable dose of the PDP8 compound is in the range of about 10 μ g to about 250 mg (more typically about 100 μ g to about 25 mg) per kilogram body weight of the subject per day. Where the compound is a salt, an ester, an amide, a prodrug, or the like, the amount administered is calculated on the basis of the parent compound and so the actual weight to be used is increased proportionately.

EXAMPLES

The following examples are provided solely to illustrate the present invention and are not intended to limit the scope of the invention, as described herein.

Chemical Synthesis

Several methods for the chemical synthesis of compounds of the present invention are described herein. These and/or other well known methods may be modified and/or adapted in known ways in order to facilitate the synthesis of additional compounds within the scope of the present invention.

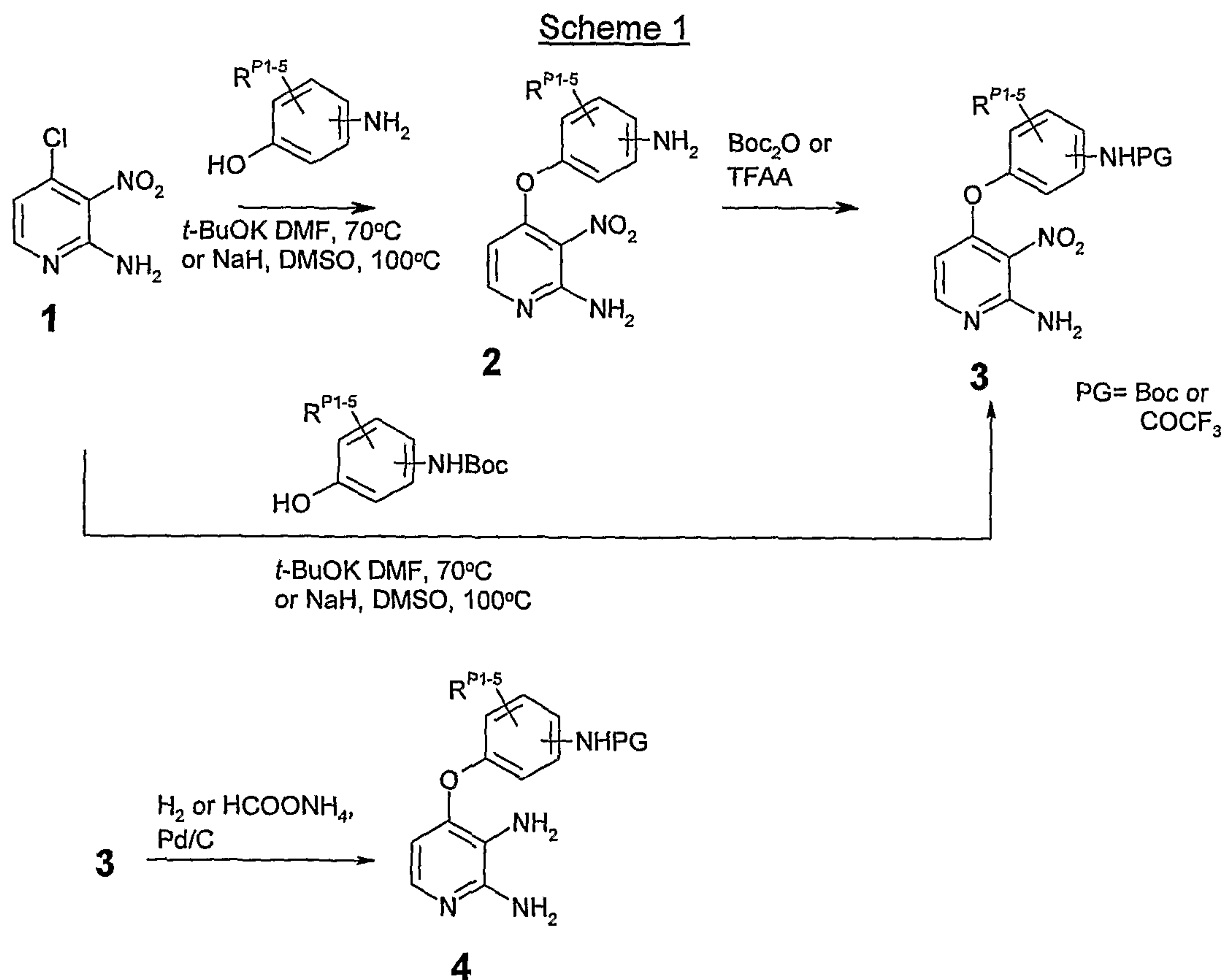
Descriptions of general laboratory methods and procedures, useful for the preparation of the compounds described herein, are provided in Vogel's Textbook of Practical Organic

- 83 -

Chemistry, 5th Edition, 1989, (Editors: Furniss, B. S., Hannaford, A. J., Smith, P. W. G., Tatchell, A. R.) (published by Longmann, UK).

5 Methods for the synthesis of pyridine compounds in particular are described in Heterocyclic Chemistry, 3rd Edition, 1998, Joule, J.A, Mills, R. and Smith, G.F. (published by Chapman & Hall, UK).

10 Many of the compounds described herein can be prepared via a key intermediate (2), conveniently substituted on the aromatic ring. This intermediate can be prepared from commercially available starting material, 4-chloro-3-nitro-pyridin-2-amine, (1), and substituted amino-phenols. Compounds 2 are then protected selectively at the amino group, for example as a Boc carbamate or trifluoroacetamide, to afford intermediates, (3).
 15 The intermediates, (3), can also be obtained directly from 4-chloro-3-nitro-pyridin-2-amine, (1), and N-Boc-protected amino-phenols. The nitro group of the protected intermediate, (3), may be reduced to an amino group with Pd/C and ammonium formate or hydrogen, to another key diamino intermediate (4). An example of such a method is illustrated in the following Scheme 1.



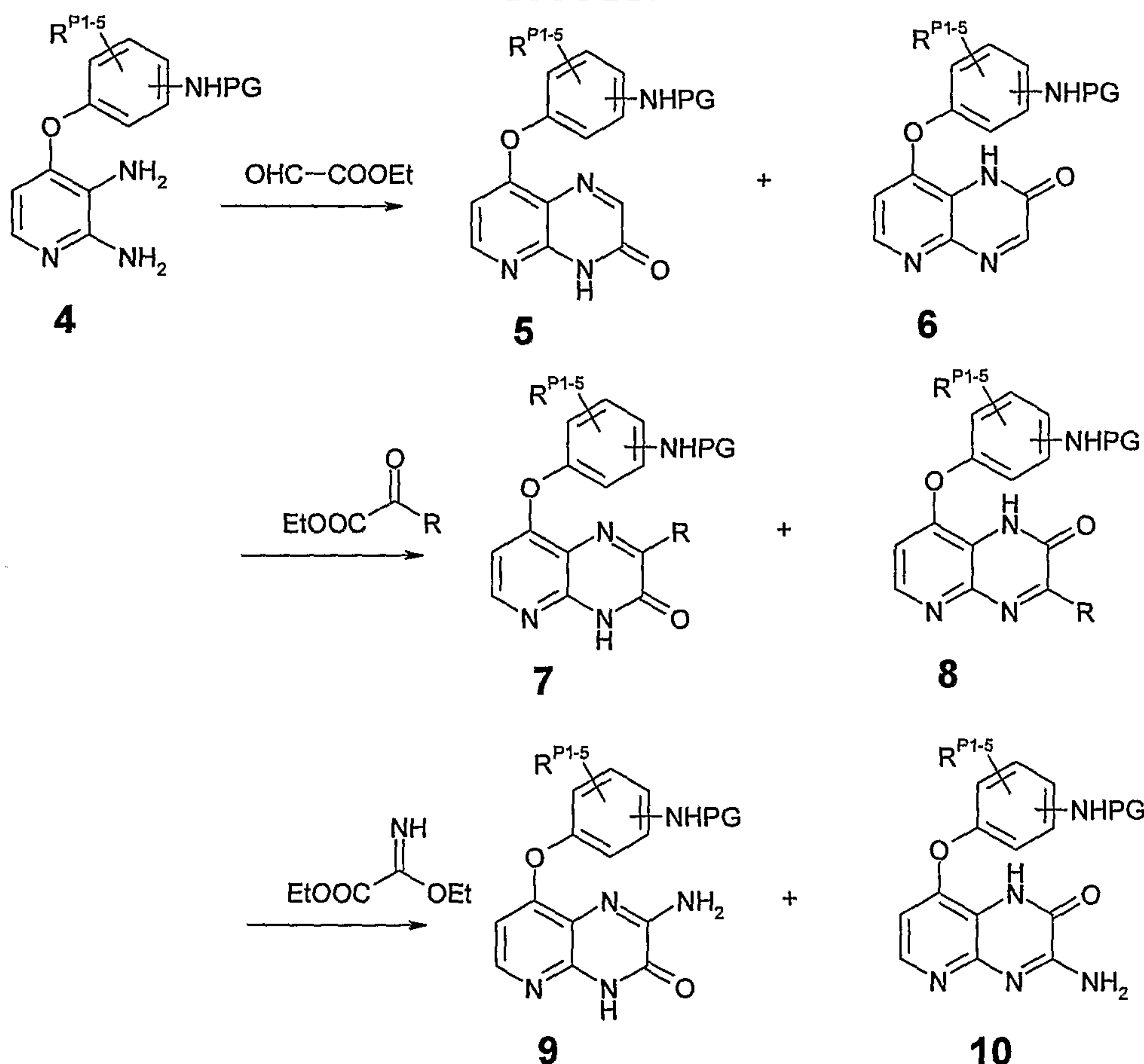
20

Note that compounds with substituted or unsubstituted phenyl groups have been synthesised and are described herein. The following Schemes are illustrated using

unsubstituted phenyl or specifically substituted phenyl, but it should be understood that these methods are also suitable for the preparation of compounds with substituted (or differently substituted) phenyl rings.

- 5 Pyridopyrazinones can be obtained from intermediate **4** by reaction with ethyl glyoxylate, ethyl pyruvate or similar α -ketoesters. Both isomers **5** and **6** can be obtained from the reaction of **4** with ethyl glyoxalate. Similarly, two isomers (**7** and **8**) can be obtained from the reaction of **4** with ethyl pyruvate (R = -Me), ethyltrifluoropyruvate (R = -CF₃), ethyl 3-bromo-2-oxopropanoate (R = -CH₂Br), or other optionally substituted alkyl 2-oxo esters.
- 10 Amino-pyridopyrazinones **9** and **10** can be obtained from intermediate **4** by reaction with ethyl 2-ethoxy-2-iminoacetate. The ratio of the two isomers can be influenced by the choice of solvents, so that one is obtained preferentially (Scheme 2).

Scheme 2



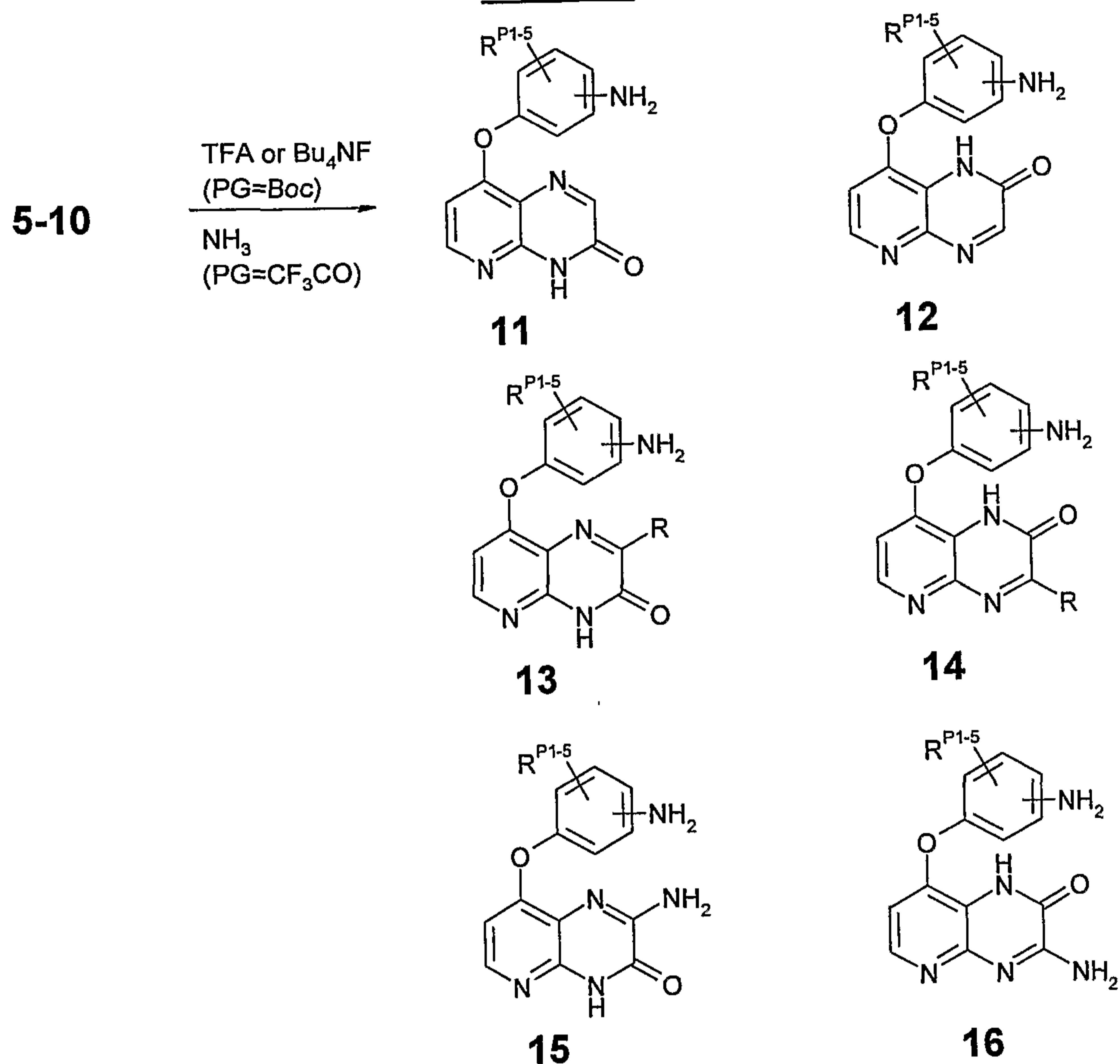
15

Deprotection of the protecting group (PG) with TFA or tetrabutyl ammonium fluoride (for Boc protecting group) or ammonia (for trifluoroacetamide) produces the common intermediates **11-16** (Scheme 3).

20

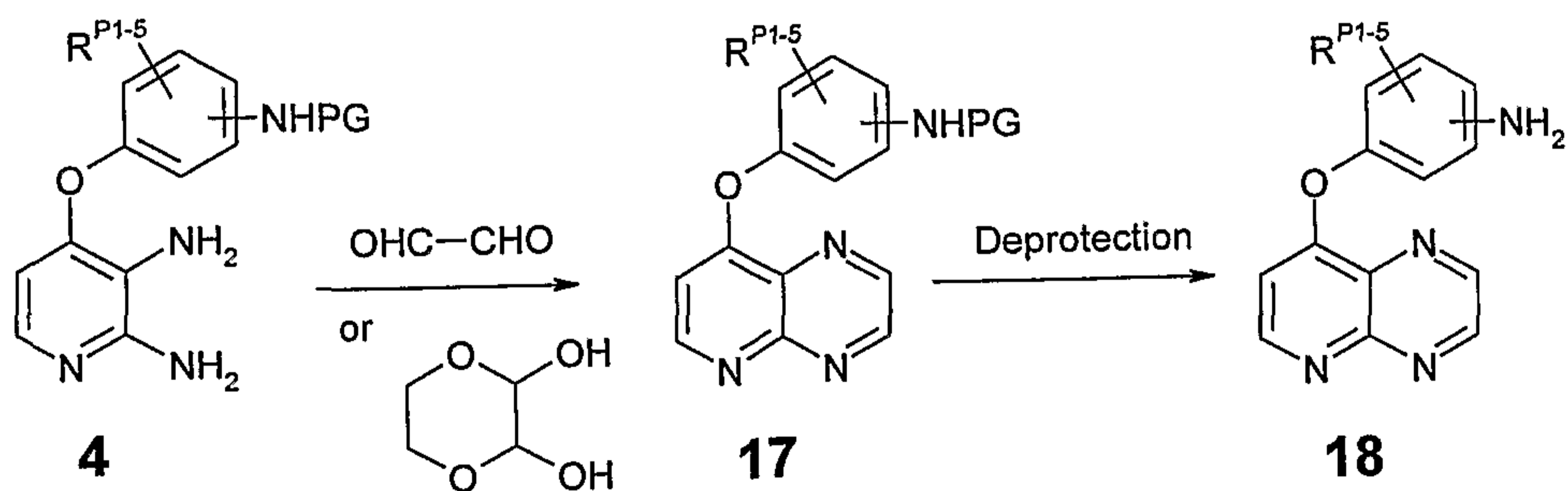
- 85 -

Scheme 3



Pyridopyrazines **18** can be obtained from intermediate **4** by reaction with glyoxal or
5 1,4-dioxane-2,3-diol followed by deprotection (Scheme 4).

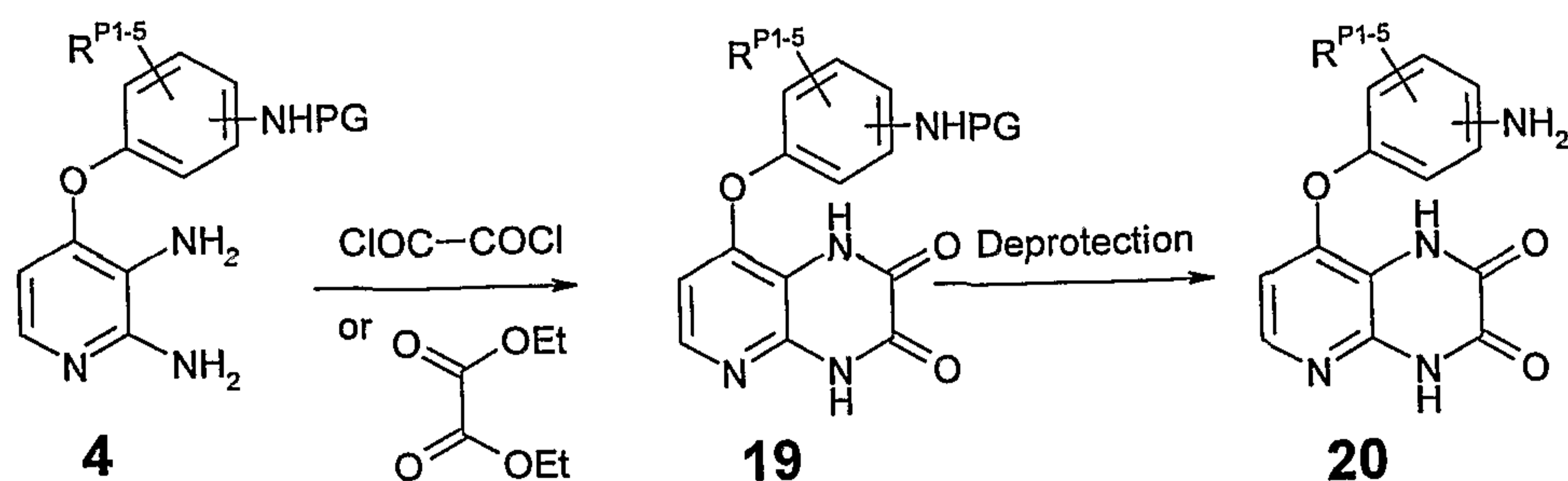
Scheme 4



10 Pyridopyrazin-diones **20** can be obtained from intermediate **4** by reaction with diethyloxalate or oxalyl chloride followed by deprotection (Scheme 5).

- 86 -

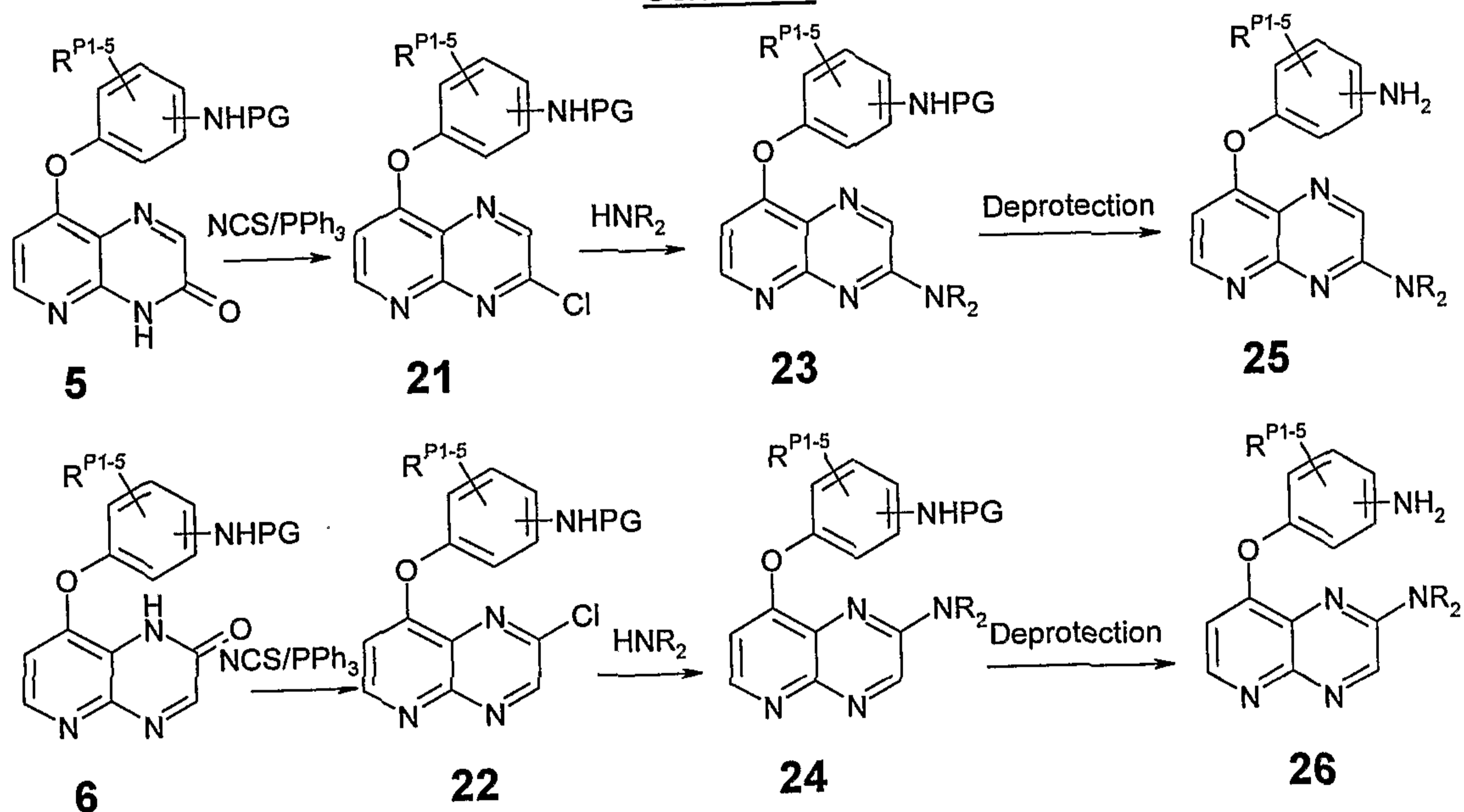
Scheme 5



5 Amino-pyridopyrazines **25** and **26** can be obtained from intermediates **5** and **6**. The carbonyl group of the pyrazinone can be converted to the chloropyrazine intermediates **21** or **22** with POCl_3 or NCS/PPh_3 , then to aminopyrazines **23** or **24** using ammonia or primary or secondary amine. Deprotection affords the common intermediates **25** or **26** (Scheme 6).

10

Scheme 6

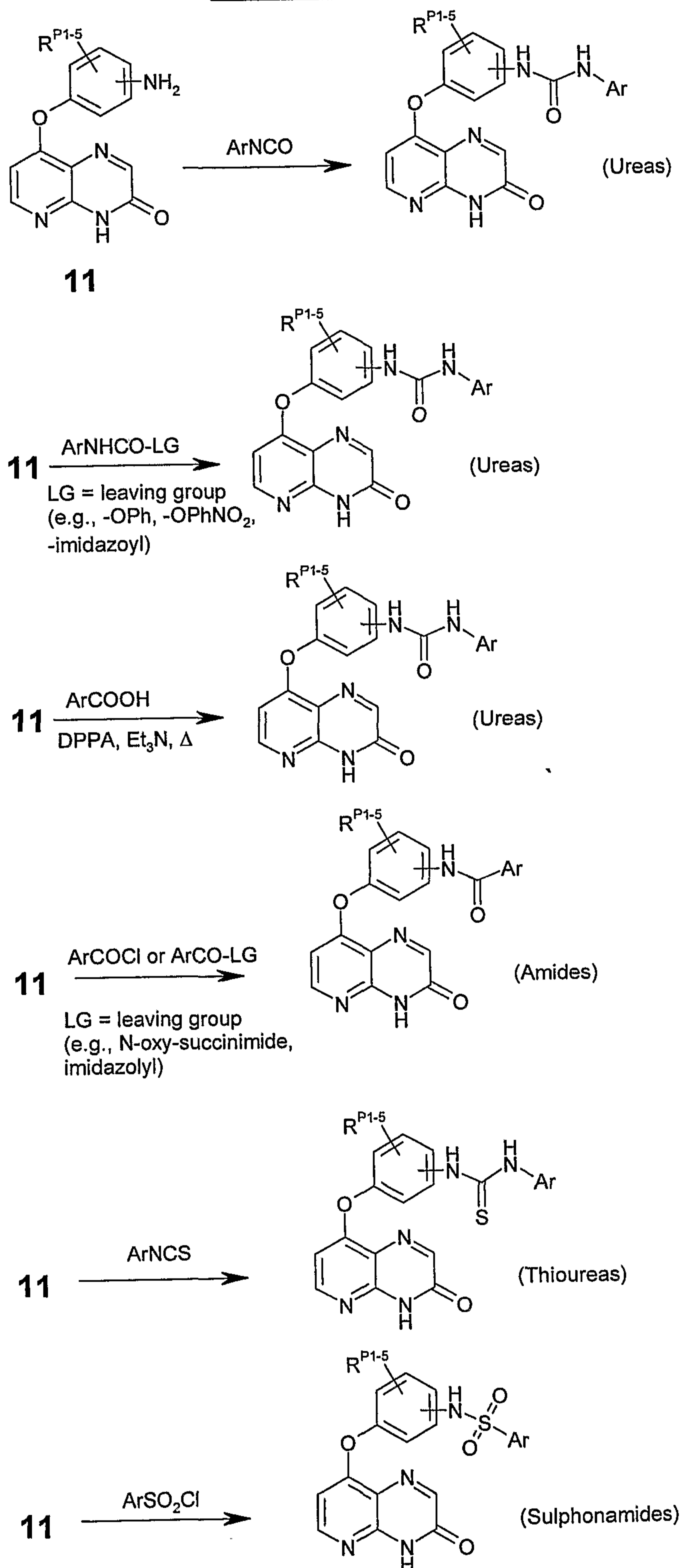


15 These common intermediates (**11-16**, **18**, **20**, **25**, **26**) may then be used to prepare a range of compounds with different linker groups, L, and different terminal groups, A. For example, the key intermediate **11** can be reacted with activated carboxylic acids or acid chlorides to afford amides (NHCO) or with isocyanates or with activated carbamates to afford ureas (NHCONH). Isocyanates can also be formed *in situ* by reaction of carboxylic acids with, for example, DPPA (diphenylphosphoryl azide) and Curtius rearrangement of the corresponding azide upon heating. The key intermediate **11** can also react with

20 isothiocyanates to afford thioureas (NHCSNH) and with sulfonyl chlorides to afford sulfonamides (SO_2NH). Examples of such methods are illustrated in the following scheme (Scheme 7).

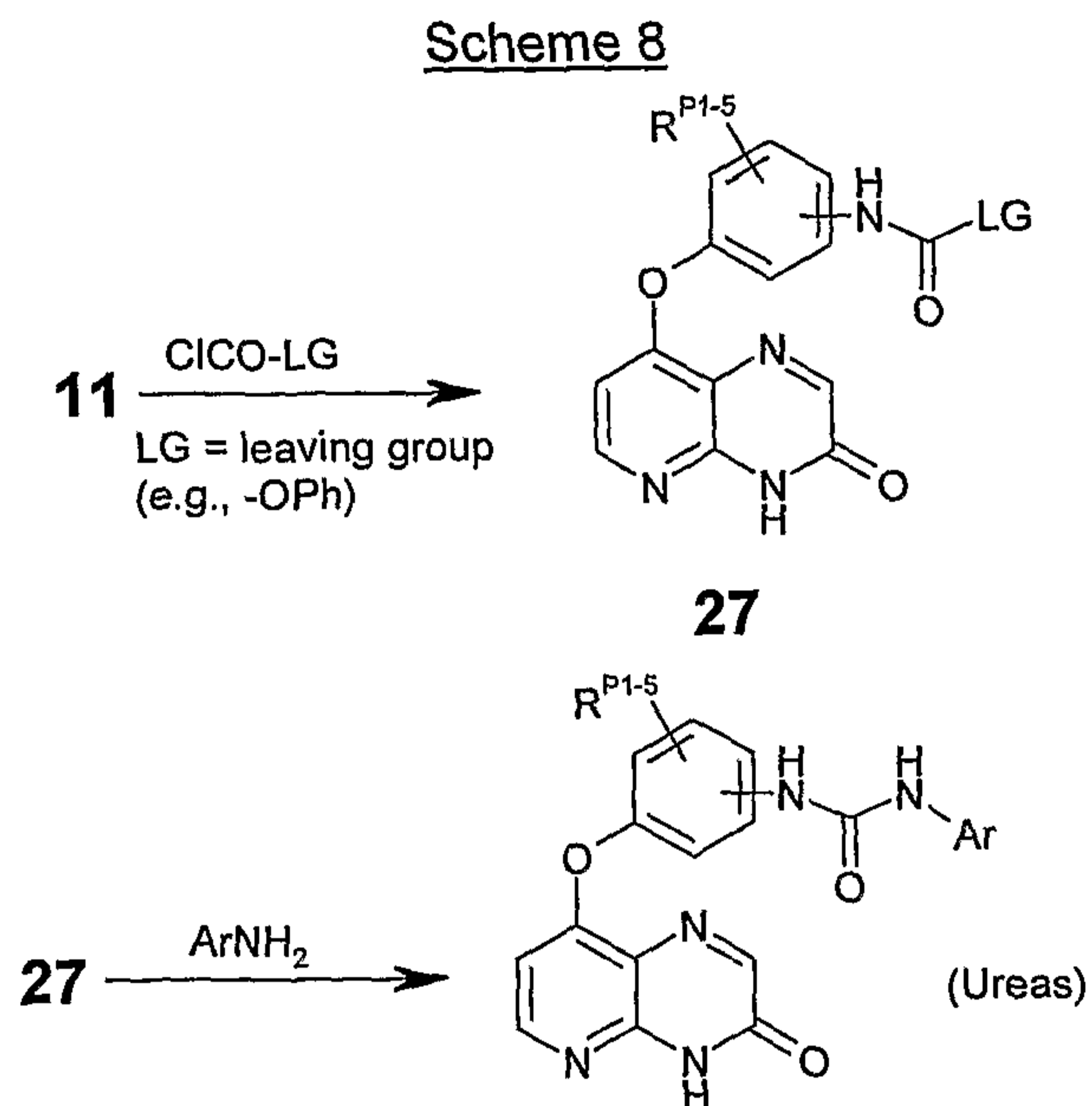
- 87 -

Scheme 7



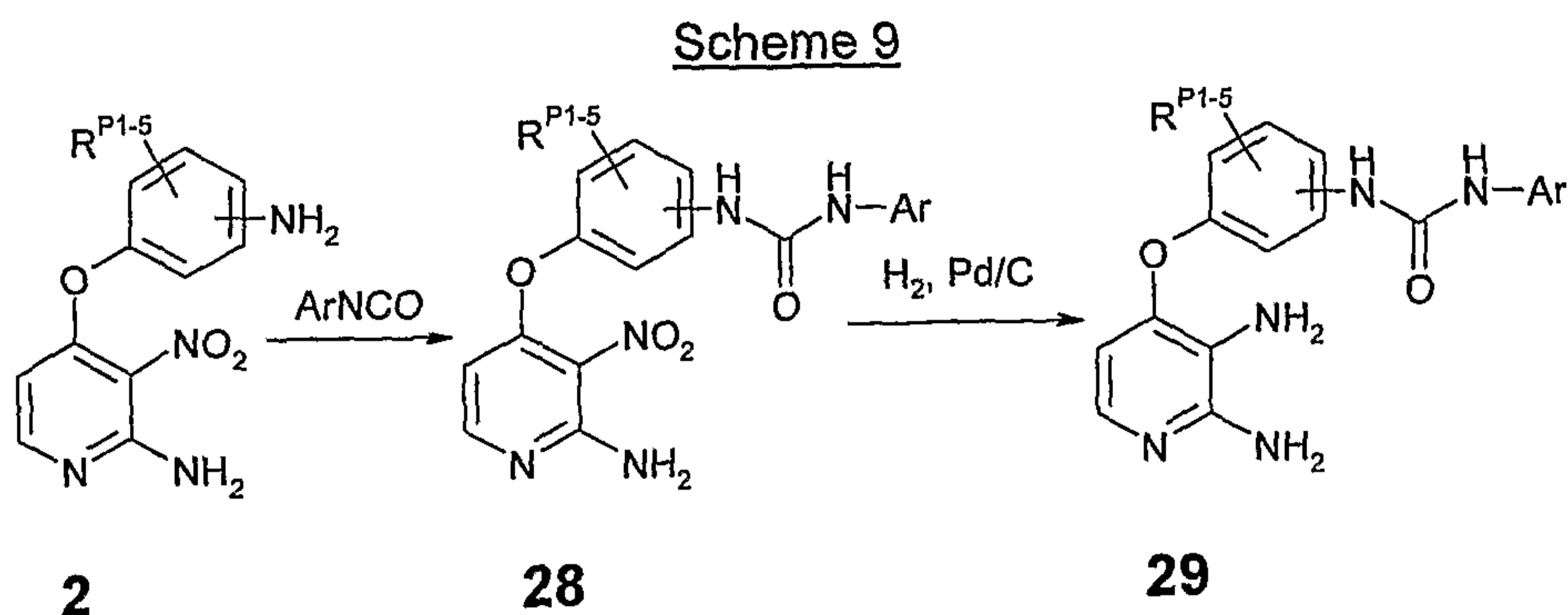
Alternatively, the amino position of the common intermediate **11** can be activated by reaction, for example, with phenyl chloroformate. The activated carbamate so formed can then be reacted with aromatic amines to afford the corresponding ureas, as illustrated

5 in Scheme 8.

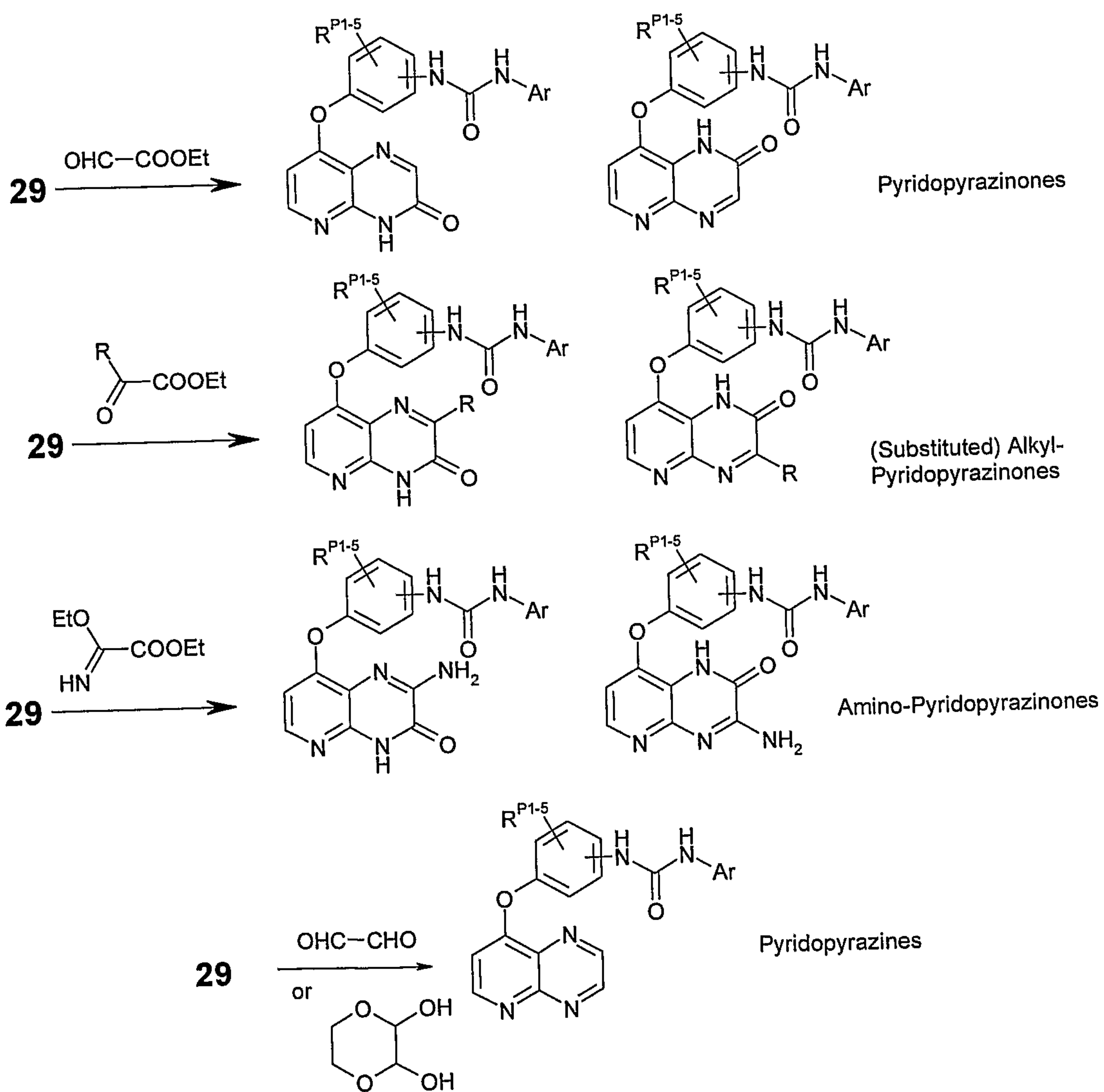
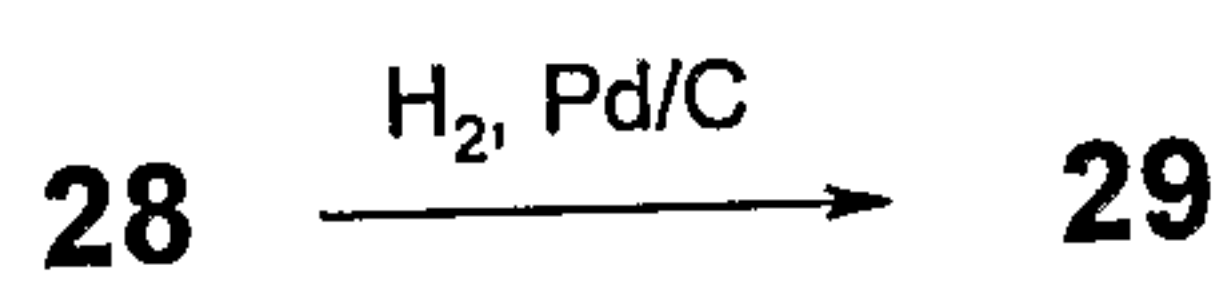
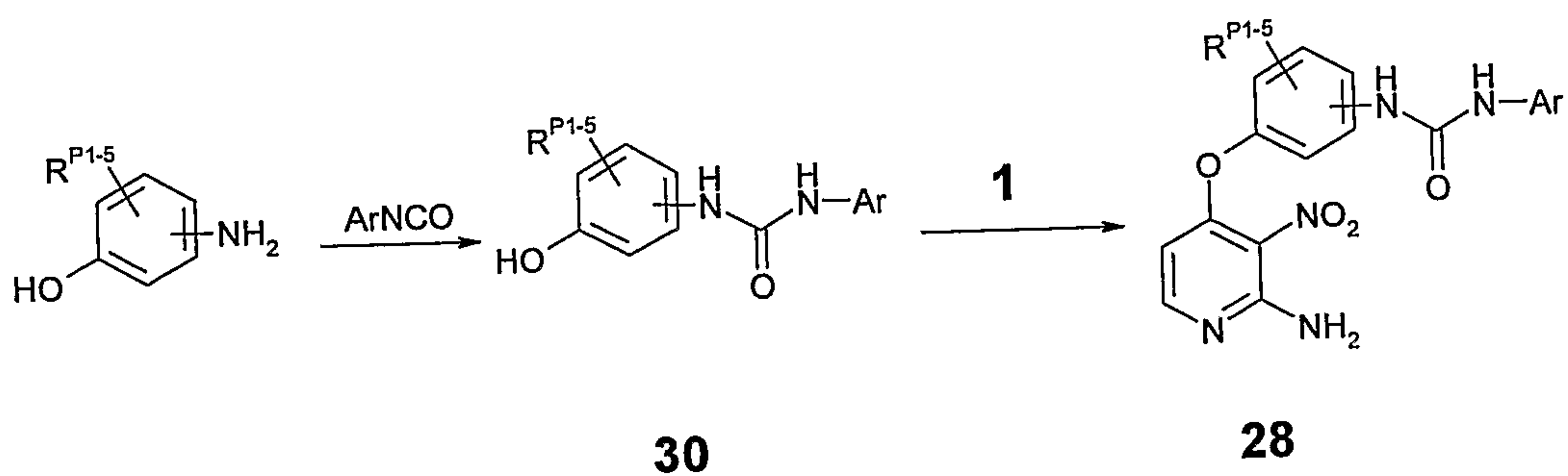


10 An alternative strategy is to perform the reactions described in Schemes 7 and 8 (formation of urea or amide) on the nitro-amino intermediate **2** prior to cyclisation. Similarly, amino phenols can react with isocyanates to form the intermediate **30**, which is then coupled with **1** to afford **28**. Such an approach is exemplified for the urea linker in Scheme 9. Similar methods can be used for compounds with other linkers.

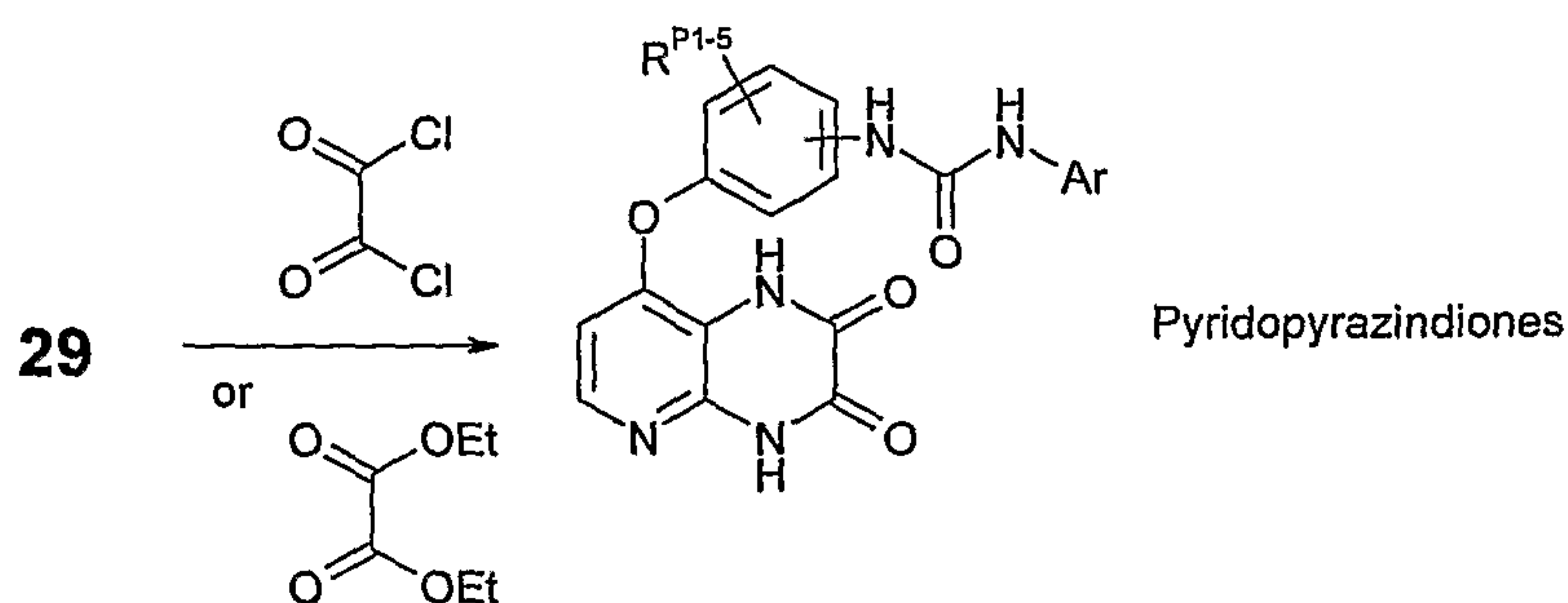
15



- 89 -

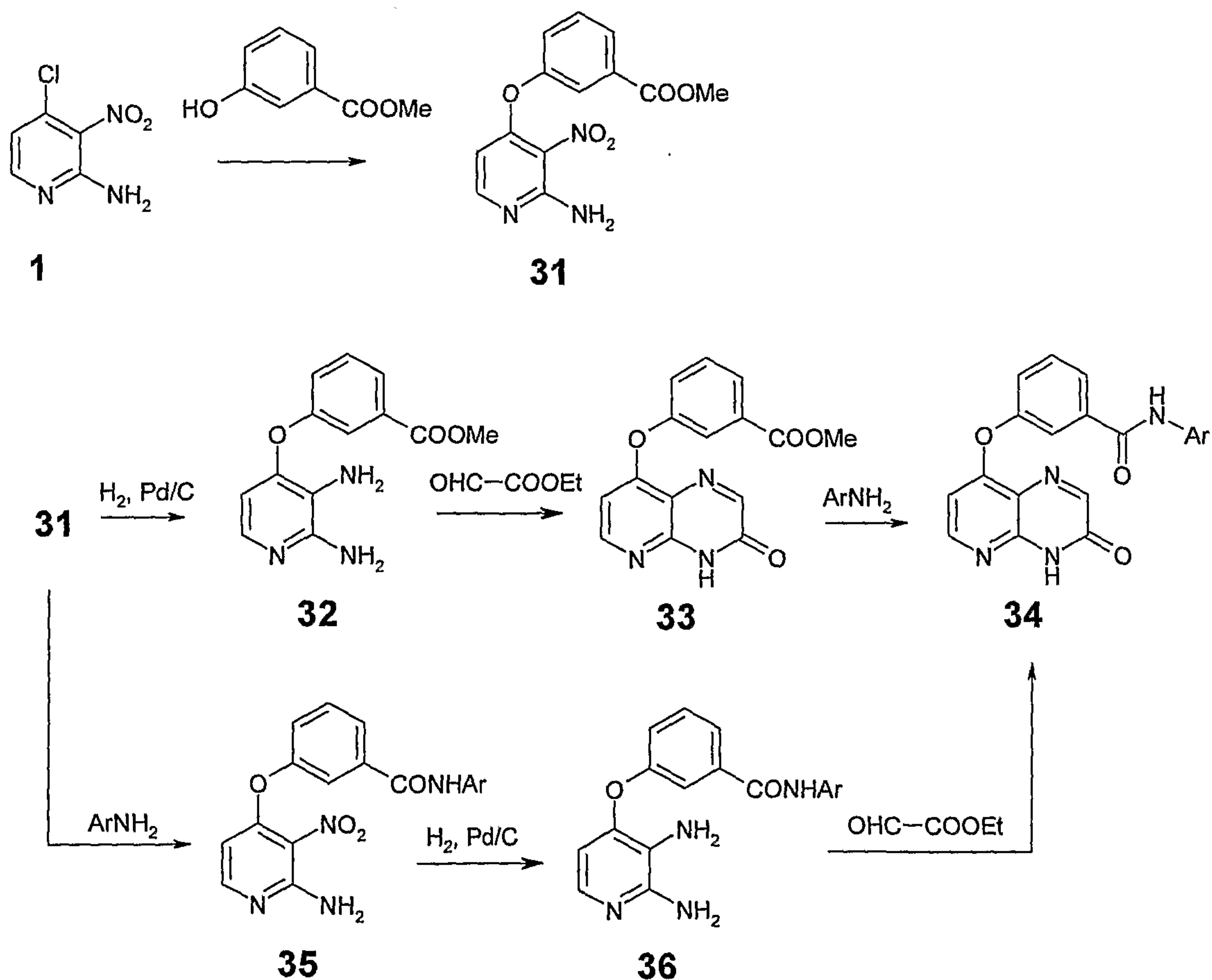


- 90 -



Compounds with reverse amide linker can be obtained from reaction of starting material **1** with hydroxyl-benzoic acids. For example, **1** can react with methyl 3-hydroxybenzoate to form intermediate **31**. This intermediate can be reduced to diamino intermediate **32** and cyclised to one of the scaffolds described in Schemes 2, 4-6 then reacted with aryl or heteroaryl amine to afford the final product. For exemplification is formation of pyridopyrazinone **34** via the intermediate ester **33**. Alternatively, intermediate **31** can be reacted with aryl amine to afford **35**, reduced to diamine **36** and cyclised to the same product **34** (Scheme 10).

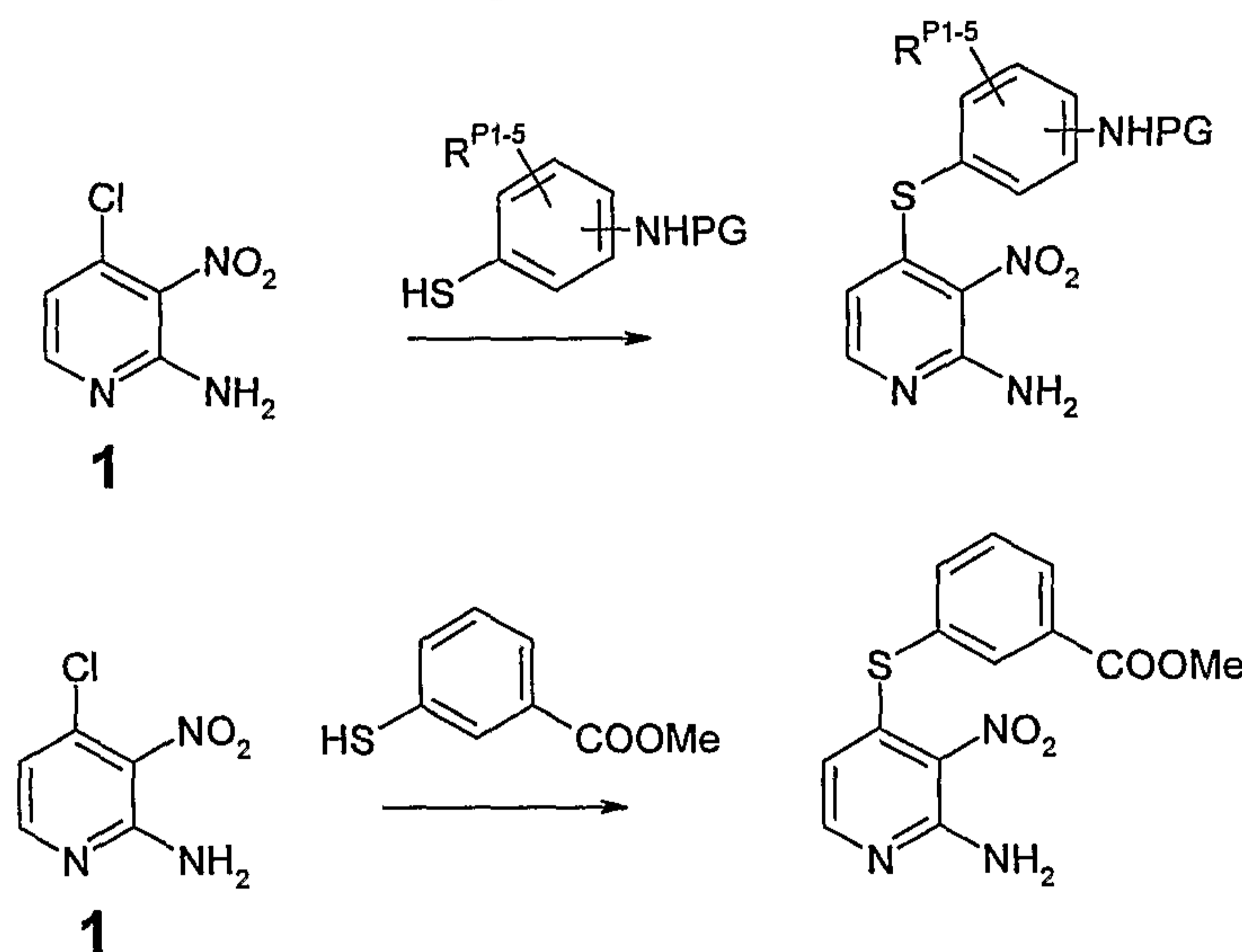
Scheme 10



- 91 -

Compounds with other linkers between the hinge-binding bicyclic system and middle ring can be obtained by reacting the starting material **1**, with for example mercaptoanilines, aminoanilines or mercaptobenzoic esters, as exemplified in Scheme 11. The intermediates thus obtained can be converted further to inhibitors containing the same scaffolds described for the O-linker compounds using methods similar to those in Schemes 1-10.

Scheme 11



10

Chemical Synthesis

All starting materials, reagents and solvents for reactions were reagent grade and used as purchased. Chromatography solvents were HPLC grade and were used without further purification. Reactions were monitored by thin layer chromatography (TLC) analysis using Merck silica gel 60 F-254 thin layer plates. Flash column chromatography was carried out on Merck silica gel 60 (0.015-0.040 mm) or in disposable Isolute Flash Si and Si II silica gel columns. Preparative TLC was performed on either Macherey-Nagel [809 023] pre-coated TLC plates SIL G-25 UV₂₅₄ or Analtech [2015] pre-coated preparative TLC plates, 2000 μm with UV₂₅₄. LCMS analyses were performed on a Micromass LCT / Water's Alliance 2795 HPLC system with a Discovery 5 μm, C18, 50 mm x 4.6 mm i.d. column from Supelco at a temperature of 22°C using the following solvent systems: Solvent A: Methanol; Solvent B: 0.1% formic acid in water at a flow rate of 1 mL/min. Gradient starting with 10% A / 90% B from 0 - 0.5 minutes then 10% A / 90% B to 90% A / 10% B from 0.5 minutes to 6.5 minutes and continuing at 90% A / 10% B up to 10 minutes. From 10-10.5 minutes the gradient reverted back to 10% A / 90% B where the concentrations remained until 12 minutes. UV detection was at 254 nm and ionisation was positive or negative ion electrospray. Molecular weight scan range is 50-1000. Samples were supplied as 1 mg/mL in DMSO or methanol with 3 μL injected on a

30

- 92 -

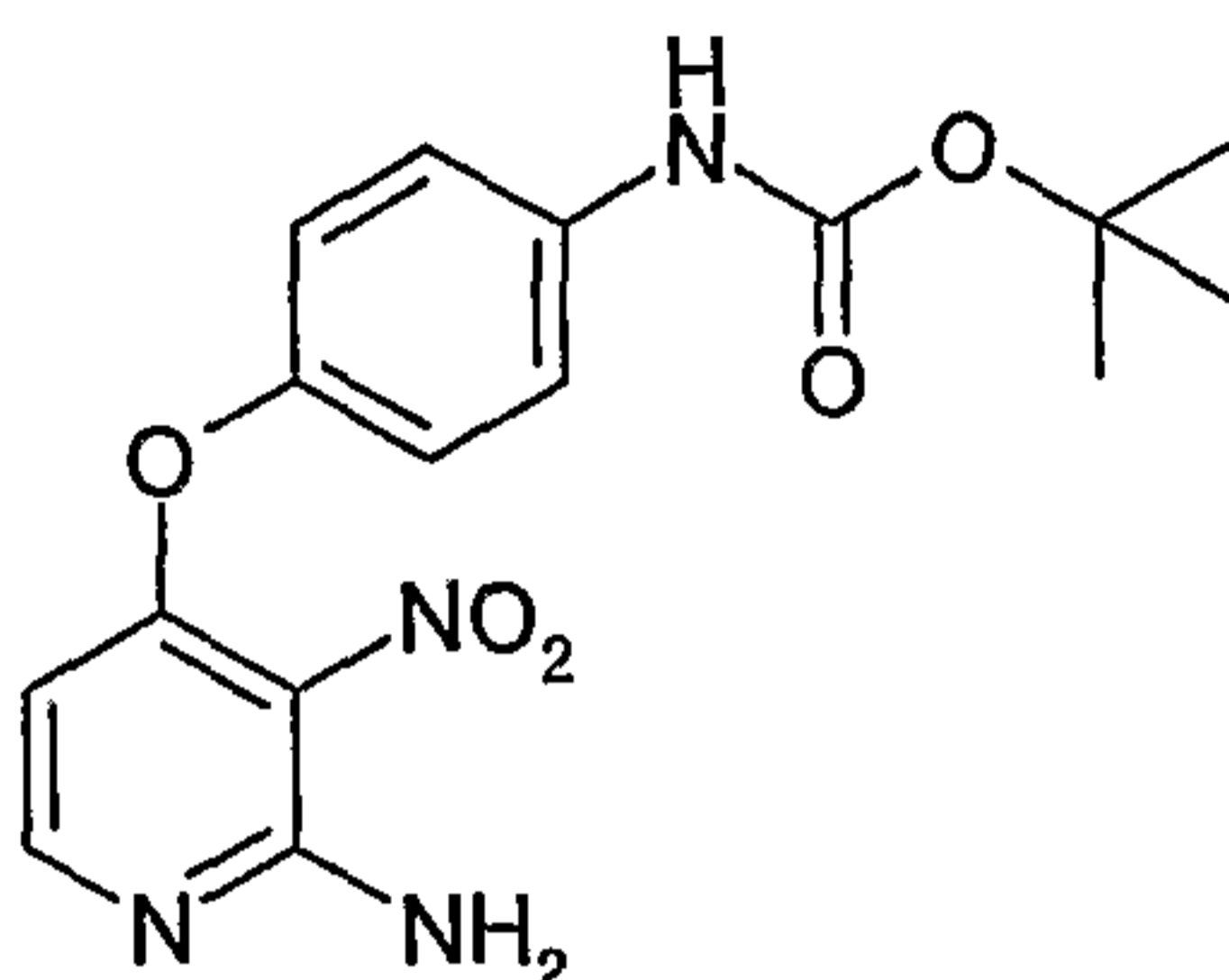
partial loop fill. NMR spectra were recorded in DMSO-d₆ on a Bruker Advance 500 MHz spectrometer.

(I) Coupling of 2-Amino-3-nitro-4-chloropyridine with Phenolates

5

Synthesis 1

Tert-butyl 4-(2-amino-3-nitropyridin-4-yloxy)phenylcarbamate

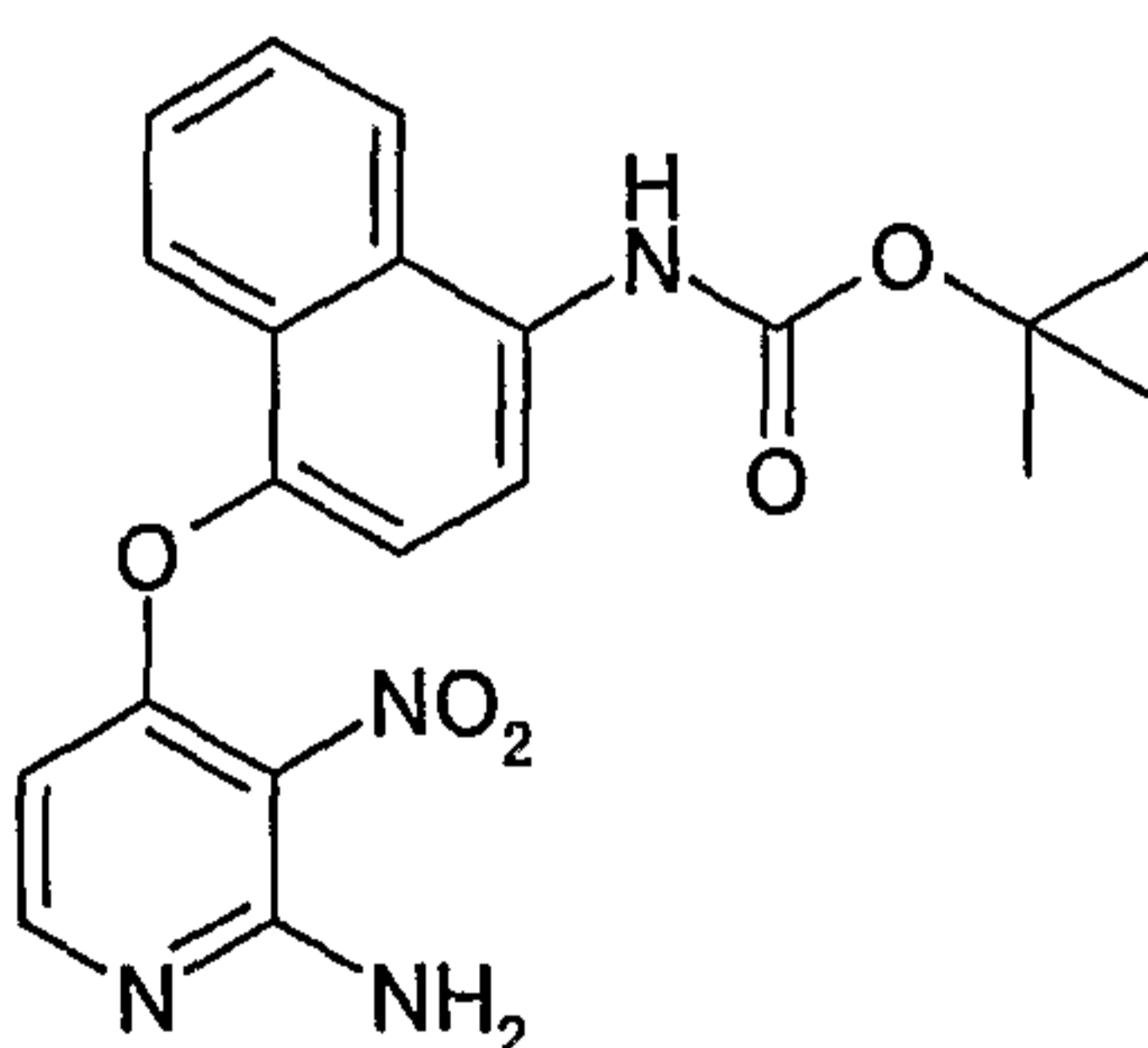


Method A1: *Tert*-butyl 4-hydroxyphenylcarbamate (3.63 g, 17.4 mmol) was dissolved in dry DMF (150 mL). Potassium *tert*-butoxide (2.62 g, 23.4 mmol) was added and the stirring was continued for 30 minutes at room temperature. 4-Chloro-3-nitropyridin-2-amine (3.0 g, 17.3 mmol) was added as a solid in one portion and the reaction mixture was subsequently heated at 85°C for 4 hours. The reaction mixture was cooled, diluted with ethyl acetate (800 ml) and washed with water (1x 800 ml) and brine (2 x 800 ml). The organic layer was dried with magnesium sulphate and evaporated. The crude was chromatographed over silica (eluant ethyl acetate: cyclohexane 1:2) to yield 4.0 g (63 % yield) of *tert*-butyl 4-(2-amino-3-nitropyridin-4-yloxy)phenylcarbamate.

¹H-NMR (CDCl₃), δ (ppm), J (Hz): ¹H-NMR, δ (ppm), J (Hz): 1.54 (9H), 6.04 (d, 1H, J=7.4 Hz), 6.15 (bs, 2H), 7.06 (d, 2H, J=8.3 Hz), 7.44 (d, 2H, J=8.3 Hz), 7.96 (d, 1H, J=7.4 Hz). LC-MS (*m/z*): 347 (M+H, 100).

Synthesis 2

Tert-butyl 4-(2-amino-3-nitropyridin-4-yloxy)naphthalen-1-ylcarbamate



25

Method A1 was used with *tert*-butyl 4-hydroxynaphthalen-1-ylcarbamate (3.9 g, 15 mmol) to yield *tert*-butyl 4-(2-amino-3-nitropyridin-4-yloxy)naphthalen-1-ylcarbamate (5.4 g, 90% yield) upon recrystallization from dichloromethane.

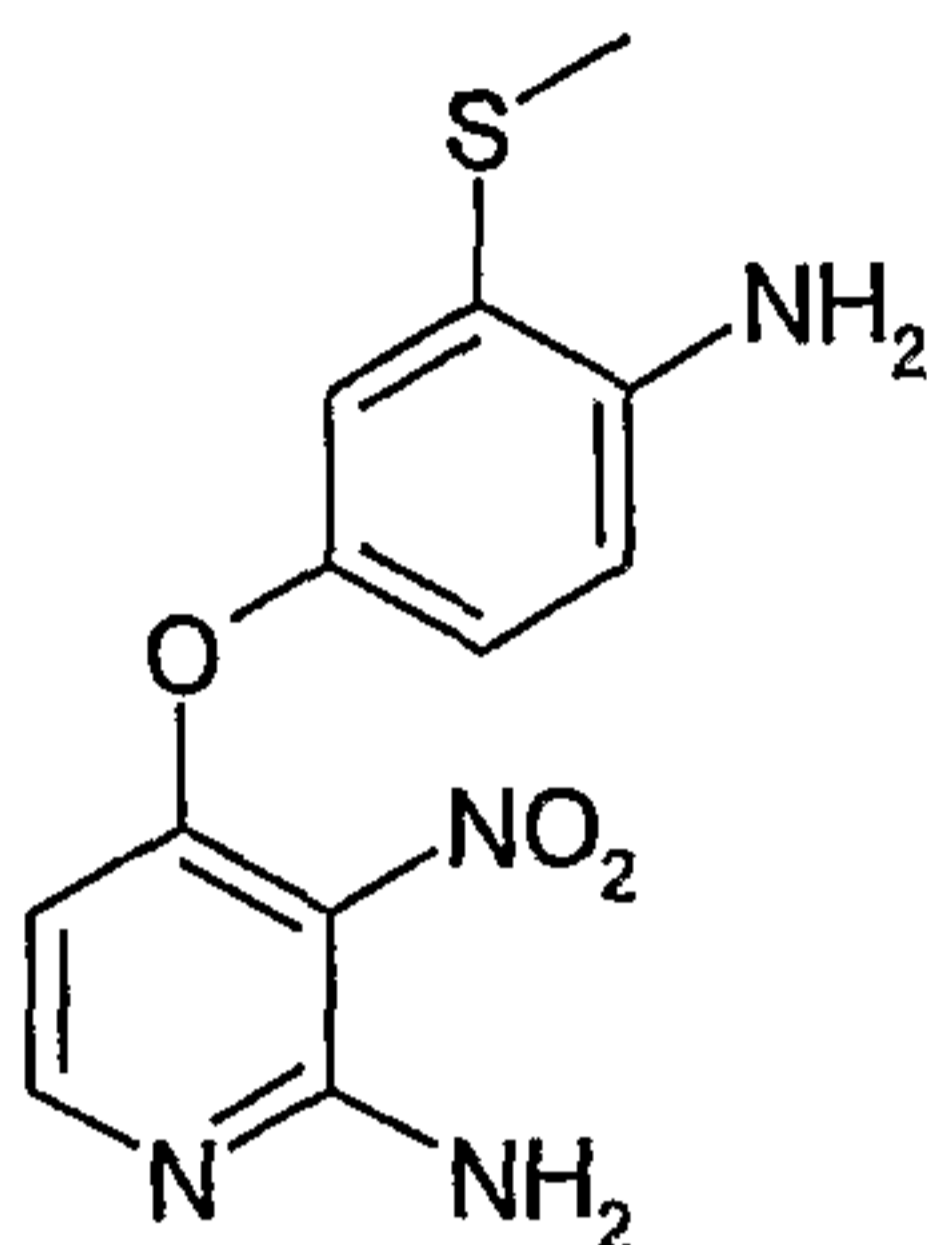
- 93 -

¹H-NMR (CDCl₃), δ (ppm), J (Hz): 1.58 (s, 9H), 5.92 (d, 1H, J = 5.8 Hz), 6.21 (s, 1H), 7.25 (d, 1H, J = 8.3 Hz), 7.56 (t, 1H, J = 8.1 Hz), 7.62 (t, 1H, J = 8.3 Hz), 7.88 (d, 1H, J = 5.8 Hz), 7.93 (s, 1H), 7.95 (d, 1H, J = 8.5 Hz), 8.00 (d, 1H, J = 8.3 Hz), LC-MS: *m/z* 397 (M+H, 100).

5

Synthesis 3

4-(4-amino-3-(methylthio)phenoxy)-3-nitropyridin-2-amine



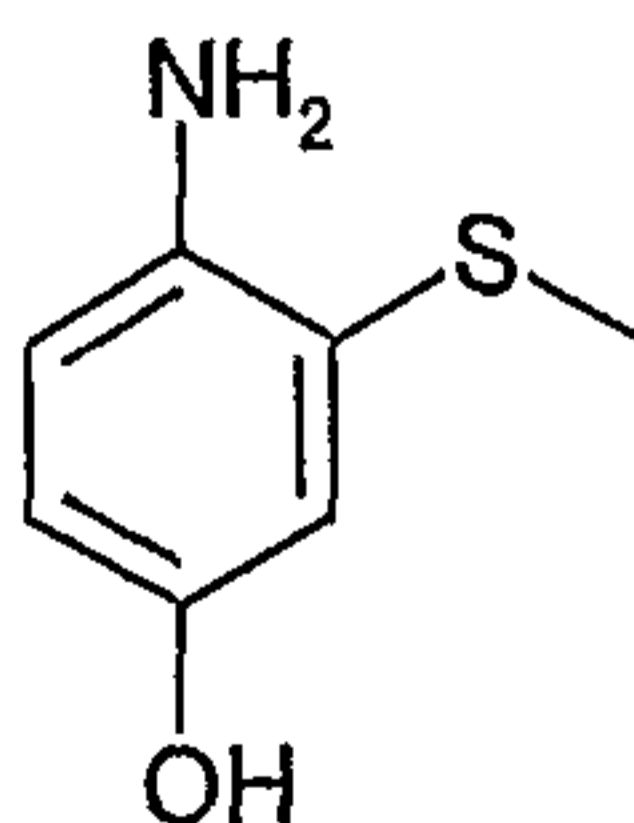
Method A2 Sodium hydride (148mg) was added to dry DMSO (5.5mL) and the mixture was stirred at RT for 20 minutes under Ar atmosphere. 4-amino-3-(methylthio)phenol (573 mg, 3.7 mmol) was added thereto, and the mixture stirred for 10 more minutes. Next, 4-Chloro-3-nitropyridin-2-amine (3.7 mmol) was added, and the mixture was heated to 100°C and stirred for 3 hours. After cooling down, water was added, and the mixture extracted three times with EtOAc. The combined organic layers were washed first with a saturated aqueous sodium hydrogen carbonate solution then water, dried over MgSO₄ and evaporated to afford the title compound (657 mg, 61%) was obtained after purification by chromatography on silica gel (EtOAc-DCM, 1:1) as a red brown solid (*R_f* 0.56, EtOAc-DCM, 1:1).

¹H-NMR (DMSO-d₆), δ (ppm), J (Hz): 2.36 (s, 3H, CH₃); 5.18 (s, 2H, NH₂, Ph), 5.92 (d, 1H, H_{Py} J=5.8 Hz), 6.75 (dd, 1H, H_{Ph} J= 8.6 Hz and J=2.1 Hz), 6.81 (dd, 1H, H_{Ph} J= 8.7 and J=2.6 Hz), 6.98 (d, 1H, H_{Ph} J=2.6 Hz), 7.07 (bs, 2H, NH₂, Py), 7.95 (d, 1H, H_{Py} J=5.7 Hz). ¹³C-NMR (DMSO-d₆), δ (ppm), J (Hz): 15.6, 99.8, 114.7, 119.7, 120.7, 121.4, 121.5, 143.2, 145.1, 152.8, 153.6, 159.9. LC-MS (*m/z*): 293 (M+H, 100), *rt*=5.87min.

25

Synthesis 4

4-amino-3-(methylthio)phenol



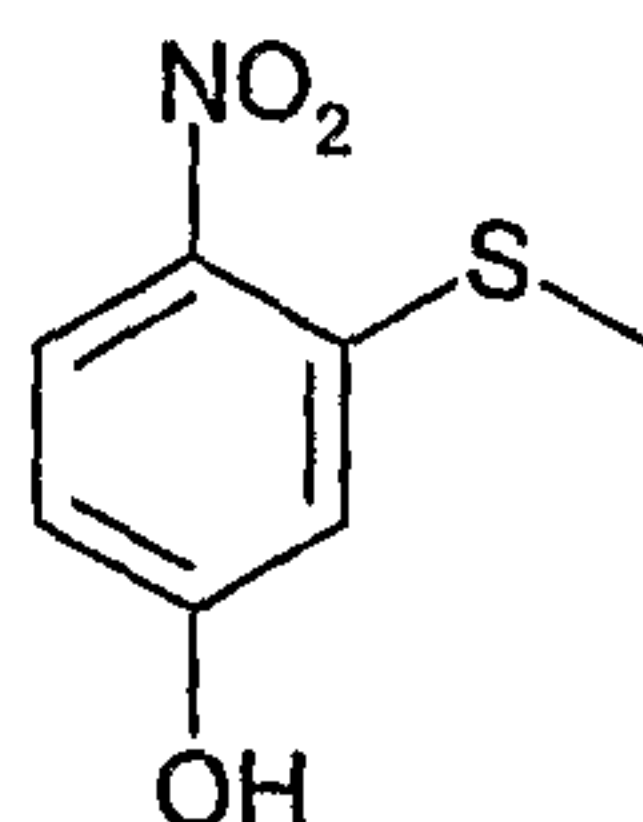
- 94 -

Method C4: A suspension of iron powder (220 mg, 4 mmol), NH₄Cl (310 mg, 5.8 mmol) in a mixture EtOH/H₂O (4mL/1.2mL) was heated to reflux for 10 minutes. 3-(methylthio)-4-nitrophenol (185 mg, 1mmol) was added and the mixture stirred for 5 hours. After cooling to RT, the dark slurry was filtered over celite and washed with MeOH. After removing the solvent, EtOAc was added and the mixture filtered once again. The filtrate was washed successively with water and brine, and then dried over MgSO₄. Removal of the solvent under vacuum provided the title compound as a green-grey powder (80 mg, 53% yield).

¹H-NMR (DMSO-d₆), δ (ppm), J (Hz): 2.29 (s, 3H, H_{Me}), 4.48 (bs, 2H, NH₂), 6.44 (d, 1H, H_{arom}, J=8.5Hz), 6.54 (d, 1H, H_{arom}, J=8.5Hz), 6.61 (s, 1H, H_{arom}), 8.58 (bs, 1H, OH).
¹³C-NMR (DMSO-d₆), δ (ppm), J (Hz): 15.9, 114.7, 115.4, 116.5, 120.1, 139.5, 148.7.
 GC-MS (m/z): 155.09.

Synthesis 5

3-(methylthio)-4-nitrophenol

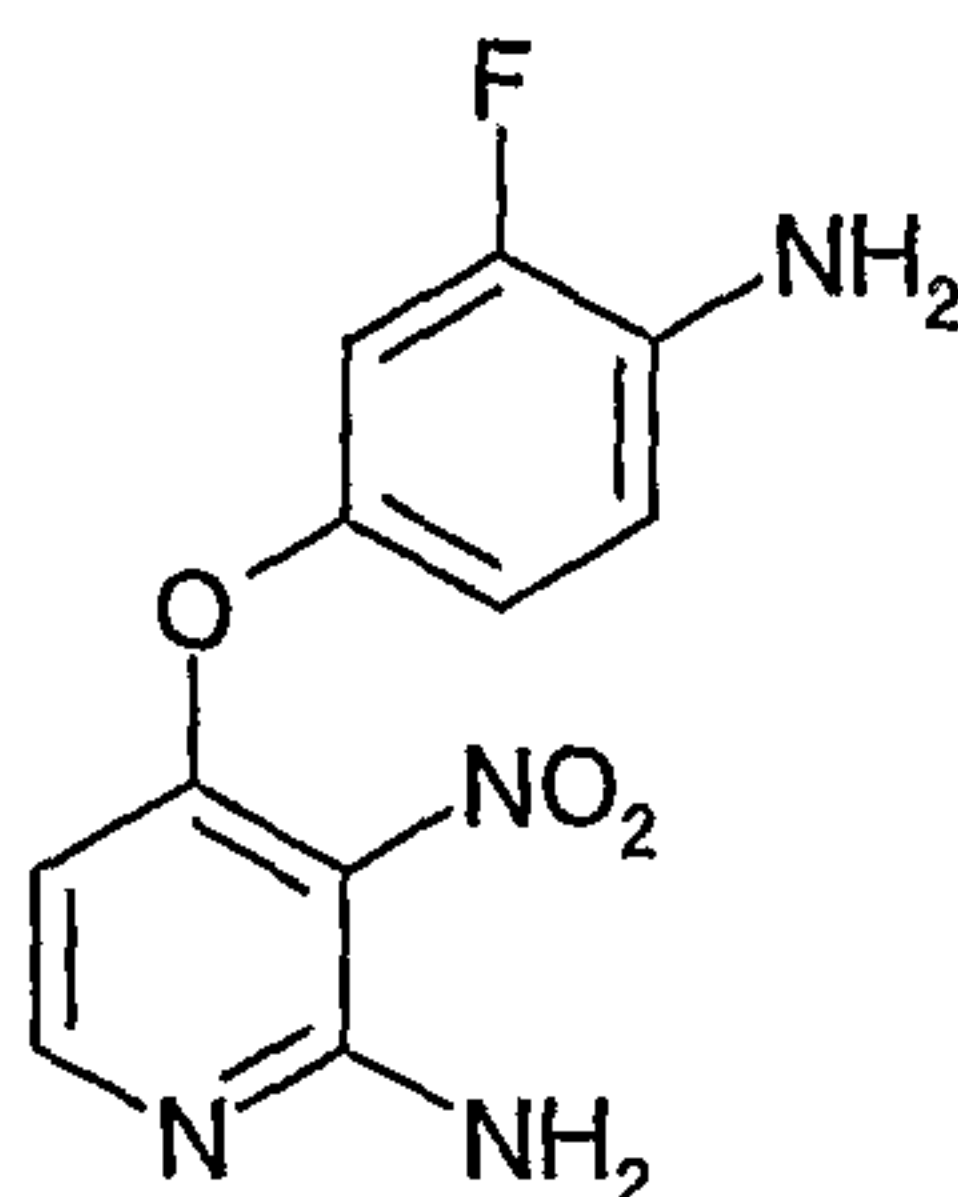


To a solution of 3-fluoro-4-nitrophenol (2 g, 12.7 mmol) in dry DMF (67mL) were added by aliquots 2 equivalents of sodium thiomethoxide (1.78 g, 25.5 mmol) followed by 3 equivalents of potassium carbonate (5.27 g, 38.2 mmol). The mixture was stirred at RT for 23 hours and then water (100 mL) was added. The mixture was extracted with EtOAc, and the combined organic layers washed successively with water (60 mL) and brine (60 mL) and then dried over MgSO₄. The solvent was evaporated under *vacuum* to provide the title compound (2.12 g, 90%) as a yellow powder.

¹H-NMR (DMSO-d₆), δ (ppm), J (Hz): 2.44 (s, 3H, H_{Me}), 6.72 (d, 1H, H_{arom}, J=9.0Hz), 6.79 (s, 1H, H_{arom}), 8.19 (d, 1H, H_{arom}, J=9.1 Hz), 11.20 (bs, 1H, OH). ¹³C-NMR (DMSO-d₆), δ (ppm), J (Hz): 15.2, 111.3, 112.0, 128.7, 136.7, 142.0, 162.9.

Synthesis 6

4-(4-Amino-3-fluorophenoxy)-3-nitropyridin-2-amine



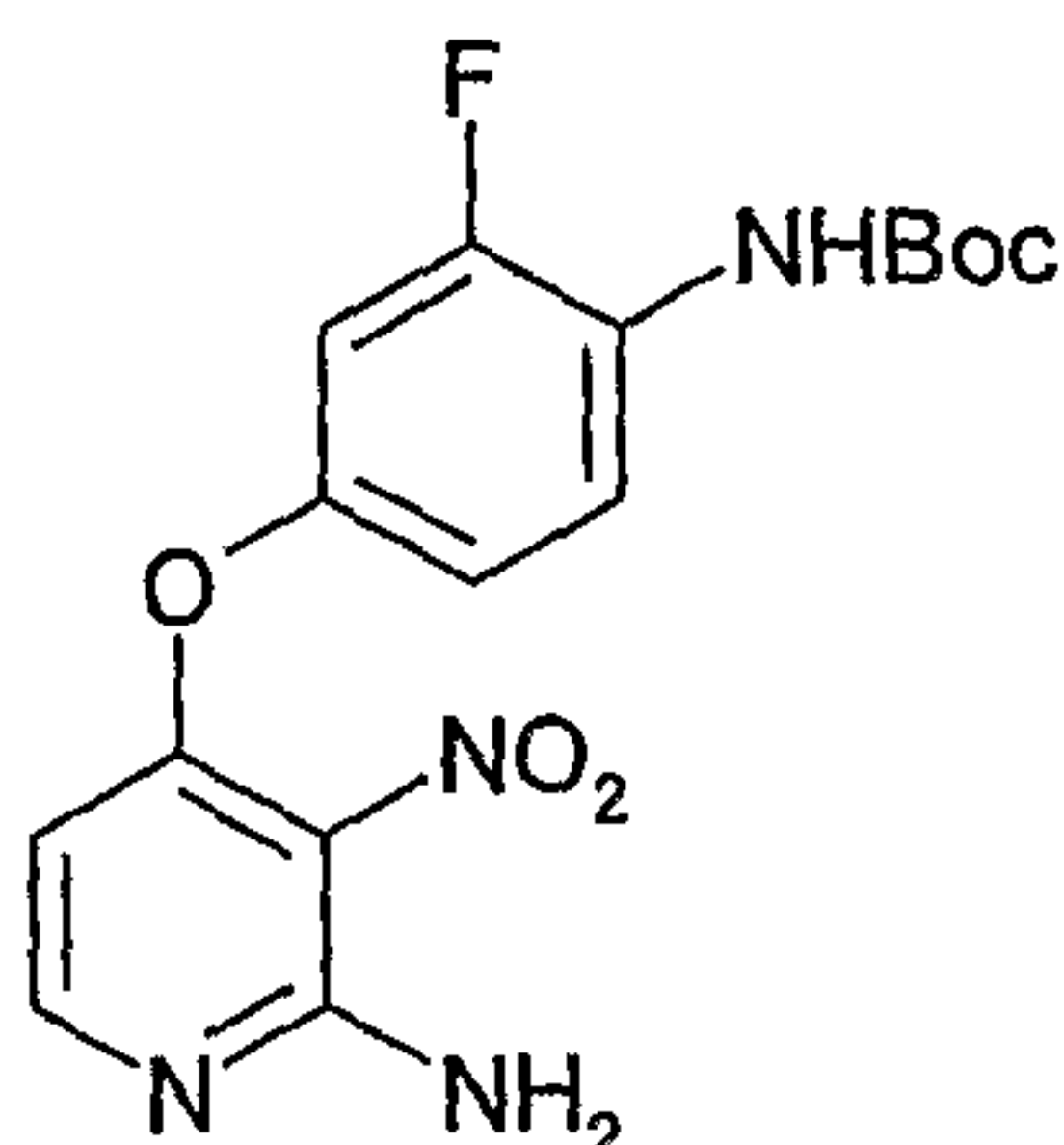
- 95 -

Method A2 was used with 4-amino-3-fluorophenol (1.00 g, 7.9 mmol) to give 1.8 g (86% yield) of 4-(4-amino-3-fluorophenoxy)-3-nitropyridin-2-amine as a dark solid.

¹H-NMR (DMSO-d₆), δ (ppm), J (Hz): 5.17 (bs, 2H), 5.94 (d, 1H, J=5.7 Hz), 6.75-6.84 (m, 2H), 6.97 (d, 1H, J=11.7 Hz) 7.09 (bs, 1H), 7.96 (d, 1H, J=5.7 Hz). LC-MS (m/z): 235 (M+H, 100).

Synthesis 7

4-(4-N-(*tert*- Butoxycarbonyl)amino-3-fluorophenoxy)-3-nitro-2-amino-pyridine



10

Method A1 was used with 4-N-Boc-amino-3-fluorophenol (1.2g, 5.4 mmol) to afford the title compound as a glassy yellow solid (1.9g, 96%).

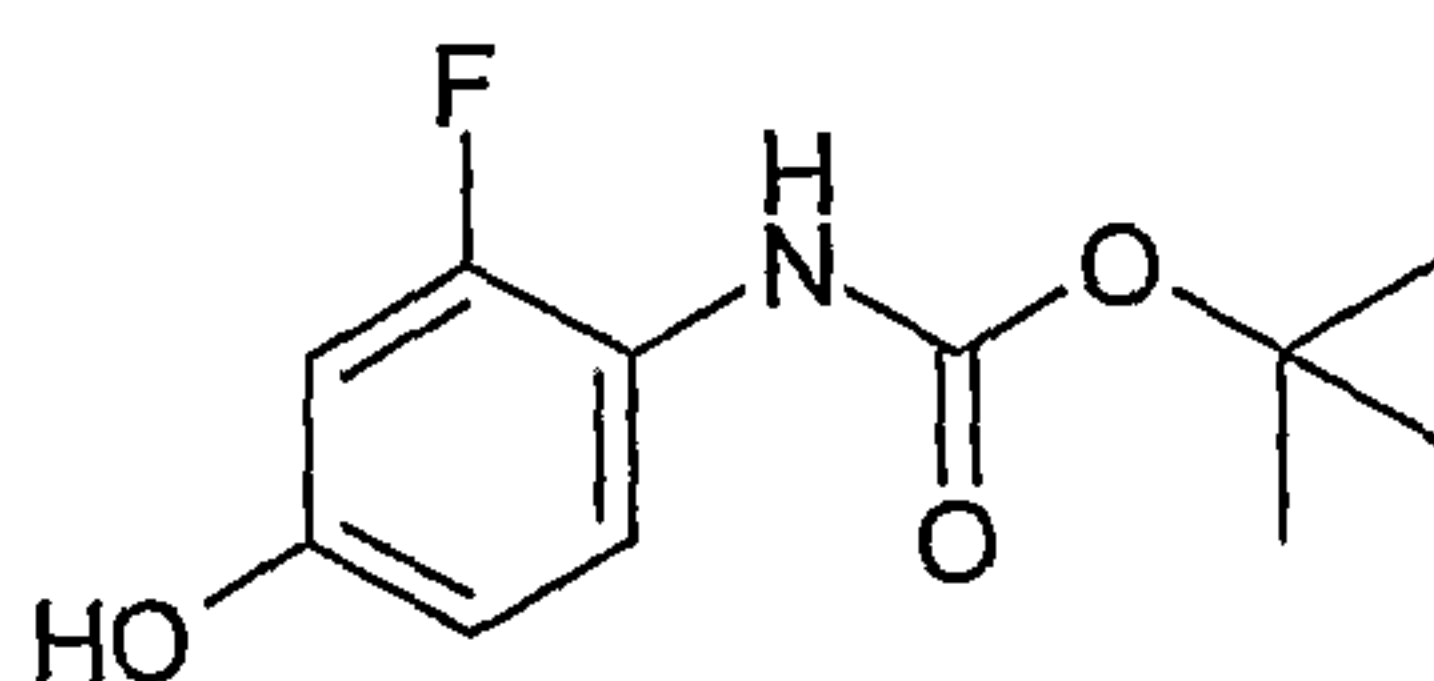
15

¹H-NMR (DMSO-d₆), δ (ppm), J (Hz): 1.46 (s, 9H, *tert*- Bu), 6.08 (d, 1H, J=5.5, H_{Py}), 7.01 (m, 1H, H_{arom}), 7.18 (br s, 2H, NH₂), 7.22 (m, 1H, H_{arom}), 7.67 (m, 1H, H_{arom}), 8.04 (d, 1H, J=5.5, H_{Py}), 9.03 (s, 1H, NH_{Boc}); ¹³C-NMR (DMSO-d₆), δ (ppm), J (Hz): 28.0, 79.5, 100.7, 108.8 (d, J_{FC}=23.1), 116.2 (d, J_{FC}=3.1), 121.7, 124.3 (d, J_{FC}=12.2), 125.4, 149.4 (d, J_{FC}=10.1), 153.0, 153.3, 153.9, 154.1 (d, J_{FC}=249), 158.6; ¹⁹F-NMR (DMSO-d₆), δ (ppm): -120.7; LC-MS (m/z): 365.0 (M+H, 100).

20

Synthesis 8

Tert-butyl 2-fluoro-4-hydroxyphenylcarbamate



25

Method B: 4-amino-3-fluorophenol (10.61 g, 83.5 mmol) was added to a molten mixture of Boc₂O (18.29 g, 83.8 mmol) and InCl₃ (188 mg, 0.85 mmol) at 35 °C. The black mixture was stirred at 35 °C for 2 h, during which time it turned into a thick black oil. The mixture was then diluted with EtOAc (200 mL) and H₂O (200 mL) and stirring was continued for 10 min. The layers were separated and the organic layer was washed with H₂O (3 × 200 mL), dried (MgSO₄), filtered and concentrated to dryness. The resulting black oil was redissolved in CH₂Cl₂ (50 mL) and loaded onto a silica gel column. Elution with 5→7% EtOAc in CH₂Cl₂ furnished the title compound as a light yellow, crystalline solid. Yield: 16.7 g (90%).

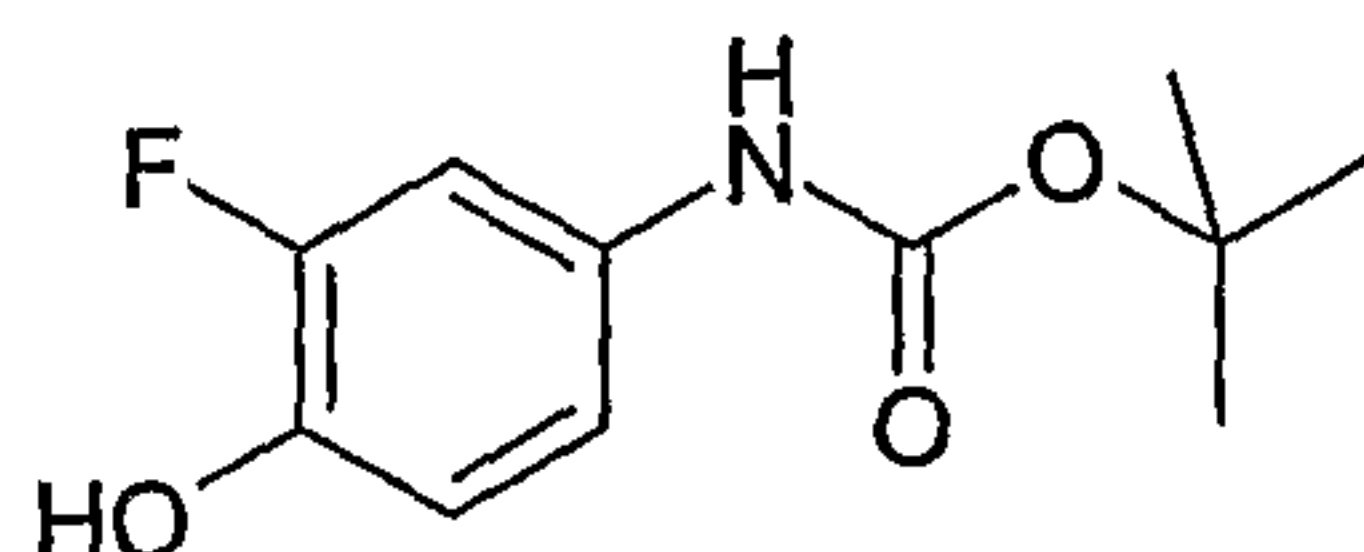
30

- 96 -

¹H-NMR (DMSO-d₆), δ (ppm), J (Hz): 1.46 (s, 9H, *tert*- Bu), 6.08 (d, 1H, J=5.5, H_{Py}), 7.01 (m, 1H, H_{arom}), 7.18 (br s, 2H, NH₂), 7.22 (m, 1H, H_{arom}), 7.67 (m, 1H, H_{arom}), 8.04 (d, 1H, J=5.5, *PyrH*), 9.03 (s, 1H, NH_{Boc}); ¹³C-NMR (DMSO-d₆), δ (ppm), J (Hz): 28.0, 78.6, 102.7 d, (J_{FC}=22.2), 110.8 (d, J_{FC}=2.7), 117.1 (d, J_{FC}=12.6), 127.2, 153.7, 155.5 (d, J_{FC}=11.3), 156.1 (d, J_{FC}=246); ¹⁹F-NMR (DMSO-d₆), δ (ppm): -121.6; LC-MS (*m/z*): 172.0 (M+H, 100).

Synthesis 9

10 *tert*-butyl-4-hydroxy-3-fluorophenylcarbamate



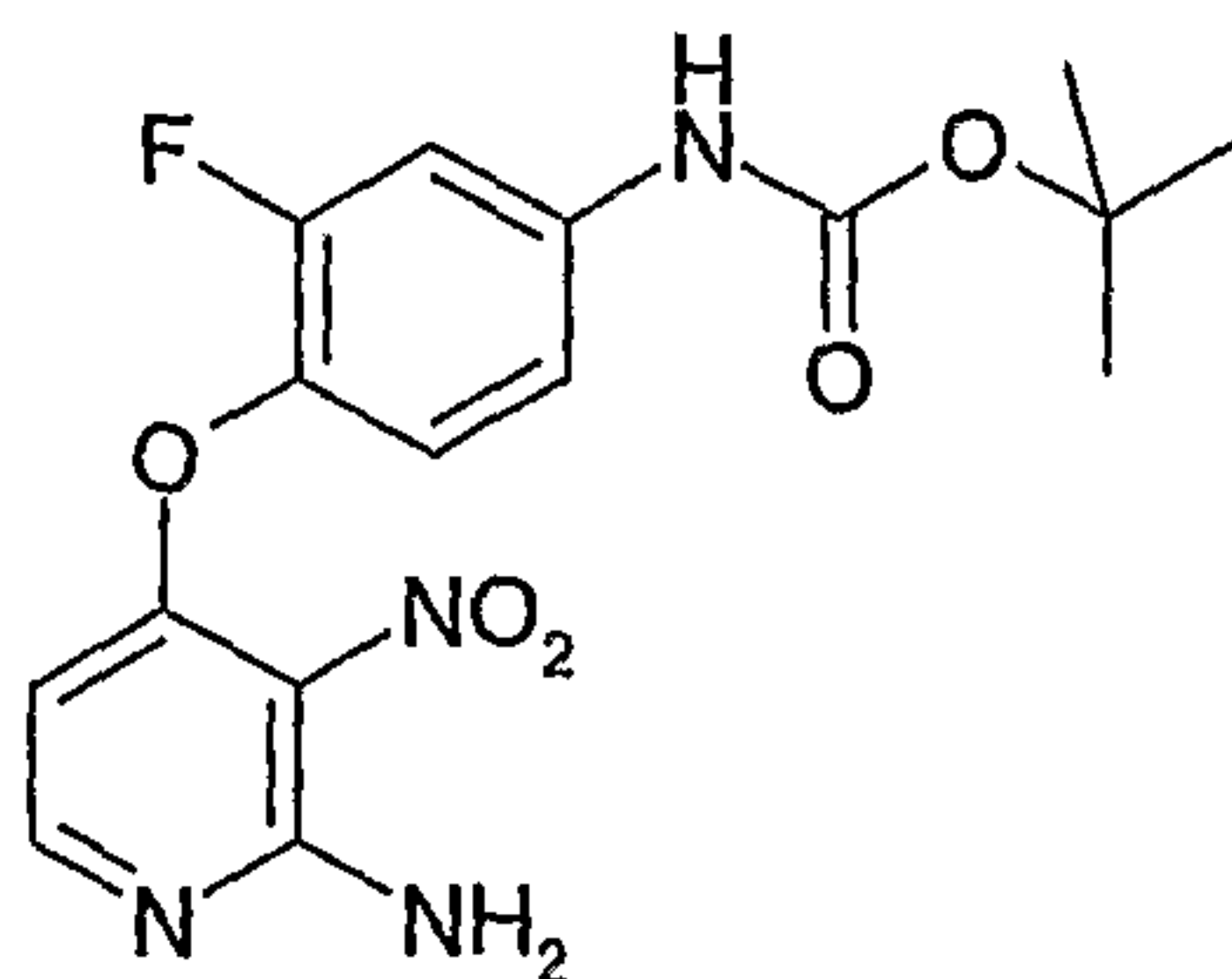
Using Method B with 4-amino-2-fluorophenol (1.6g, 12.7mmol), the title compound (1.26g, 44%) was obtained after 1 hour, and purified using Biotage (EtOAc-DCM: 1-1) to give a pale pink powder. (R_f 0.86, EtOAc-DCM, 1-1).

15 ¹H-NMR (DMSO-d₆), δ (ppm), J (Hz): 1.46 (s, 9H, *tert*- Bu); 6.82 (t, 1H, H_{arom}, J=9.2 Hz), 6.99 (d, 1H, H_{arom}, J=8.1 Hz), 7.29 (d, 1H, H_{arom}, J=13.5 Hz), 9.18 (s, 1H, OH), 9.36 (s, 1H, NH_{carbamate}). ¹³C-NMR (DMSO-d₆), δ (ppm), J (Hz): 28.9, 79.9, 107.9, 115.4, 118.5, 132.6, 140.3, 150.4, 152.3. ¹⁹F-NMR (δ, ppm, DMSO-d₆): -134.62.

20

Synthesis 10

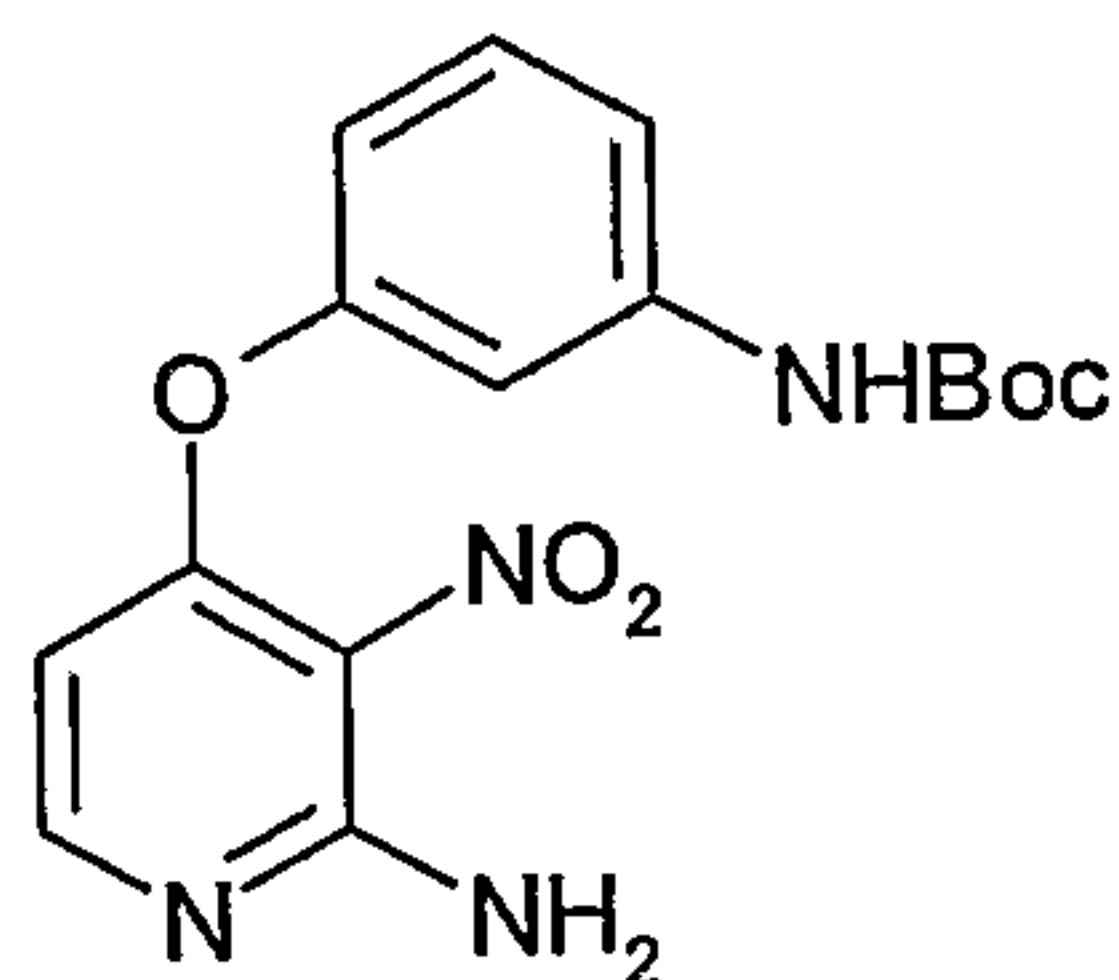
tert-butyl 4-(2-amino-3-nitropyridin-4-yloxy)-3-fluorophenylcarbamate



25 Using Method A1 with *tert*-butyl-4-hydroxy-3-fluorophenylcarbamate (1.26g, 5.5mmol), the title compound (1.99g, 99%) was obtained after 1 hour stirring as a yellow powder.

30 ¹H-NMR (DMSO-d₆), δ (ppm), J (Hz): 1.52 (s, 9H, *tert*- Bu); 5.98 (d, 1H, H_{Py} J=5.7 Hz), 7.21 (s, 2H, NH₂), 7.32 (m, 2H, H_{arom}), 7.63 (m, 1H, H_{arom}), 8.02 (d, 1H, H_{Py} J=5.4Hz), 9.74 (s, 1H, NH_{carbamate}). ¹³C-NMR (DMSO-d₆), δ (ppm), J (Hz): 28.0, 79.7, 99.0, 106.3, 114.6, 121.0, 123.5, 133.7, 139.0, 152.6, 153.2, 153.7, 154.0, 158.7. ¹⁹F-NMR (δ, ppm, DMSO-d₆): -128.76. LC-MS (*m/z*): 365 (M+H, 100), rt=2.58min.

- 97 -

Synthesis 114-(3-*N*-(*tert*- Butoxycarbonyl)aminophenoxy)-3-nitro-2-amino-pyridine

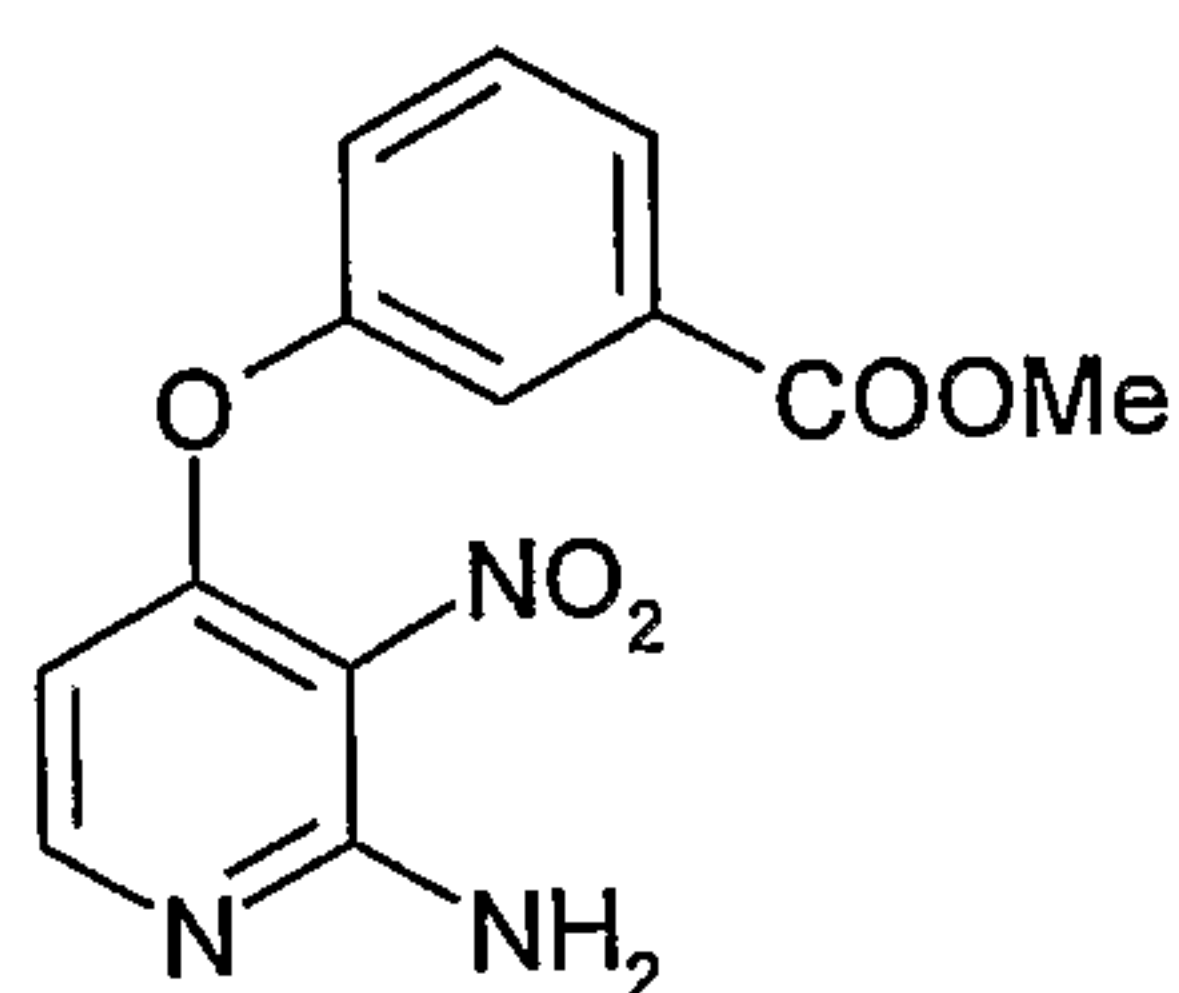
Method A1 was used with 3-*N*-Boc-amino-phenol (1.2g, 5.4 mmol) to afford the title
 5 compound as a glassy yellow solid (1.7g, 90%).

¹H-NMR (DMSO), δ (ppm), J (Hz): 1.46 (s, 9H, (CH₃)₃C), 5.36 (s, 2H, NH₂), 6.00 (d, 1H, H_{Pyr}, J=5.7), 6.77 (d, 1H, H_{arom}, J=6.9), 7.32-7.36 (m, 2H, H_{arom}), 8.01 (d, 1H, H_{Pyr}), 9.56 (s, 1H, NH); LC-MS (*m/z*): 346.1 (M+H, 100), rt=7.10 min.

10

Synthesis 12

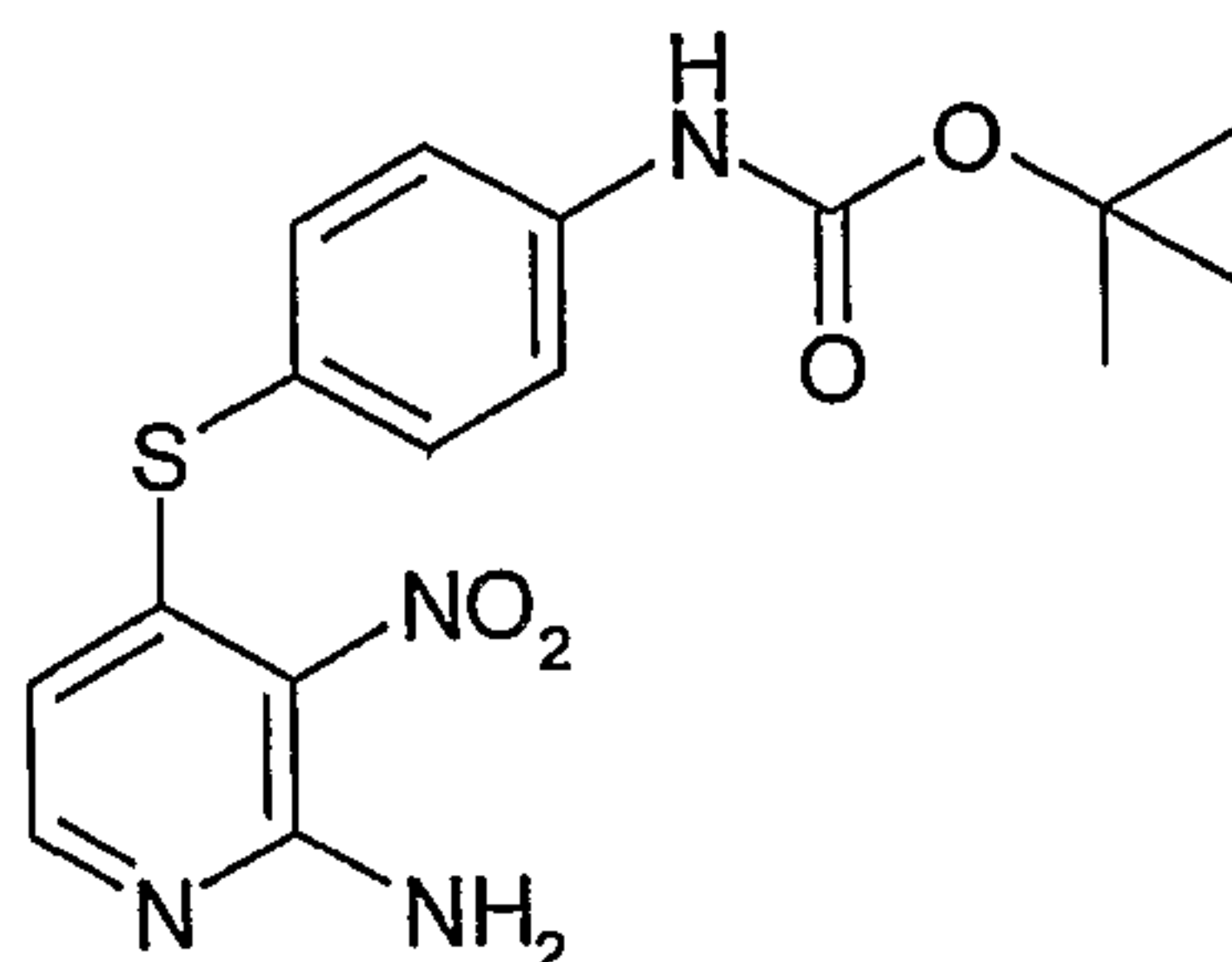
Methyl 3-(2-amino-3-nitropyridin-4-yloxy)benzoate



Method A1 was used with methyl 3-hydroxybenzoate (800 mg, 4.7 mmol) to afford the
 15 title compound (760 mg, 53% yield).

¹H-NMR (DMSO), δ (ppm), J (Hz): 3.86 (s, 3H, Me), 6.04 (d, 1H, H_{Pyr}, J=6.0 Hz), 7.23 (s, 2H, NH₂), 7.52 (d, 1H, H_{arom}, J=8.0 Hz), 7.63-7.66 (m, 1H, H_{arom}), 7.88 (d, 1H, H_{arom}, J=8.0 Hz), 8.04 (d, 1H, H_{Pyr}); LC-MS (*m/z*): 290 (M+H, 100).

20

Synthesis 13*Tert*-butyl 4-(2-amino-3-nitropyridin-4-ylthio)phenylcarbamate

Method A3: Dry DMSO (15 mL) was added to NaH (1.24 g of a 60% dispersion in mineral
 25 oil, 25.7 mmol) in a round bottom flask under Ar. After 5 min, solid *tert*-butyl 4-

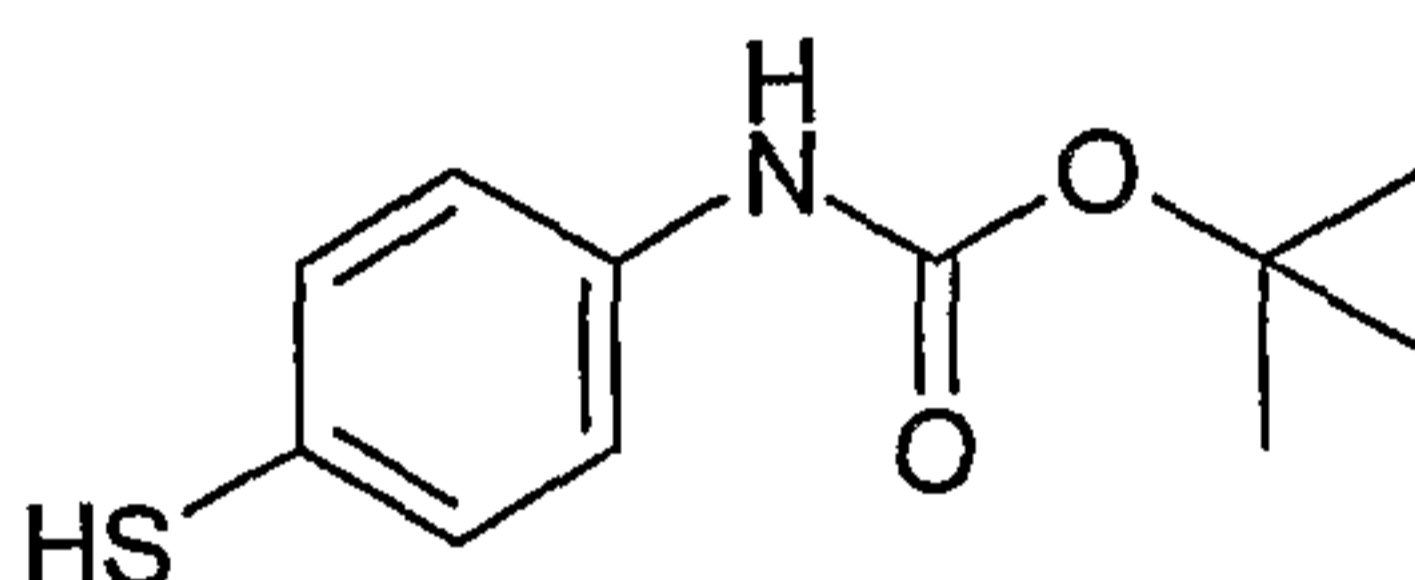
- 98 -

mercaptophenylcarbamate (6.98 g, 31.0 mmol) was added in three portions, which led to the formation of a yellow solution while effervescence occurred. After 15 min of stirring at RT, 4-chloro-3-nitropyridin-2-amine (5.38 g, 31.0 mmol) at once. The yellow/brown solution was stirred for 30 min and EtOAc (150 mL) and H₂O (400 mL) were subsequently added. The aqueous layer was extracted with EtOAc (3 × 100 mL) and the combined organic layers were washed once with saturated NaHCO₃ (150 mL), dried (MgSO₄), filtered, and concentrated to dryness to give the title compound as a bright yellow solid. Yield: 11.2 g (quantitative).

¹H-NMR (DMSO-d₆), δ (ppm), J (Hz): 1.49 (s, 9H, *tert*- Bu), 5.83 (d, J=5.4, 1H, H_{py}), 7.47 (d, J=8.7, 2H, H_{arom}), 7.64 (d, J=8.7, 2H, H_{arom}), 7.87-7.89 (m, 3H), 9.69 (s, 1H, NH_{Boc}); ¹³C-NMR (DMSO-d₆), δ (ppm), J (Hz): 28.0, 79.6, 110.3, 119.4, 121.5, 124.8, 136.4, 141.4, 152.3, 152.5, 153.6, 156.2; LC-MS: 364.0 (M+H, 100); HRMS: *m/z* calcd. for C₁₆H₁₉N₄O₄S [M+H⁺]: 363.11215; found: 363.11261.

Synthesis 14

Tert-butyl 4-mercaptophenylcarbamate



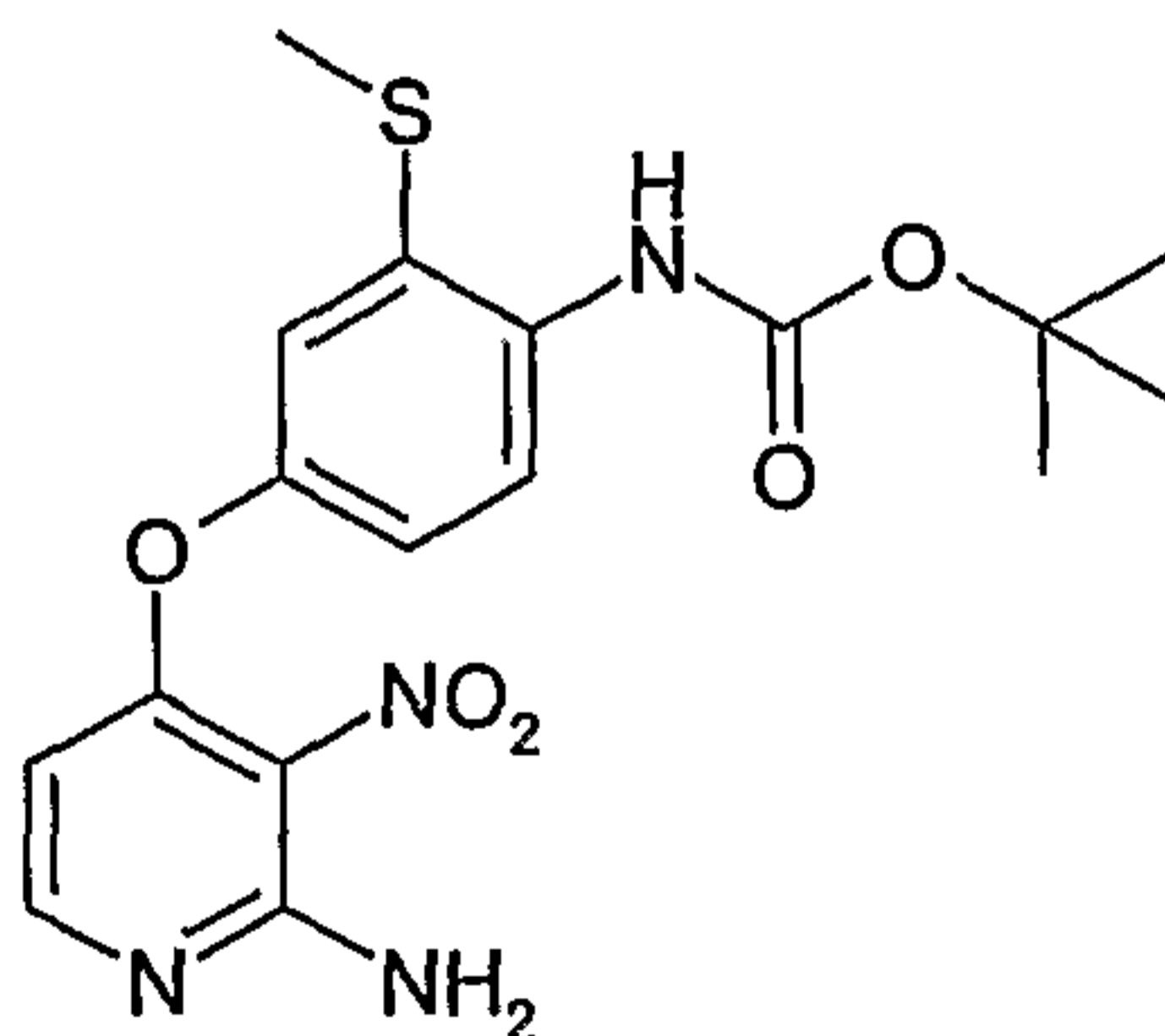
Method B was used with 4-aminobenzenethiol (8.08 g, 64.5 mmol) to afford the title compound. Yield: 14.5 g (100%).

¹H-NMR (DMSO-d₆), δ (ppm), J (Hz): 1.46 (s, 9H, *tert*- Bu), 5.08 (s, 1H, SH), 7.17 (d, J=8.7, 2H, H_{arom}), 7.34 (d, J=8.7, 2H, H_{arom}), 9.27 (s, 1H, NH_{Boc}); ¹³C-NMR (DMSO-d₆), δ (ppm), J (Hz): 28.1, 79.0, 118.9, 123.4, 129.6, 130.7, 137.2, 140.0, 152.7.

(II) Boc Protection of Amine

Synthesis 15

4-(4-N-(*tert*- Butoxycarbonyl)amino-3-thiomethyl-phenoxy)-3-nitro-2-amino-pyridine



Method B, was used with 4-(4-amino-3-(methylthio)phenoxy)-3-nitropyridin-2-amine (2g, 6.8 mmol). The title compound (2.42g, 90%) was obtained after purification by

- 99 -

chromatography on silica gel (EtOAc-DCM: 1-1, then EtOAc-MeOH: 95-5) as a powder (R_f 0.33, EtOAc-MeOH, 95:5).

$^1\text{H-NMR}$ (DMSO-d_6), δ (ppm), J (Hz): 1.46 (s, 9H, *tert*-Bu); 2.81 (s, 3H, CH_3); 6.07 (d, 1H, H_{Py} $J=5.6$ Hz), 7.19 (m, 1H, H_{arom}), 7.35 (m, 1H, H_{arom}), 7.53 (d, 1H, H_{arom} , $J=2.8$ Hz), 7.55 (d, 1H, H_{arom} , $J=8.7$ Hz), 8.01 (m, 1H, H_{arom}), 8.05 (d, 1H, H_{Py} $J=5.6$ Hz), 9.32 (s, 1H, $\text{NH}_{\text{carbamate}}$). $^{13}\text{C-NMR}$ (DMSO-d_6), δ (ppm), J (Hz): 14.8, 27.9, 78.8, 103.6, 115.9, 117.3, 121.7, 124.6, 127.5, 132.1, 137.1, 146.0, 148.5, 151.7, 153.4. LC-MS (m/z): 393 ($\text{M}+\text{H}$, 100), $rt=7.64$ min.

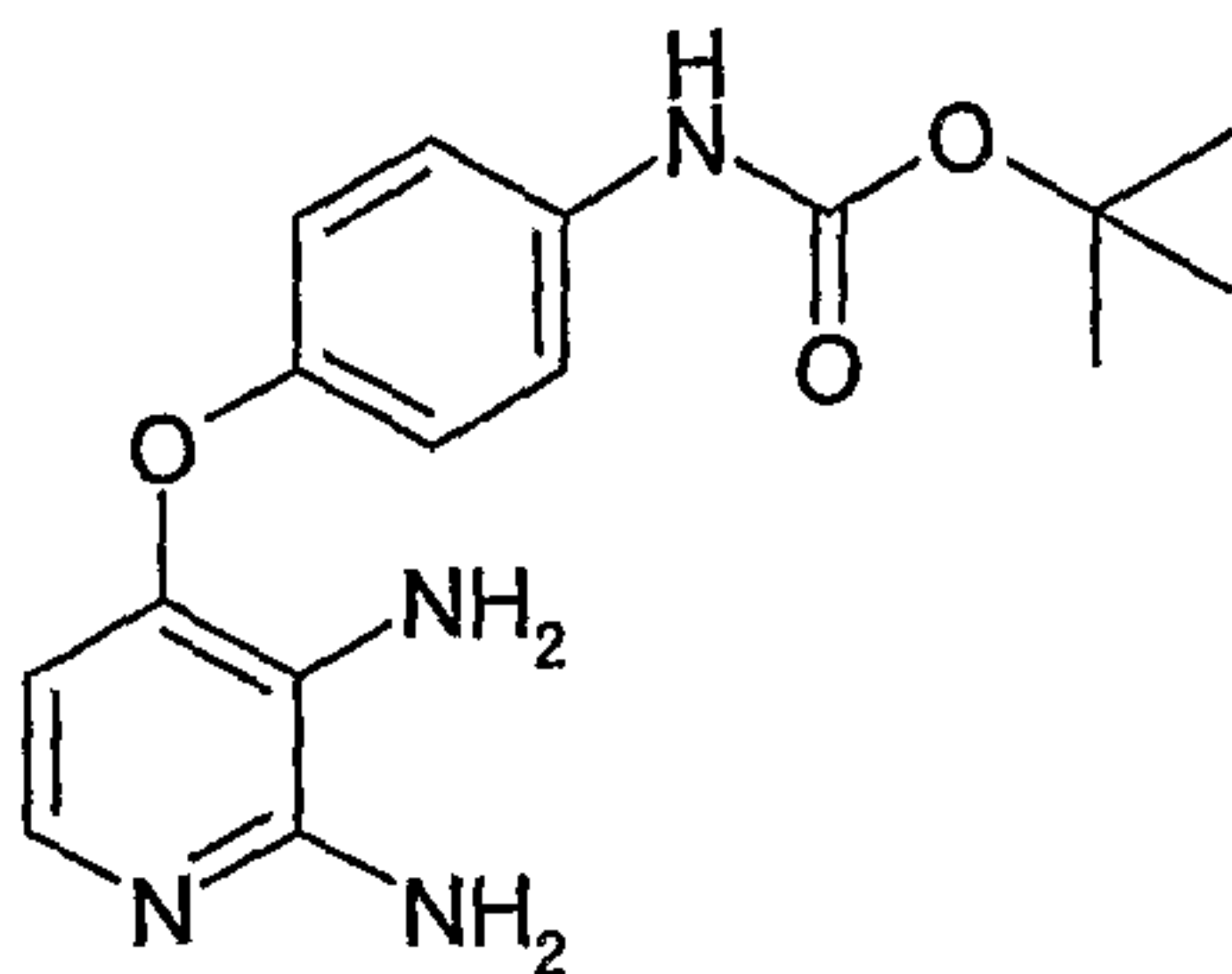
10

(III) Reduction of Nitro Group en-route to Common Intermediates
(According to Scheme 1)

Synthesis 16

15

tert-butyl 4-(2,3-diaminopyridin-4-yloxy)phenylcarbamate



Method C1: 1.56 g (4.5 mmol) of *tert*-butyl 4-(2-amino-3-nitropyridin-4-yloxy)phenylcarbamate are dissolved in 300 ml of a 1:1 ethanol:ethyl acetate mixture. The solution was mixed with H_2 was passed through a cartridge containing Pd/C in a H-cube apparatus, then was evaporated to provide 1.26 g (88% yield) of *tert*-butyl 4-(2,3-diaminopyridin-4-yloxy)phenylcarbamate as a white foamy solid.

20

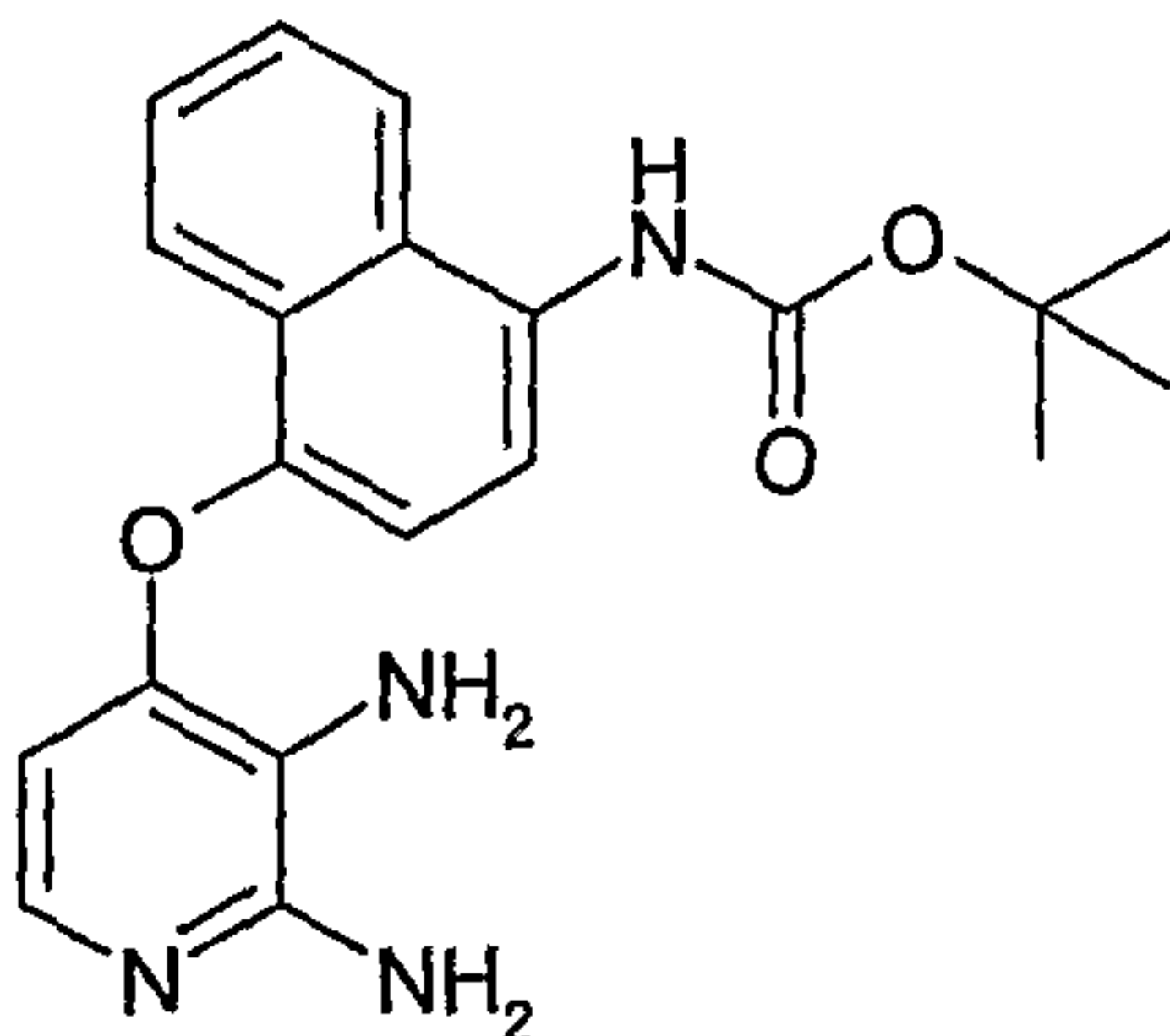
$^1\text{H-NMR}$ (CDCl_3), δ (ppm), J (Hz): 1.54 (9H, s), 2.90 (4H, bs), 6.60 (1H, bs), 6.17 (d, 1H, $J=5.7$ Hz), 7.01 (2H, d, $J=8.9$ Hz), 7.38 (d, 2H, $J=8.9$ Hz), 7.52 (d, 1H, $J=5.8$ Hz).

25

LC-MS (m/z): 317 ($\text{M}+\text{H}$, 100).

Synthesis 17

tert-butyl 4-(2,3-diaminopyridin-4-yloxy)naphthalen-1-ylcarbamate

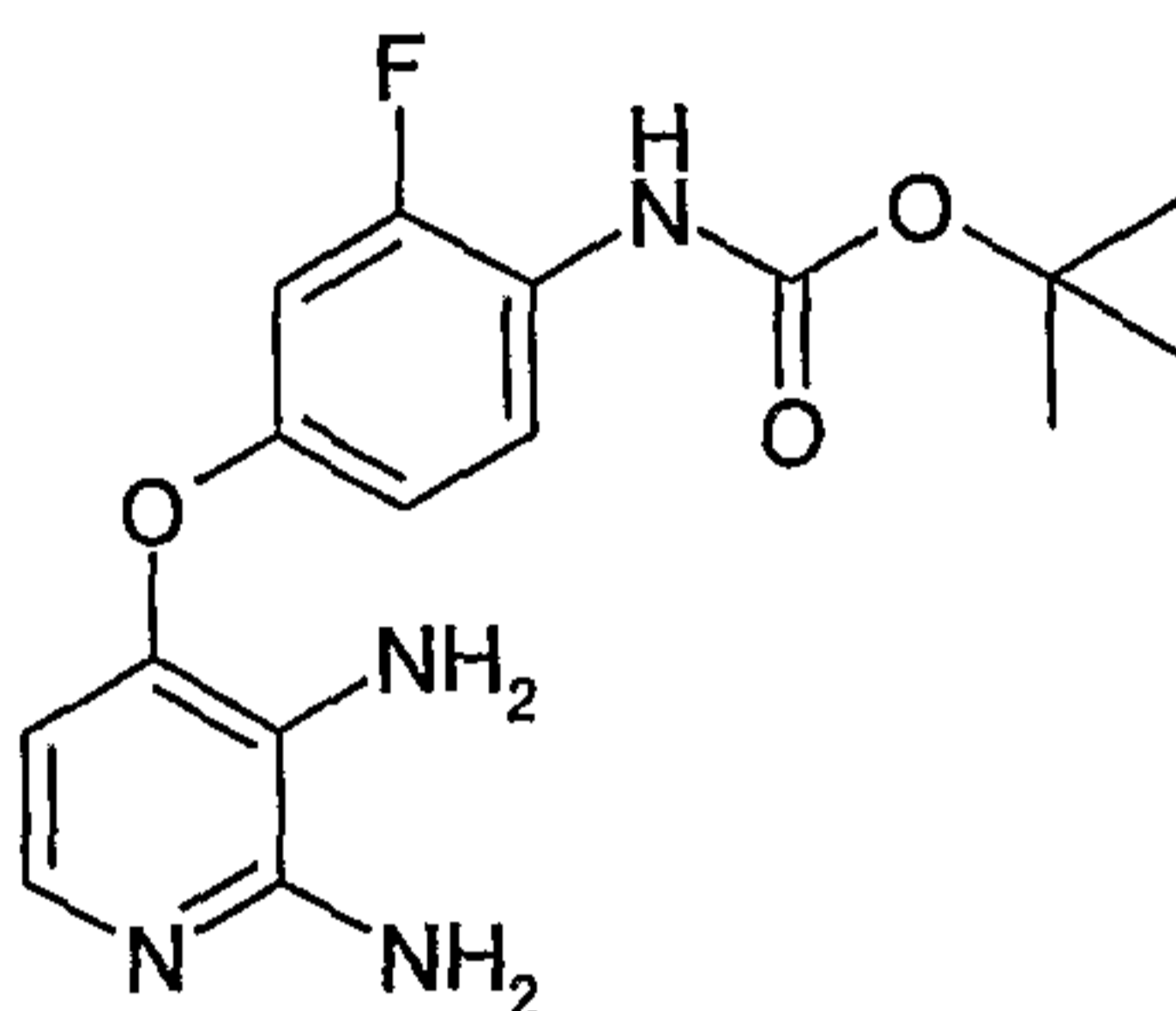


- 100 -

Method C1 was used with *tert*-butyl 4-(2-amino-3-nitropyridin-4-yloxy)naphthalen-1-ylcarbamate (3.0 g, 7.6 mmol) with solvent mixture MeOH:THF 1:1 to afford the title compound in quantitative yield (2.4 g).

- 5 ¹H-NMR (CDCl₃), δ (ppm), J (Hz): 1.56 (s, 9H), 6.03 (d, 1H, J = 6.0 Hz), 7.04 (s, 1H), 7.07 (d, 1H, J = 8.2 Hz), 7.33 (d, 1H, J = 6.0 Hz), 7.50 (t, 1H, J = 7.4 Hz), 7.57 (t, 1H, J = 8.2 Hz), 7.77 (bs, 1H), 7.95 (d, 1H, J = 8.2 Hz), 7.98 (d, 1H, J = 8.2 Hz).
LC-MS (*m/z*): 367 (M+H, 100).

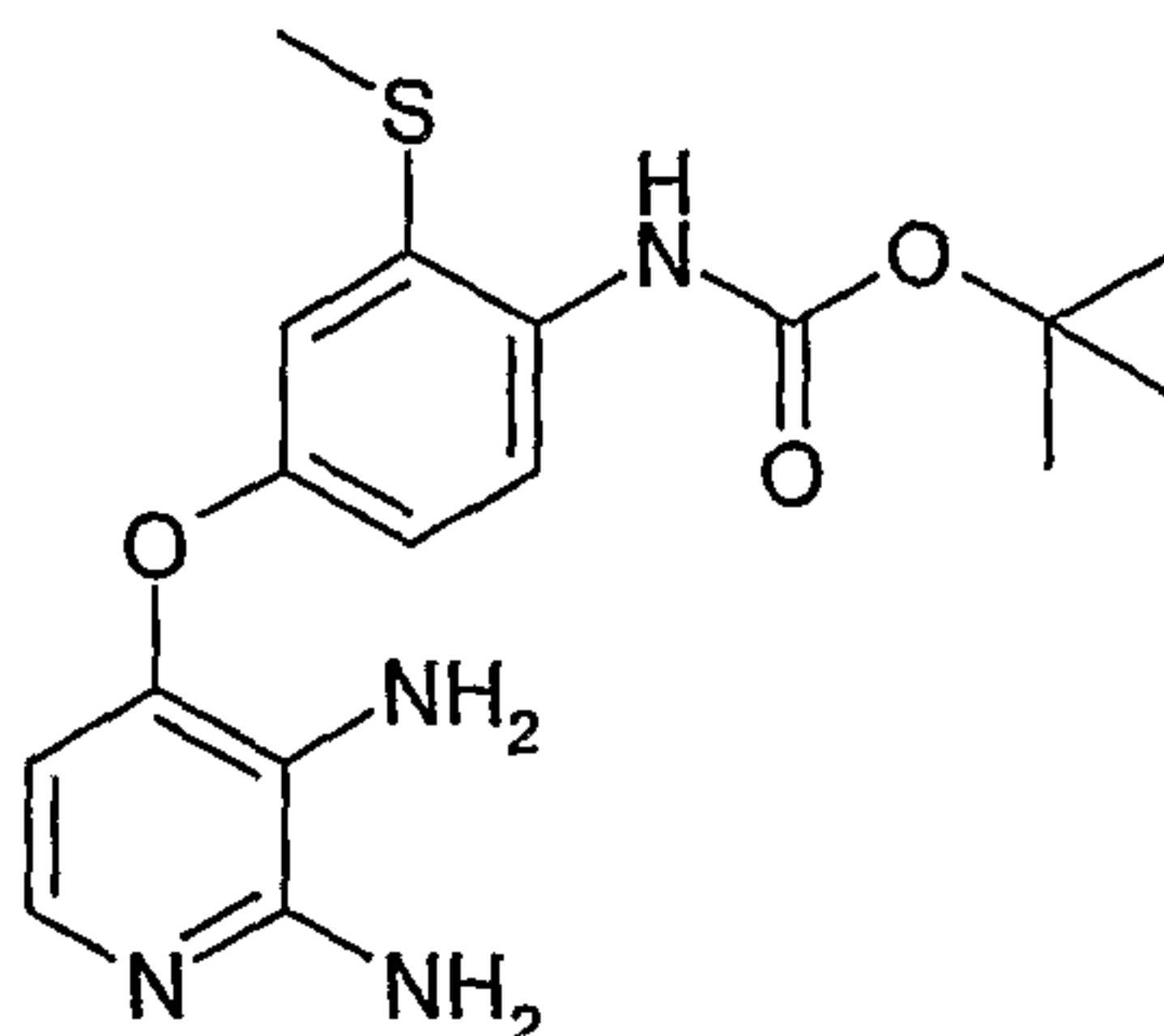
10

Synthesis 184-(4-*N*-(*tert*- Butoxycarbonyl)amino-3-fluorophenoxy)-2,3-diamino-pyridine

- Method C2: Pd/C (1.09 g) was added to a yellow solution of 4-(4-*N*-(*tert*-
15 Butoxycarbonyl)amino-3-fluorophenoxy)-3-nitro-2-amino-pyridine (6.20 g, 17.0 mmol) in EtOAc/EtOH (90/150 mL) and the black mixture was stirred under a hydrogen atmosphere for 5h and filtered over Celite. The dark brown filtrate was concentrated to dryness, redissolved in CH₂Cl₂ (20 mL) and loaded onto a silicagel column. The products were eluted with EtOAc and the fractions containing the title compound were compound and evaporated to dryness. The orange oil was dissolved in CH₂Cl₂ and an equal amount
20 of hexane was added. The solution was concentrated to dryness to give an orange foam. Yield: 4.30 g (76%).

- ¹H-NMR (DMSO-*d*₆), δ (ppm), J (Hz): δ=8.82 (br s, 1H, NH_{Boc}), 7.47 (t, J=8.5 Hz, 1H, H_{arom}), 7.28 (d, 1H, J=5.5 Hz, H_{Py}), 6.87 (m, 1H, H_{arom}), 6.76 (m, 1H, H_{arom}), 6.09 (d, 1H, J=5.5 Hz, H_{Py}), 5.61 (s, 2H, NH₂), 4.47 (s, 2H, NH₂), 1.45 ppm (s, 9H, *tert*- Bu); ¹⁹F NMR (470 MHz, DMSO-*d*₆): δ=-120.7 ppm; LC-MS (*m/z*): 335.3 (M+H, 100), *rt*=2.69 min.

- 101 -

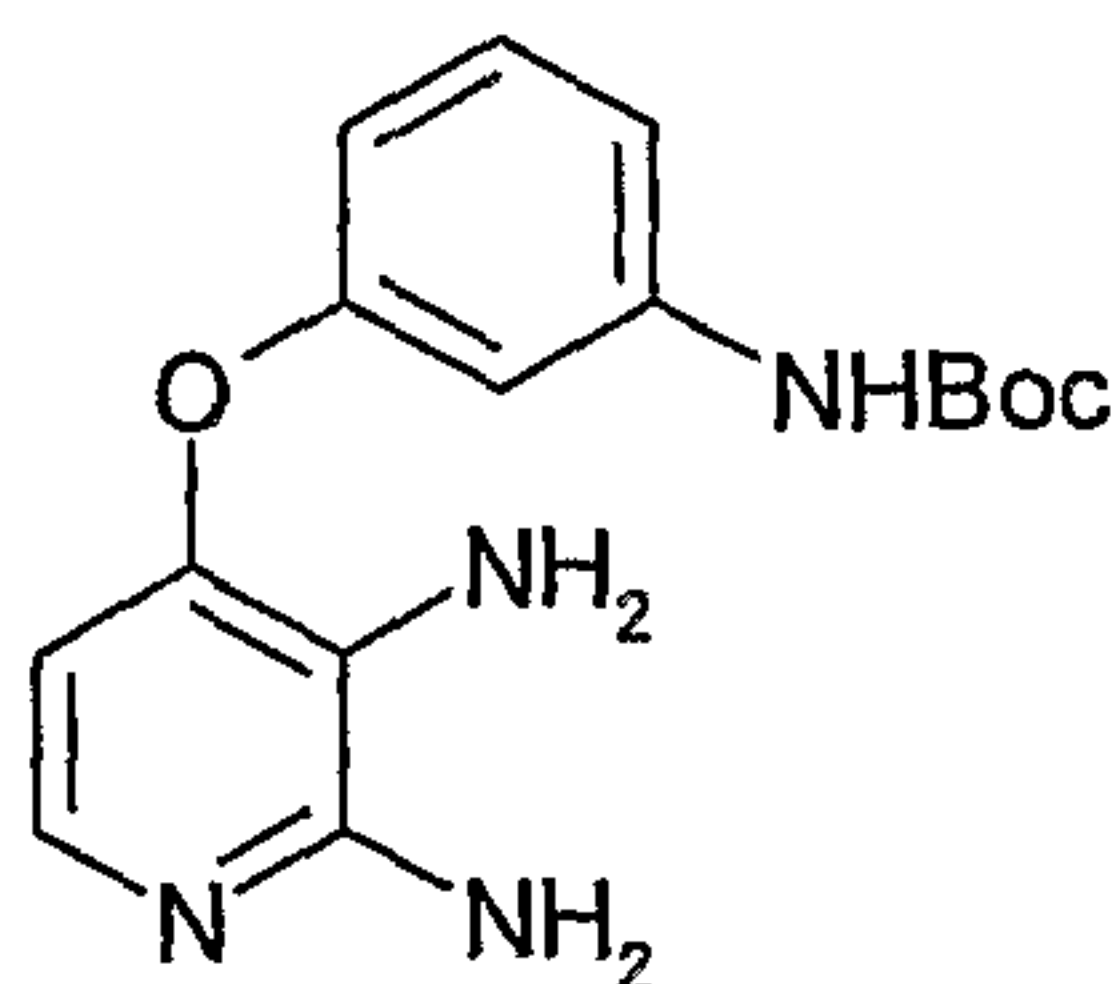
Synthesis 19*Tert*-butyl 4-(2,3-diaminopyridin-4-yloxy)-2-(methylthio)phenylcarbamate

Using Method C4 with 4-(4-N-(*tert*- Butoxycarbonyl)amino-3-thiomethyl-phenoxy)-3-nitro-
 5 2-amino-pyridine (12.5g, 31.8mmol), the title compound (2.07g, 18%) was obtained after
 purification by chromatography on silica gel (EtOAc, then EtOAc-MeOH: 95-5) as a
 powder (R_f 0.33, EtOAc-MeOH, 95:5).

$^1\text{H-NMR}$ (DMSO- d_6), δ (ppm), J (Hz): 1.44 (s, 9H, *tert*- Bu); 2.39 (s, 3H, CH₃); 5.56 (bs,
 10 2H, NH₂); 6.29 (d, 1H, H_{Py} J=6.9 Hz), 6.87 (dd, 1H, H_{arom} J=8.6 Hz, J=2.7 Hz), 7.06 (d,
 1H, H_{arom} , J=2.7 Hz), 7.31 (m, 2H, H_{Py} J=6.8 Hz + H_{arom}), 7.56 (bs, 2H, NH₂, H_{py}), 8.44 (s,
 1H, NH_{carbamate}). $^{13}\text{C-NMR}$ (DMSO- d_6), δ (ppm), J (Hz): 14.8, 27.9, 78.8, 103.6, 115.9,
 117.3, 121.7, 124.6, 127.5, 132.1, 137.1, 146.0, 148.5, 151.7, 153.4.

LC-MS (m/z): 362 (M+H, 100), rt = 3.04 min.

15

Synthesis 204-(3-N-(*tert*- Butoxycarbonyl)aminophenoxy)-2,3-diamino-pyridine

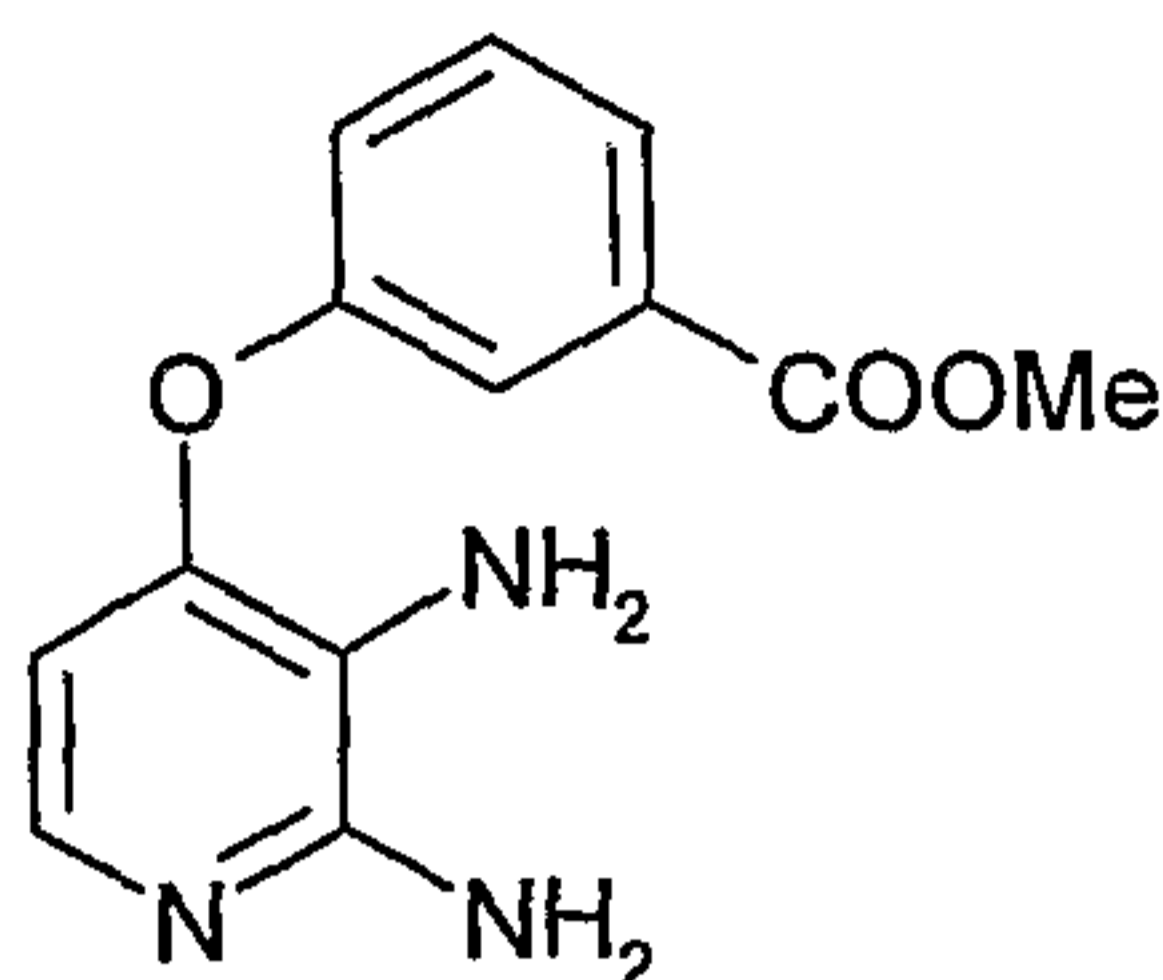
Method C2 was used with 4-(3-N-(*tert*-butoxycarbonyl)aminophenoxy)-2-amino-3-nitro-
 20 pyridine (2.5 g, 7.2 mmol) to afford the title compound as a brown glassy solid (2.17g,
 95%).

$^1\text{H-NMR}$ (DMSO), δ (ppm), J (Hz): 1.45 (s, 9H, (CH₃)₃C), 4.39 (s, 2H, 5-NH₂), 5.36 (s, 2H,
 25 6-NH₂), 6.02 (d, 1H, H_{Py} J=5.6), 6.58 (d, 1H, H_{arom} J=7.9), 7.19-7.21 (m, 2H, H_{arom}), 7.25
 (d, 1H, H_{Py}), 9.41 (s, 1H, NH); LC-MS (m/z): 316.1 (M+H, 100), rt =4.03 min.

- 102 -

Synthesis 21

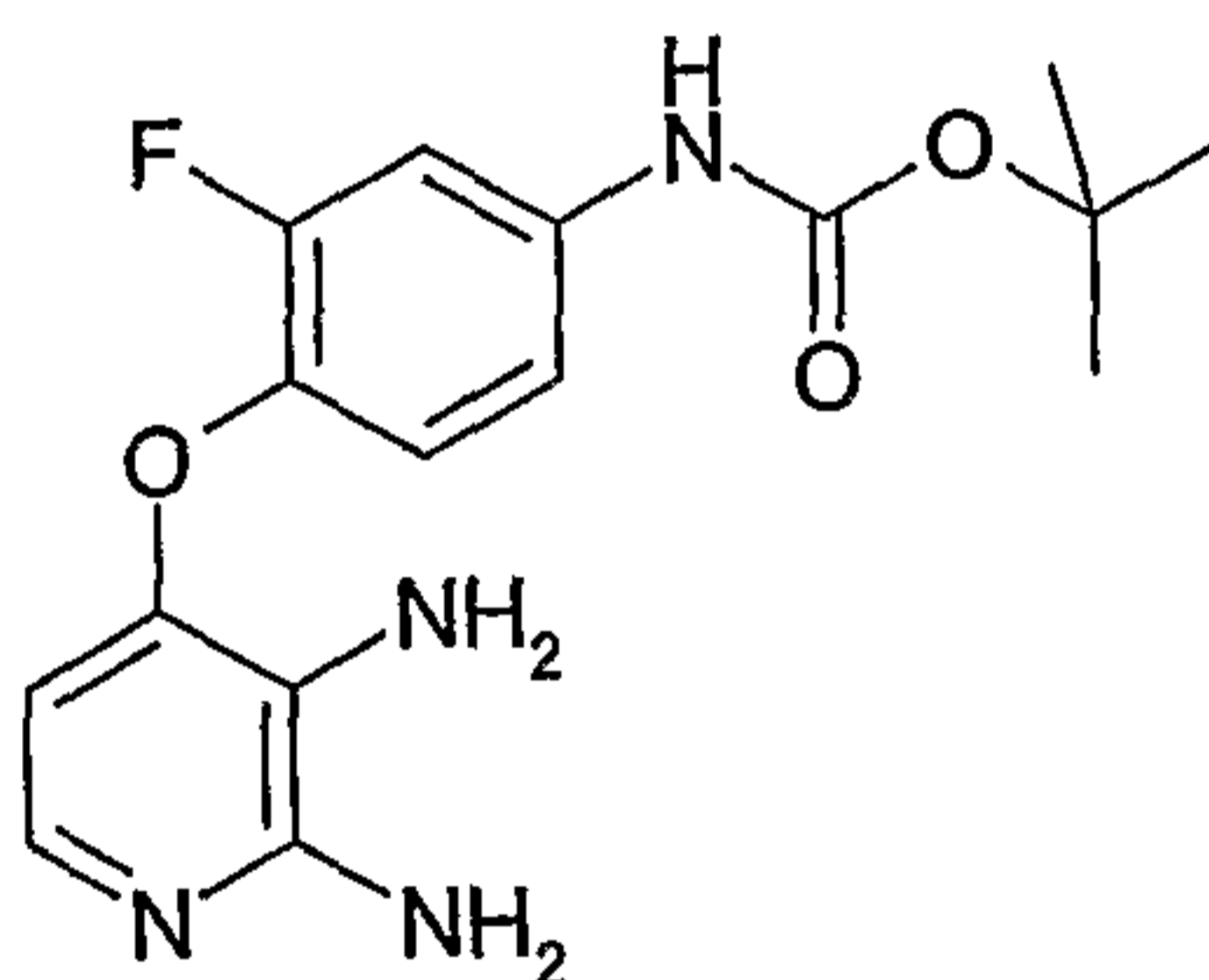
Methyl 3-(2,3-diaminopyridin-4-yloxy)benzoate



Method C2 was used with methyl 3-(2-amino-3-nitropyridin-4-yloxy) (760 mg, 2.6 mmol),
 5 enzoate to afford the title compound (680 mg, 100%).

¹H-NMR (DMSO), δ (ppm), J (Hz): 3.83 (s, 3H, Me), 4.54 (s, 2H, NH₂), 5.68 (s, 2H, NH₂),
 6.12 (d, 1H, H_{Pyr}, J=6.0 Hz), 7.27-7.32 (m, 1H, H_{arom}), 7.43 (d, 1H, H_{arom}, J=1.5 Hz), 7.52
 (t, 1H, H_{arom}, J=8.0 Hz), 7.69 (d, 1H, H_{Pyr}); LC-MS (m/z): 260 (M+H, 100).

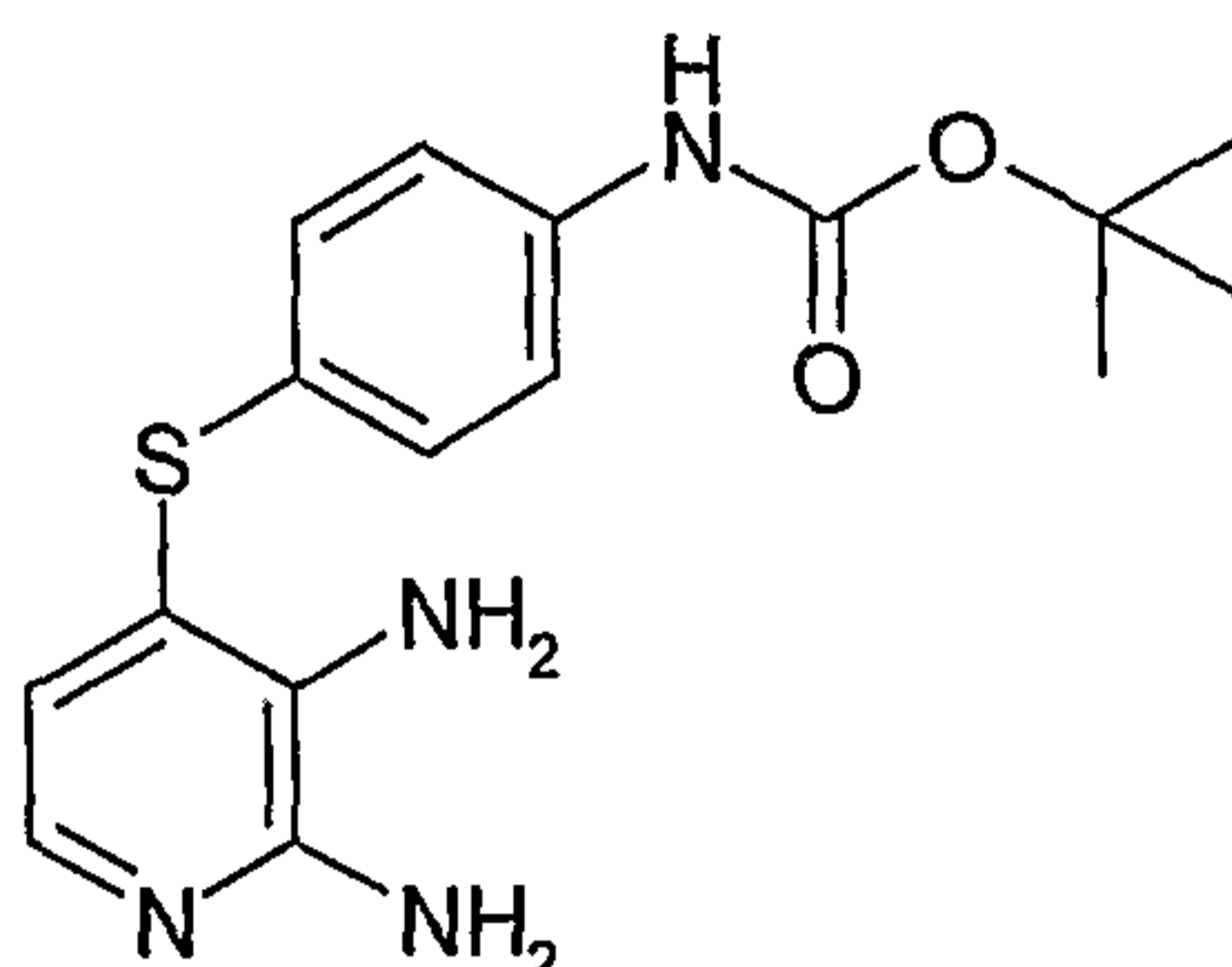
10

Synthesis 22*tert*-butyl 4-(2,3-diaminopyridin-4-yloxy)-3-fluorophenylcarbamate

Using Method C2 with *tert*-butyl 4-(2-amino-3-nitropyridin-4-yloxy)-3-
 15 fluorophenylcarbamate (2.15g, 5.9mmol), the title compound (1.75g, 89%) was obtained
 as a brown solid.

¹H-NMR (DMSO-d₆), δ (ppm), J (Hz): 1.52 (s, 9H, *tert*- Bu); 4.51 (bs, 2H, NH₂), 5.59 (s,
 2H, NH₂), 5.88 (d, 1H, H_{Py,5}, J=4.8 Hz), 7.11 (t, 1H, J=8.8 Hz), 7.22-7.27 (m, 2H, H_{arom}),
 20 7.56 (dd, 1H, H_{arom}, J=12.2 Hz J=1.6 Hz), 9.61 (s, 1H, NH_{carbamate}). ¹³C-NMR (DMSO-d₆),
 δ (ppm), J (Hz): 29.1, 80.6, 102.2, 107.6, 115.4, 119.2, 123.6, 136.6, 137.3, 138.2, 149.2,
 150.9, 153.7, 155.1. ¹⁹F-NMR (δ, ppm, DMSO-d₆): -129.68. LC-MS (m/z): 335 (M+H,
 100), rt=2.00min.

- 103 -

Synthesis 23*Tert*-butyl 4-(2,3-diaminopyridin-4-ylthio)phenylcarbamate

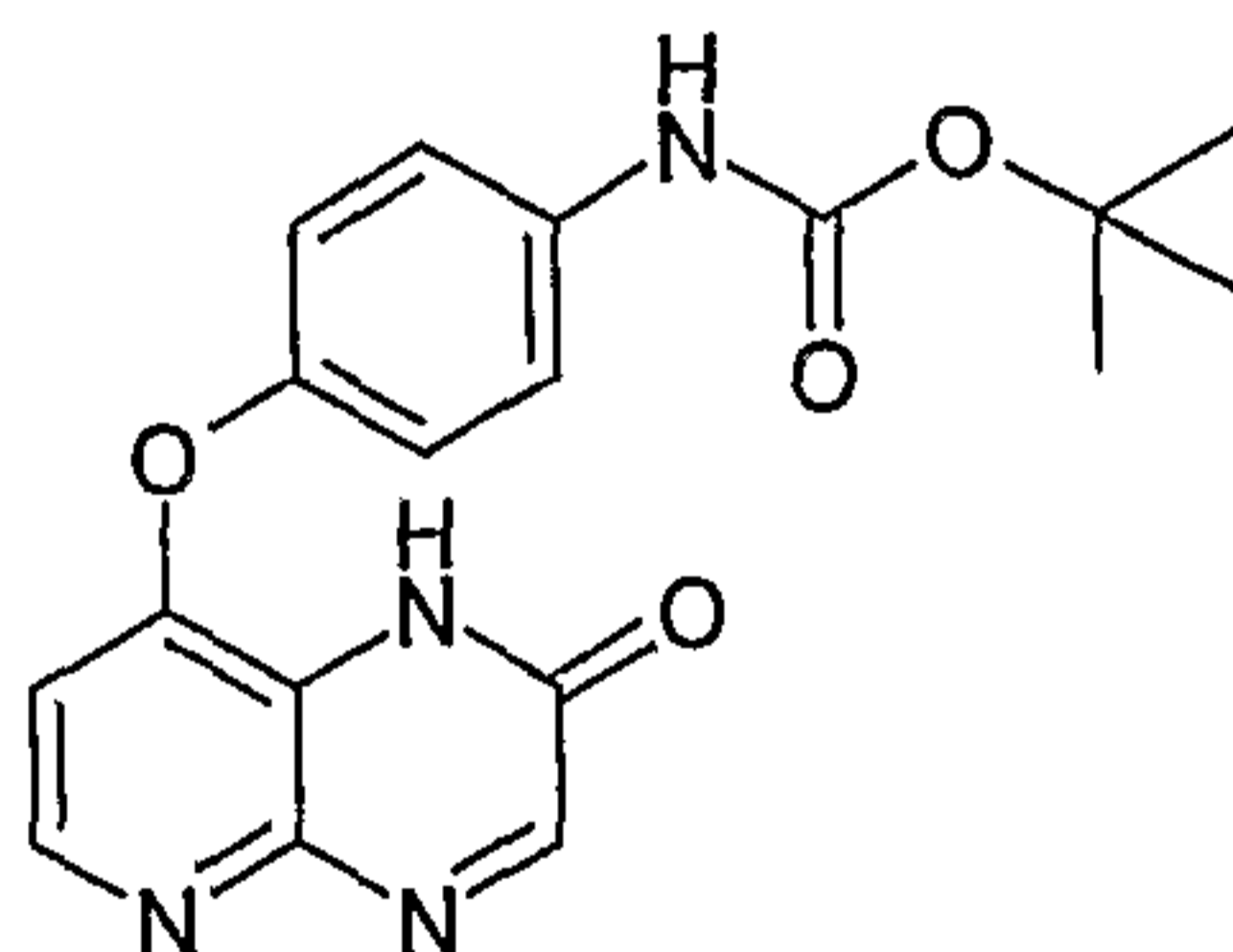
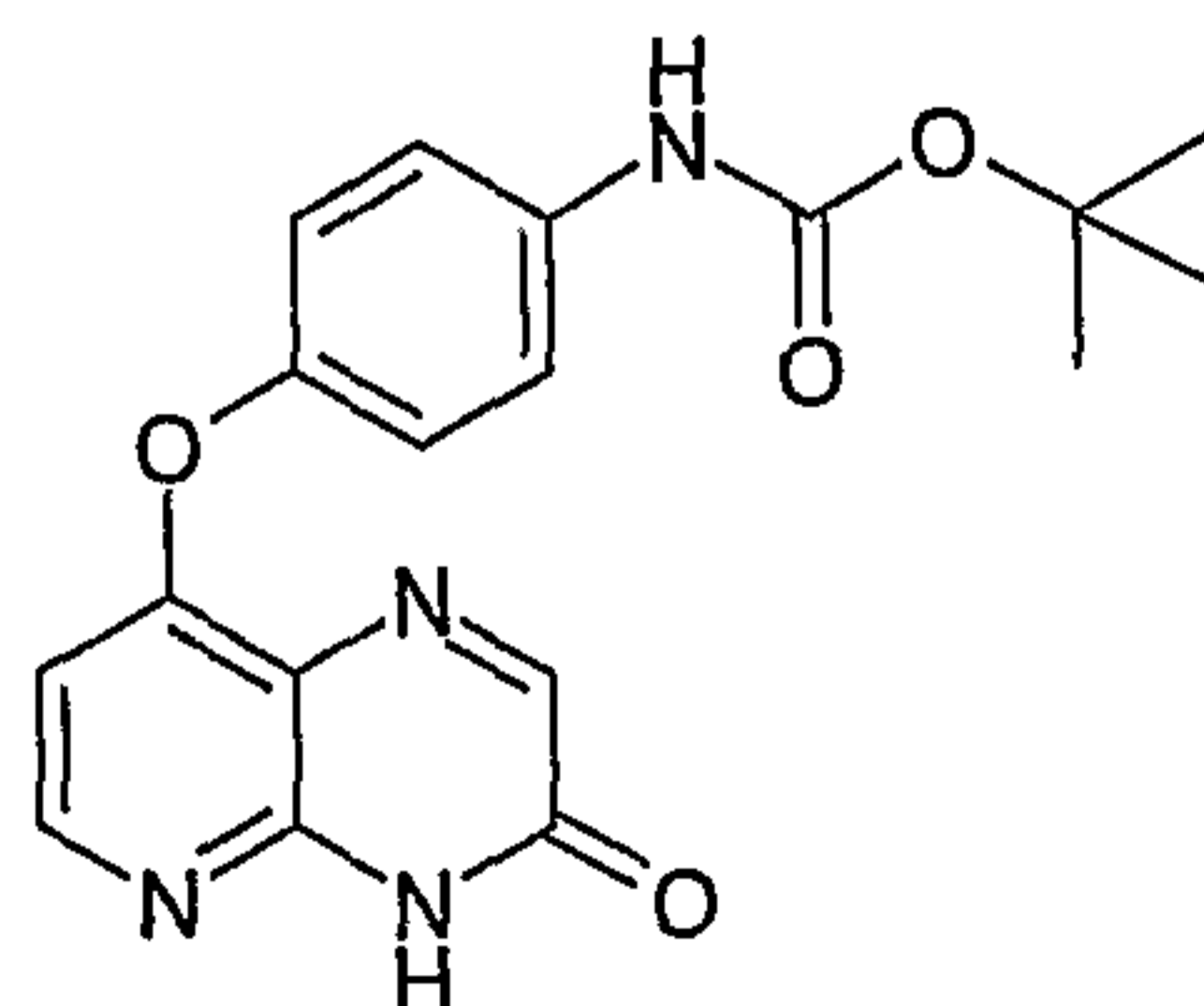
5 Method C3: *Tert*-butyl 4-(2-amino-3-nitropyridin-4-ylthio)phenylcarbamate (470 mg, 1.30 mmol) was dissolved in a mixture of EtOAc and EtOH (80 mL/40 mL) and Raney nickel (a spoonful) was added. The suspension was stirred under an H₂ atmosphere for 90 min and filtered through a pad of Celite. The colorless filtrate was concentrated to dryness to give the title compound as a colorless oil. Yield: 430 mg (quantitative).

10 ¹H-NMR (DMSO-d₆), δ (ppm), J (Hz): 1.46 (s, 9H, *tert*-Bu), 4.78 (br s, 2H, NH₂), 5.61 (br s, 2H, NH₂), 6.22 (d, J=5.3, 1H, H_{Py}), 7.19-7.22 (m, 3H), 7.44 (d, J=8.7, 2H, H_{arom}), 9.43 (s, 1H, NHBoc); ¹³C-NMR (DMSO-d₆), δ (ppm), J (Hz): 28.1, 79.2, 115.3, 119.0, 122.8, 125.1, 128.8, 131.7, 134.9, 139.1, 148.4, 152.5; LC-MS (*m/z*): 333.2 (M+H, 100), rt=3.06; HRMS (3.98 min): *m/z* calcd. for C₁₆H₂₁N₄O₂S [M+H⁺]: 333.13797; found: 333.13812.

15

(IV). Cyclisation En-Route to Common Intermediates1. Cyclisation to pyridopyrazin-3-one and pyridopyrazine-2-one

20

Synthesis 24*Tert*-butyl 4-(2-oxo-1,2-dihydropyrido[2,3-*b*]pyrazin-8-yloxy) phenylcarbamate*Tert*-butyl 4-(3-oxo-3,4-dihydropyrido[2,3-*b*]pyrazin-8-yloxy)phenylcarbamate

- 104 -

Method D1: *tert*-butyl 4-(2,3-diaminopyridin-4-yloxy)phenylcarbamate (0,86 g, 2.71 mmol) was dissolved in 15 ml of dry ethanol; 0.8 ml (4 mmol) of a 50% ethyl glyoxalate solution in toluene were added and the solution was stirred overnight at room temperature under Argon atmosphere. The solvent was partially evaporated, and *tert*-butyl 4-(2-oxo-1,2-

5 dihydropyrido[2,3-b]pyrazin-8-yloxy)phenylcarbamate (0.430 g, 45% yield) is precipitated by addition of acetone (10 ml) and filtered off.

tert-butyl 4-(3-oxo-3,4-dihydropyrido[2,3-b]pyrazin-8-yloxy)phenylcarbamate (0.200 g, 21% yield) is isolated by column chromatography over silica gel, eluant dichloromethane:

10 ethyl acetate 1:1 Rf=0.3.

tert-butyl 4-(2-oxo-1,2-dihydropyrido[2,3-b]pyrazin-8-yloxy)phenylcarbamate:
¹H-NMR (DMSO-d₆), δ (ppm), J (Hz): 1.49 (s, 9H), 6.76 (d, 1H, J=5.4 Hz), 7.15 (d, 2H, J=9.0 Hz), 7.57 (d, 2H, J=9.0 Hz), 8.32 (d, 1H, J=5.0 Hz), 8.40 (s, 1H), 9.44 (bs, 1H),

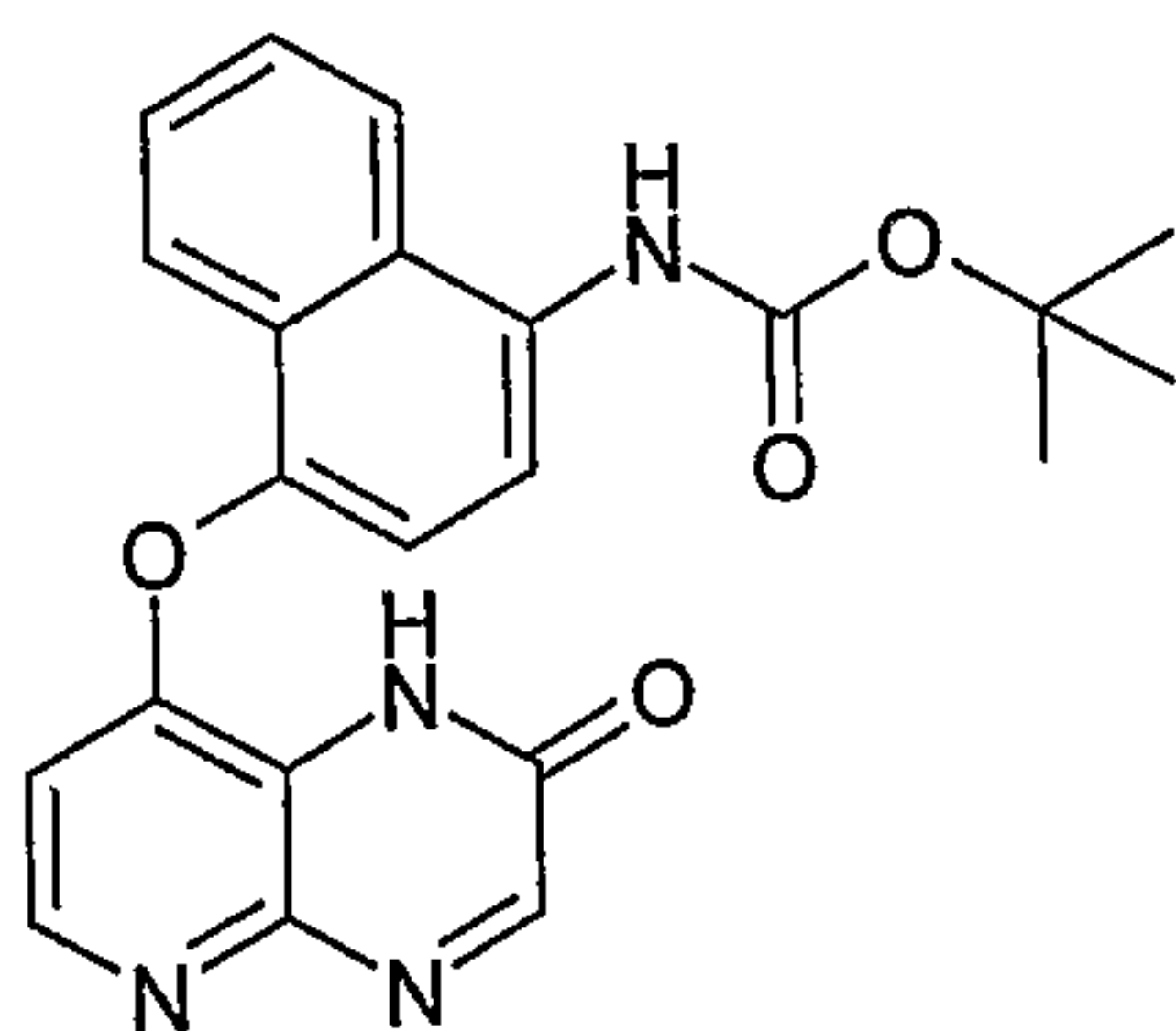
15 12.54 (bs, 1H). LC-MS (*m/z*): 367 (M+H, 100).

tert-butyl 4-(3-oxo-3,4-dihydropyrido[2,3-b]pyrazin-8-yloxy)phenylcarbamate:
¹H-NMR (CDCl₃), δ (ppm), J (Hz): 1.54 (s, 9H), 6.55 (d, 1H, J=5.5 Hz), 6.67 (bs, 1H), 7.14 (d, 2H, J=8.5 Hz), 7.49 (d, 2H, J=8.5 Hz), 8.36 (s, 1H), 8.46 (d, 1H, J=5.5 Hz), 12.88 (bs, 1H).

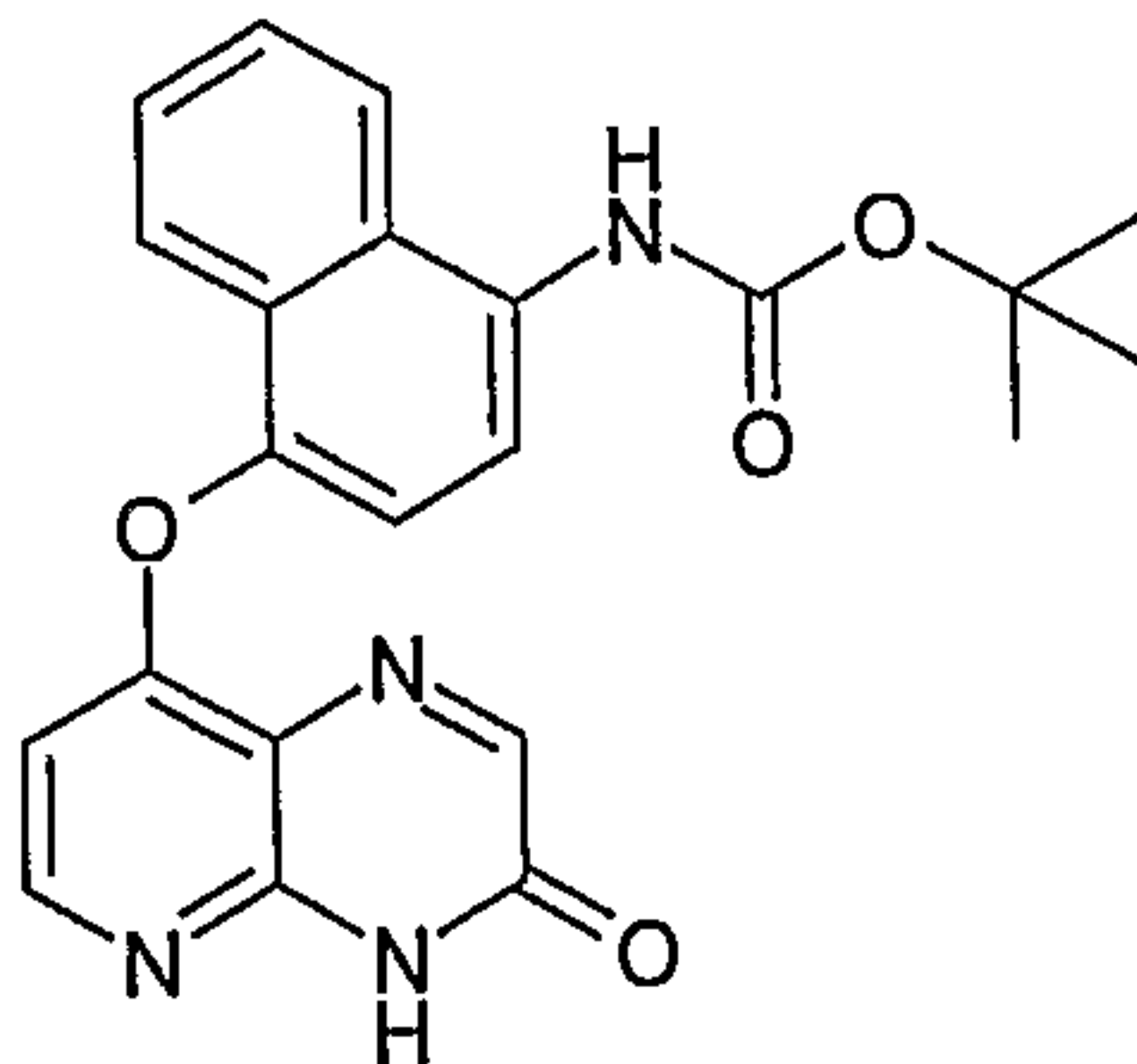
20 1H). LC-MS (*m/z*): 367 (M+H, 100).

Synthesis 25

Tert-butyl 4-(2-oxo-1,2-dihydropyrido[2,3-b]pyrazin-8-yloxy)naphthalen-1-ylcarbamate



25 *Tert*-butyl 4-(2-oxo-1,2-dihydropyrido[2,3-b]pyrazin-8-yloxy)naphthalen-1-ylcarbamate



Method D1 was used with *tert*-butyl 4-(2,3-diaminopyridin-4-yloxy)naphthalen-1-ylcarbamate (3.1 g) to afford the title compounds *Tert*-butyl 4-(2-oxo-1,2-dihydropyrido[2,3-b]pyrazin-8-yloxy)naphthalen-1-ylcarbamate (1.45 g, 42% yield) and

- 105 -

Tert-butyl 4-(2-oxo-1,2-dihydropyrido[2,3-*b*]pyrazin-8-yloxy)naphthalen-1-ylcarbamate
(.24 g, 9% yield).

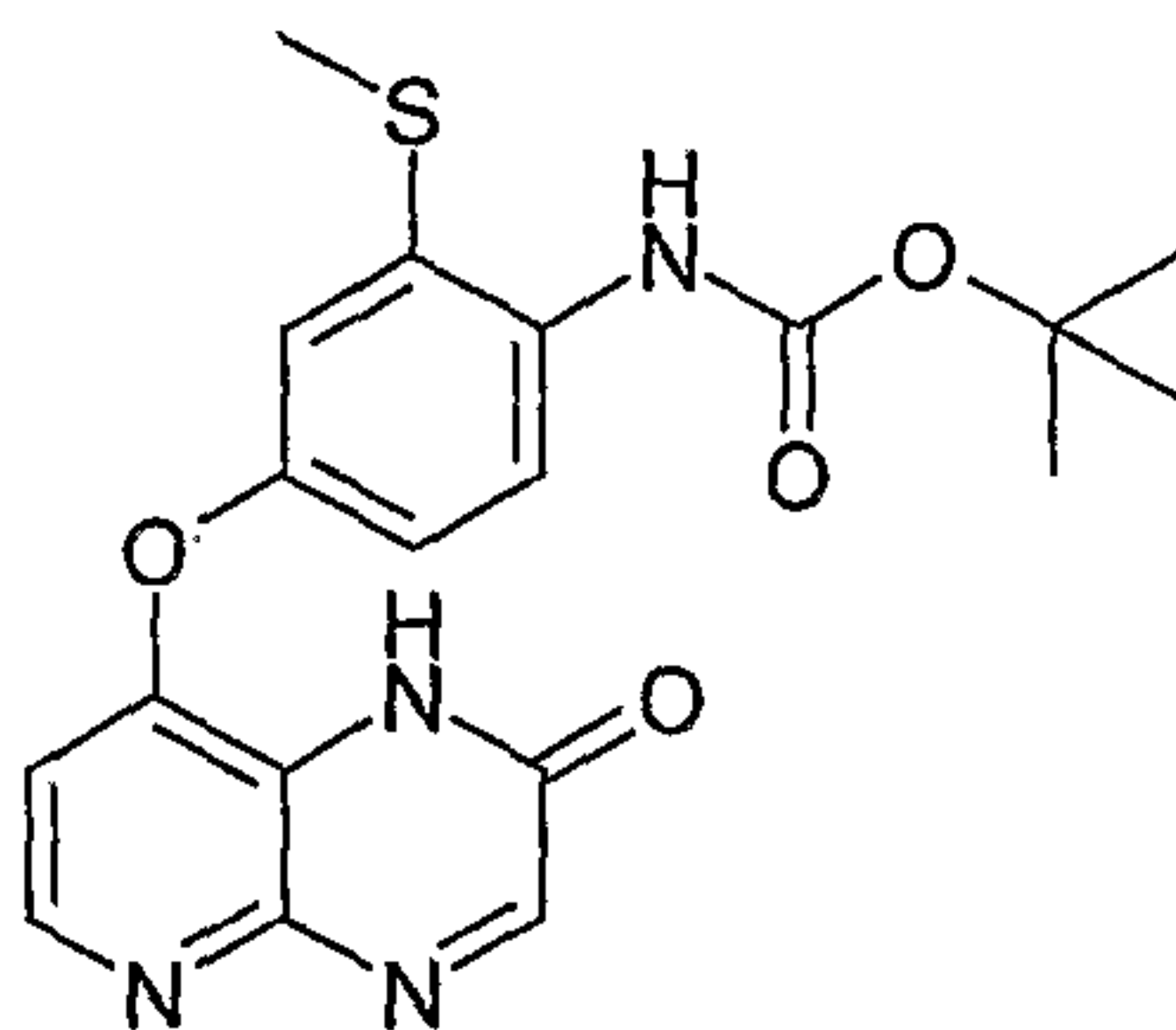
5 *Tert*-butyl 4-(2-oxo-3,4-dihydropyrido[2,3-*b*]pyrazin-8-yloxy)naphthalen-1-yl carbamate:
¹H-NMR (DMSO-*d*₆), δ (ppm), J (Hz): 1.51 (s, 9H), 6.63 (d, 1H, 5.6 Hz), 7.41 (d, 1H,
J=8.3 Hz), 7.56 (m, 1H), 7.62 (m, 1H), 7.64 (d, 1H, J= 8.3 Hz), 7.90 (d, 1H, 7.7 Hz), 8.14
(d, 1H, 7.7 Hz), 8.25 (d, 1H, J=5.6 Hz), 8.45 (s, 1H), 9.39 (bs, 1H), 12.86 (bs, 1H). LC-
MS (*m/z*): 405(M+H, 100).

10 *Tert*-butyl 4-(3-oxo-3,4-dihydropyrido[2,3-*b*]pyrazin-8-yloxy)naphthalen-1-yl carbamate:
¹H-NMR (DMSO-*d*₆), δ (ppm), J (Hz): 1.52 (s, 9H), 6.38 (d, 1H, 5.7 Hz), 6.64 (d, 1H,
J=8.2 Hz), 7.37 (d, 1H, J=6.6 Hz), 7.51-7.64 (m, 2H), 7.83 (d, 1H, J= 8.2 Hz), 8. 14 (d,
1H, 6.6 Hz), 8.25 (s, 1H), 8.27 (d, 1H, J=5.7 Hz), 9.38 (bs, 1H), 13.00 (bs, 1H). LC-MS:
m/z: LC-MS (*m/z*): 405(M+H, 60), 349 (100).

15

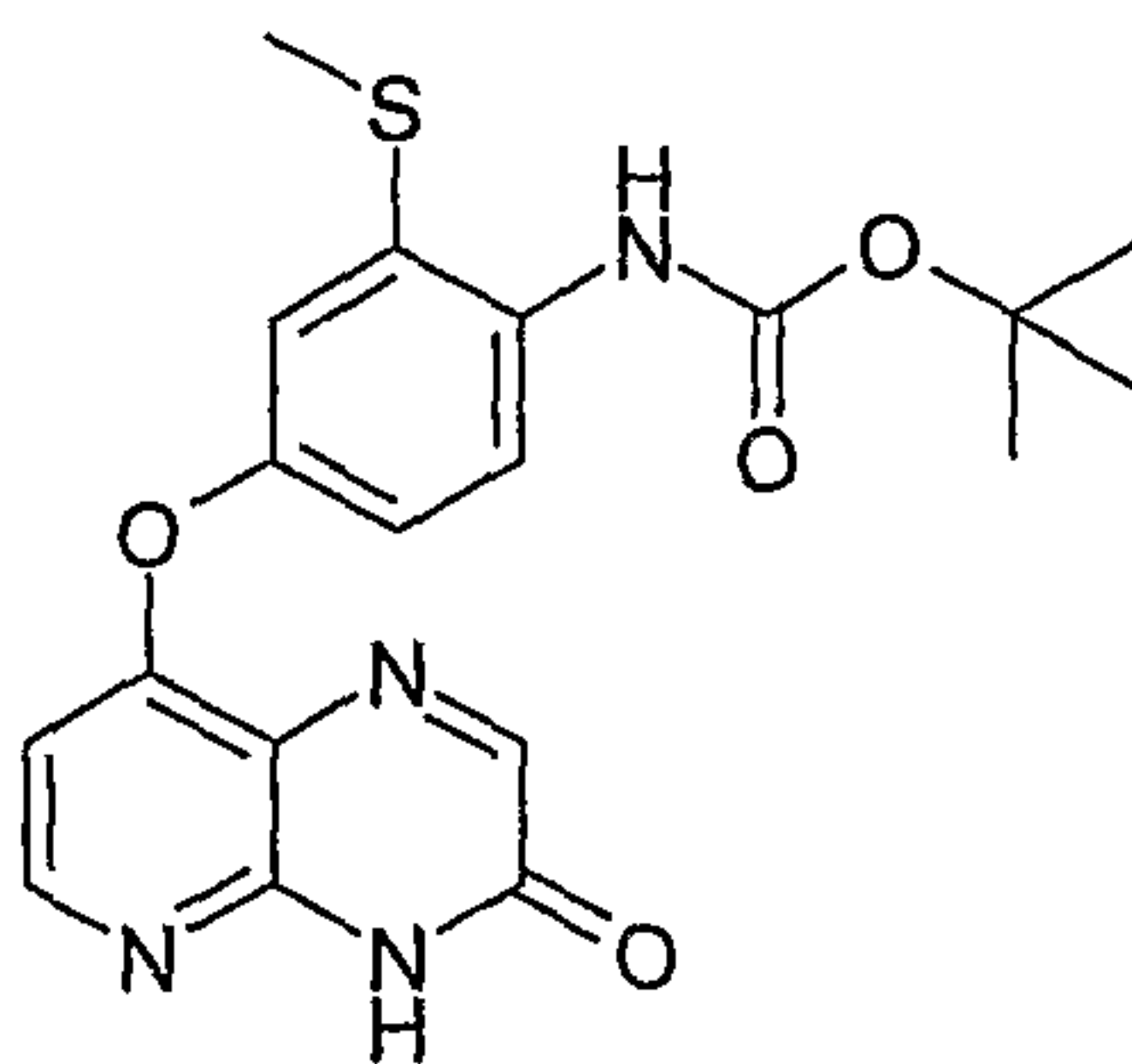
Synthesis 26

Tert-butyl -2-(methylthio)-4-(2-oxo-1,2-dihydropyrido[2,3-*b*]pyrazin-8-yloxy)
phenylcarbamate



20

Tert-butyl 2-(methylthio)-4-(3-oxo-3,4-dihydropyrido[3,2-*b*]pyrazin-8-
yloxy)phenylcarbamate



25

Using Method D1 with *tert*-butyl 4-(2,3-diaminopyridin-4-yloxy)-2-(methylthio)phenyl
carbamate (780mg, 2.15mmol), *tert*-butyl -2-(methylthio)-4-(3-oxo-1,2-dihydropyrido[2,3-
b]pyrazin-8-yloxy) phenyl carbamate (134mg, 15% yield) and *tert*-butyl -2-(methylthio)-4-
(2-oxo-1,2-dihydropyrido[2,3-*b*]pyrazin-8-yloxy) phenyl carbamate (427mg, 50% yield)
were obtained.

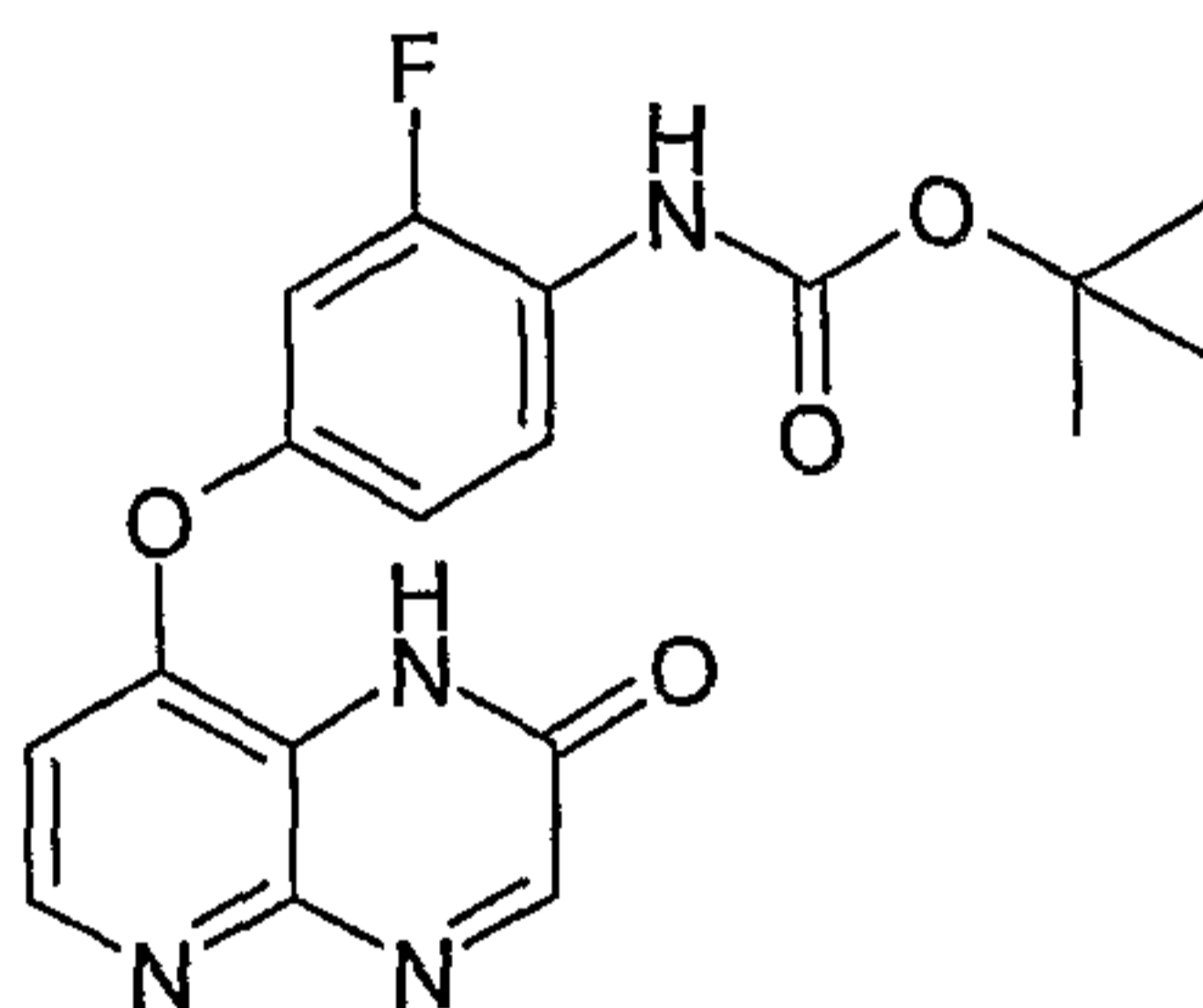
- 106 -

Tert-butyl -2-(methylthio)-4-(2-oxo-1,2-dihydropyrido[2,3-*b*]pyrazin-8-yloxy) phenyl carbamate: ¹H-NMR (DMSO-*d*₆), δ (ppm), J (Hz): 1.46 (s, 9H, *tert*- Bu); 2.40 (s, 3H, CH₃); 6.87 (d, 1H, H_{Py} J=5.3 Hz), 7.01 (dd, 1H, H_{arom}, J=8.6 Hz, J=2.6 Hz), 7.18 (d, 1H, H_{arom}, J=2.6 Hz), 7.37 (d, 1H, H_{arom}, J=8.6 Hz), 8.36 (d, 1H, H_{Py} J=5.3 Hz), 8.42 (s, 1H, NH or CH), 8.46 (s, 1H, NH or CH), 12.57 (s, 1H, NH). ¹³C-NMR (DMSO-*d*₆), δ (ppm), J (Hz): 14.9, 27.9, 78.9, 110.1, 116.8, 118.0, 127.4, 132.6, 137.0, 151.3, 153.4. LC-MS (*m/z*): 433 (M+H+MeOH, 100), *rt*=4.42min.

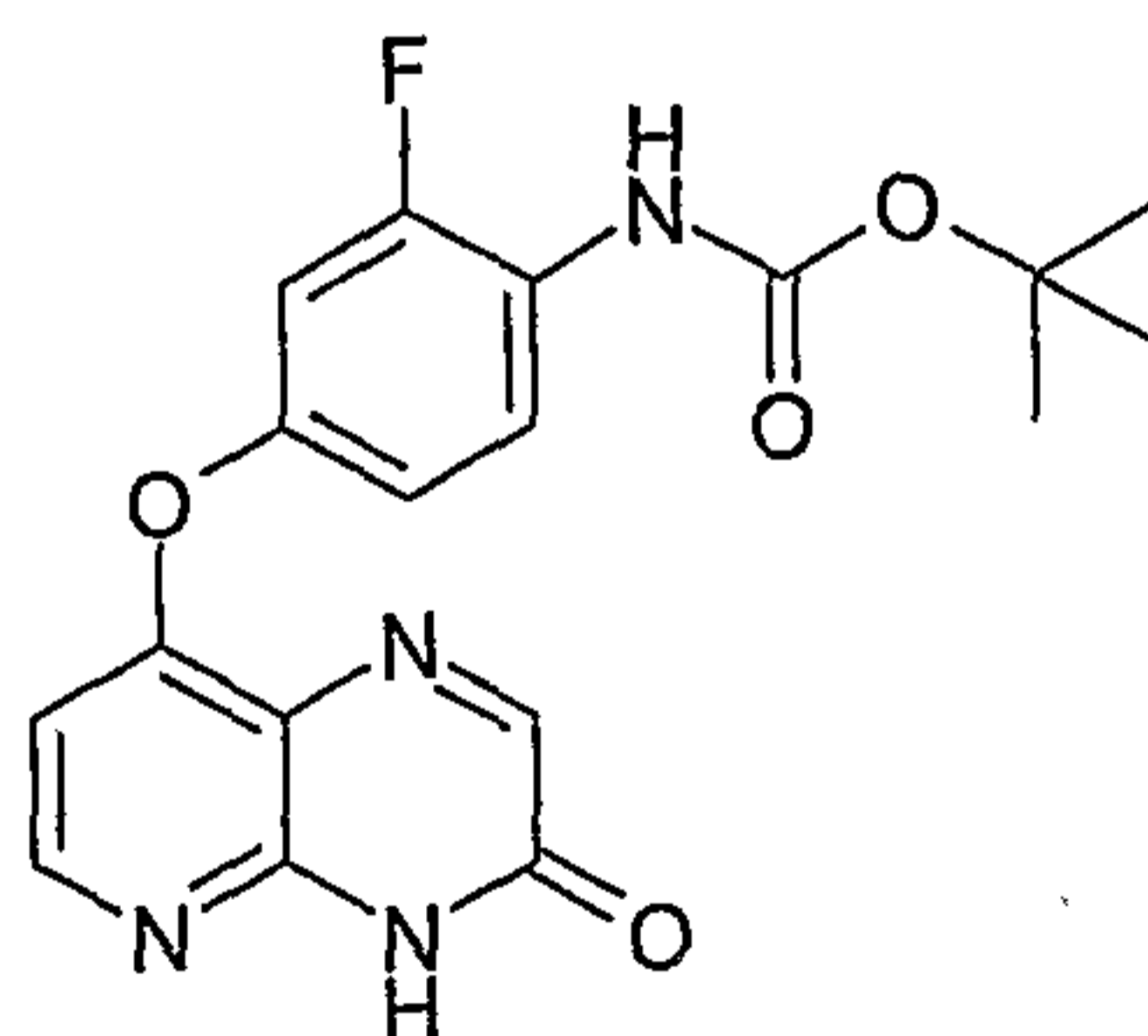
Tert-butyl -2-(methylthio)-4-(3-oxo-1,2-dihydropyrido[2,3-*b*]pyrazin-8-yloxy) phenyl carbamate: ¹H-NMR (DMSO-*d*₆), δ (ppm), J (Hz): 1.45 (s, 9H, *tert*- Bu); 2.40 (s, 3H, CH₃); 6.59 (d, 1H, H_{Py} J=5.6 Hz), 6.98 (dd, 1H, H_{arom}, J=8.6 Hz, J=2.6 Hz), 7.16 (d, 1H, H_{arom}, J=2.6 Hz), 7.36 (d, 1H, H_{arom}, J=8.6 Hz), 8.17 (s, 1H, NH or CH), 8.36 (d, 1H, H_{Py}, J=5.6 Hz), 8.44 (s, 1H, NH or CH), 12.89 (s, 1H, NH). ¹³C-NMR (DMSO-*d*₆), δ (ppm), J (Hz): 14.8, 27.9, 78.9, 106.2, 116.7, 117.8, 118.2, 127.5, 132.5, 137.2, 145.4, 150.9, 151.5, 152.0, 153.4, 156.3, 160.5. LC-MS (*m/z*): 401 (M+H, 100), *rt*=4.65min.

Synthesis 27

Tert-butyl 2-fluoro-4-(2-oxo-1,2-dihydropyrido[2,3-*b*]pyrazin-8-yloxy) phenyl carbamate



Tert-butyl 2-fluoro-4-(3-oxo-3,4-dihydropyrido[3,2-*b*]pyrazin-8-yloxy) phenyl carbamate



Using Method D1 with *tert*-butyl 4-(2,3-diaminopyridin-4-yloxy)-2-fluorophenyl carbamate (3.50 g, 10.5 mmol), *tert*-butyl 2-fluoro-4-(2-oxo-1,2-dihydropyrido[2,3-*b*]pyrazin-8-yloxy) phenyl carbamate (2.71 g, 69%) and *tert*-butyl 2-fluoro-4-(3-oxo-1,2-dihydropyrido[2,3-*b*]pyrazin-8-yloxy) phenyl carbamate (0.96 g, 25%) were obtained.

Tert-butyl 2-fluoro-4-(2-oxo-1,2-dihydropyrido[2,3-*b*]pyrazin-8-yloxy)phenylcarbamate: ¹H-NMR (DMSO-*d*₆), δ (ppm), J (Hz): δ=12.58 (br s, 1H, NH_{Ar}), 9.03 (br s, 1H, NH_{Boc}), 8.41 (s, 1H, H_{arom}), 8.37 (d, J=5.5 Hz, 1H, H_{Py}), 7.66 (vt, J=8.5 Hz, 1H, H_{arom}), 7.24 (d, 1H,

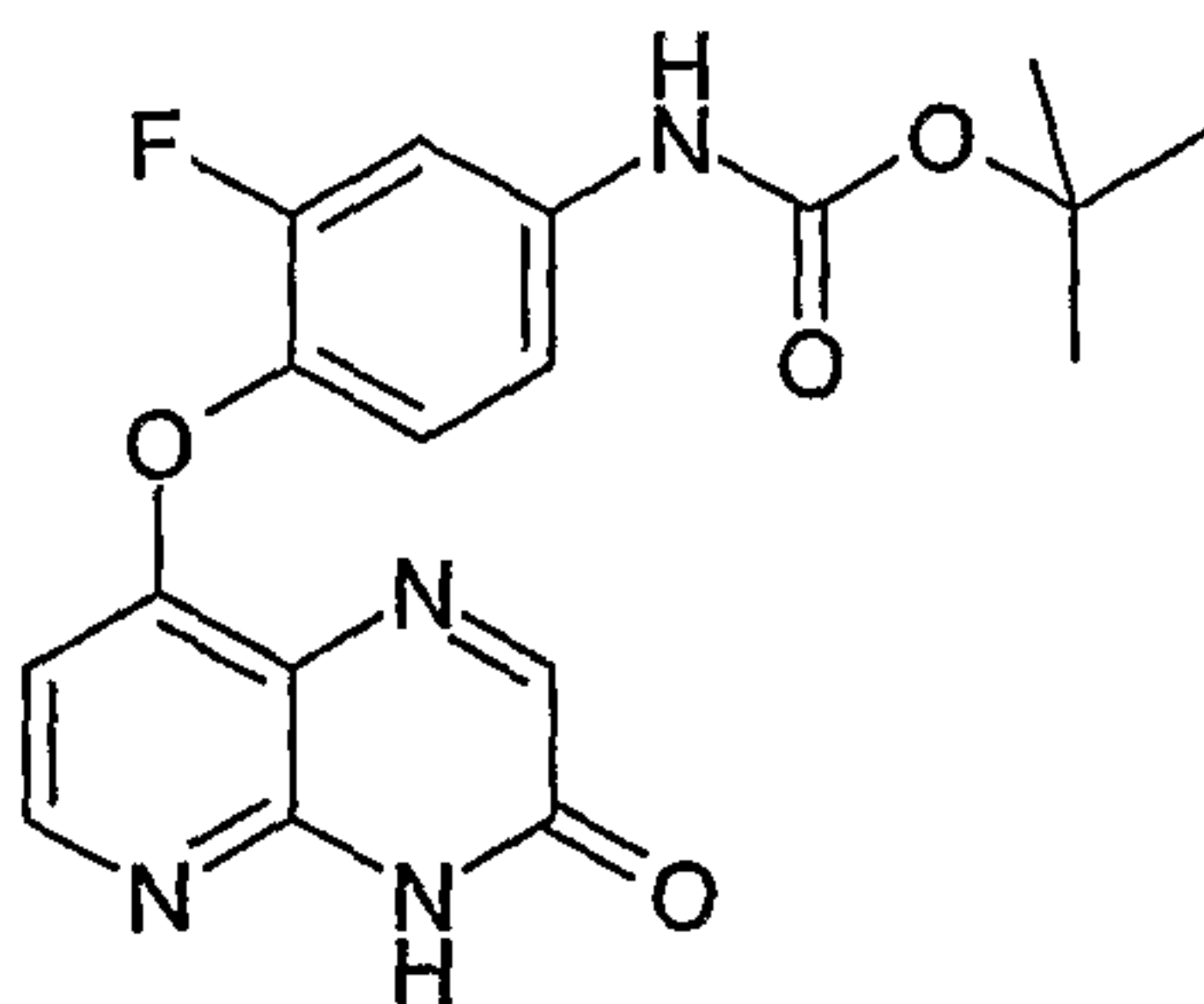
- 107 -

H_{arom}), 7.06 (d, 1H, H_{arom}), 6.94 (d, $J=5.5$ Hz, 1H, H_{Py}), 1.47 ppm (s, 9H, *tert*-Bu); ^{13}C NMR (126 MHz, $\text{DMSO-}d_6$): $\delta=155.8$ (br), 154.6, 154.5 (d, $J_{\text{FC}}=248$ Hz), 153.1, 151.8 (br), 150.2 (d, $J_{\text{FC}}=10$ Hz), 145.4, 144.3 (br), 125.7, 124.0 (d, $J_{\text{FC}}=12$ Hz), 119.9 (br), 116.1 (d, $J_{\text{FC}}=3$ Hz), 110.7, 108.7 (d, $J_{\text{FC}}=23$ Hz), 79.4, 28.0 ppm; ^{19}F NMR (470 MHz, $\text{DMSO-}d_6$): $\delta=-119.9$ ppm; LC-MS (m/z): 373.4 (M+H, 100), $rt=4.20$ min; HRMS (5.15 min): m/z calcd. for $\text{C}_{18}\text{H}_{18}\text{FN}_4\text{O}_4$ [M+H $^+$]: 373.13066; found: 373.13099.

Tert-butyl 2-fluoro-4-(3-oxo-1,2-dihydropyrido[2,3-*b*]pyrazin-8-yloxy)phenyl carbamate: ^1H -NMR ($\text{DMSO-}d_6$), δ (ppm), J (Hz): $\delta=12.90$ (br s, 1H, NHAr), 9.01 (br s, 1H, NHBoc), 8.38 (d, $J=5.5$ Hz, 1H, H_{Py}), 8.17 (s, 1H, H_{arom}), 7.66 (vt, $J=8.5$ Hz, 1H, H_{arom}), 7.22 (d, 1H, H_{arom}), 7.01 (d, 1H, H_{arom}), 6.67 (d, $J=5.5$ Hz, 1H, H_{Py}), 1.47 ppm (s, 9H, *tert*-Bu); ^{13}C NMR (126 MHz, $\text{DMSO-}d_6$): $\delta=160.2$, 156.4, 154.6 (d, $J_{\text{FC}}=249$ Hz), 153.1, 152.2, 151.2, 150.5 (d, $J_{\text{FC}}=10$ Hz), 145.6, 125.8, 123.9 (d, $J_{\text{FC}}=12$ Hz), 118.5, 116.0 (d, $J_{\text{FC}}=3$ Hz), 108.5 (d, $J_{\text{FC}}=23$ Hz), 106.8, 79.4, 28.0 ppm; ^{19}F NMR (470 MHz, $\text{DMSO-}d_6$): $\delta=-119.8$ ppm; LC-MS (m/z): 373.1 (M+H, 100), $rt=4.40$ min; HRMS (5.34 min): m/z calcd. for $\text{C}_{18}\text{H}_{17}\text{FN}_4\text{O}_4$ [M+H $^+$]: 373.13066; found: 373.13071.

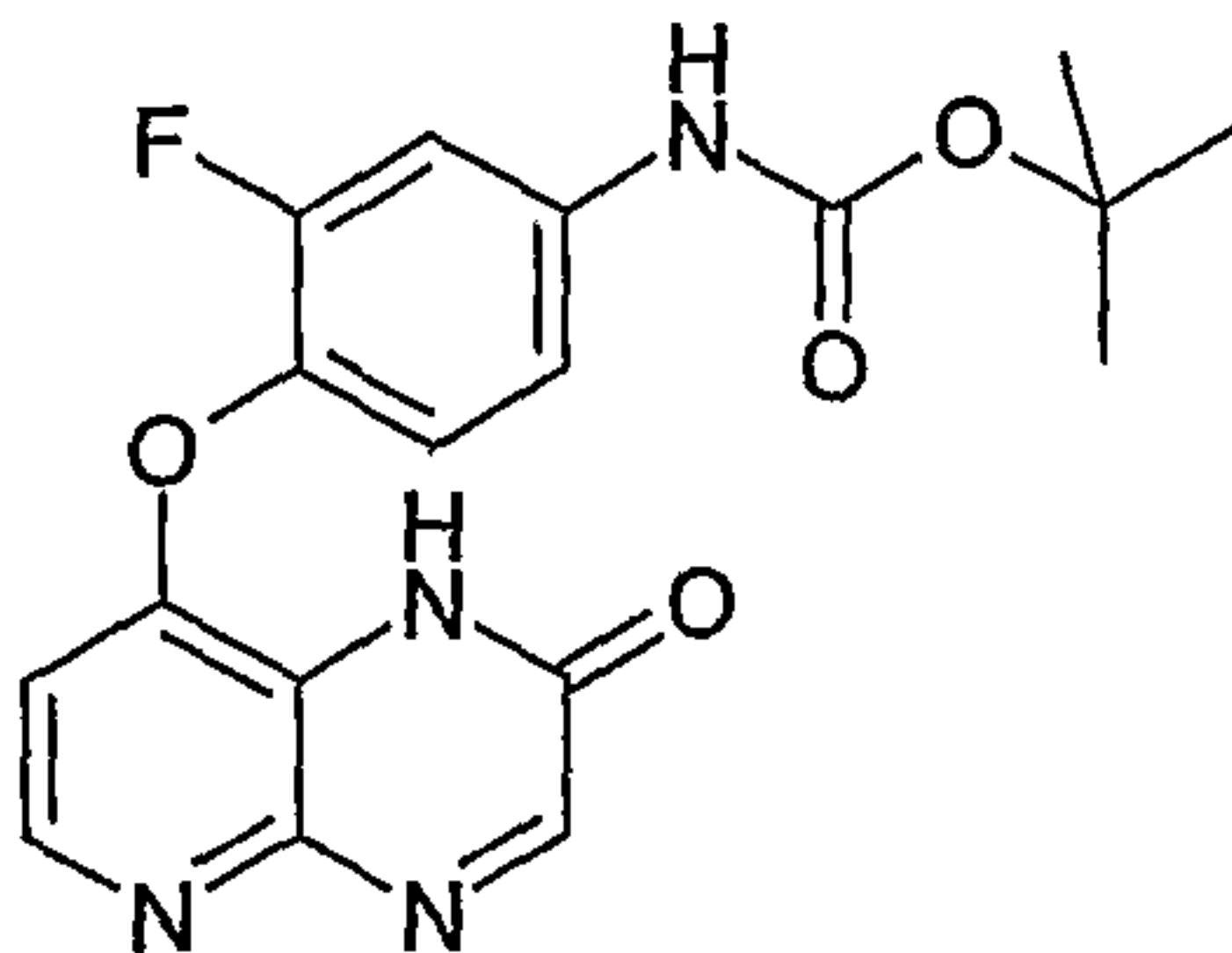
Synthesis 28

tert-butyl-3-fluoro-4-(3-oxo-3,4-dihydropyrido[2,3-*b*]pyrazin-8-yloxy)phenylcarbamate



20

tert-butyl-3-fluoro-4-(2-oxo-1,2-dihydropyrido[2,3-*b*]pyrazin-8-yloxy)phenylcarbamate



25

Using Method D1 with *tert*-butyl 4-(2,3-diaminopyridin-4-yloxy)-3-fluorophenylcarbamate (1g, 2.99mmol), a mixture of two isomers (1.01g, 90%) was obtained in a ratio 53/47. The crude powder was purified by Biotage to afford *tert*-butyl-3-fluoro-4-(3-oxo-3,4-dihydropyrido[2,3-*b*]pyrazin-8-yloxy)phenylcarbamate (185 mg, 17%yield) and *tert*-butyl-3-fluoro-4-(2-oxo-1,2-dihydropyrido[2,3-*b*]pyrazin-8-yloxy)phenylcarbamate (370 mg, 34%yield) as white off powders.

30

tert-butyl-3-fluoro-4-(3-oxo-3,4-dihydropyrido[2,3-*b*]pyrazin-8-yloxy)phenylcarbamate:

- 108 -

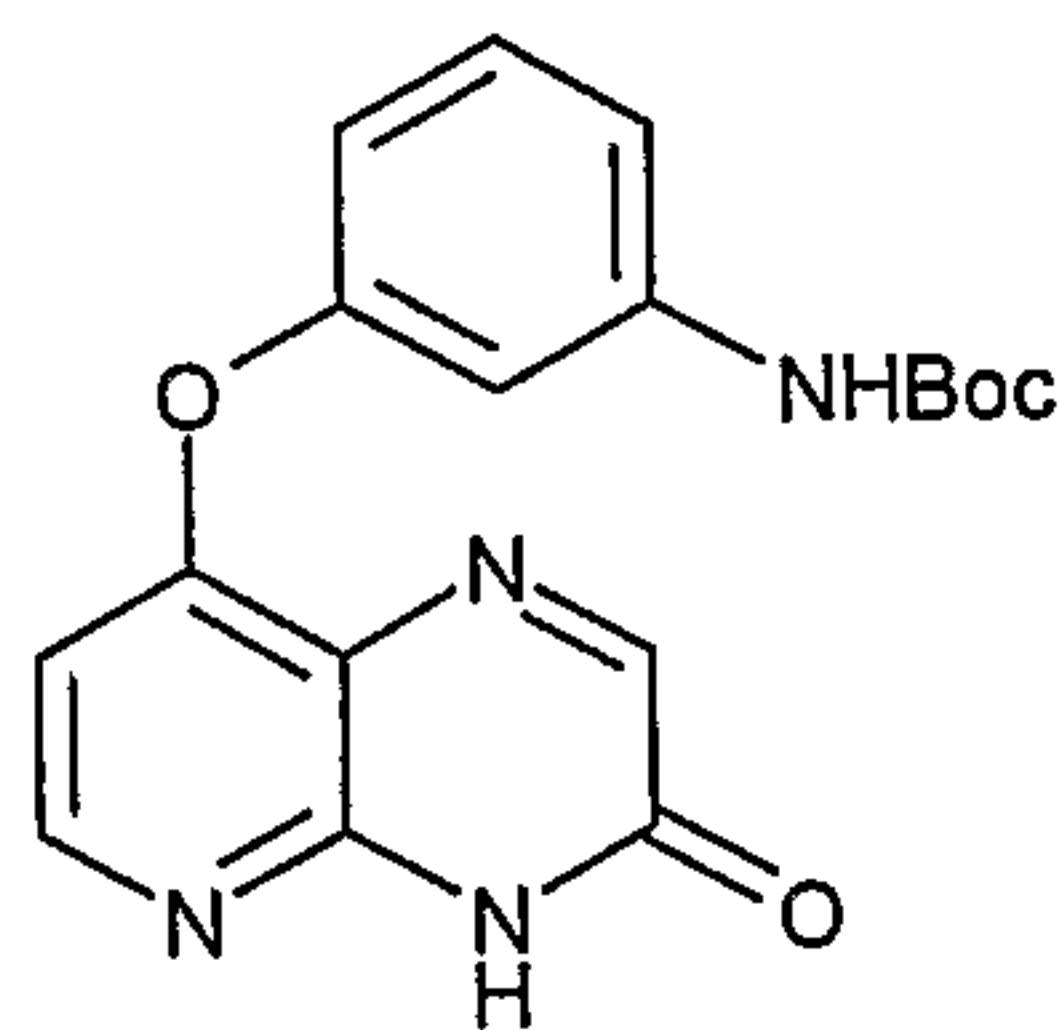
¹H-NMR (DMSO-d₆), δ (ppm), J (Hz): 1.55 (s, 9H, *tert*- Bu); 6.56 (d, 1H, H_{Py} J=5.7 Hz), 7.37 (m, 2H, H_{arom}), 7.67 (m, 1H, H_{arom}), 8.22 (s, 1H, CH), 8.37 (d, 1H, H_{Py}, J=5.7 Hz), 9.75 (s, 1H, NH), 12.95 (s, 1H, NH). ¹³C-NMR (DMSO-d₆), δ (ppm), J (Hz): 28.9, 80.6, 106.0, 107.4, 115.6, 118.7, 124.6, 135.4, 139.8, 146.4, 152.3, 153.2, 153.7, 155.1, 157.5, 161.5. ¹⁹F-NMR (δ, ppm, DMSO-d₆): -128.42. LC-MS (*m/z*): 373 (M+H, 100), rt=2.43min.

tert-butyl-3-fluoro-4-(2-oxo-1,2-dihydropyrido[2,3-*b*]pyrazin-8-yloxy)phenylcarbamate
¹H-NMR (DMSO-d₆), δ (ppm), J (Hz): 1.53 (s, 9H, *tert*- Bu); 6.83 (d, 1H, H_{Py}, J=5.4 Hz), 7.32-7.41 (m, 2H, H_{arom}), 7.67 (m, 1H, H_{arom}), 8.37 (d, 1H, H_{Py} J=5.4 Hz), 8.45 (s, 1H, CH), 9.75 (s, 1H, NH), 12.65 (s, 1H, NH). ¹³C-NMR (DMSO-d₆), δ (ppm), J (Hz): 28.9, 80.6, 107.4, 110.0, 115.6, 124.6, 135.4, 139.8, 146.4, 152.3, 153.0, 153.9, 155.4, 157.5, 161.5. ¹⁹F-NMR (δ, ppm, DMSO-d₆): -128.12. LC-MS (*m/z*): 373 (M+H, 100), rt=2.33min.

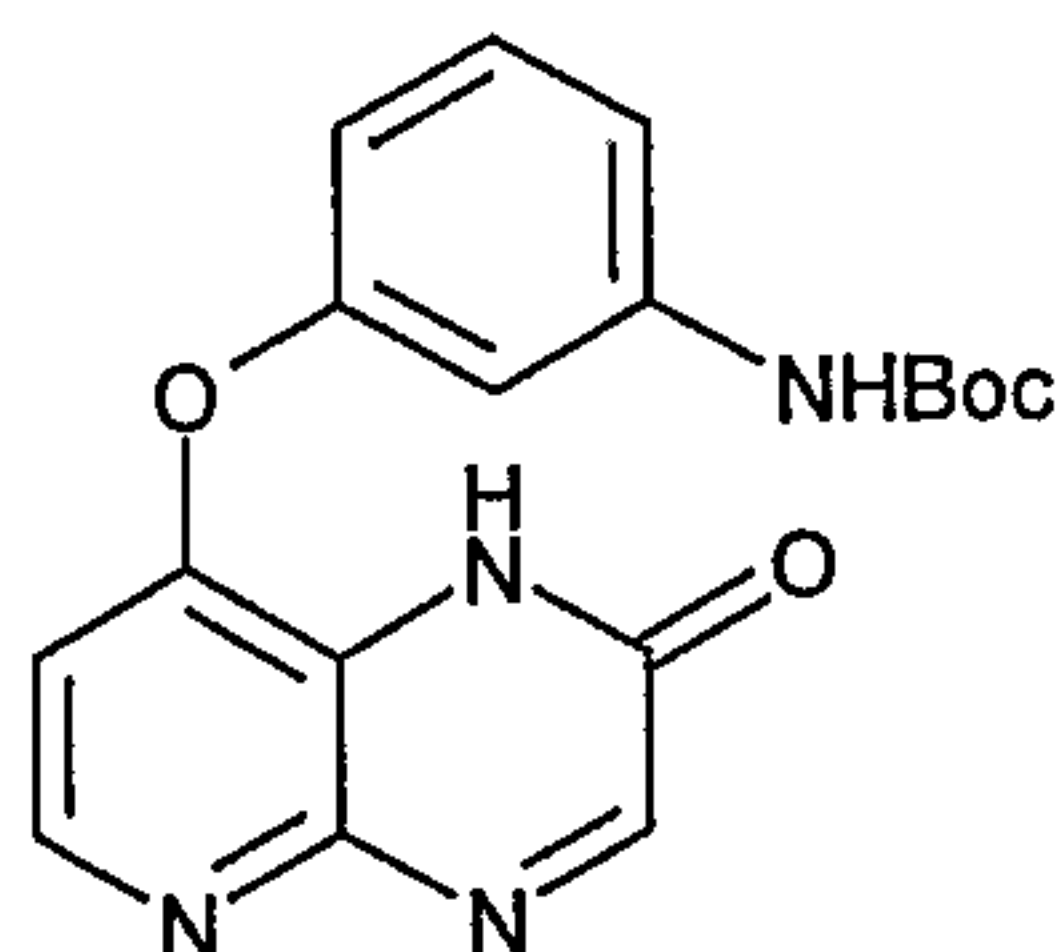
15

Synthesis 29

Tert-butyl 3-(3-oxo-3,4-dihydropyrido[2,3-*b*]pyrazin-8-yloxy)phenylcarbamate



Tert-butyl 3-(2-oxo-1,2-dihydropyrido[2,3-*b*]pyrazin-8-yloxy)phenylcarbamate



20

Using Method D1 with 4-(3-*N*-(*tert*-butoxycarbonyl)aminophenoxy)-2,3-diamino-pyridine (1.00 g, 3.16 mmol) *tert*-butyl 3-(3-oxo-3,4-dihydropyrido[2,3-*b*]pyrazin-8-yloxy)phenylcarbamate (274 mg, 24%) and *tert*-butyl 3-(2-oxo-3,4-dihydropyrido[2,3-*b*]pyrazin-8-yloxy)phenylcarbamate (445 mg, 1.26 mmol, 40%) were obtained.

25

tert-butyl 3-(3-oxo-3,4-dihydropyrido[2,3-*b*]pyrazin-8-yloxy)phenylcarbamate:

¹H-NMR (DMSO-d₆), δ (ppm), J (Hz): 1.46 (s, 9H, *tert*- Bu), 6.59 (d, 1H, H_{Py}, J = 5.6 Hz), 6.81-6.83 (m, 1H, H_{arom}), 7.36-7.39 (m, 3H, H_{arom}), 8.17 (s 1H, H_{arom}), 8.35 (d, 1H, H_{Py}, J = 5.6 Hz), 9.56 (s, 1H, NHBoc), 12.89 (s, 1H, NH_{lactame}). LC-MS (*m/z*): 299 (M+H, 100).

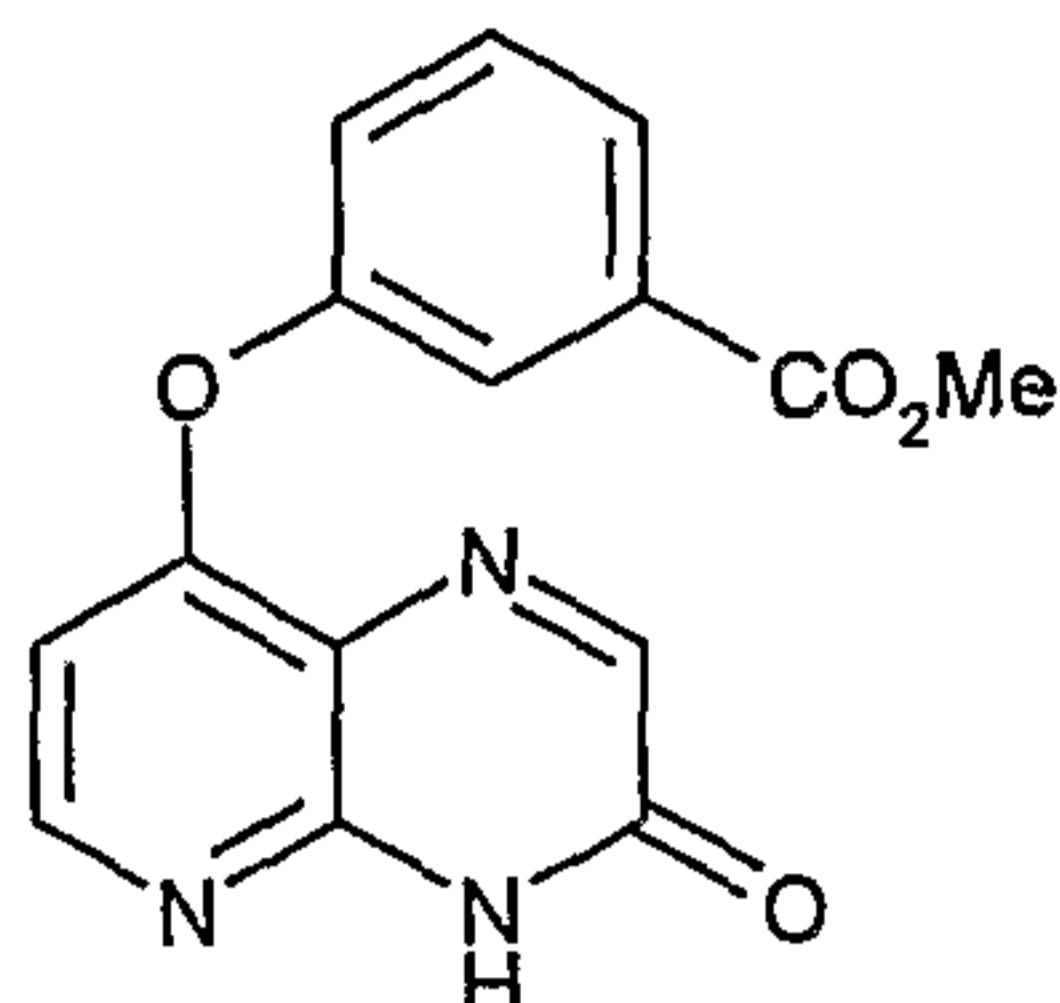
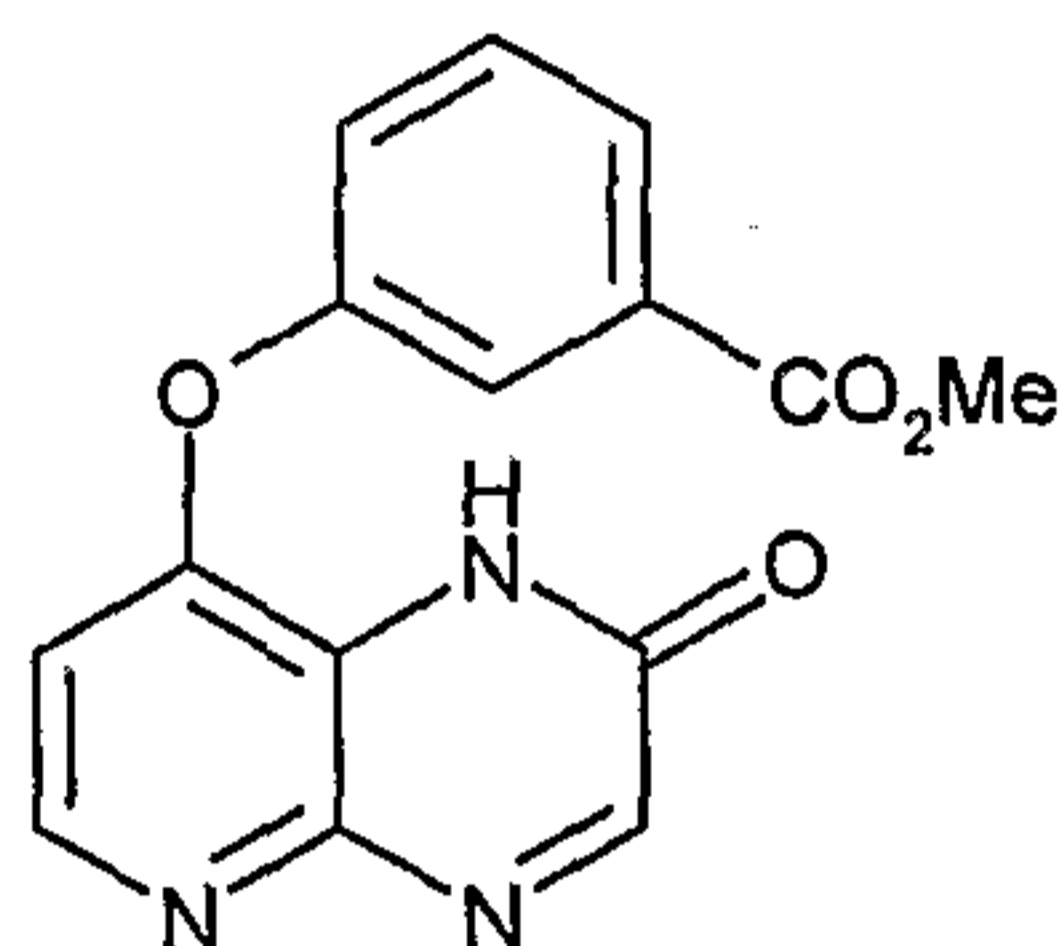
30

tert-butyl 3-(2-oxo-3,4-dihydropyrido[2,3-*b*]pyrazin-8-yloxy)phenylcarbamate:

- 109 -

$^1\text{H-NMR}$ (DMSO-d_6), δ (ppm), J (Hz): 1.46 (s, 9H, *tert*-Bu), 6.84 (ddd, 1H, H_{arom} , $J = 7.5$ Hz, $J = 2.4$ Hz, $J = 1.5$ Hz), 6.86 (d, 1H, H_{Py} , $J = 5.4$ Hz), 7.33-7.39 (m, 2H, H_{arom}), 7.42 (s, 1H, H_{arom}), 8.36 (d, 1H, H_{Py} , $J = 5.4$ Hz), 8.41 (s, 1H, H_{arom}), 9.57 (s, 1H, NH_{Boc}), 12.54 (s, 1H, $\text{NH}_{\text{lactame}}$). LC-MS (m/z): 299 ($\text{M}+\text{H}$, 100).

5

Synthesis 30Methyl 3-(3-oxo-3,4-dihydropyrido[2,3-*b*]pyrazin-8-yloxy)benzoateMethyl 3-(2-oxo-1,2-dihydropyrido[2,3-*b*]pyrazin-8-yloxy)benzoate

10

Method D1 was used with methyl 3-(2,3-diaminopyridin-4-yloxy)benzoate (1.00 g, 3.86 mmol) to afford methyl 3-(3-oxo-3,4-dihydropyrido[2,3-*b*]pyrazin-8-yloxy)benzoate (402 mg, 35%) and methyl 3-(2-oxo-3,4-dihydropyrido[2,3-*b*]pyrazin-8-yloxy)benzoate (750 mg, 2.52 mmol, 65%).

15

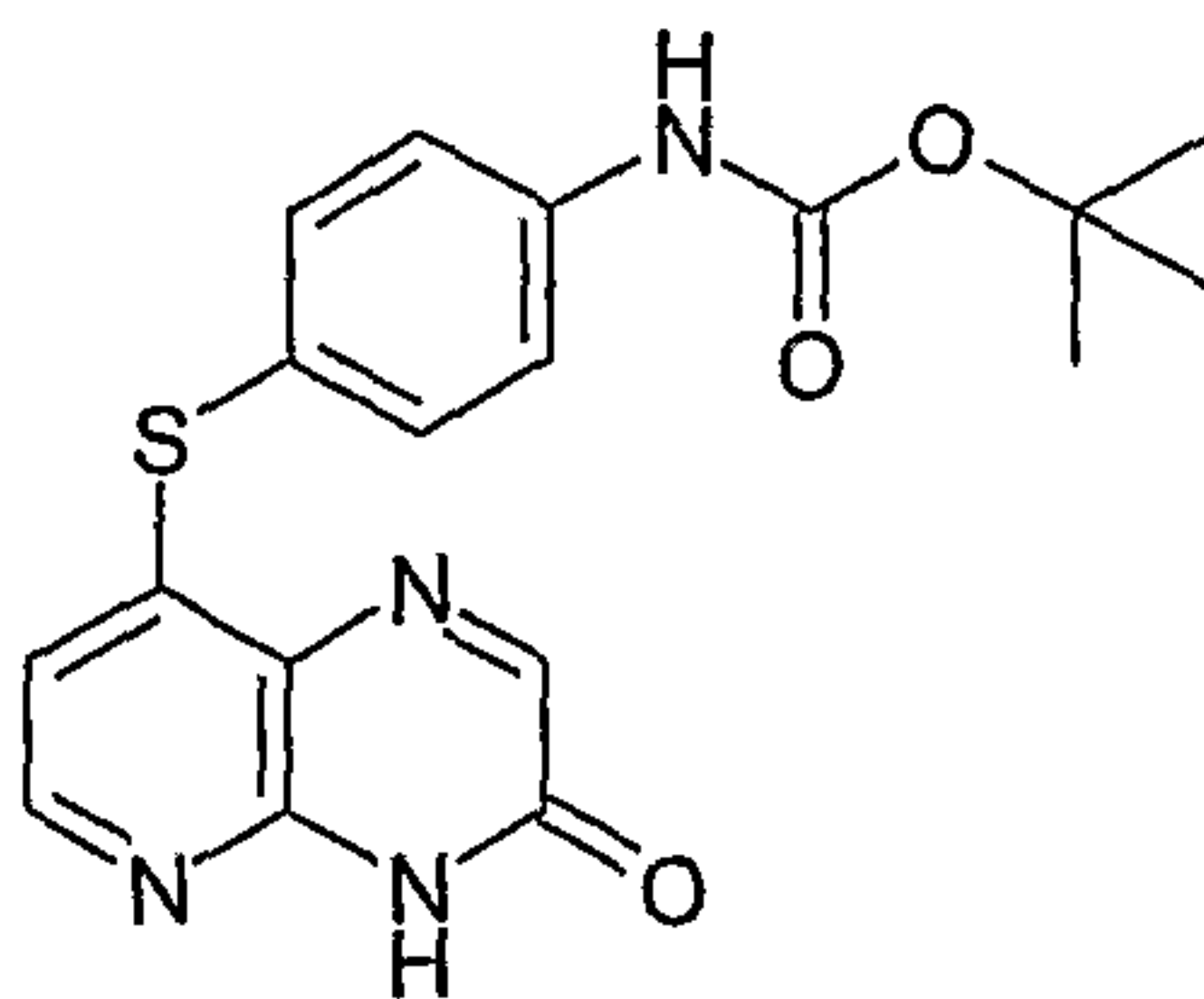
Methyl 3-(3-oxo-3,4-dihydropyrido[2,3-*b*]pyrazin-8-yloxy)benzoate: $^1\text{H-NMR}$ (DMSO-d_6), δ (ppm), J (Hz): 3.85 (s, 3H, OMe), 6.68 (d, 1H, H_{Py} , $J = 5.6$ Hz), 7.53 (ddd, 1H, H_{arom} , $J = 8.2$ Hz, $J = 2.5$ Hz, $J = 1.0$ Hz), 7.65 (t, 1H, H_{arom} , $J = 8.0$ Hz), 7.68 (dd, 1H, H_{arom} , $J = 2.3$ Hz, $J = 1.6$ Hz), 7.88 (ddd, 1H, H_{arom} , $J = 7.7$ Hz, $J = 2.5$ Hz, $J = 1.2$ Hz), 8.17 (s, 1H, H_{arom}), 8.39 (d, 1H, H_{Py} , $J = 5.6$ Hz), 12.93 (s, 1H, NH). LC-MS (m/z): 298 ($\text{M}+\text{H}$, 100).

20

Methyl 3-(2-oxo-3,4-dihydropyrido[2,3-*b*]pyrazin-8-yloxy)benzoate: $^1\text{H-NMR}$ (DMSO-d_6), δ (ppm), J (Hz): 3.86 (s, 3H, OMe), 6.97 (d, 1H, H_{Py} , $J = 5.3$ Hz), 7.56 (ddd, 1H, H_{arom} , $J = 8.1$ Hz, $J = 2.5$ Hz, $J = 0.8$ Hz), 7.66 (t, 1H, H_{arom} , $J = 8.0$ Hz), 7.74 (dd, 1H, H_{arom} , $J = 2.1$ Hz, $J = 1.8$ Hz), 7.89 (d, 1H, H_{arom} , $J = 7.8$ Hz), 8.39 (d, 1H, H_{Py} , $J = 5.3$ Hz), 8.43 (s, 1H, H_{arom}), 12.58 (s, 1H, NH). LC-MS (m/z): 298 ($\text{M}+\text{H}$, 100).

25

- 110 -

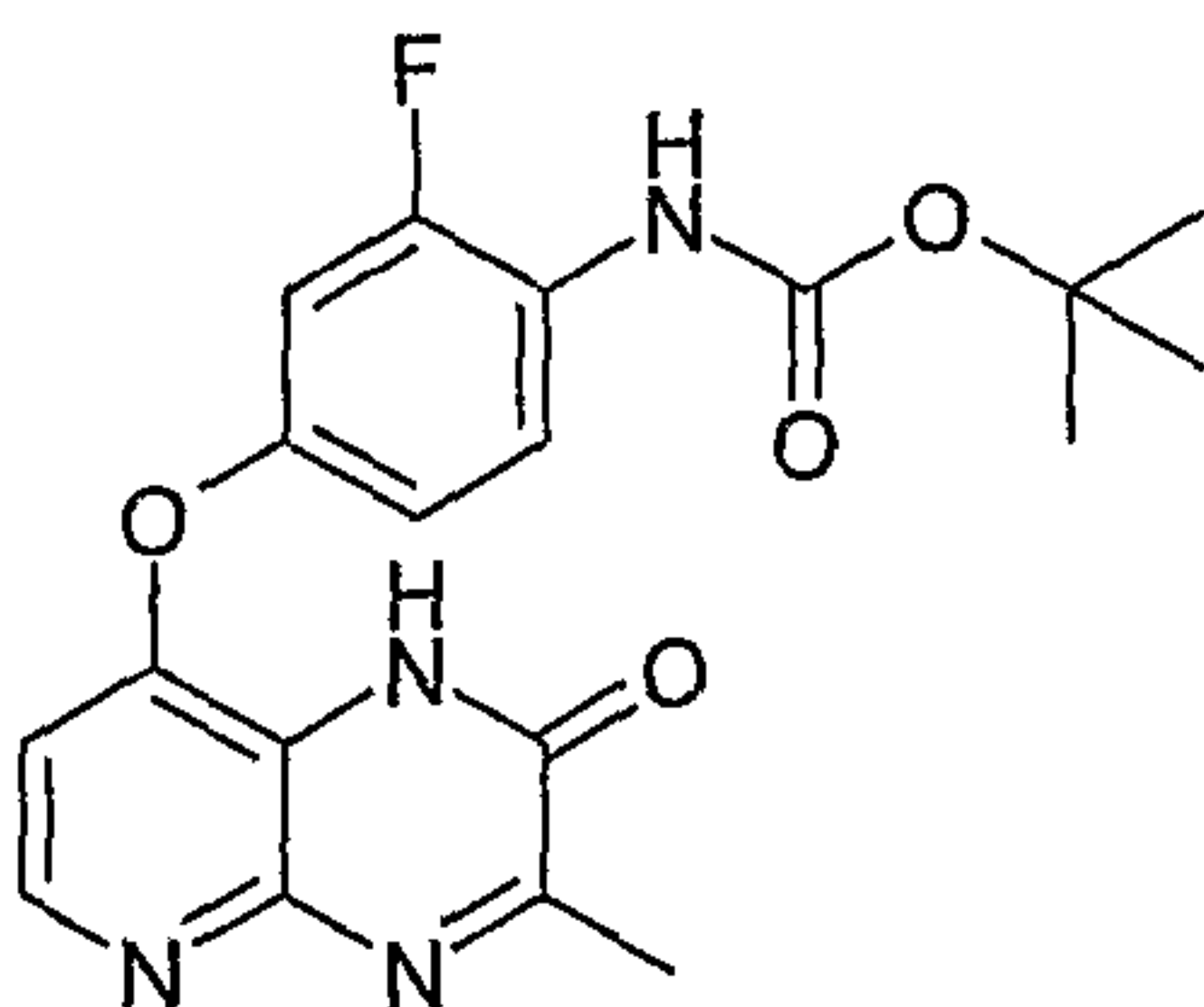
Synthesis 31*Tert*-butyl 4-(3-oxo-3,4-dihydropyrido[2,3-*b*]pyrazin-8-ylthio)phenylcarbamate

Method D1 was used with *Tert*-butyl 4-(2,3-diaminopyridin-4-ylthio)phenylcarbamate
 5 (1.058 g, 3.18 mmol) to afford the title compound as a yellow solid. Yield: 640 mg (54%).

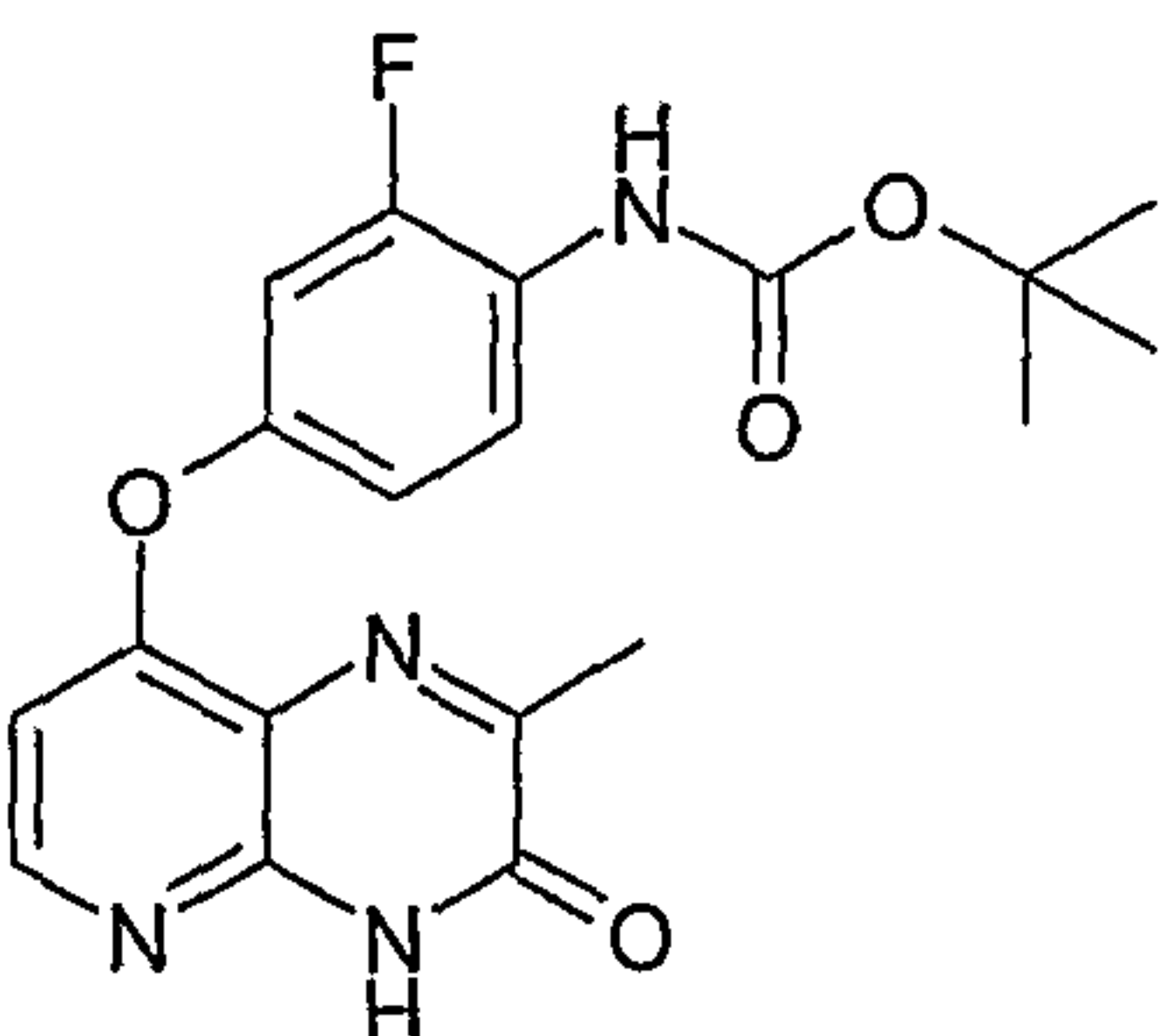
¹H-NMR (DMSO-*d*₆), δ (ppm), J (Hz): 1.50 (s, 9H, *tert*- Bu), 6.35 (d, J=5.4, 1H, *H*_{Py}), 7.52
 10 (d, J=8.7, 2H, *H*_{arom}), 7.67 (d, J=8.7, 2H, *H*_{arom}), 8.19 (d, J=5.4, 1H, *H*_{Py}), 8.20 (s, 1H,
*H*_{arom}), 9.70 (s, 1H, *NH*_{Boc}), 12.84 (br s, 1H, *NH*); ¹³C-NMR (DMSO-*d*₆), δ (ppm), J (Hz):
 28.1, 79.6, 114.6, 119.2, 119.5, 123.0, 136.7, 141.7, 143.3, 150.0, 150.9, 152.5, 152.6,
 156.7; LC-MS (*m/z*): 371.1 (*m*+*H*, 100), *rt*=4.97 min).

2. Cyclisation to pyridopyrazin-2-methyl-3-one and pyridopyrazine-3-methyl-2-one

15

Synthesis 32*Tert*-butyl 2-fluoro-4-(3-methyl-2-oxo-1,2-dihydropyrido[2,3-*b*]pyrazin-8-yloxy) phenyl
 carbamate

20

Tert-butyl 2-fluoro-4-(2-methyl-3-oxo-3,4-dihydropyrido[3,2-*b*]pyrazin-8-yloxy) phenyl
 carbamate

Method D2. *Tert*-butyl 4-(2,3-diaminopyridin-4-yloxy)-2-fluorophenylcarbamate (300 mg,
 0.9 mmol) was dissolved in dry EtOH (5 mL) and ethyl pyruvate (1 mL, 9 mmol) was

- 111 -

added at once. After stirring for 16 h at RT, the precipitate was filtered and the two isomers were separated by column chromatography (silica gel, EtOAc as eluent).

5 *Tert*-butyl 2-fluoro-4-(3-methyl-2-oxo-1,2-dihydropyrido[2,3-*b*]pyrazin-8-yloxy) phenyl carbamate: 200 mg (58 %). ¹H-NMR (DMSO-*d*₆), δ (ppm), J (Hz): 1.47 ppm (s, 9H, *tert*-Bu); 2.48 (s, 3H, CH₃), 6.88 (d, 1H, J=5.5 Hz, H_{Py}), 7.03 (d, 1H, H_{arom}), 7.22 (d, 1H, H_{arom}), 7.66 (vt, J=8.5 Hz, 1H, H_{arom}), 8.32 (d, J=5.3 Hz, H_{Py}), 9.00 (br s, 1H, NH_{Boc}), 12.41 (br s, 1H, NH_{Ar}); ¹³C-NMR (DMSO-*d*₆), δ (ppm), J (Hz): 28.0, 79.4, 106.8, 109.0, 116.0, 118.5, 123.9, 125.8, 145.6, 150.5, 151.2, 152.2, 153.1, 156.4, 160.3, , ppm;

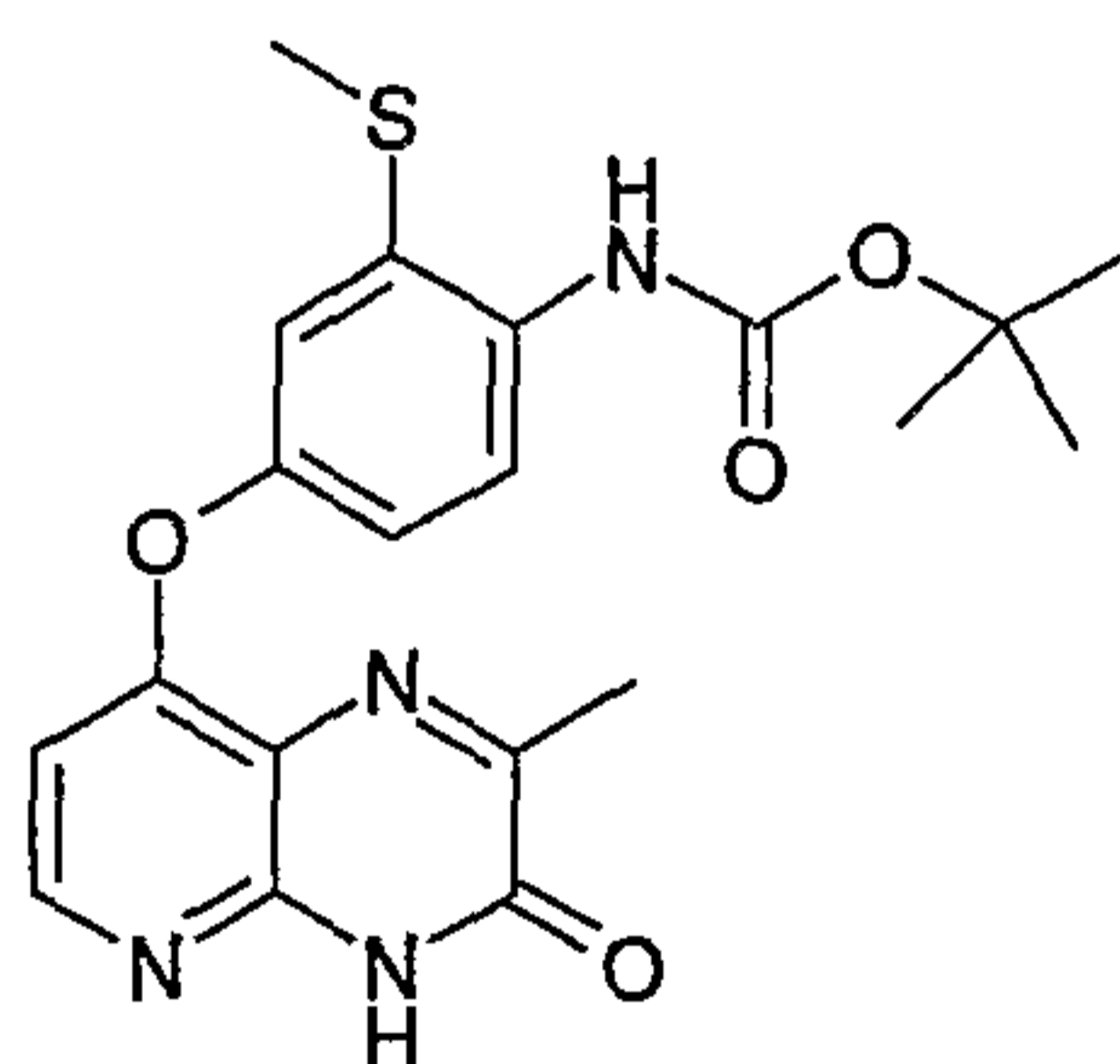
10 ¹⁹F NMR (470 MHz, DMSO-*d*₆): δ=-119.9 ppm; LC-MS (*m/z*): 331.1. (*M*+*H-tert*-Bu, 100), *rt*=4.36 min.

15 *Tert*-butyl 2-fluoro-4-(2-methyl-3-oxo-3,4-dihydropyrido[2,3-*b*]pyrazin-8-yloxy) phenyl carbamate: 130 mg (38%). ¹H-NMR (DMSO-*d*₆), δ (ppm), J (Hz): 1.47 ppm (s, 9H, *tert*-Bu), 2.42 (s, 3H, CH₃), 6.60 (d, 1H, J=5.5 Hz, H_{Py}), 7.03 (d, 1H, H_{arom}), 7.22 (d, 1H, H_{arom}), 7.66 (vt, ³J_{FH}=8.5 Hz, 1H, H_{arom}), 8.30 (d, J=5.3 Hz, H_{Py}), 9.00 (br s, 1H, NH_{Boc}), 12.77 (br s, 1H, NH_{arom}). ¹³C-NMR (DMSO-*d*₆), δ (ppm), J (Hz): 28.0, 79.4, 106.8, 109.0, 116.0, 118.5, 123.9, 125.8, 145.6, 150.5, 151.2, 152.2, 153.1, 156.4, 160.3. ¹⁹F NMR (470 MHz, DMSO-*d*₆): δ=-119.9 ppm; LC-MS (*m/z*): *m/z* 331.1(*M*+*H-tert*-Bu, 100), *rt*=4.55 min

20

Synthesis 33

tert-butyl 4-(2-methyl-3-oxo-3,4-dihydropyrido[2,3-*b*]pyrazin-8-yloxy)-2-(methylthio)phenylcarbamate



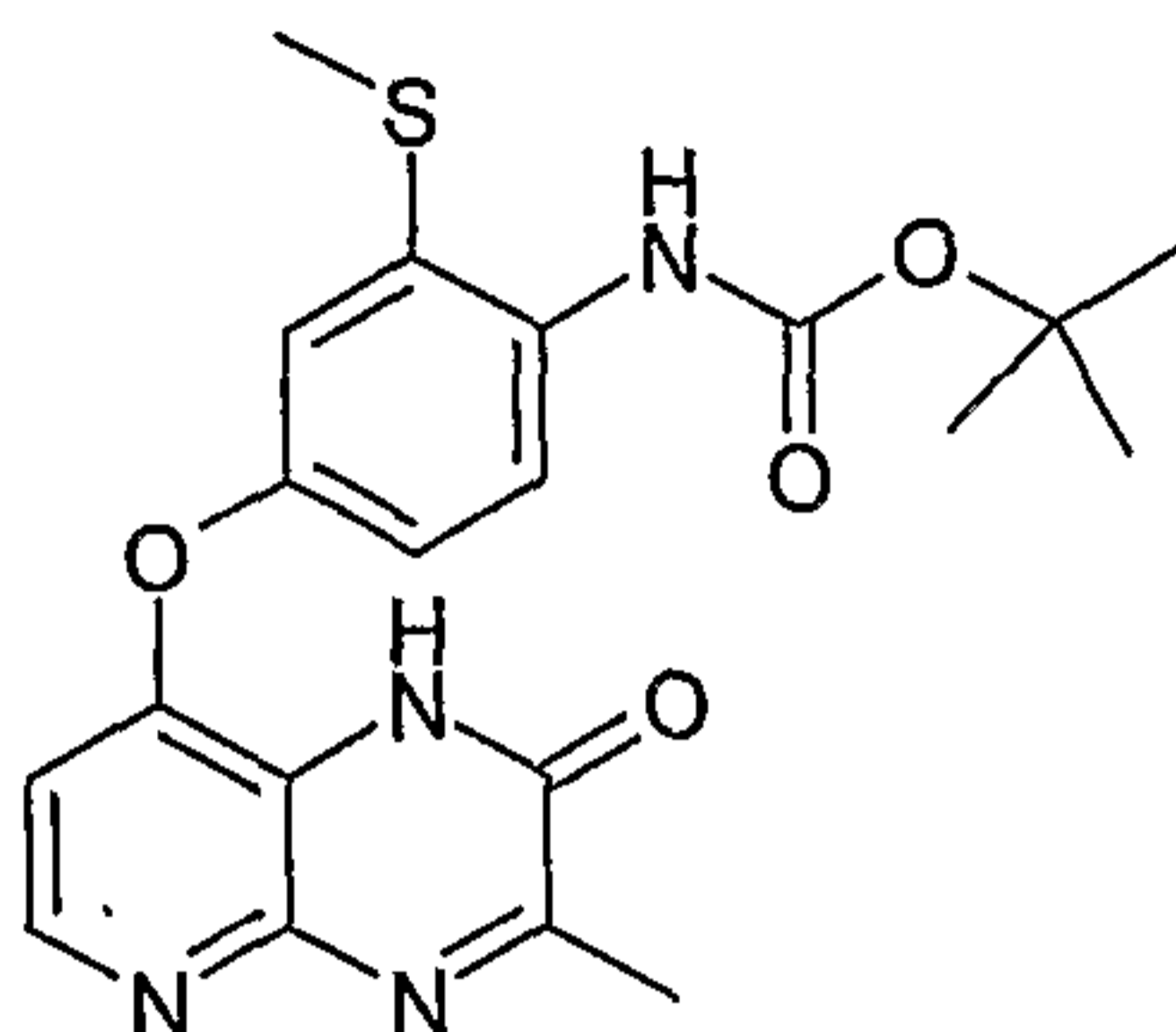
25 Using Method D2 with *tert*-butyl 4-(2,3-diaminopyridin-4-yloxy)-2-(methylthio) phenylcarbamate (570mg, 1.57mmol), a mixture of two isomers was obtained. After cooling down, the crude was filtered, washed with ethanol and dried. The title compound (131mg) was obtained as a white powder.

30 ¹H-NMR (DMSO-*d*₆), δ (ppm), J (Hz): 1.45 (s, 9H, *tert*- Bu); 2.39 (s, 3H, CH₃); 2.43 (s, 3H, CH₃); 6.52 (d, 1H, H_{Py}, J=5.6 Hz), 6.97 (dd, 1H, H_{arom}, J=8.6 Hz, J=2.6 Hz), 7.15 (d, 1H, H_{arom}, J=2.6 Hz), 7.36 (d, 1H, H_{arom}, J=8.6 Hz), 8.27 (d, 1H, H_{Py}J=5.6 Hz), 8.44 (s, 1H, NH_{Boc}), 12.75 (s, 1H, NH). LC-MS (*m/z*): 415 (*M*+*H*, 100) , *rt*=4.78min.

- 112 -

Synthesis 34

tert-butyl 4-(3-methyl-2-oxo-1,2-dihydropyrido[2,3-*b*]pyrazin-8-yloxy)-2-(methylthio)phenylcarbamate

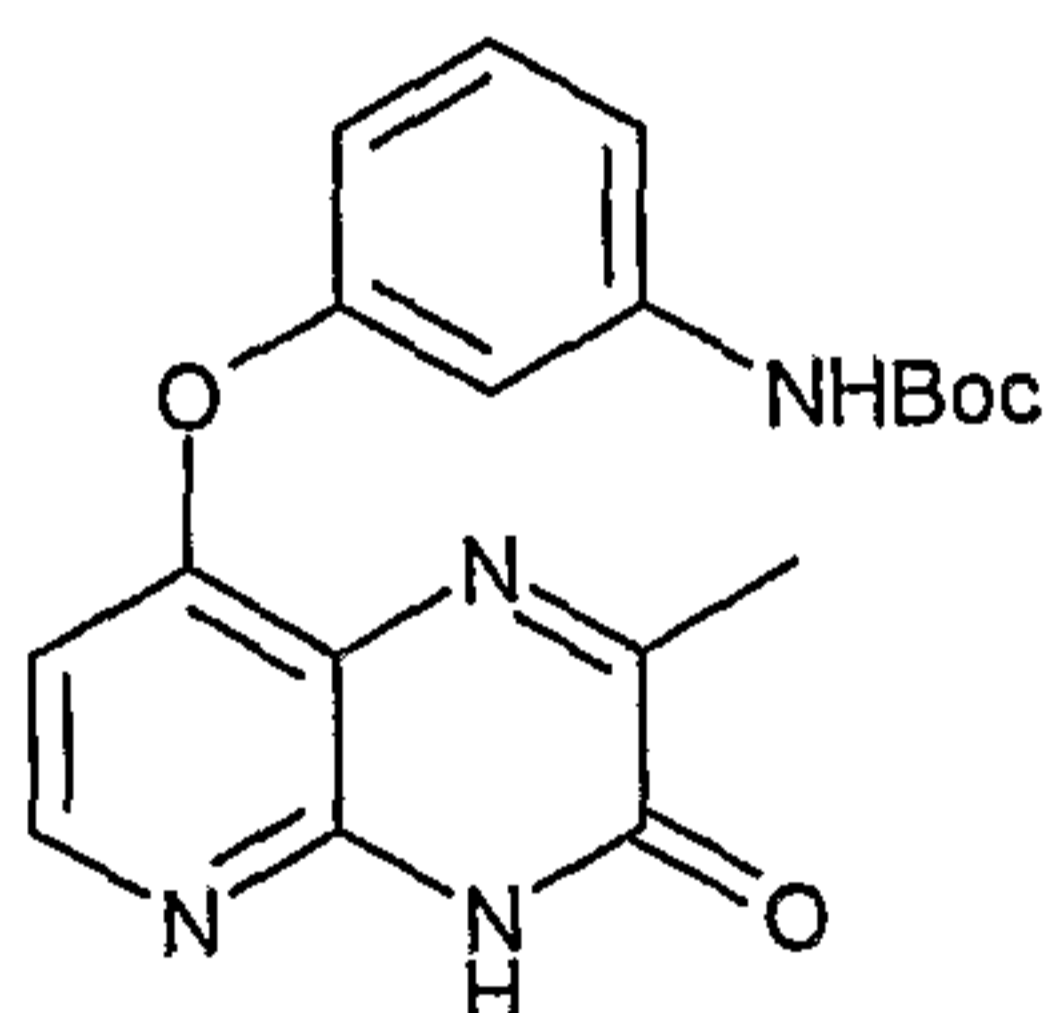


- 5 Using Method D2 with *tert*-butyl 4-(2,3-diaminopyridin-4-yloxy)-2-(methylthio)phenylcarbamate (570 mg, 1.57 mmol), a mixture of the two isomers was obtained. The crude was purified on silica gel (eluent: pure EtOAc), to afford the title compound (206mg) as a pale yellow powder.
- 10 ¹H-NMR (DMSO-*d*₆), δ (ppm), J (Hz): 1.45 (s, 9H, *tert*- Bu); 2.43 (s, 3H, CH₃); 2.48 (s, 3H, CH₃); 6.83 (d, 1H, H_{Py} J=5.2 Hz), 6.98 (dd, 1H, H_{arom}, J=8.6 Hz, J=2.6 Hz), 7.15 (d, 1H, H_{arom}, J=2.6 Hz), 7.35 (d, 1H, H_{arom}, J=8.6 Hz), 8.31 (d, 1H, H_{Py} J=5.2 Hz), 8.45 (s, 1H, NH), 12.51 (bs, 1H, NH). LC-MS (*m/z*): 531 (M+H+C₅H₈O₃, 100), *rt*=4.78min.

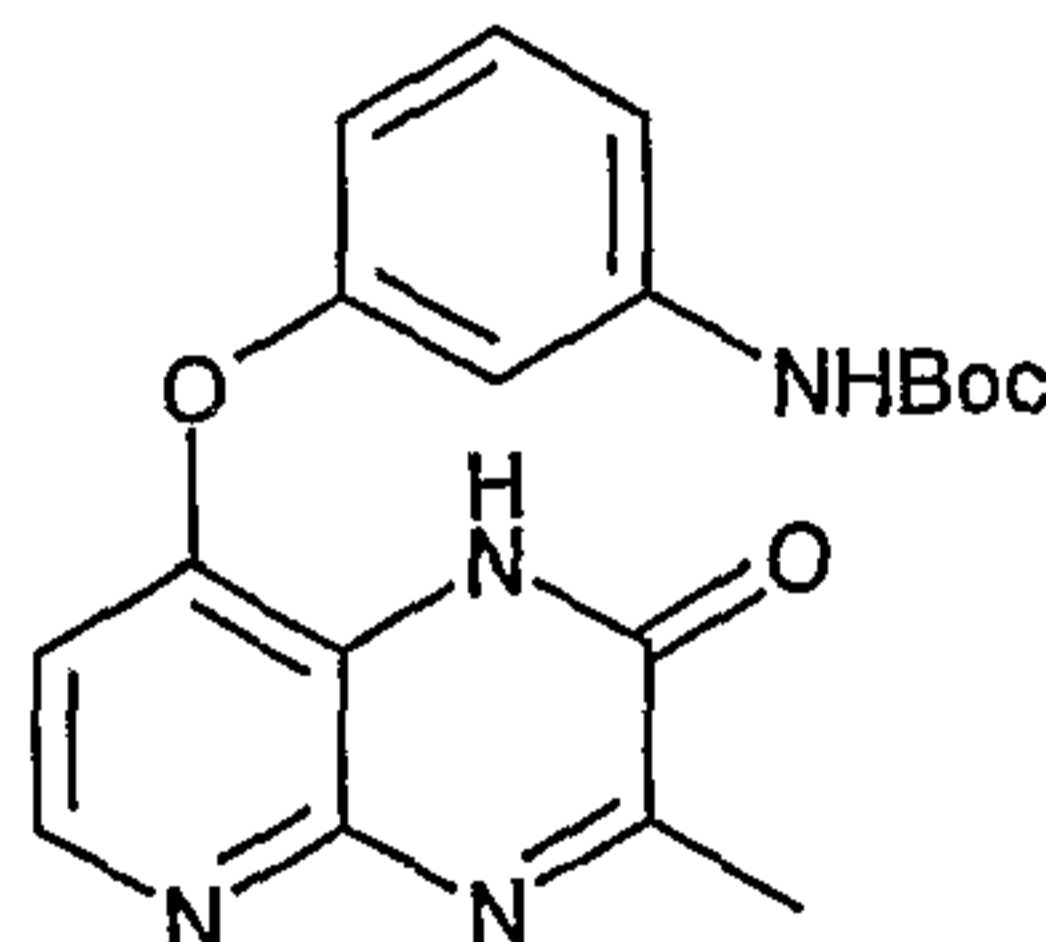
15

Synthesis 35

tert-butyl 3-(2-methyl-3-oxo-3,4-dihydropyrido[2,3-*b*]pyrazin-8-yloxy)phenyl carbamate



tert-butyl 3-(3-methyl-2-oxo-1,2-dihydropyrido[2,3-*b*]pyrazin-8-yloxy)phenyl carbamate



- 20 Method D2 was used with 4-(3-N-(*tert*-butoxycarbonyl)aminophenoxy)-2,3-diaminopyridine to afford a mixture of the 2 isomers. The mixture was chromatographed (eluent: CH₂Cl₂ / EtOAc: 1/0 towards 0/1) to afford at first the *tert*-butyl 3-(2-methyl-3-oxo-3,4-dihydropyrido[2,3-*b*]pyrazin-8-yloxy)phenyl carbamate as a yellow solid (194 mg, 0.527 mmol, 11%) and then *tert*-butyl 3-(3-methyl-2-oxo-1,2-dihydropyrido[2,3-*b*]pyrazin-
- 25 8-yloxy)phenyl carbamate as a yellow solid (841 mg, 2.28 mmol, 48%).

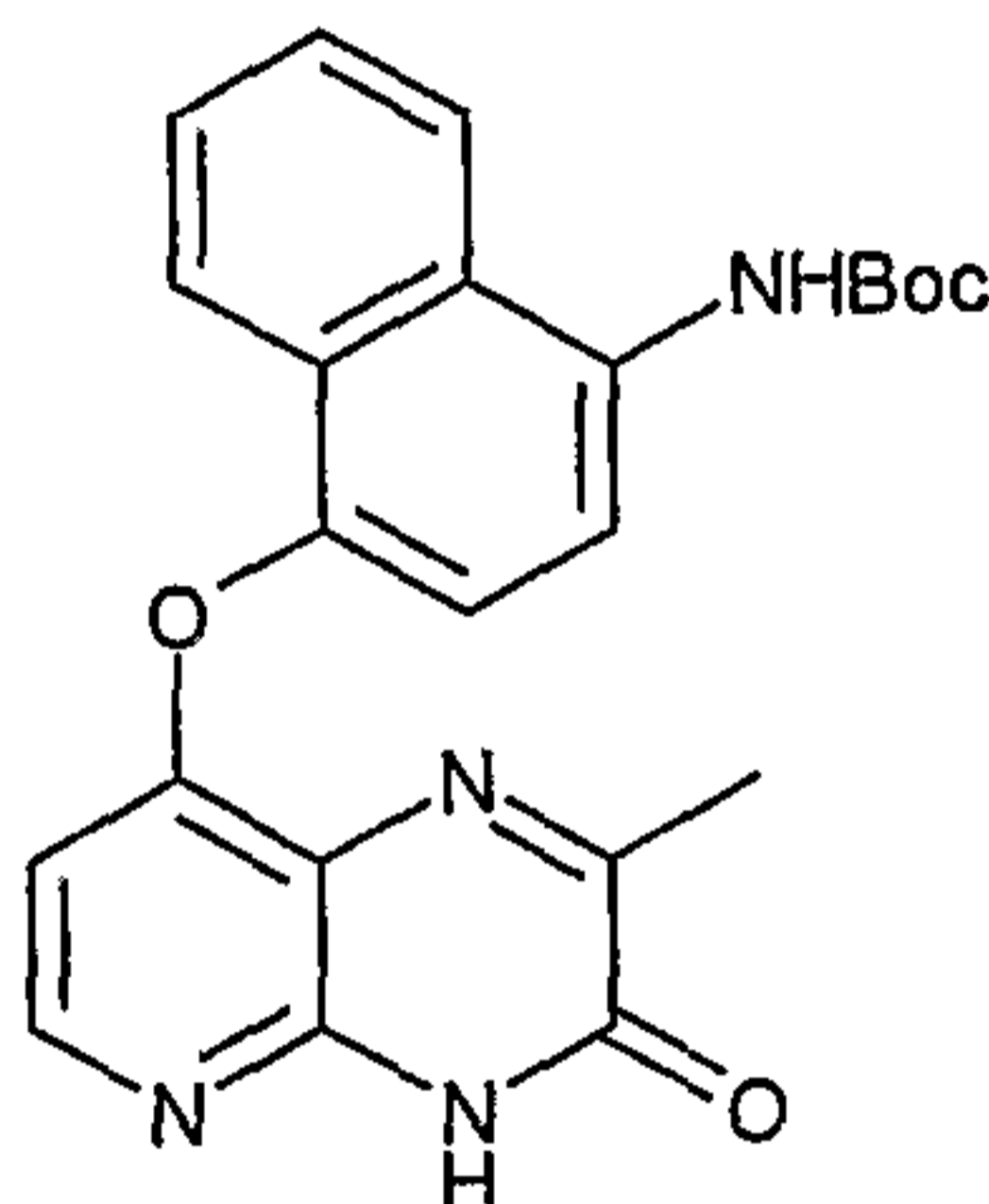
- 113 -

tert-butyl 3-(2-methyl-3-oxo-3,4-dihydropyrido[2,3-*b*]pyrazin-8-yloxy)phenyl carbamate:
¹H-NMR (DMSO-*d*₆), δ (ppm), J (Hz): 1.46 (s, 9H, *tert*- Bu), 2.43 (s, 3H, Me), 6.53 (d, 1H, H_{Py,5}, J = 5.6 Hz), 6.81-6.83 (m, 1H, H_{arom}), 7.36-7.37 (m, 3H, H_{arom}), 8.27 (d, 1H, H_{Py,6}, J = 5.6 Hz), 9.56 (s, 1H, NH_{Boc}), 12.75 (s, 1H, NH_{lactame}). LC-MS (*m/z*): 369 (M+H, 100).

tert-butyl 3-(3-methyl-2-oxo-1,2-dihydropyrido[2,3-*b*]pyrazin-8-yloxy)phenyl carbamate:
¹H-NMR (DMSO-*d*₆), δ (ppm), J (Hz): 1.46 (s, 9H, *tert*- Bu), 2.48 (s, 3H, Me), 6.80-6.83 (m, 2H, H_{arom}), 7.32-7.37 (m, 2H, H_{arom}), 7.40 (s, 1H, H_{arom}), 8.31 (d, 1H, H_{Py}, J = 5.4 Hz), 9.55 (s, 1H, NH_{Boc}), 12.38 (s, 1H, NH_{lactame}). LC-MS (*m/z*): 369 (M+H, 100).

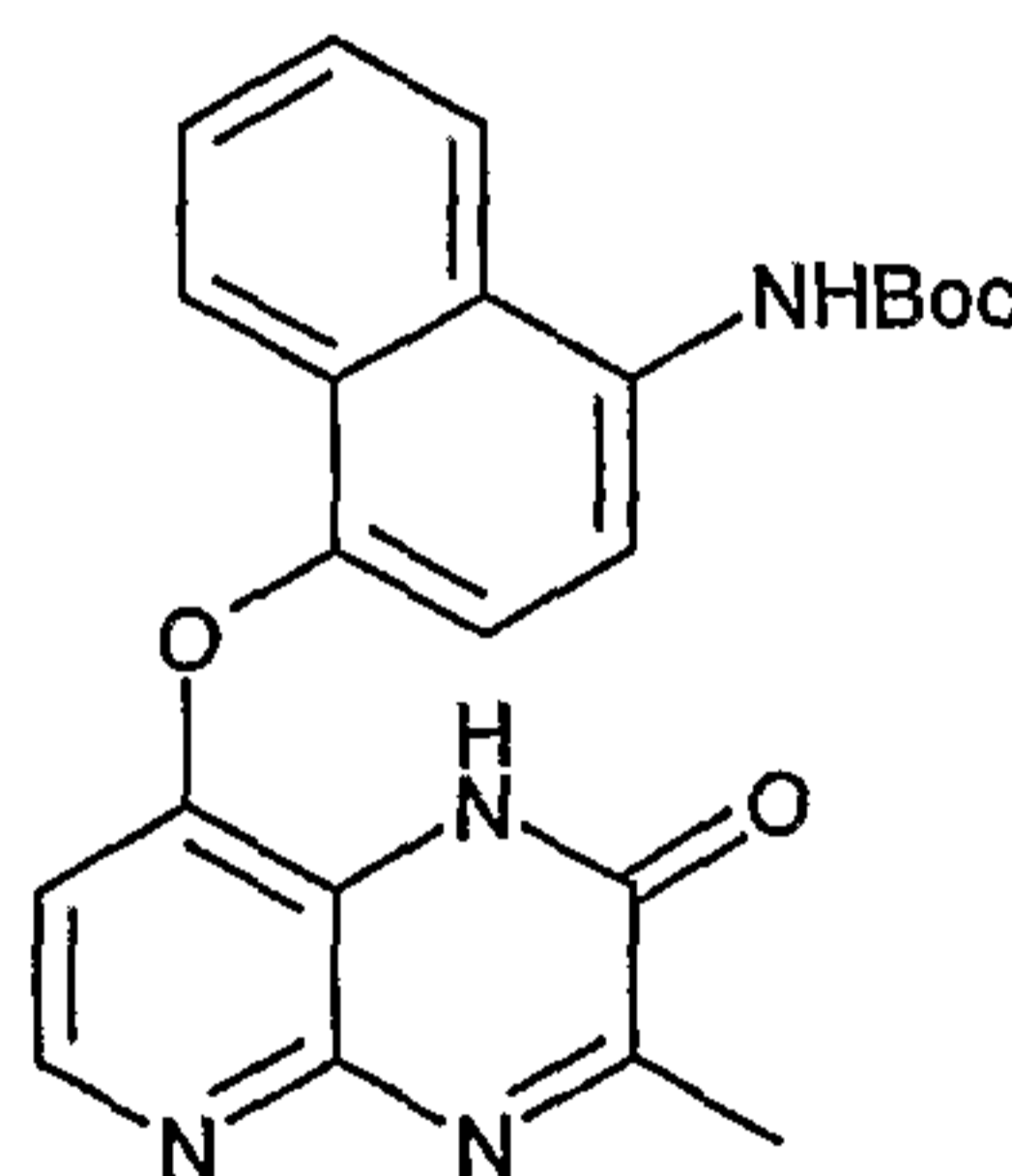
Synthesis 36

tert-butyl 4-(2-methyl-3-oxo-3,4-dihydropyrido[2,3-*b*]pyrazin-8-yloxy) naphthalen-1-ylcarbamate



15

tert-butyl 4-(3-methyl-2-oxo-1,2-dihydropyrido[2,3-*b*]pyrazin-8-yloxy) naphthalen-1-ylcarbamate



Method D2 was used with *tert*-butyl 4-(2,3-diaminopyridin-4-yloxy)naphthalen-1-ylcarbamate to afford a mixture of isomers. The residue was chromatographed (eluent: CH₂Cl₂ / EtOAc: 6/1 towards 0/1 then EtOAc / MeOH: 95/5) to afford at first *tert*-butyl 4-(2-methyl-3-oxo-3,4-dihydropyrido[2,3-*b*]pyrazin-8-yloxy) naphthalen-1-ylcarbamate as a slightly yellow solid (401 mg, 0.958 mmol, 35%) and then *tert*-butyl 4-(3-methyl-2-oxo-1,2-dihydropyrido[2,3-*b*]pyrazin-8-yloxy) naphthalen-1-ylcarbamate as a yellow solid (607 mg, 1.45 mmol, 53%).

25

tert-butyl 4-(2-methyl-3-oxo-3,4-dihydropyrido[2,3-*b*]pyrazin-8-yloxy) naphthalen-1-ylcarbamate: ¹H-NMR (DMSO-*d*₆), δ (ppm), J (Hz): 1.53 (s, 9H, *tert*- Bu), 2.01 (s, 3H,

- 114 -

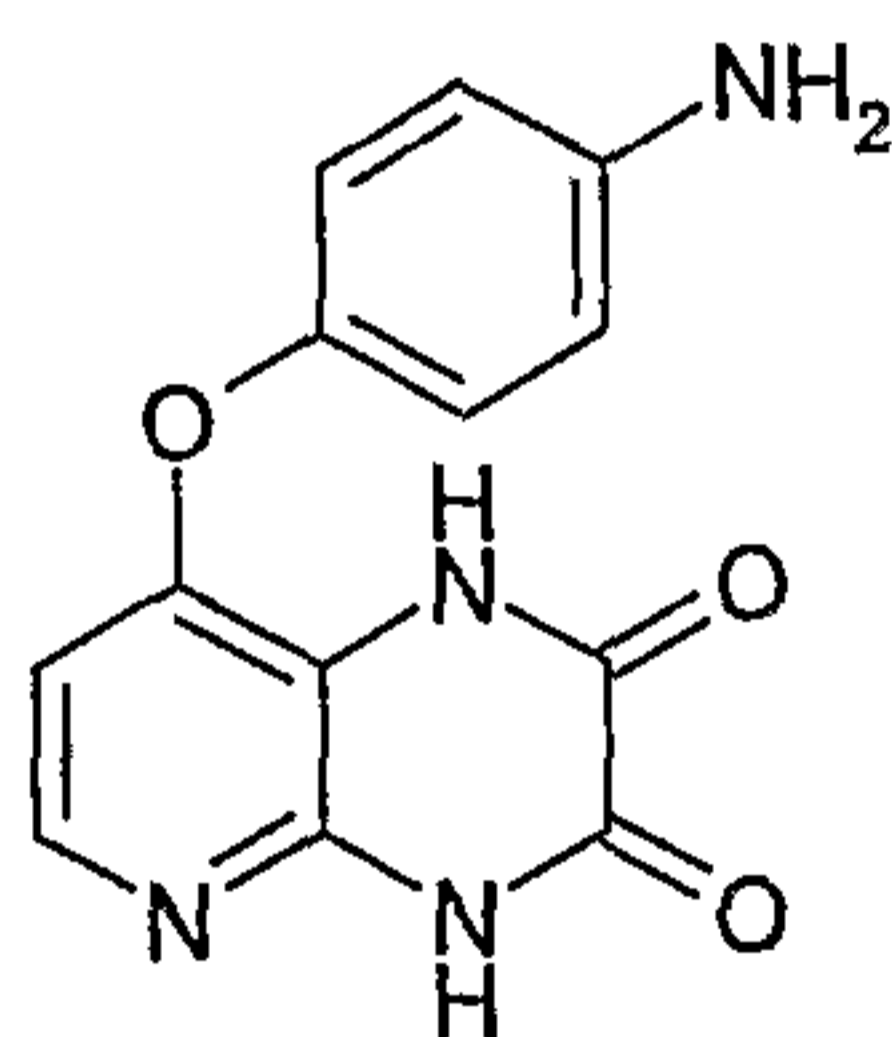
Me), 6.32 (d, 1H, H_{Py} , $J = 5.7$ Hz), 7.38 (d, 1H, H_{arom} , $J = 8.2$ Hz), 7.55-7.58 (m, 1H, H_{arom}),
 7.62-7.67 (m, 2H, H_{arom}), 7.85 (d, 1H, H_{arom} , $J = 8.4$ Hz), 8.17 (d, 1H, H_{arom} , $J = 8.6$ Hz),
 8.20 (d, 1H, H_{Py} , $J = 5.6$ Hz), 9.35 (s, 1H, NH_{Boc}), 12.82 (s, 1H, $\text{NH}_{\text{lactame}}$). $^{13}\text{C-NMR}$ (δ ,
 ppm, DMSO-d_6): 20.50 (CH_3), 28.05 (*tert*-Bu), 79.03 (*tert*-Bu), 105.56, 116.89, 117.37,
 5 121.10, 121.13, 123.56, 126.26, 126.52, 126.79, 129.23, 132.08, 145.63, 146.03, 150.51,
 153.98, 156.28, 159.14, 160.49. LC-MS (m/z): 419 (M+H, 100).

tert-butyl 4-(3-methyl-2-oxo-1,2-dihydropyrido[2,3-*b*]pyrazin-8-yloxy) naphthalen-1-
 ylcarbamate: $^1\text{H-NMR}$ (DMSO-d_6), δ (ppm), J (Hz): 1.51 (s, 9H, *tert*-Bu), 2.52 (s, 3H,
 10 Me), 6.58 (d, 1H, $H_{\text{Py},5}$, $J = 5.4$ Hz), 7.37 (d, 1H, H_{arom} , $J = 8.2$ Hz), 7.53-7.64 (m, 2H,
 H_{arom}), 7.91 (d, 1H, H_{arom} , $J = 8.1$ Hz), 8.14 (d, 1H, H_{arom} , $J = 8.5$ Hz), 8.22 (d, 1H, $H_{\text{Py},6}$,
 $J = 5.4$ Hz), 9.32 (s, 1H, NH_{Boc}), 12.66 (s, 1H, $\text{NH}_{\text{lactame}}$). $^{13}\text{C-NMR}$ (δ , ppm, DMSO-d_6):
 20.93 (CH_3), 28.05 (*tert*-Bu), 79.01 (*tert*-Bu), 108.55, 116.54, 118.89, 121.02, 121.48,
 123.38, 126.23, 126.53, 126.59, 129.24, 132.03, 143.82, 144.89, 145.87, 152.08, 153.97,
 15 154.52, 164.03. LC-MS (m/z): 419 (M+H, 100).

3. Cyclisation to pyridopyrazin-2,3-dione

Synthesis 37

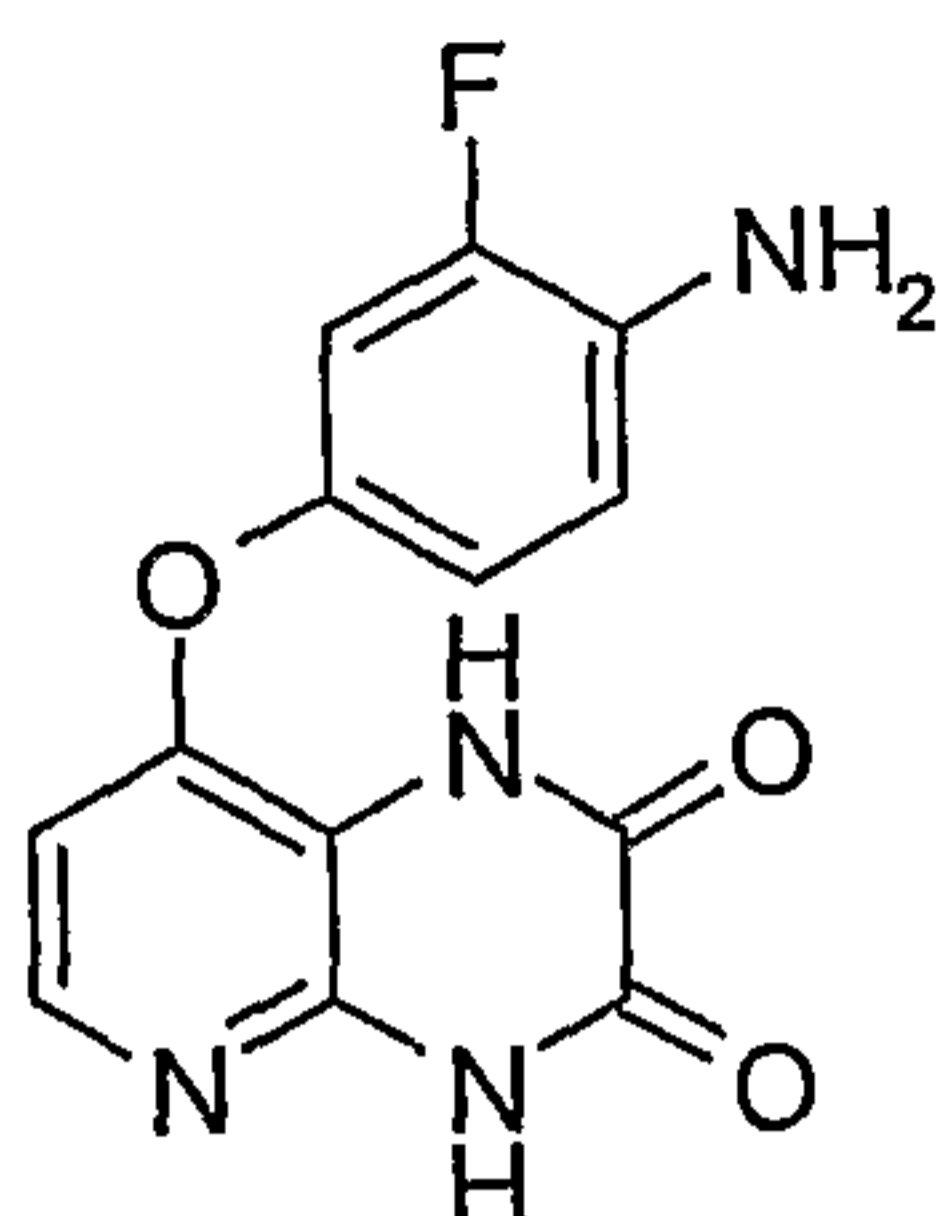
20 8-(4-aminophenoxy)pyrido[2,3-*b*]pyrazine-2,3(1H,4H)-dione



Method D3. A solution of *tert*-butyl 4-(2,3-diamino pyridin-4-yloxy)phenylcarbamate
 (0.320 g, 1.0 mmol) in diethyl oxalate (2 ml) is reacted twice for 10 minutes in a
 microwave reactor (180 C, 150 W). The solution is cooled and the solid filtered and
 25 washed with cold ethanol. Obtained 8-(4-aminophenoxy)pyrido[2,3-*b*]pyrazine-
 2,3(1H,4H)-dione (70 mg, 25% yield) as a grey solid.

$^1\text{H-NMR}$ (DMSO-d_6), δ (ppm), J (Hz): 6.36 (d, 1H, $J=5.7$ Hz), 6.67 (d, 2H, $J=8.6$ Hz), 6.88
 (d, 2H, $J=8.6$ Hz), 7.82 (d, 2H, $J=5.7$ Hz), 11.76 (bs, 1H), 12.28 (bs, 1H). LC-MS (m/z):
 30 271(M+H, 100).

- 115 -

Synthesis 388-(4-Amino-3-fluorophenoxy)pyrido[3,2-*b*]pyrazine-2,3(1*H*,4*H*)-dione

A solution of *tert*-butyl 4-(2,3-diaminopyridin-4-yloxy)-2-fluorophenylcarbamate (1.03 g, 3.08 mmol) was dissolved in dry EtOH (10 mL), diethyl oxalate (10 mL) was added and the solution was heated to reflux for 96 h, cooled to RT and filtered. The title compound was isolated as a white solid. Yield: 820 mg (92%).

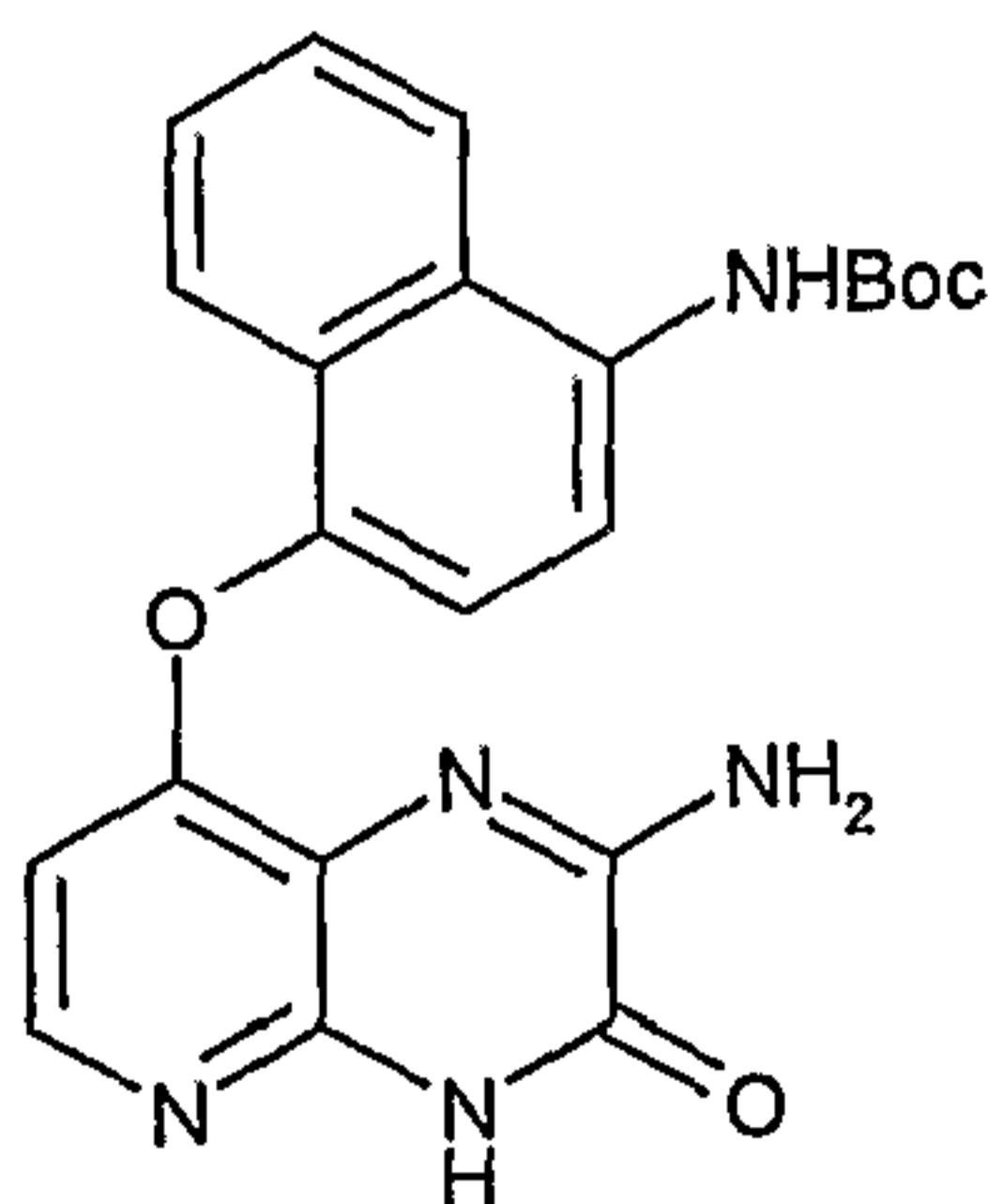
¹H-NMR (DMSO-*d*₆), δ (ppm), J (Hz): 5.20 (br s, 2H, NH₂), 6.44 (d, J=5.7, 1H, *H*_{Py}), 6.79 (m, 1H, *H*_{arom}), 6.85 (m, 1H, *H*_{arom}), 6.98 (m, 1H, *H*_{arom}), 7.91 (d, J=5.7, 1H, *rH*_{Py}), 11.81 (s, 1H, NH), 12.34 (s, 1H, NH); ¹³C-NMR (DMSO-*d*₆), δ (ppm), J (Hz): 107.4, 108.4 (d, *J*_{FC}=21.9), 113.0, 116.2 (d, *J*_{FC}=3.0), 121.9 (br), 123.0 (br), 140.7, 143.2, 149.6 (d, *J*_{FC}=10.1), 151.2, 153.8 (d, *J*_{FC}=240), 154.8, 155.9; ¹⁹F-NMR (DMSO-*d*₆), δ (ppm), J (Hz): -123.5 ppm; LC-MS (*m/z*): 289.1 (M+H, 100).

15

4. Cyclisation to 2-aminopyridopyrazin-3-oneSynthesis 39

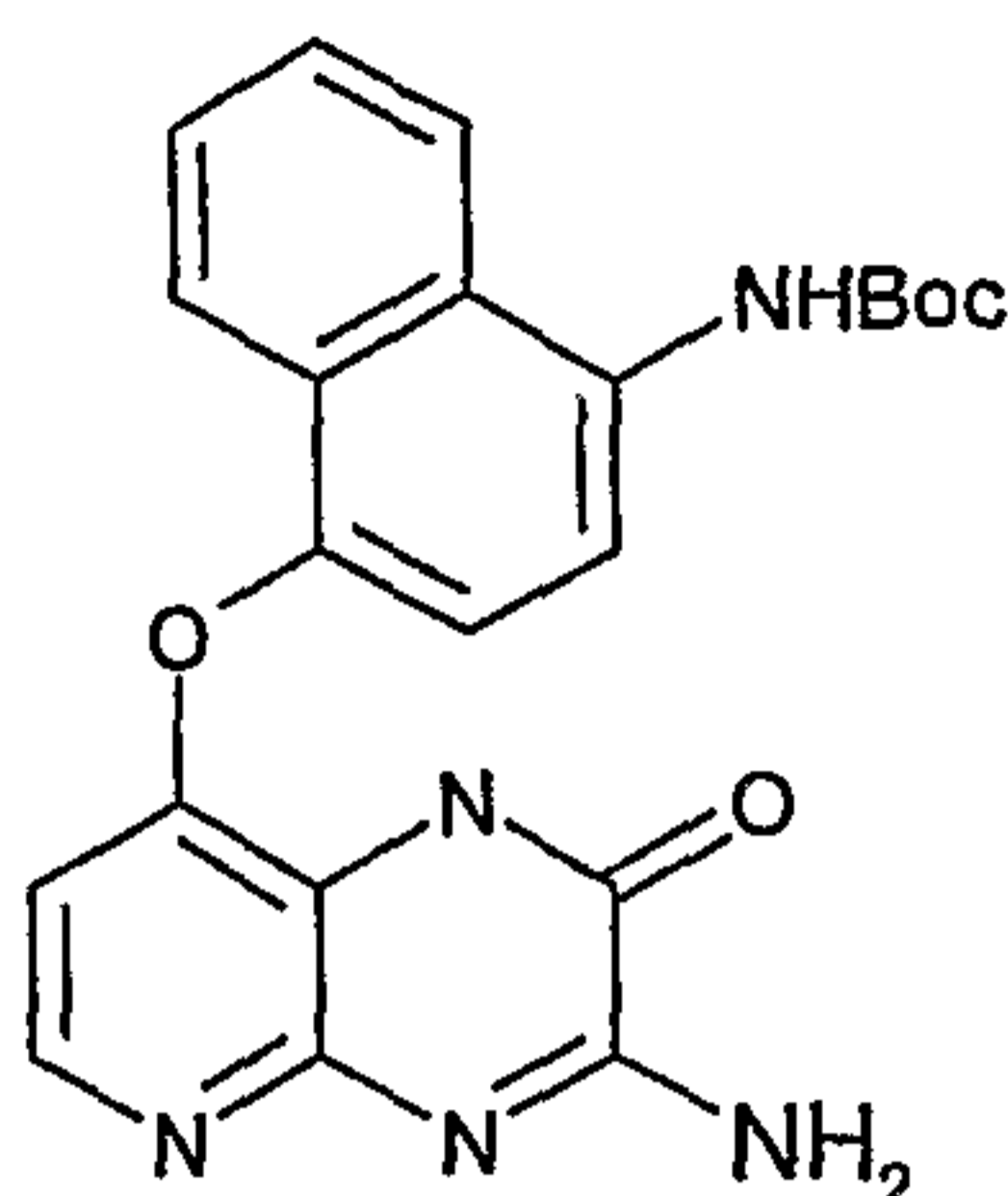
tert-butyl 4-(2-amino-3-oxo-3,4-dihydropyrido[2,3-*b*]pyrazin-8-yloxy)naphthalen-1-ylcarbamate

20



- 116 -

tert-butyl 4-(3-amino-2-oxo-1,2-dihydropyrido[2,3-*b*]pyrazin-8-yloxy)naphthalen-1-ylcarbamate



- Method D4. To *tert*-butyl 4-(2,3-diaminopyridin-4-yloxy)naphthalen-1-ylcarbamate (1.16 g, 3.17 mmol) dissolved in 15 mL of anhydrous ethanol under argon was added the ethyl carboethoxyformimidate hydrochloride (1.72 g, 9.51 mmol). The reaction mixture was stirred at reflux for 48 hours. After cooling at RT, a precipitate was formed. It was collected and rinsed with ether. The first isomer was obtained as a slightly pink solid (275 mg, 21%). Solvent was evaporated under vacuum and the residue was retaken in EtOAc. The organic phases were washed with a saturated solution of NaHCO₃, then brine, dried over MgSO₄ and concentrated under vacuum. The residue was chromatographed (eluent: EtOAc / MeOH: 1/0 towards 9/1) to afford the second isomer as a slightly yellow solid (463 mg, 35%).
- tert*-butyl 4-(2-amino-3-oxo-3,4-dihydropyrido[2,3-*b*]pyrazin-8-yloxy)naphthalen-1-ylcarbamate: ¹H-NMR (DMSO-*d*₆), δ (ppm), J (Hz): 1.51 (s, 9H, *tert*-Bu), 6.31 (d, 1H, H_{Py,5}, J = 5.6 Hz), 7.20 (d, 1H, H_{arom}, J = 8.2 Hz), 7.52-7.62 (m, 3H, H_{arom}), 7.89-7.91 (m, 2H, H_{arom}), 8.10 (d, 1H, H_{arom}, J = 8.4 Hz), 9.26 (s, 1H, NH_{Boc}), 12.61 (s, 1H, NH_{lactame}). ¹³C-NMR (DMSO-*d*₆), δ (ppm), J (Hz): 28.06 (C(CH₃)), 78.91 (C(CH₃)), 106.62, 115.63, 119.47, 121.28, 121.58, 123.43, 126.26, 126.42, 126.48, 129.44, 131.17, 142.99, 143.57, 147.15, 151.74, 152.72, 154.07, 156.97. LC-MS (*m/z*): 420 (M+H, 100).

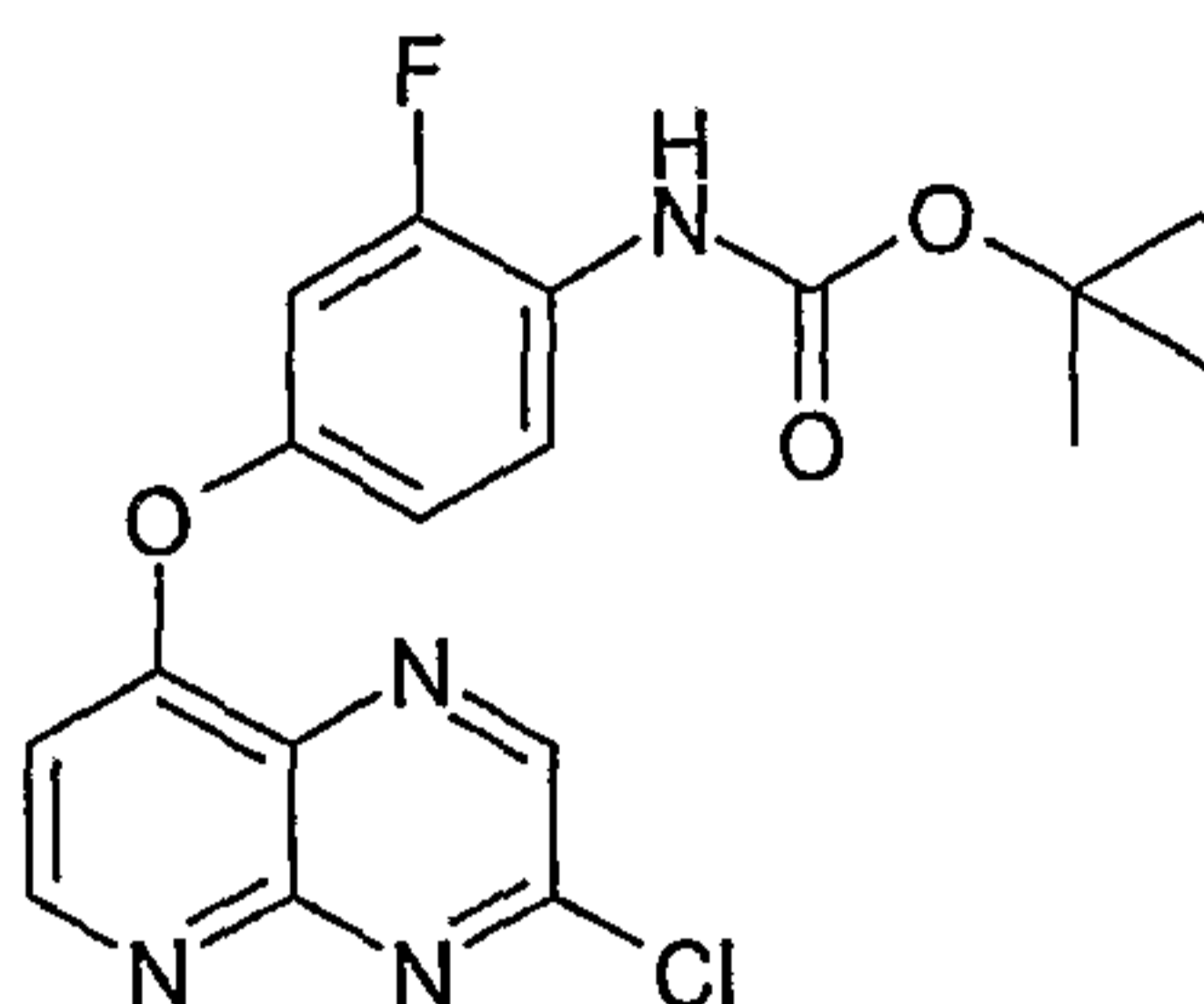
- Second isomer *tert*-butyl 4-(3-amino-2-oxo-1,2-dihydropyrido[2,3-*b*]pyrazin-8-yloxy)naphthalen-1-ylcarbamate: ¹H-NMR (DMSO-*d*₆), δ (ppm), J (Hz): 1.51 (s, 9H, *tert*-Bu), 6.28 (d, 1H, H_{Py}, J = 5.5 Hz), 7.30 (d, 1H, H_{arom}, J = 8.2 Hz), 7.62-7.53 (m, 2H, H_{arom}), 7.95 (d, 1H, H_{arom}, J = 8.4 Hz), 8.00 (d, 1H, H_{arom}, J = 5.5 Hz), 8.04 (t, 1H, H_{arom}, J = 8.3 Hz), 8.12 (d, 1H, H_{arom}, J = 8.7 Hz), 9.29 (s, 1H, NH_{Boc}), 12.41 (s, 1H, NH_{lactame}). ¹³C-NMR (DMSO-*d*₆), δ (ppm), J (Hz): 28.17 (*tert*-Bu), 79.06 (*tert*-Bu), 104.81, 114.12, 116.17, 119.24, 121.27, 121.77, 123.40, 126.52, 126.57, 129.39, 131.69, 144.40, 146.51, 146.90, 151.12, 151.13, 154.13, 154.89.

- 117 -

5. Conversion of pyridopyrazin-2-one and pyridopyrazin-3-one to 2-amino-pyridopyrazine and 3-amino-pyridopyrazine

Synthesis 40

5 *Tert*-butyl 4-(3-chloropyrido[2,3-*b*]pyrazin-8-yloxy)-2-fluorophenylcarbamate

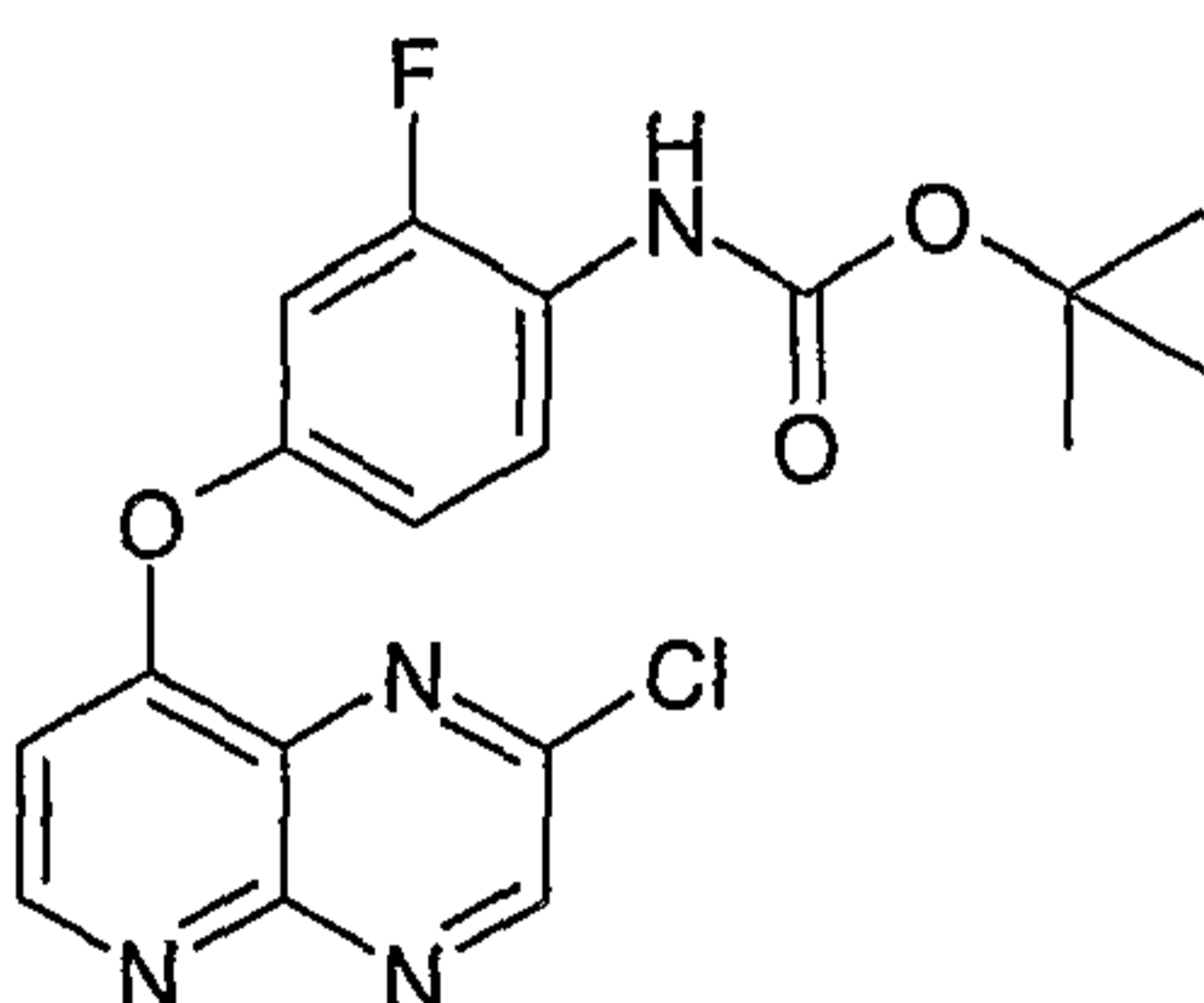


10 Method D5: *N*-chloro succinimide (91 mg, 681 μmol) was added to a solution of triphenyl phosphine (178 mg, 678 μmol) in dry 1,4-dioxane (4 mL) under Ar, yielding a white suspension. After 30 min, *tert*-butyl 2-fluoro-4-(3-oxo-3,4-dihydropyrido[2,3-*b*]pyrazin-8-yloxy)phenylcarbamate (48 mg, 129 μmol) was added at once and the mixture was heated to reflux for 1h. The black mixture was cooled to RT, Et_3N (1 mL) was added, and all volatiles were evaporated. The black residue was dissolved in CH_2Cl_2 (3 mL) and loaded onto a silica gel column (packed with Et_2O). Elution with ether furnished the title compound as the first, fast-running band ($R_f=0.83$ in Et_2O), which was concentrated to dryness to a white solid. Yield: 34 mg (68 %).

15 $^1\text{H-NMR}$ (DMSO-d_6), δ (ppm), J (Hz): 1.48 (s, 9H, *tert*- Bu), 7.09-7.13 (m, 2H), 7.32 (m, 1H, H_{arom}), 7.71 (m, 1H, H_{arom}), 8.98 (d, 1H, $J=5.3$, H_{Py}), 9.06 (s, 1H, NH_{Boc}), 9.12 (s, 1H, H_{arom}); $^{13}\text{C-NMR}$ (DMSO-d_6), δ (ppm), J (Hz): 28.0, 79.5, 108.8 (d, $J_{\text{FC}}=23.1$), 109.9, 116.2 (d, $J_{\text{FC}}=3.1$), 124.3 (d, $J_{\text{FC}}=11.6$), 125.8, 129.3, 145.3, 149.8, 150.2 (d, $J_{\text{FC}}=10.3$), 150.8, 153.1, 154.6 (d, $J_{\text{FC}}=248$), 156.1, 161.0; $^{19}\text{F-NMR}$ (DMSO-d_6), δ (ppm): -119.6; LC-MS (m/z): 391.1 ($\text{M}+\text{H}$, 100), $rt=4.40$ min.

Synthesis 41

25 *Tert*-butyl 4-(2-chloropyrido[2,3-*b*]pyrazin-8-yloxy)-2-fluorophenylcarbamate



Method D5 was used with *tert*-butyl 2-fluoro-4-(2-oxo-3,4-dihydropyrido[2,3-*b*]pyrazin-8-yloxy)phenylcarbamate to give the title product as off-white crystals. Yield: 250 mg (50 %).

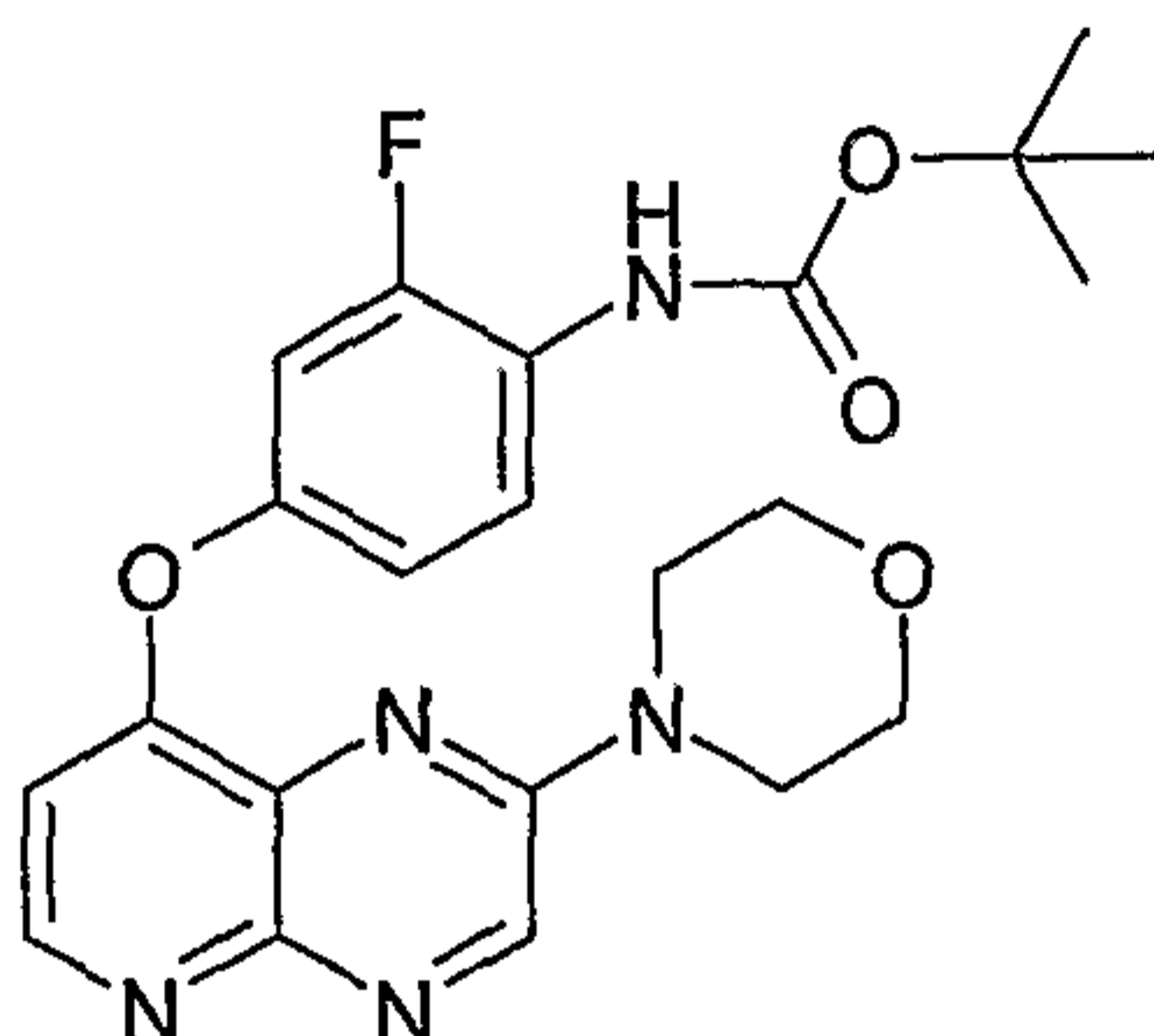
30

- 118 -

$^1\text{H-NMR}$ (DMSO- d_6), δ (ppm), J (Hz): 1.48 (s, 9H, *tert*-Bu), 7.09-7.14 (m, 2H, H_{arom}), 7.34 (m, 1H, H_{arom}), 7.73 (m, 1H, H_{arom}), 8.97 (d, 1H, $J=5.3$, H_{pyrH}), 9.07 (s, 1H, NH_{Boc}), 9.23 (s, 1H, H_{arom}); $^{13}\text{C-NMR}$ (DMSO- d_6), δ (ppm), J (Hz): 28.0, 79.5, 109.0 (d, $J_{\text{FC}}=23.1$), 110.0, 116.4 (d, $J_{\text{FC}}=3.1$), 124.5 (d, $J_{\text{FC}}=11.6$), 125.7, 129.8, 146.6, 149.0, 149.8 (d, $J_{\text{FC}}=10.3$), 150.7, 153.1, 154.6 (d, $J_{\text{FC}}=248$), 155.0, 160.1; $^{19}\text{F-NMR}$ (DMSO- d_6), δ (ppm): -119.6; LC-MS (m/z): 391.1 (M+H, 100), $rt=4.80$ min.

Synthesis 42

Tert-butyl 2-fluoro-4-(2-morpholinopyrido[2,3-*b*]pyrazin-8-yloxy)phenyl-carbamate



10

Method D6: Morpholine (500 μL , excess) was added to *tert*-butyl 4-(2-chloropyrido[2,3-*b*]pyrazin-8-yloxy)-2-fluorophenylcarbamate (68 mg, 174 μmol) under argon and the yellow solution was stirred at RT for 45 min. Next, H_2O (10 mL) was added and the precipitated yellow solid was filtered to give the title compound as a yellow solid. Yield: 69 mg (90%).

15

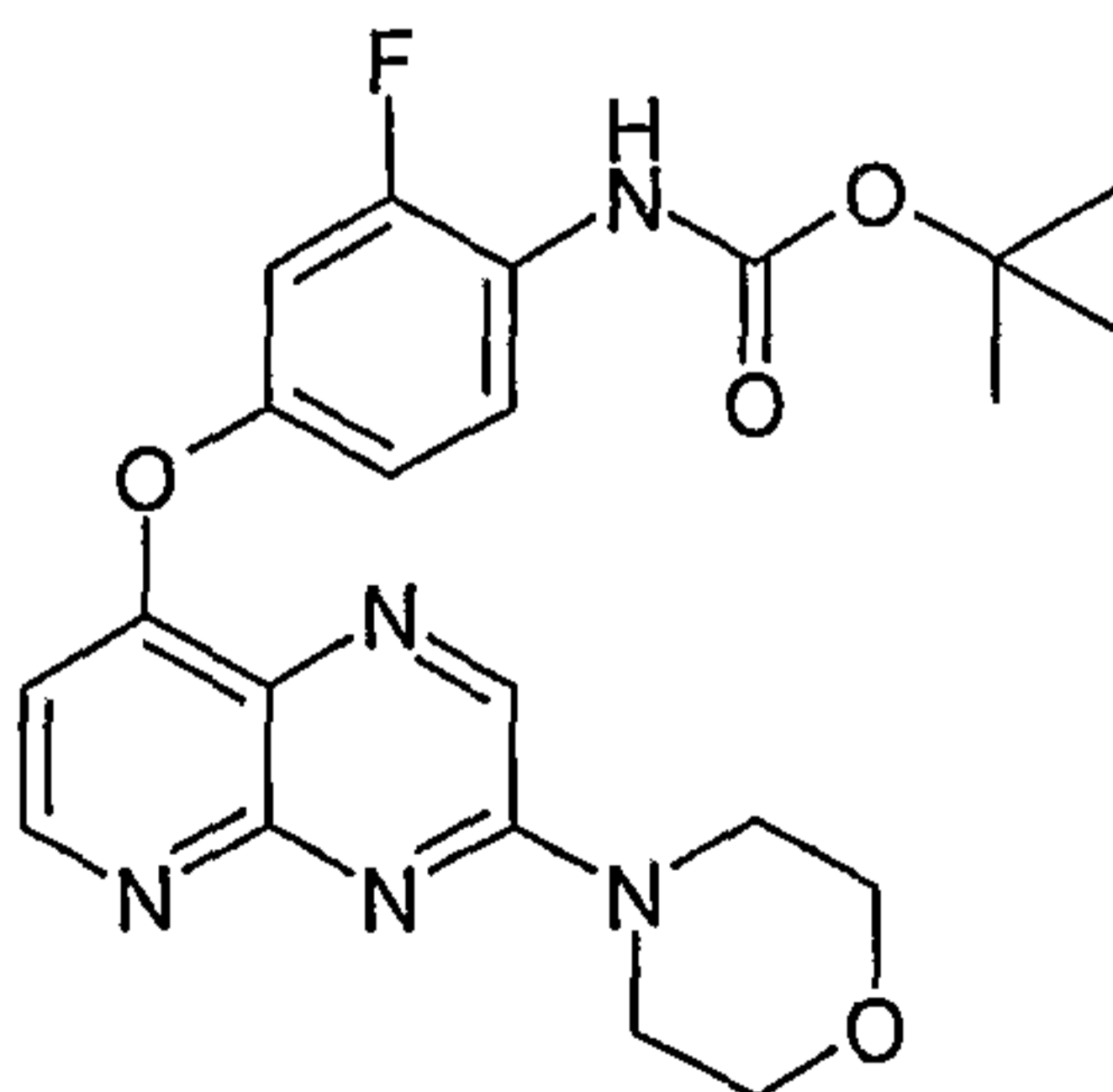
$^1\text{H-NMR}$ (DMSO- d_6), δ (ppm), J (Hz): 1.47 (s, 9H, *tert*-Bu), 3.69 (br s, 8H, $\text{N}(\text{CH}_2\text{CH}_2)_2\text{O}$) 6.96 (m, 2H, H_{arom}), 7.04 (d, 1H, $J=5.3$, H_{py}), 7.15 (m, 1H, H_{arom}), 7.59 (m, 1H, H_{arom}), 8.57 (d, 1H, $J=5.3$, H_{py}), 8.96 (s, 1H, NH_{Boc}), 8.98 (s, 1H, H_{arom}); $^{13}\text{C-NMR}$ (DMSO- d_6), δ (ppm), J (Hz): 28.0, 44.5, 65.8, 79.3, 107.8 (d, $J_{\text{FC}}=23.1$), 111.5, 115.3 (d, $J_{\text{FC}}=3.1$), 122.9 (d, $J_{\text{FC}}=11.6$), 125.8, 128.8, 139.5, 147.8, 147.9, 151.1, 152.3 (d, $J_{\text{FC}}=10.3$), 153.2, 154.8 (d, $J_{\text{FC}}=248$), 157.6; $^{19}\text{F-NMR}$ (DMSO- d_6), δ (ppm): -120.3; LC-MS (m/z): 442.2 (M+H, 100) $rt=4.70$ min.

20

25

Synthesis 43

Tert-butyl 2-fluoro-4-(3-morpholinopyrido[2,3-*b*]pyrazin-8-yloxy)phenyl-carbamate



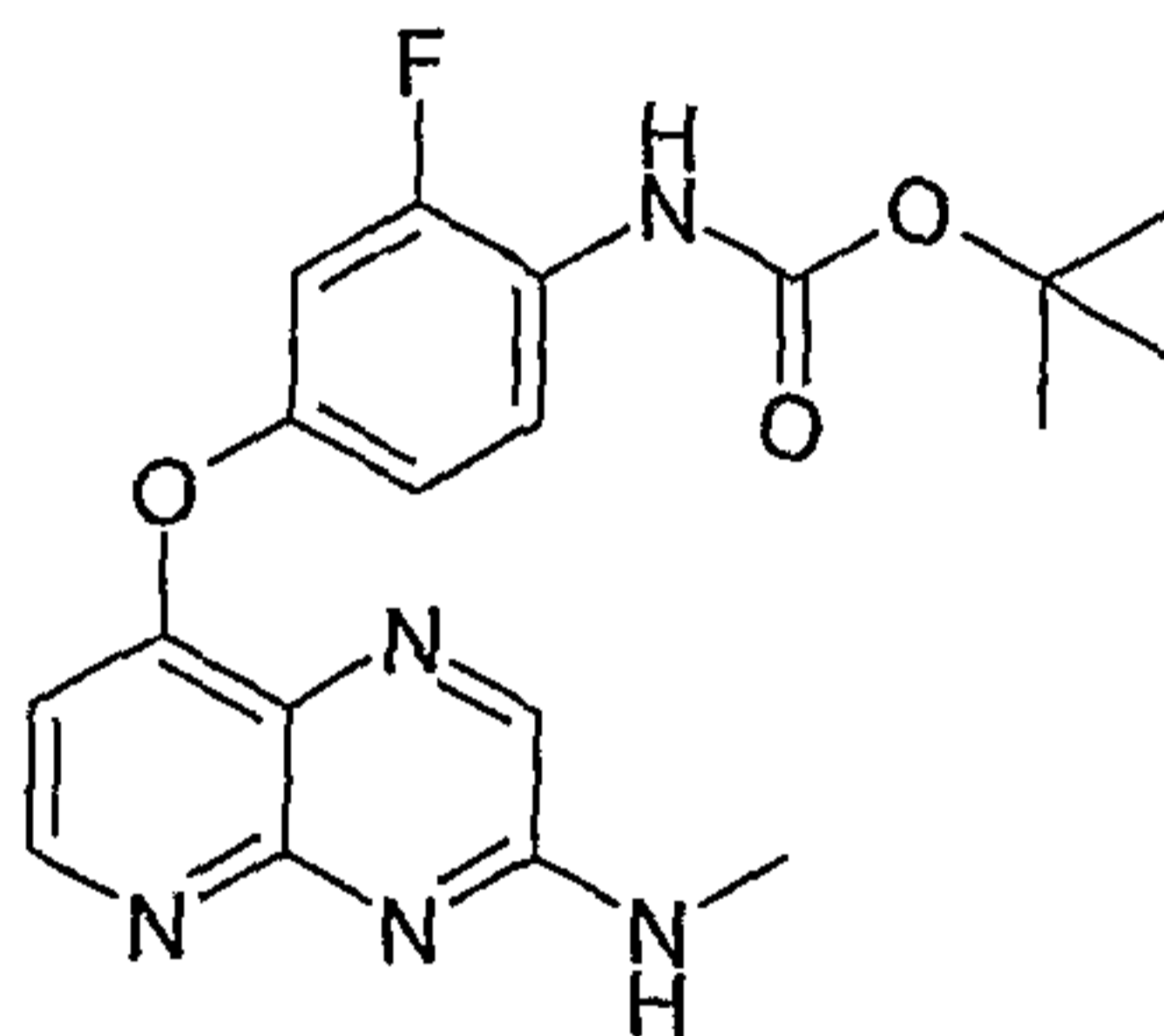
- 119 -

Method D6 was used with morpholine and *tert*-butyl 4-(3-chloropyrido[2,3-*b*]pyrazin-8-yloxy)-2-fluorophenylcarbamate to give the title compound as a white solid. Yield: 117 mg (89%).

- 5 $^1\text{H-NMR}$ (DMSO- d_6), δ (ppm), J (Hz): 1.48 (s, 9H, *tert*- Bu), 3.77 (m, 4H, N(CH₂CH₂)₂O), 3.84 (m, 4H, N(CH₂CH₂)₂O), 6.72 (d, 1H, J=5.3, H_{Py}), 7.00 (m, 2H, H_{arom}), 7.21 (m, 1H, H_{arom}), 7.63 (m, 1H, H_{arom}), 8.65 (d, 1H, J=5.3, H_{Py}), 8.85 (s, 1H, H_{arom}), 9.00 (s, 1H, NH_{Boc}); $^{13}\text{C-NMR}$ (DMSO- d_6), δ (ppm), J (Hz): 28.0, 44.4, 65.9, 79.4, 106.4, 108.2 (d, $J_{\text{FC}}=23.1$), 115.7 (d, $J_{\text{FC}}=3.1$), 122.6, 123.3 (d, $J_{\text{FC}}=11.6$), 125.9, 136.4, 146.7, 151.4 (d, $J_{\text{FC}}=10.3$), 152.2, 153.2, 153.8, 153.9, 154.7 (d, $J_{\text{FC}}=248$), 160.0; $^{19}\text{F-NMR}$ (DMSO- d_6), δ (ppm): -120.0; LC-MS (m/z): 442.2 (M+H, 100), $rt=3.48$ min.

Synthesis 44

Tert-butyl 2-fluoro-4-(3-(methylamino)pyrido[2,3-*b*]pyrazin-8-yloxy)phenylcarbamate



15

Method D6 was used with methylamine and *Tert*-butyl 4-(3-chloropyrido[2,3-*b*]pyrazin-8-yloxy)-2-fluorophenylcarbamate to give the title compound as a white solid. Yield: 80 mg (90%).

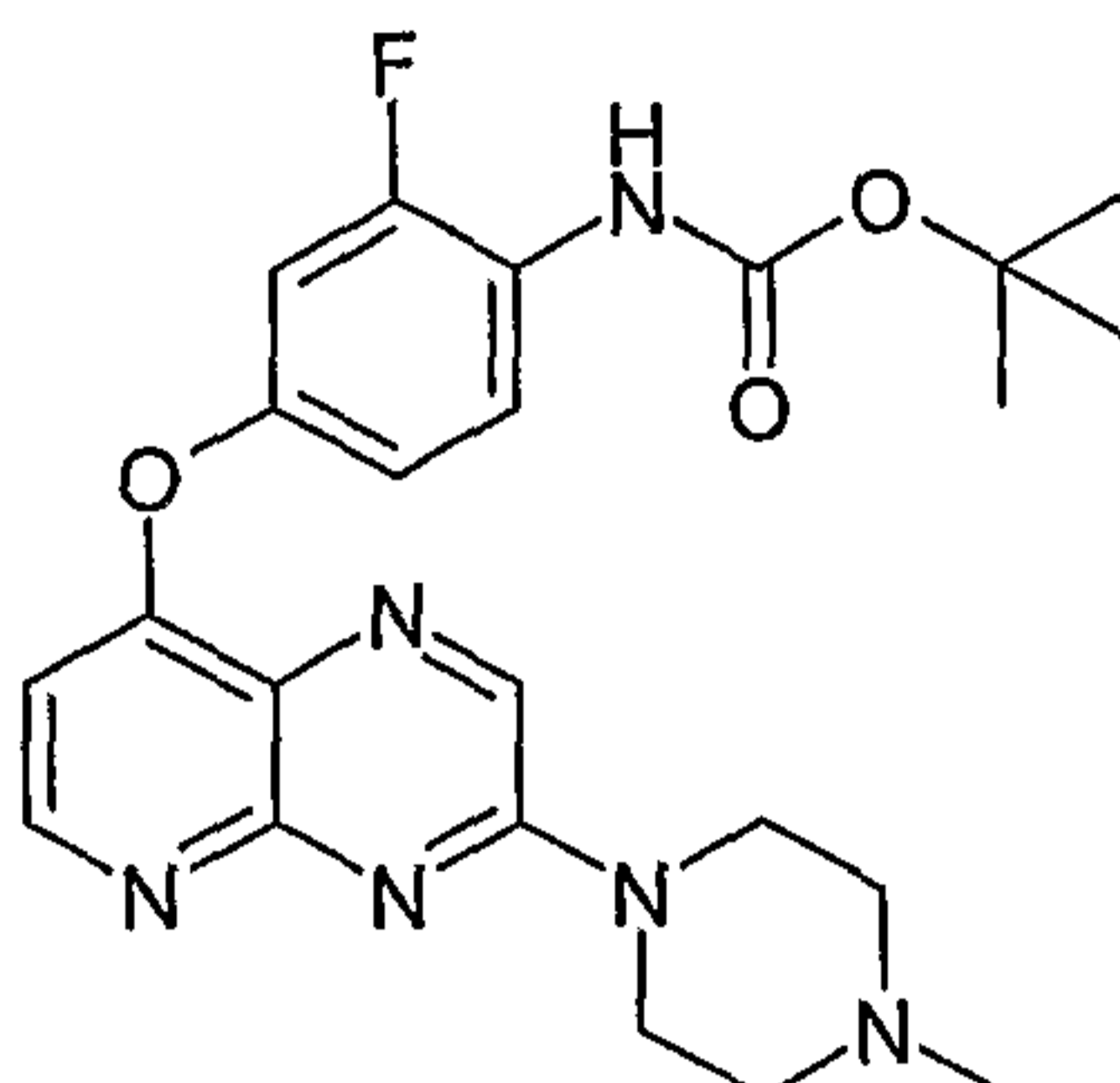
- 20 $^1\text{H-NMR}$ (DMSO- d_6), δ (ppm), J (Hz): 1.47 (s, 9H, *tert*- Bu), 2.95 (d, J=4.7, 3H, NHCH₃), 6.62 (d, J=5.4, 1H, H_{Py}), 6.97 (m, 1H, H_{arom}), 7.18 (m, 1H, H_{arom}), 7.61 (m, 1H, H_{arom}), 8.03 (br q, J=4.7, 1H, NHCH₃), 8.30 (s, 1H, H_{arom}), 8.55 (d, J=5.4, 1H, H_{Py}), 8.97 (s, 1H, NH); $^{13}\text{C-NMR}$ (DMSO- d_6), δ (ppm), J (Hz): 27.1, 28.0, 79.4, 105.6, 108.3 (d, $J_{\text{FC}}=23.0$), 115.8 (d, $J_{\text{FC}}=2.9$), 122.3, 123.4 (d, $J_{\text{FC}}=11.9$), 125.8 (br), 139.7 (br), 151.3 (d, $J_{\text{FC}}=10.0$), 152.8, 153.2, 153.4, 154.7 (d, $J_{\text{FC}}=248$), 155.3, 160.1; $^{19}\text{F-NMR}$ (DMSO- d_6), δ (ppm): -120.0; LC-MS (m/z): 386.1 (M+H, 100), $rt=3.13$ min.

25

- 120 -

Synthesis 45

Tert-butyl 2-fluoro-4-(3-(4-methylpiperazin-1-yl)pyrido[3,2-*b*]pyrazin-8-yloxy)phenylcarbamate



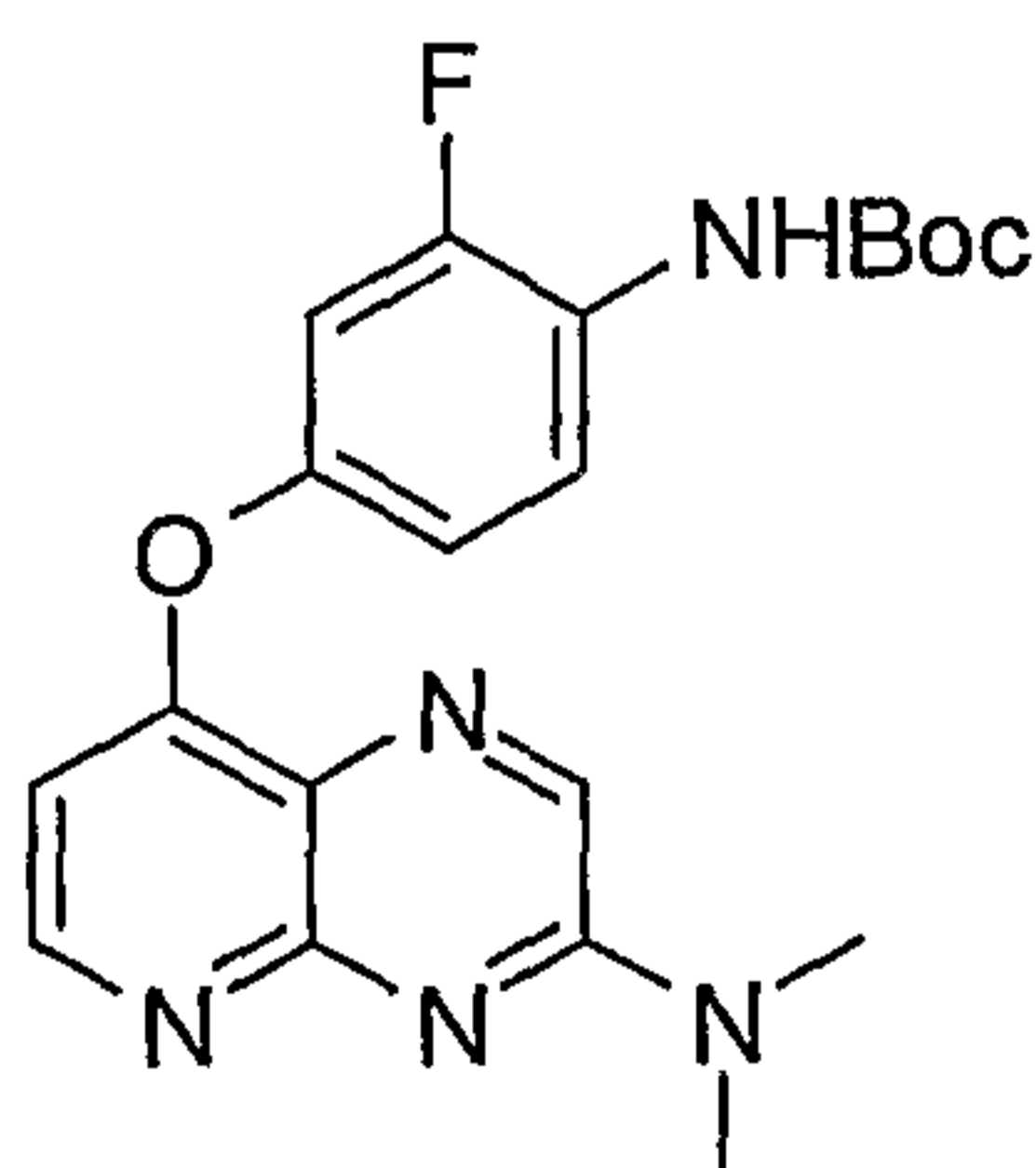
- 5 Method D6 was used with N-methylpiperazine and *tert*-butyl 4-(3-chloropyrido[2,3-*b*]pyrazin-8-yloxy)-2-fluorophenylcarbamate to give the title compound as a yellow solid. Yield: 142 mg (92%).

¹H-NMR (DMSO-*d*₆), δ (ppm), J (Hz): 1.47 (s, 9H, *tert*- Bu), 2.24 (s, 3H, CH₃), 2.46 (m, 4H, N(CH₂CH₂)₂NMe), 3.84 (m, 4H, N(CH₂CH₂)₂NMe), 6.68 (d, J=5.3, 1H, H_{Py}), 6.98 (m, 1H, H_{arom}), 7.19 (m, 1H, H_{arom}), 7.61 (m, 1H, H_{arom}), 8.62 (d, J=5.3, 1H, H_{Py}), 8.84 (s, 1H, H_{arom}), 8.97 (s, 1H, NH); ¹³C-NMR (DMSO-*d*₆), δ (ppm), J (Hz): 28.0, 43.9, 45.6, 54.2, 79.4, 106.2, 108.2 (d, J_{FC}=22.8), 115.7 (d, J_{FC}=3.1), 122.4, 123.4 (d, J_{FC}=11.9), 125.9, 136.4, 151.4 (d, J_{FC}=10.0), 152.3, 153.2, 153.7, 154.7 (d, J_{FC}=248), 160.1;

15 ¹⁹F-NMR (DMSO-*d*₆), δ (ppm): -120.0; LC-MS (*m/z*): 455.2 (M+H, 100), rt=2.43 min.

Synthesis 46

Tert-butyl 4-(3-(dimethylamino)pyrido[3,2-*b*]pyrazin-8-yloxy)-2-fluorophenylcarbamate



- 20 Method D6 was used with *tert*-butyl 4-(3-chloropyrido[2,3-*b*]pyrazin-8-yloxy)-2-fluorophenylcarbamate (270 mg, 0.67 mmol) and dimethylamine to give the product as a yellow solid. Yield: 233 mg (91%).

¹H-NMR (DMSO-*d*₆), δ (ppm), J (Hz): 1.47 (s, 9H, *tert*- Bu), 2.95 (d, J=4.7, 3H, NHCH₃), 6.62 (d, J=5.4, 1H, H_{Py}), 6.97 (m, 1H, H_{arom}), 7.18 (m, 1H, H_{arom}), 7.61 (m, 1H, H_{arom}), 8.03 (br q, J=4.7, 1H, NHCH₃), 8.30 (s, 1H, H_{arom}), 8.55 (d, J=5.4, 1H, H_{Py}), 8.97 (s, 1H, NH); ¹³C-NMR (DMSO-*d*₆), δ (ppm), J (Hz): 28.0, 37.4, 79.4, 105.8, 108.2 (d, J_{FC}=23.0), 115.7 (d, J_{FC}=2.9), 122.0, 123.4 (d, J_{FC}=11.9), 125.9 (br), 136.1, 151.5 (d, J_{FC}=10.0), 152.5,

- 121 -

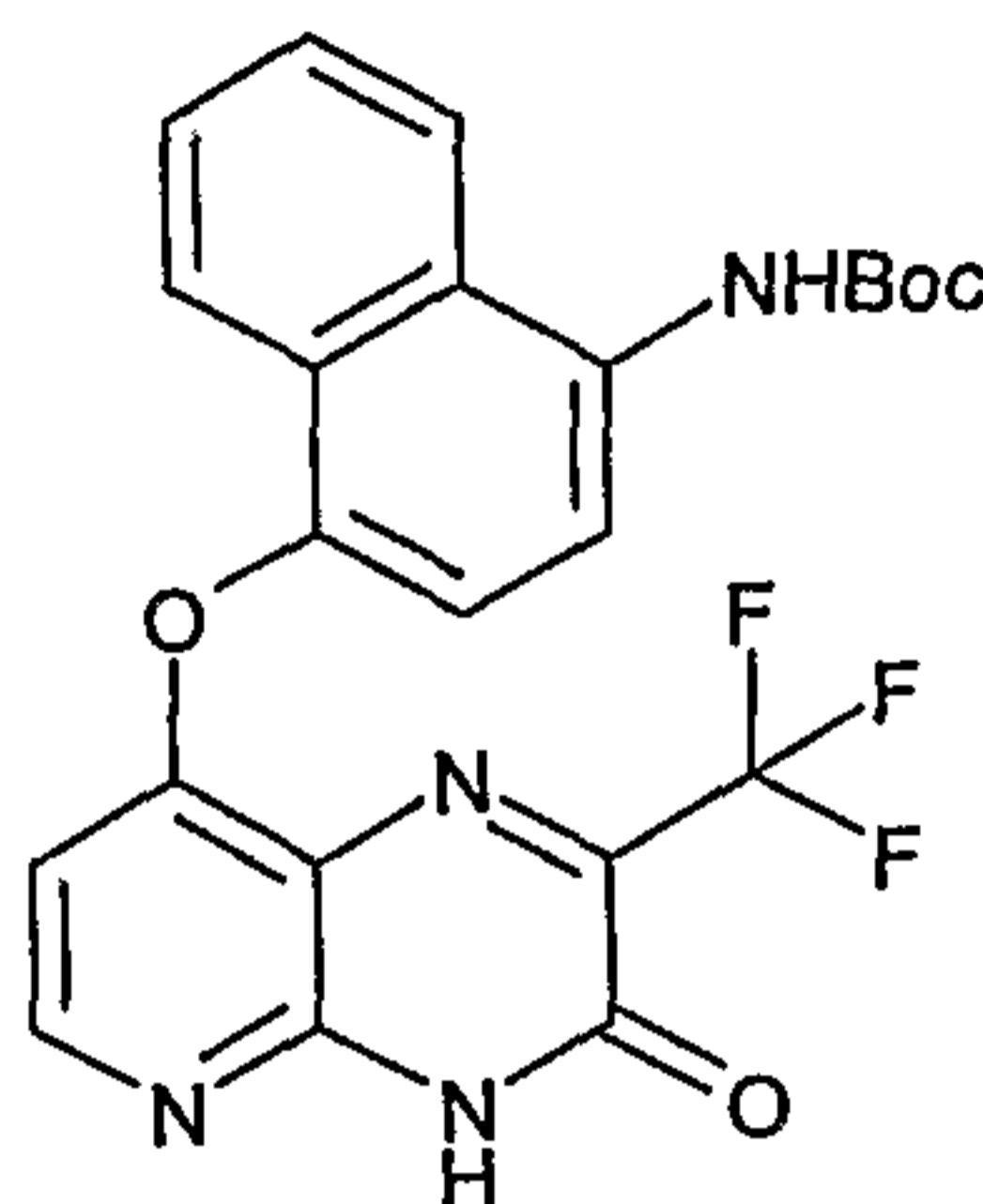
153.2, 153.5, 154.7 (d, $J_{FC}=248$), 160.1; ^{19}F -NMR (DMSO- d_6), δ (ppm): -120.0; LC-MS (m/z): 400.1 (M+H, 100), $rt=1.97$ min.

6. Cyclisation to other substituted pyridopyrazinones

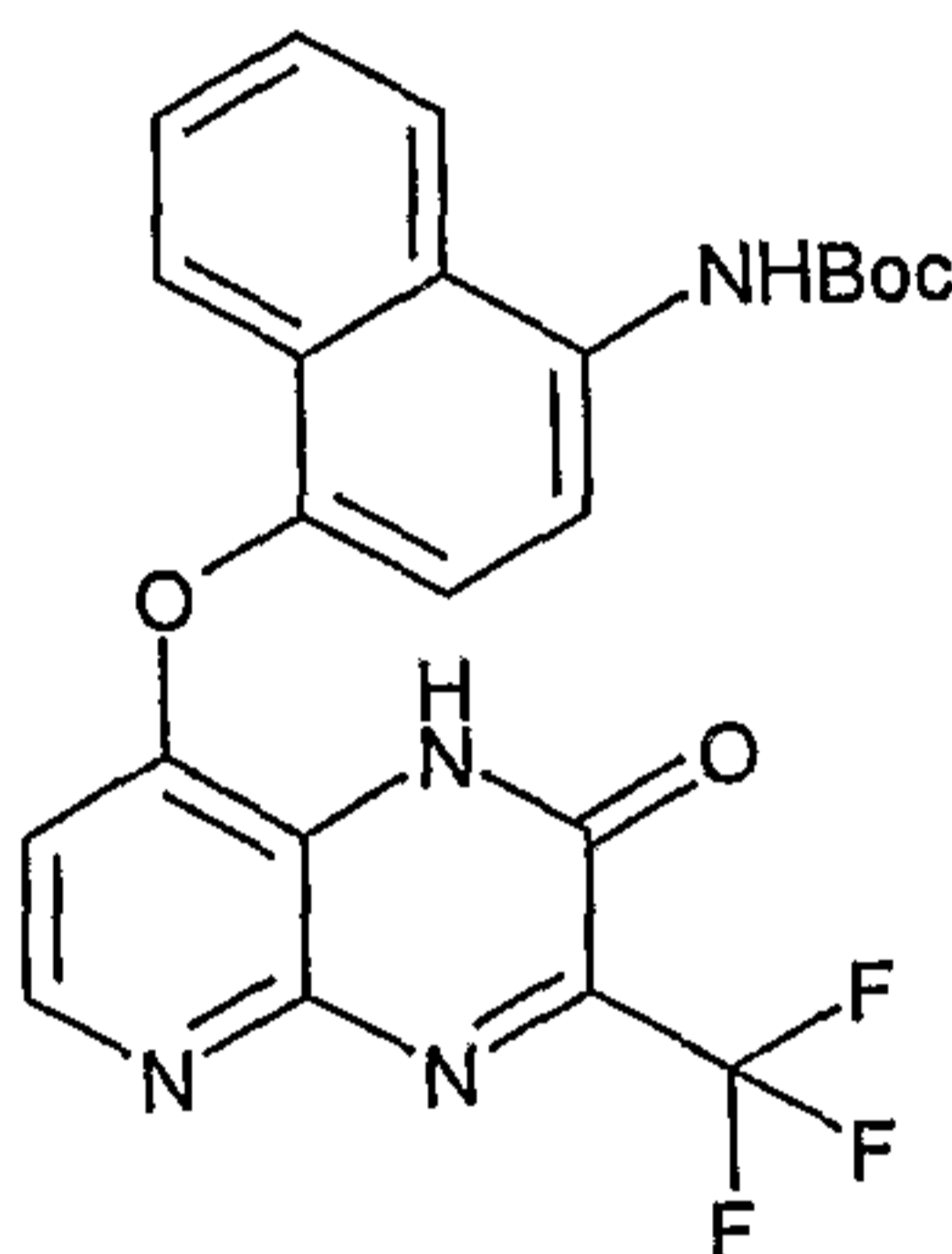
5

Synthesis 47

tert-butyl 4-(3-oxo-2-(trifluoromethyl)-3,4-dihydropyrido[2,3-*b*]pyrazin-8-yloxy)naphthalen-1-ylcarbamate



10 *tert*-butyl 4-(2-oxo-3-(trifluoromethyl)-1,2-dihydropyrido[2,3-*b*]pyrazin-8-yloxy)naphthalen-1-ylcarbamate



Method D7. To *tert*-butyl 4-(2,3-diaminopyridin-4-yloxy)naphthalen-1-ylcarbamate (1.00 g, 2.73 mmol) dissolved in 20 mL of anhydrous ethanol under argon and at reflux was added the ethyl trifluoropyruvate (697 mg, 0.50 mL, 4.10 mmol). The reaction mixture was stirred at reflux for 3 hours. After cooling at RT, a precipitate was formed, filtered off and rinsed with Et₂O. *tert*-butyl 4-(3-oxo-2-(trifluoromethyl)-3,4-dihydropyrido[2,3-*b*]pyrazin-8-yloxy)naphthalen-1-ylcarbamate was obtained as a white solid (116 mg, 0.246 mmol, 9%). The filtrate was evaporated under vacuum. The residue was chromatographed (eluent: CH₂Cl₂ / EtOAc: 4/1 towards 0/1) to afford the second isomer as a slightly yellow solid (540 mg, 1.14 mmol, 42%).

First isomer *tert*-butyl 4-(3-oxo-2-(trifluoromethyl)-3,4-dihydropyrido[2,3-*b*]pyrazin-8-yloxy)naphthalen-1-ylcarbamate: ^1H -NMR (DMSO- d_6), δ (ppm), J (Hz): 1.52 (s, 9H, *tert*-Bu), 6.37 (d, 1H, H_{Py} , $J = 5.7$ Hz), 7.45 (d, 1H, H_{arom} , $J = 8.2$ Hz), 7.54-7.57 (m, 1H, H_{arom}), 7.62-7.65 (m, 1H, H_{arom}), 7.69 (d, 1H, H_{arom} , $J = 8.2$ Hz), 7.80 (d, 1H, H_{arom} , $J = 8.4$ Hz), 8.18 (d, 1H, H_{arom} , $J = 8.6$ Hz), 8.37 (d, 1H, H_{Py} , $J = 5.7$ Hz), 9.38 (s, 1H, NHBoc), 13.55

25

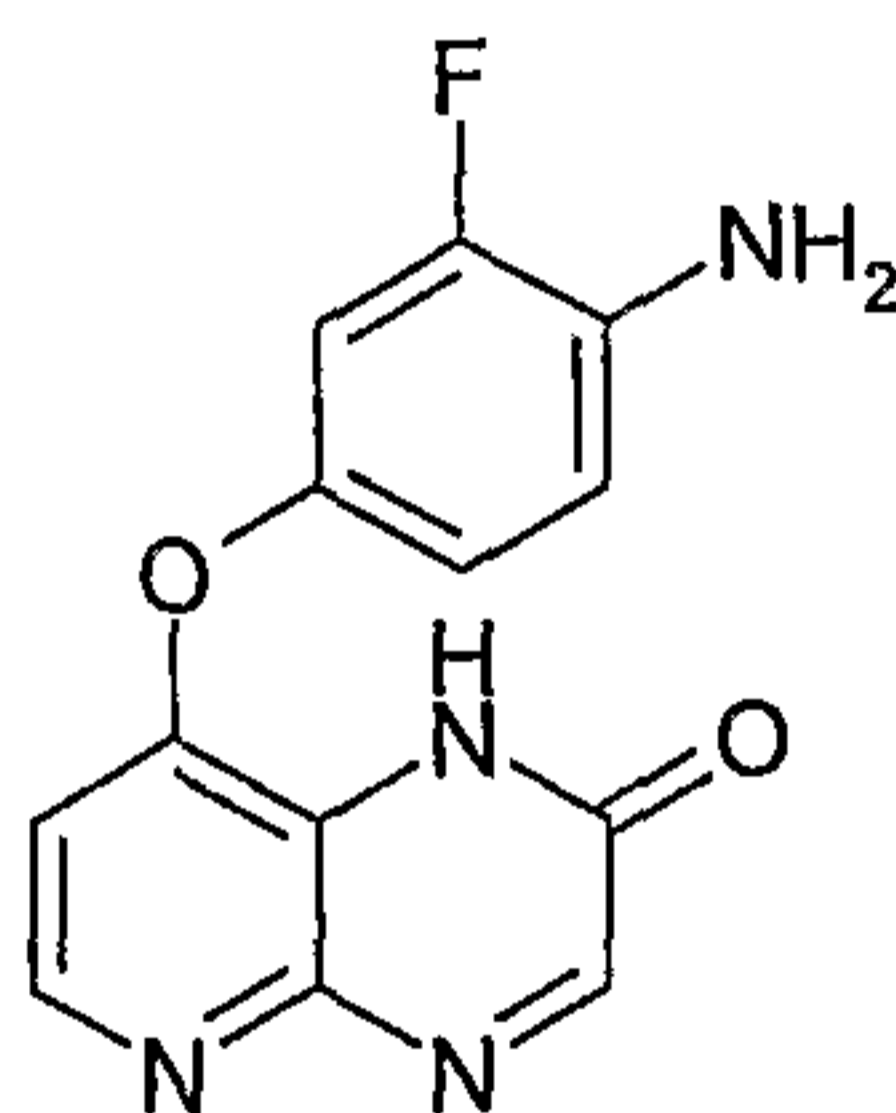
- 122 -

(s, 1H, NH_{lactame}). ¹³C-NMR (DMSO-d₆), δ (ppm), J (Hz): 28.04 (*tert*- Bu), 79.09 (*tert*- Bu), 105.71, 116.54, 117.35, 118.78, 120.84, 120.97, 123.62, 126.06, 126.58, 126.97, 129.09, 132.63, 143.17, 145.24, 146.71, 153.20, 153.90, 154.84, 162.26. LC-MS (*m/z*): 473 (M+H, 100).

5

Second isomer *tert*-butyl 4-(2-oxo-3-(trifluoromethyl)-1,2-dihydropyrido[2,3-*b*]pyrazin-8-yloxy)naphthalen-1-ylcarbamate: ¹H-NMR (DMSO-d₆), δ (ppm), J (Hz): 1.53 (s, 9H, *tert*-Bu), 6.76 (d, 1H, H_{Py}, J = 5.3 Hz), 7.43 (d, 1H, H_{arom}, J = 8.2 Hz), 7.55-7.58 (m, 1H, H_{arom}), 7.63-7.69 (m, 2H, H_{arom}), 7.92 (d, 1H, H_{arom}, J = 8.4 Hz), 8.17 (d, 1H, H_{arom}, J = 8.6 Hz), 8.39 (d, 1H, H_{Py}, J = 5.3 Hz), 9.38 (s, 1H, NH_{Boc}), 13.51 (s, 1H, NH_{lactame}). ¹³C-NMR (DMSO-d₆), δ (ppm), J (Hz): 28.06 (*tert*- Bu), 79.08 (*tert*- Bu), 90.66 (CF₃), 110.72, 116.81, 118.62, 120.88, 120.97, 121.42, 123.17, 123.46, 125.47, 126.07, 126.68, 129.25, 132.38, 145.51, 146.71, 151.66, 153.97, 166.39. LC-MS (*m/z*): 473 (M+H, 100).

10

15 (V) Deprotection of BocSynthesis 488-(4-amino-3-fluorophenoxy)pyrido[2,3-*b*]pyrazin-2(1H)-one

20 Method E1: *Tert*-butyl 2-fluoro-4-(2-oxo-1,2-dihydropyrido[2,3-*b*]pyrazin-8-yloxy) phenyl carbamate (250 mg, 671 μmol) was added to a round bottom flask under Ar. TBAF (7 mL of a 1M solution in THF, 7 mmol) was added and the solution was heated to reflux for 5h. The volatiles were evaporated and the oily residue was diluted with H₂O (80 mL). The pH was adjusted to 7 (NaHCO₃) and after 1h of stirring at RT, the precipitate was filtered off
25 and stripped twice with toluene (30 mL) to give the title compound as a yellow solid. Yield: 180 mg (98 %).

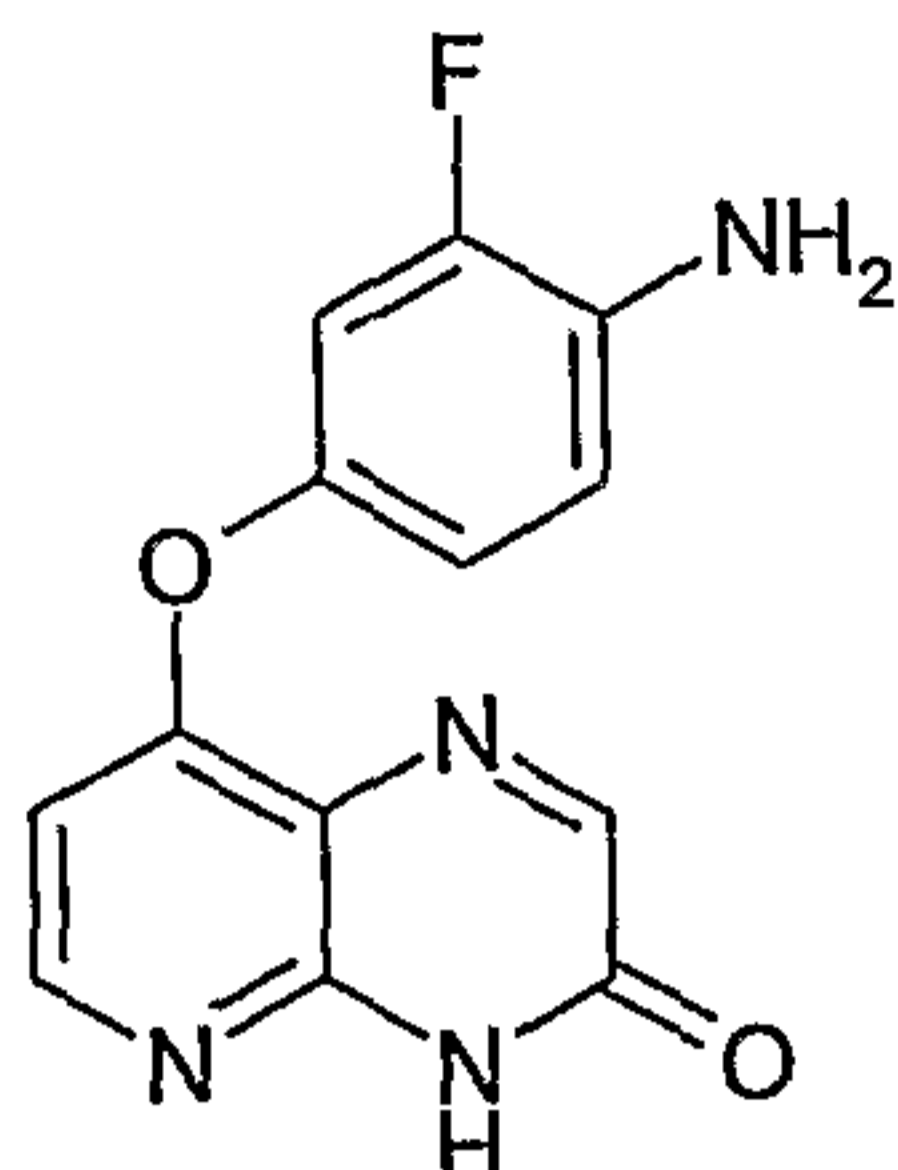
¹H-NMR (DMSO-d₆), δ (ppm), J (Hz): 5.19 ppm (br s, 2H, NH₂), 6.79 (d, J=5.4 Hz, 1H, H_{Py}), 6.88-6.82 (m, 2H, H_{arom}), 7.06 (m, 1H, H_{arom}), 8.32 (d, J=5.4 Hz, 1H, H_{Py}), 8.40 (s, 1H, H_{arom}), 12.49 (br s, 1H, NHAr). ¹³C-NMR (DMSO-d₆), δ (ppm), J (Hz): 108. (d, J_{FC}=21 Hz), 109.3, 116.3 (d, J_{FC}=6 Hz), 117.1 (d, J_{FC}=3 Hz), 119.2 (br), 134.7 (d, J_{FC}=13 Hz), 142.6 (d, J_{FC}=9 Hz), 144.0 (br), 145.4, 150.1 (d, J_{FC}=240 Hz), 153.2, 154.5, 155.6 (br); LC-MS (*m/z*): 273.1(M+H, 100), rt=2.37 min

30

- 123 -

Synthesis 49

8-(4-amino-3-fluorophenoxy)pyrido[2,3-b]pyrazin-3(4H)-one

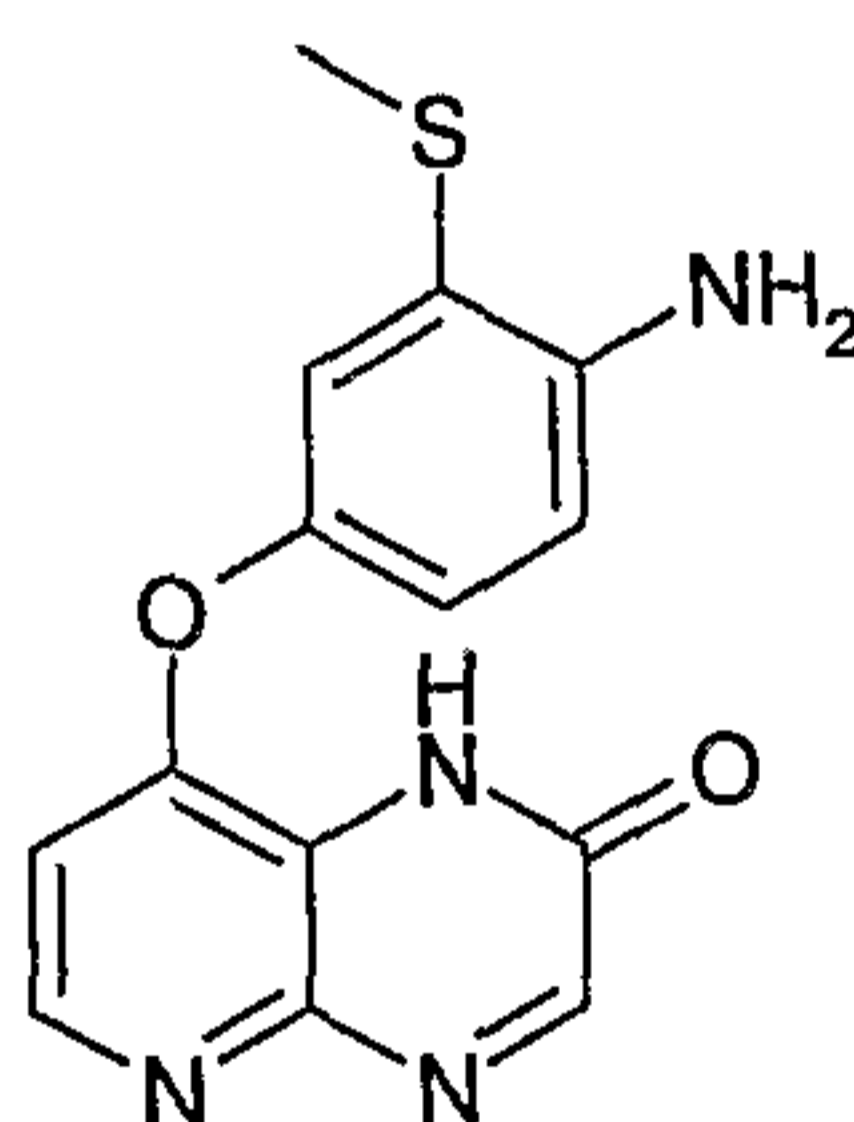


Method E1 was used with *tert*-butyl 2-fluoro-4-(3-oxo-3,4-dihydropyrido[3,2-b]pyrazin-8-yloxy) phenyl carbamate to afford the title compound. Yield: 191 mg (93%).

¹H-NMR (DMSO-d₆), δ (ppm), J (Hz): 5.21 ppm (br s, 2H, NH₂); 6.52 (d, J=4.8 Hz, 1H, H_{Py}), 6.89-6.82 (m, 2H, H_{arom}), 7.05 (d, ³J_{FC}=11.5 Hz, 1H, H_{arom}), 8.17 (s, 1H, H_{arom}), 8.32 (d, J=4.8 Hz, 1H, H_{Py}), 12.86 (br s, 1H, NHAr); ¹³C-NMR (DMSO-d₆), δ (ppm), J (Hz): 105.5, 108.8 (d, J_{FC}=21 Hz), 116.4 (d, J_{FC}=6 Hz), 117.0 (d, J_{FC}=3 Hz), 118.0, 134.6 (d, J_{FC}=13 Hz), 142.6 (d, J_{FC}=9 Hz), 145.3, 150.8, 150.1 (d, J_{FC}=241 Hz), 152.1, 156.5, 161.7; ¹⁹F NMR (470 MHz, DMSO-d₆): δ=-131.2 ppm; LC-MS (*m/z*): 273.1(M+H, 100), rt=2.86 min.

Synthesis 50

8-(4-amino-3-(methylthio)phenoxy)pyrido[2,3-b]pyrazin-2(1H)-one



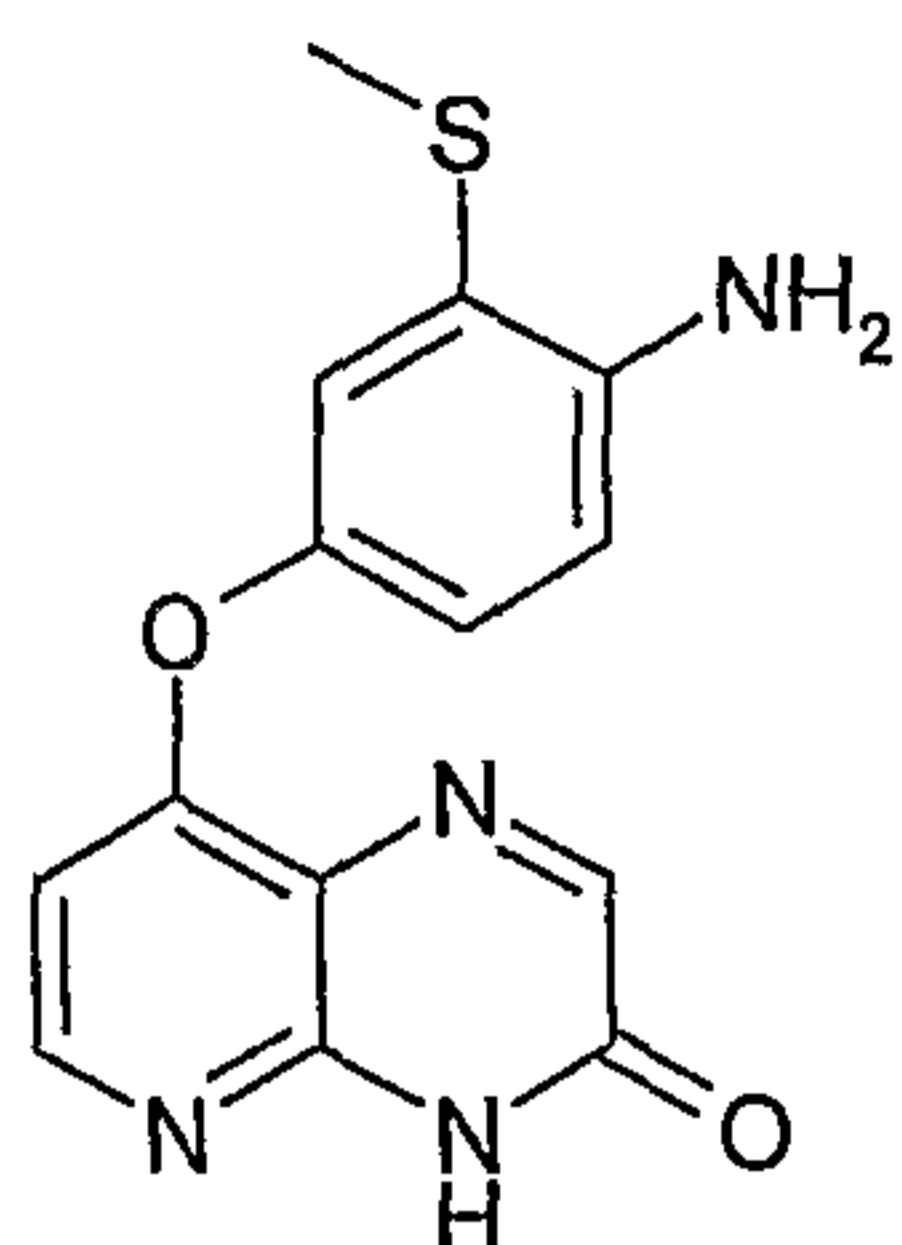
Using Method E1 with *tert*-butyl -2-(methylthio)-4-(2-oxo-1,2-dihydropyrido[2,3-b]pyrazin-8-yloxy)phenylcarbamate (170mg, 0.4mmol), the title compound (81mg, 63%) was obtained as a pale brown powder.

¹H-NMR (DMSO-d₆), δ (ppm), J (Hz): 2.36 (s, 3H, CH₃); 5.19 (s, 2H, NH₂), 6.75 (d, 1H, H_{Py} J=5.3 Hz), 6.79 (d, 1H, H_{arom}, J=8.6 Hz), 6.90 (dd, 1H, H_{arom}, J=8.6 Hz, J=2.5 Hz), 7.07 (d, 1H, H_{arom}, J=2.5 Hz), 8.31 (d, 1H, H_{Py} J=5.3 Hz), 8.39 (s, 1H, NH or CH), 12.48 (s, 1H, NH). ¹³C-NMR (DMSO-d₆), δ (ppm), J (Hz): 15.7, 108.9, 114.8, 119.8, 120.7, 121.8, 143.6, 145.0, 145.3, 154.4. LC-MS (*m/z*): 301 (M+H, 100), rt=2.90min.

- 124 -

Synthesis 51

8-(4-amino-3-(methylthio)phenoxy)pyrido[3,2-b]pyrazin-3(4H)-one



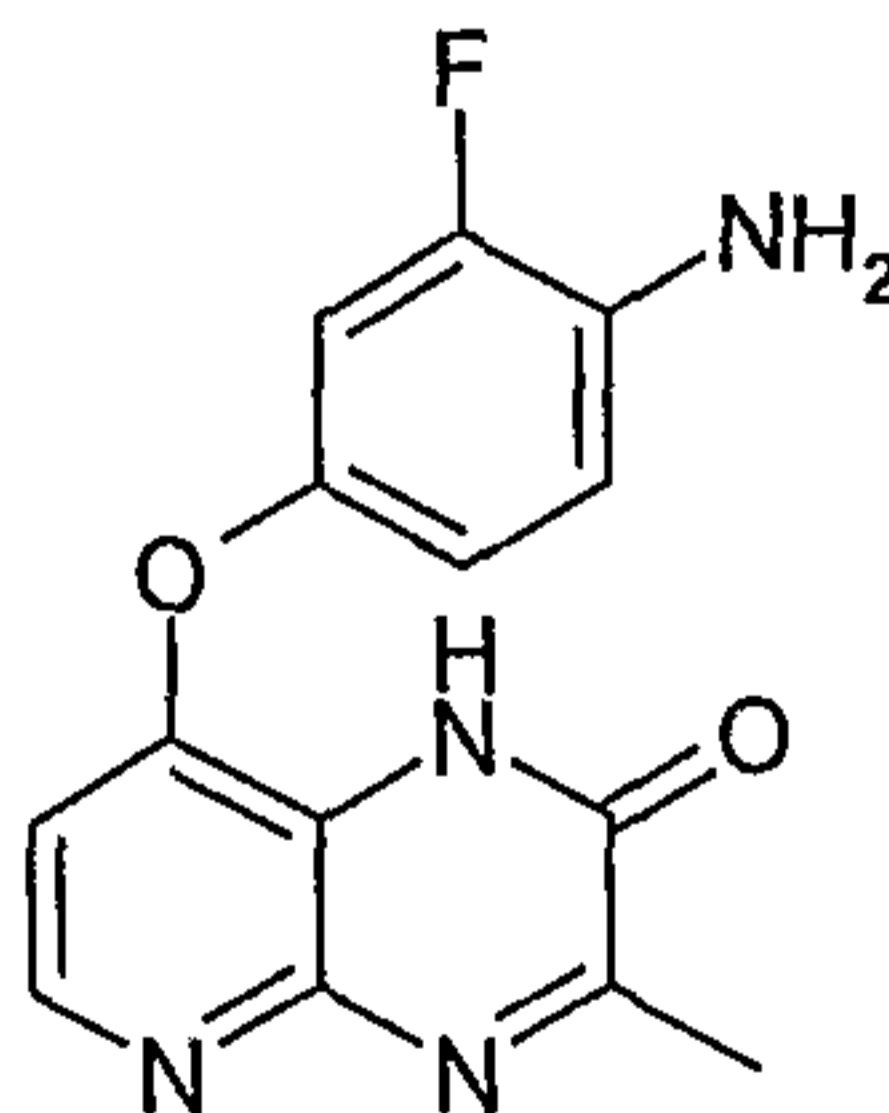
Using Method E1 with *tert*-butyl 2-(methylthio)-4-(3-oxo-3,4-dihydropyrido[3,2-b]pyrazin-8-yloxy)phenylcarbamate (110mg, 0.3mmol), the title compound (63mg, 76%) was obtained as a pale yellow powder.

¹H-NMR (DMSO-d₆), δ (ppm), J (Hz): 2.37 (s, 3H, CH₃); 5.18 (s, 2H, NH₂), 6.48 (d, 1H, H_{Py} J=5.6 Hz), 6.79 (d, 1H, H_{arom}, J=8.6 Hz), 6.87 (dd, 1H, H_{arom}, J=8.6 Hz, J=2.6 Hz), 7.04 (d, 1H, H_{arom}, J=2.6 Hz), 8.16 (s, 1H, NH or CH), 8.29 (d, 1H, H_{Py} J=5.6 Hz), 12.82 (s, 1H, NH). ¹³C-NMR (DMSO-d₆), δ (ppm), J (Hz): 15.6, 105.2, 114.8, 117.8, 119.7, 120.8, 121.5, 143.7, 144.9, 145.1, 150.5, 151.9, 156.4, 161.8. LC-MS (*m/z*): 301 (M+H, 100), *rt*=3.35min.

15

Synthesis 52

8-(4-amino-3-fluorophenoxy)-3-methylpyrido[3,2-b]pyrazin-2(1H)-one



Method E1 was used with *tert*-butyl 2-fluoro-4-(3-methyl-2-oxo-1,2-dihydropyrido[2,3-b]pyrazin-8-yloxy) phenyl carbamate; yield: 96%.

20

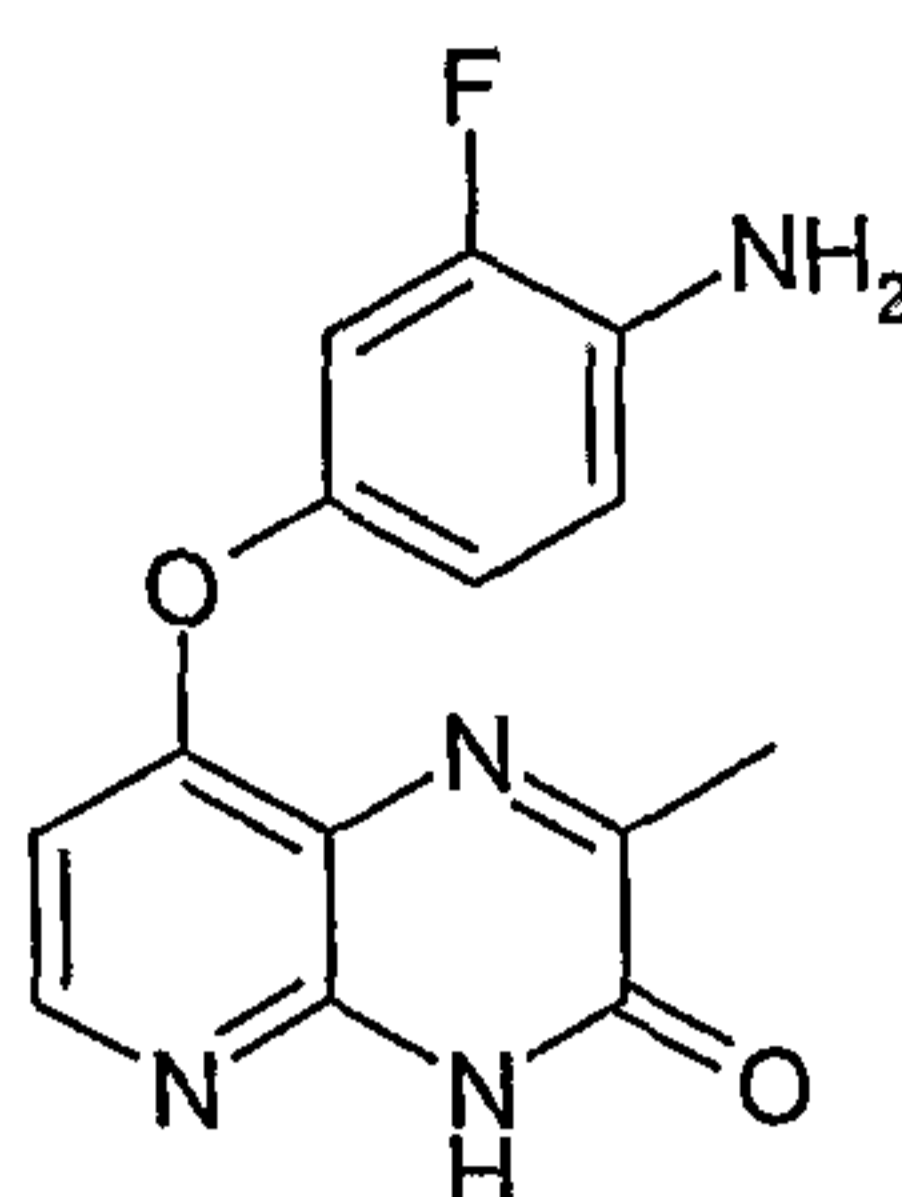
¹H-NMR (DMSO-d₆), δ (ppm), J (Hz): 2.48 ppm (s, 3H, CH₃), 6.72 (d, 1H, J=5.3 Hz, H_{Py}), 6.84 (m, 2H, H_{arom}), 7.03 (m, 1H, H_{arom}), 8.27 (d, J=5.3 Hz, 1H, H_{Py}), 12.32 (br s, 1H, NHAr); ¹³C-NMR (DMSO-d₆), δ (ppm), J (Hz): 28.0, 79.4, 106.8, 109.0, 116.0, 118.5, 123.9, 125.8, 145.6, 150.5, 151.2, 152.2, 153.1, 156.4, 160.3; ¹⁹F NMR (470 MHz, DMSO-d₆): δ=-131.3 ppm; LC-MS (2.79 min): 287.1 (M+H, 100)

25

Synthesis 53

8-(4-amino-3-fluorophenoxy)-2-methylpyrido[2,3-b]pyrazin-3(4H)-one

- 125 -



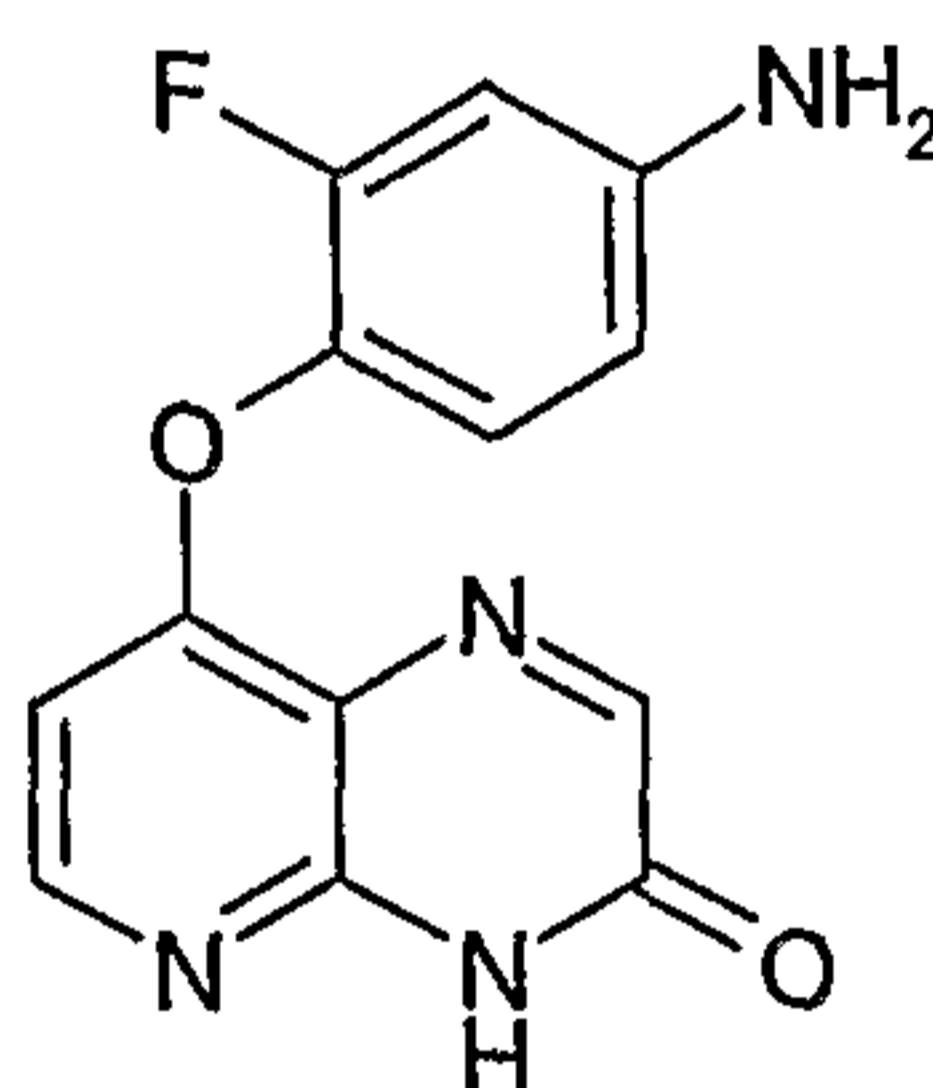
Method E1 was used with *tert*-butyl 2-fluoro-4-(2-methyl-3-oxo-3,4-dihydropyrido[2,3-b]pyrazin-8-yloxy) phenyl carbamate to afford the title compound in 97% yield.

- 5 $^1\text{H-NMR}$ (DMSO- d_6), δ (ppm), J (Hz): 2.43 ppm (s, 3H, CH_3), 5.18 (br s, 2H, NH_2), 6.46 (d, $J=4.8$ Hz, 1H, H_{Py}), 6.81 (m, 1H, H_{arom}), 7.02 (s, 1H, H_{arom}), 8.23 (d, $J=4.8$ Hz, 1H, H_{Py}), 12.70 (br s, 1H, NHAr); ^{19}F NMR (470 MHz, DMSO- d_6): $\delta=-131.2$ ppm; LC-MS (m/z): 287.1 (M+H, 100), $rt=3.20$ min.

10

Synthesis 54

8-(4-amino-2-fluorophenoxy)pyrido[2,3-b]pyrazin-3(4H)-one



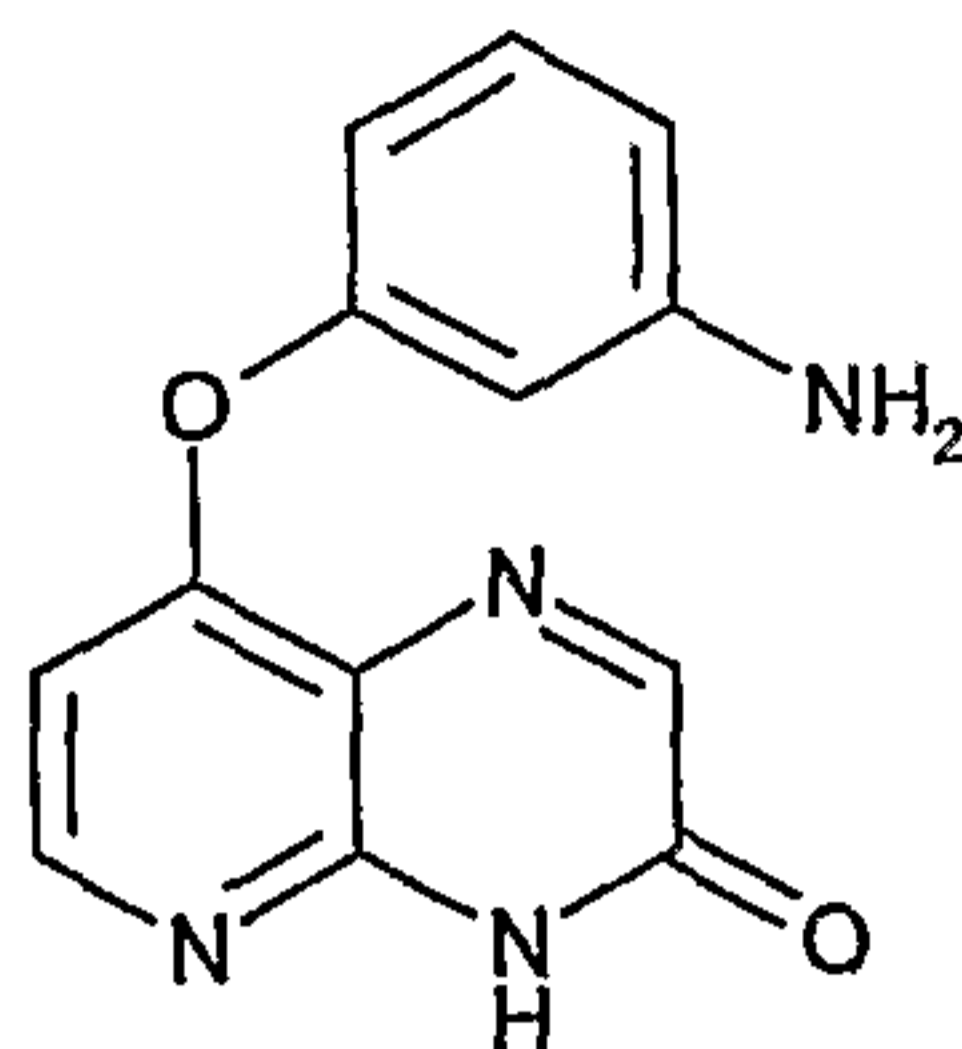
- Using Method E1 with *tert*-butyl-3-fluoro-4-(3-oxo-3,4-dihydropyrido[2,3-b]pyrazin-8-yloxy)phenylcarbamate (335mg, 0.9mmol), the title compound (164mg, 67%) was
15 obtained as a brown powder.

- $^1\text{H-NMR}$ (DMSO- d_6), δ (ppm), J (Hz): 5.66 (bs, 2H, NH_2); 6.57 (d, 1H, H_{Py} , $J=5.4$ Hz), 6.72 (dd, 1H, H_{arom} , $J=8.7$ Hz and $J=2.0$ Hz), 6.84 (dd, 1H, H_{arom} , $J=12.6$ Hz and $J=2.5$ Hz), 7.20 (t, 1H, H_{arom} , $J=8.8$ Hz), 8.21 (s, 1H, CH), 8.38 (d, 1H, H_{Py} , $J=5.7$ Hz). $^{13}\text{C-NMR}$
20 (DMSO- d_6), δ (ppm), J (Hz):: 105.1, 106.0, 114.0, 118.7, 124.8, 133.0, 145.0, 146.4, 152.1, 153.2, 155.8, 157.5, 161.9. $^{19}\text{F-NMR}$ (δ , ppm, DMSO- d_6): -129.18. LC-MS (m/z): 273 (M+H, 100), $rt=1.45$ min.

- 126 -

Synthesis 55

8-(3-aminophenoxy)pyrido[2,3-b]pyrazin-3(4H)-one:



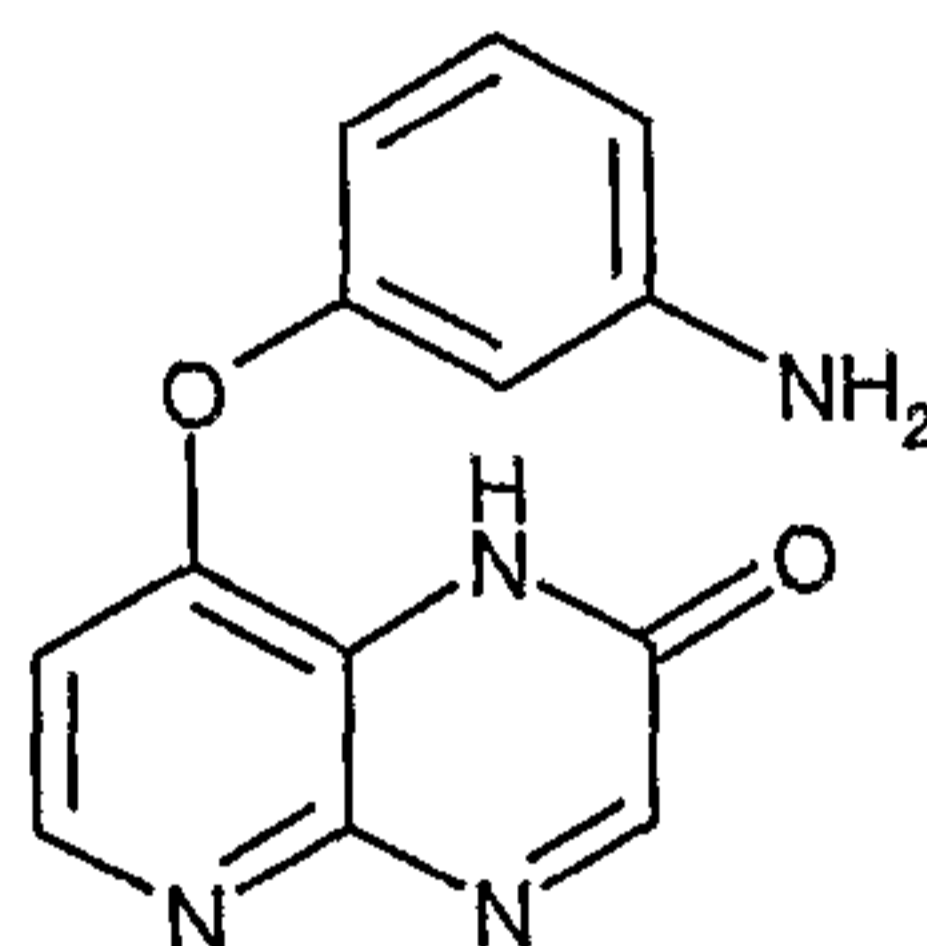
Method E1 was used with *tert*-butyl 3-(3-oxo-3,4-dihydropyrido[2,3-b]pyrazin-8-yloxy)phenylcarbamate (226 mg, 0.638 mmol) to afford the title compound as a slightly yellow solid (132 mg, 0.519 mmol, 81%).

¹H-NMR (DMSO-d₆), δ (ppm), J (Hz): 5.37 (bs, 2H, NH₂), 6.30 (ddd, 1H, H_{arom}, J= 7.9 Hz, J= 2.3 Hz, J= 0.7 Hz), 6.35 (t, 1H, H_{arom}, J=2.2 Hz), 6.50 (ddd, 1H, H_{arom}, J= 8.1 Hz, J= 2.0 Hz, J= 0.8 Hz), 6.58 (d, 1H, H_{py}, J = 5.6 Hz), 7.11 (t, 1H, H_{arom}, J = 8.0 Hz), 8.16 (s, 1H, H_{arom}), 8.33 (d, 1H, H_{py}, J=5.6 Hz), 12.84 (s, 1H, NH). ¹³C-NMR (DMSO-d₆), δ (ppm), J (Hz): 105.03, 106.21, 106.83, 111.13, 118.24, 130.33, 145.30, 150.75, 150.78, 151.89, 154.70, 156.36, 160.82. LC-MS (*m/z*): 255 (M+H, 100).

15

Synthesis 56

8-(3-aminophenoxy)pyrido[2,3-b]pyrazin-2(1H)-one



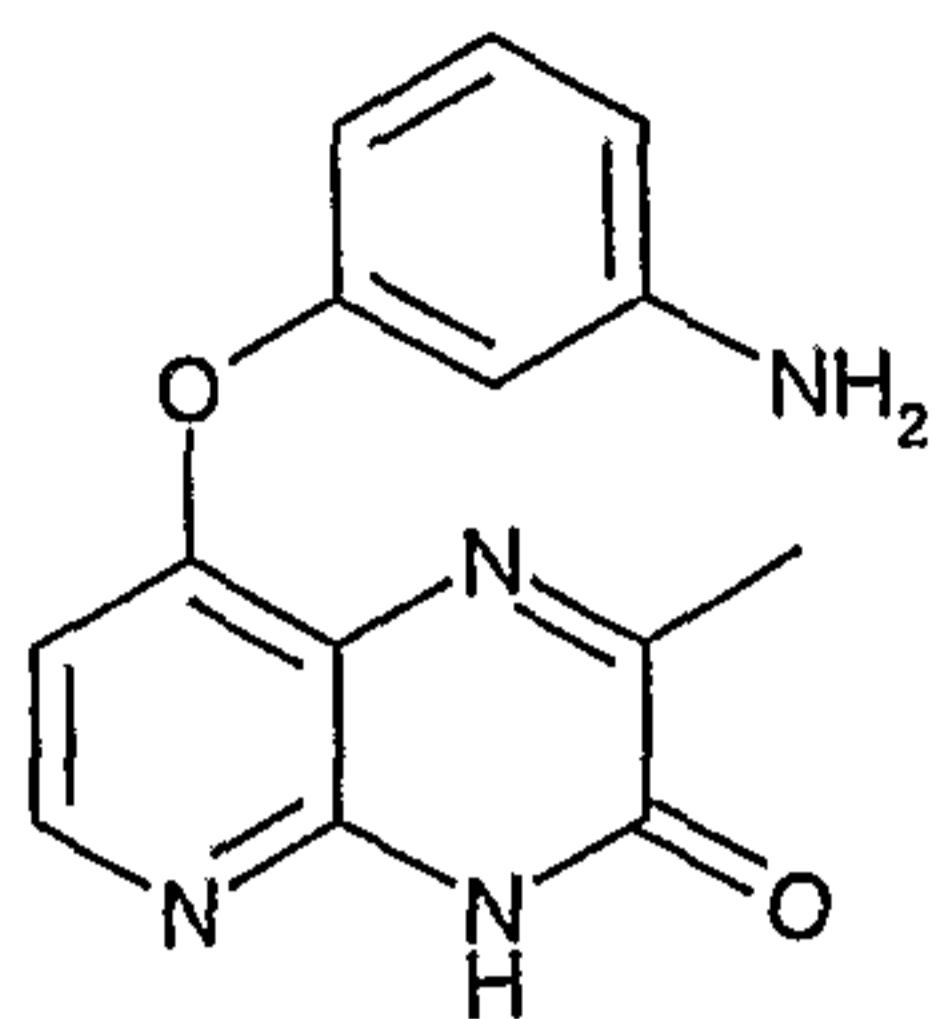
Method E1 was used with *tert*-butyl 3-(2-oxo-1,2-dihydropyrido[2,3-b]pyrazin-8-yloxy)phenylcarbamate (635 mg, 1.8 mmol) to afford the title compound as a slightly yellow solid (123 mg, 0.484 mmol, 27%).

¹H-NMR (DMSO-d₆), δ (ppm), J (Hz): 5.38 (bs, 2H, NH₂), 6.37 (ddd, 1H, H_{arom}, J= 7.9 Hz, J= 2.3 Hz, J= 0.7 Hz), 6.35 (t, 1H, H_{arom}, J=2.2 Hz), 6.50 (ddd, 1H, H_{arom}, J= 8.1 Hz, J= 2.0 Hz, J= 0.8 Hz), 6.85 (d, 1H, H_{py}, J = 5.6 Hz), 7.11 (t, 1H, H_{arom}, J = 8.0 Hz), 8.16 (s, 1H, H_{arom}), 8.35 (d, 1H, H_{py}, J=5.3 Hz), 8.40 (s, 1H, H_{arom}), 12.49 (s, 1H, NH). LC-MS (*m/z*): 255 (M+H, 100).

- 127 -

Synthesis 57

8-(3-aminophenoxy)-2-methylpyrido[2,3-b]pyrazin-3(4H)-one:



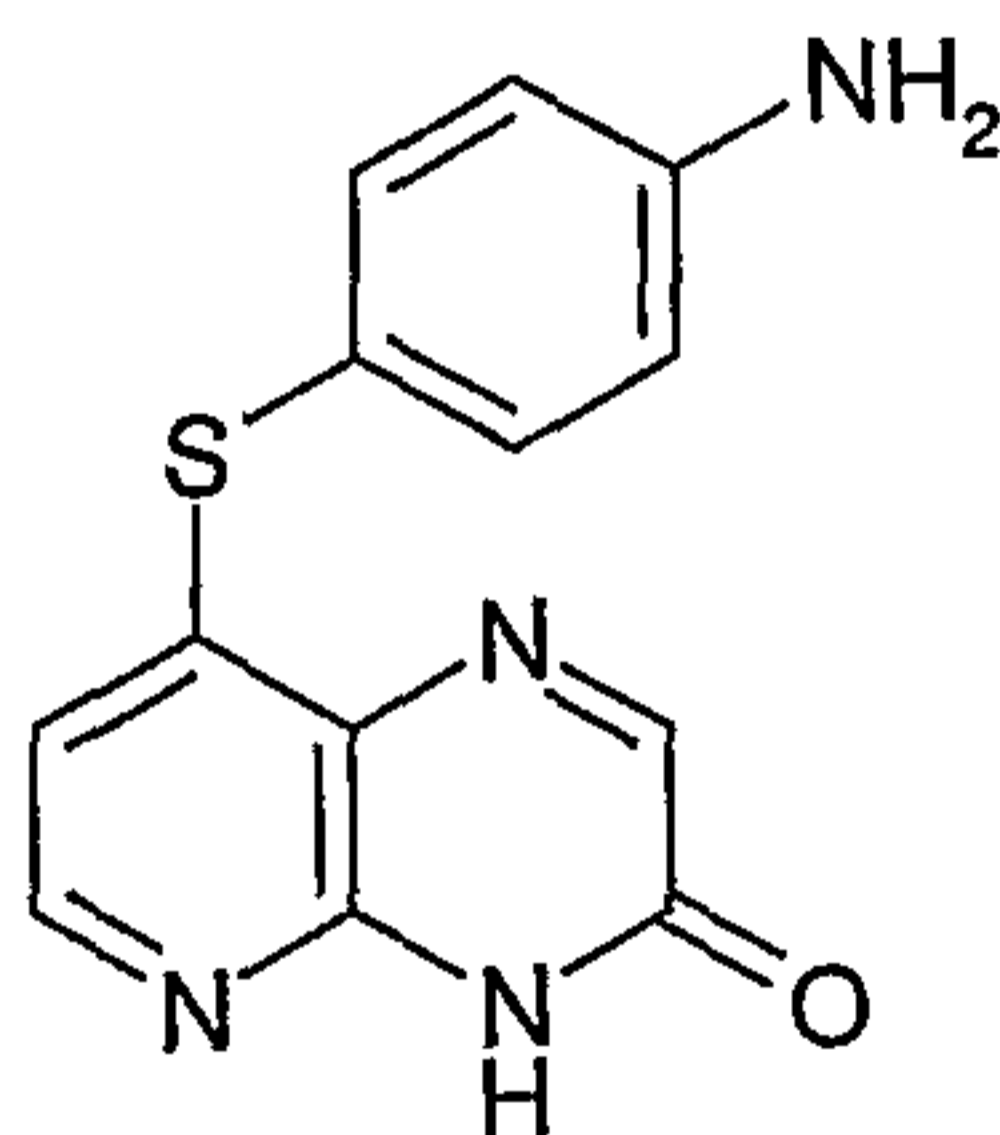
Method E1 was used with *tert*-butyl 3-(2-methyl-3-oxo-3,4-dihydropyrido[2,3-b]pyrazin-8-
 5 yloxy)phenylcarbamate (190 mg, 0.5 mmol) to afford the title compound as a slightly
 yellow solid (120 mg, 0.447 mmol, 90%).

¹H-NMR (DMSO-d₆), δ (ppm), J (Hz): 2.42 (s, 3H, Me), 5.37 (bs, 2H, NH₂), 6.31 (d, 1H,
 H_{arom}, J= 7.9 Hz), 6.36 (s, 1H, H_{arom}), 6.50 (d, 1H, H_{arom}, J= 8.0 Hz), 6.53 (d, 1H, H_{Py}
 10 J = 5.7 Hz), 7.12 (t, 1H, H_{arom}, J = 8.0 Hz), 8.26 (d, 1H, H_{Py}, J=5.7 Hz), 12.77 (s, 1H, NH).
¹³C-NMR (DMSO-d₆), δ (ppm), J (Hz): 20.49 (Me), 105.26, 105.96, 107.06, 111.14,
 117.72, 130.40, 145.96, 150.36, 150.84, 154.87, 156.61, 158.70, 160.10. LC-MS (*m/z*):
 269 (M+H, 100).

15

Synthesis 58

8-(4-aminophenylthio)pyrido[2,3-b]pyrazin-3(4H)-one



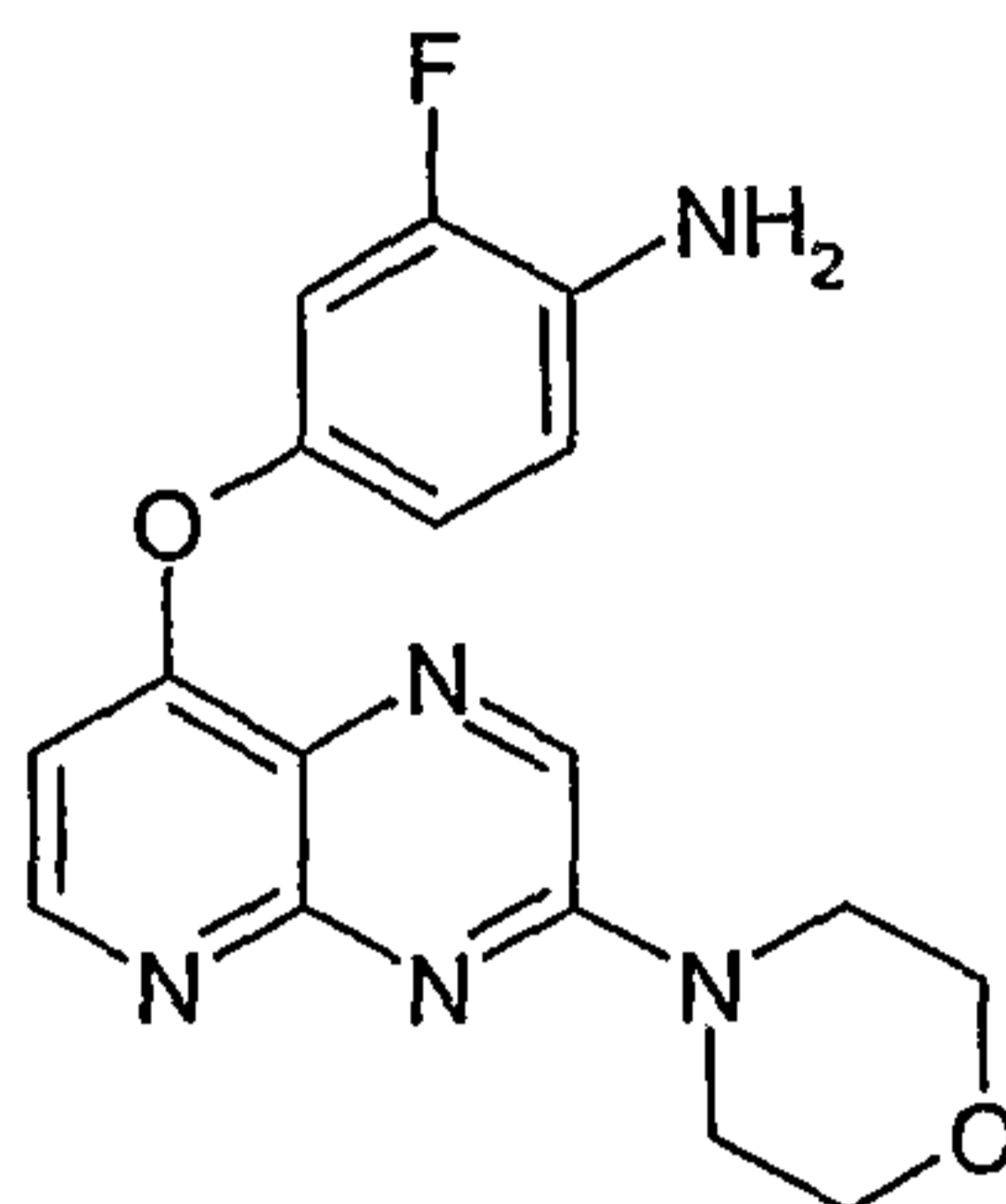
Method E1 was used with *Tert*-butyl 4-(3-oxo-3,4-dihydropyrido[2,3-b]pyrazin-8-
 ylthio)phenylcarbamate (438 mg, 1.18 mmol) to give the title compound as a yellow solid.
 20 Yield: 160 mg (50%).

¹H-NMR (DMSO-d₆), δ (ppm), J (Hz): 5.68 (br s, 2H, NH₂), 6.39 (d, J=5.3, 1H, H_{Py}), 6.71
 (d, J=8.3, 2H, H_{arom}), 7.22 (d, J=8.3, 2H, H_{arom}), 8.17 (m, 2H, H_{Py}), 12.78 (br s, 1H, NH);
¹³C-NMR (DMSO-d₆), δ (ppm), J (Hz): 110.0, 114.5, 115.2, 123.0, 137.1, 143.2, 149.9,
 25 150.7, 151.0, 154.1, 156.7; LC-MS (*m/z*): 271.0 (M+H, 100), *rt*=3.46 min.

- 128 -

Synthesis 59

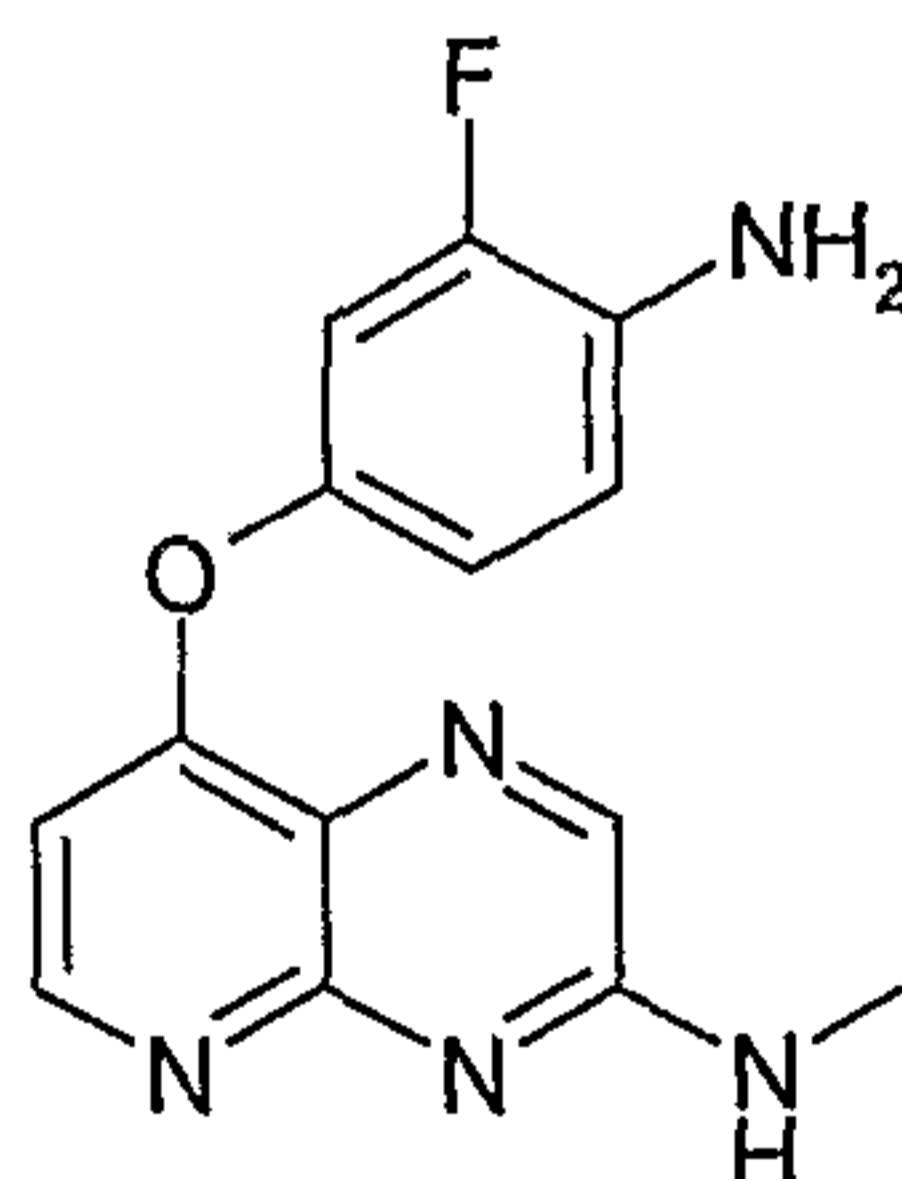
2-fluoro-4-(3-morpholinopyrido[2,3-b]pyrazin-8-yloxy)aniline



Method E1 was used with *Tert*-butyl 2-fluoro-4-(3-morpholinopyrido[2,3-b]pyrazin-8-yloxy)phenyl-carbamate (100 mg, 0.23 mmol) to give the title compound as a yellow solid. Yield: 69 mg (87 %).

¹H-NMR (DMSO-d₆), δ (ppm), J (Hz): 3.76 (m, 4H, N(CH₂CH₂)₂O), 3.82 (m, 4H, N(CH₂CH₂)₂O), 5.16 (s, 2H, NH₂), 6.52 (d, 1H, J=5.3, H_{Py}), 6.80-6.88 (m, 2H, H_{arom}), 7.03 (m, 1H, H_{arom}), 8.55 (d, 1H, J=5.3, H_{Py}), 8.82 (s, 1H, H_{arom}); ¹³C-NMR (DMSO-d₆), δ (ppm), J (Hz): 44.4, 65.9, 104.5, 108.7 (d, J_{FC}=21.2), 116.4 (d, J_{FC}=5.8), 117.0 (d, J_{FC}=2.9), 122.3, 134.4 (d, J_{FC}=12.9), 135.9, 143.2 (d, J_{FC}=9.5), 150.2 (d, J_{FC}=240), 151.9, 153.2, 153.9, 161.6; ¹⁹F-NMR (DMSO-d₆), δ (ppm): -131.3; LC-MS (*m/z*): 342.1 (M+H, 100), *rt*=2.03 min.

15

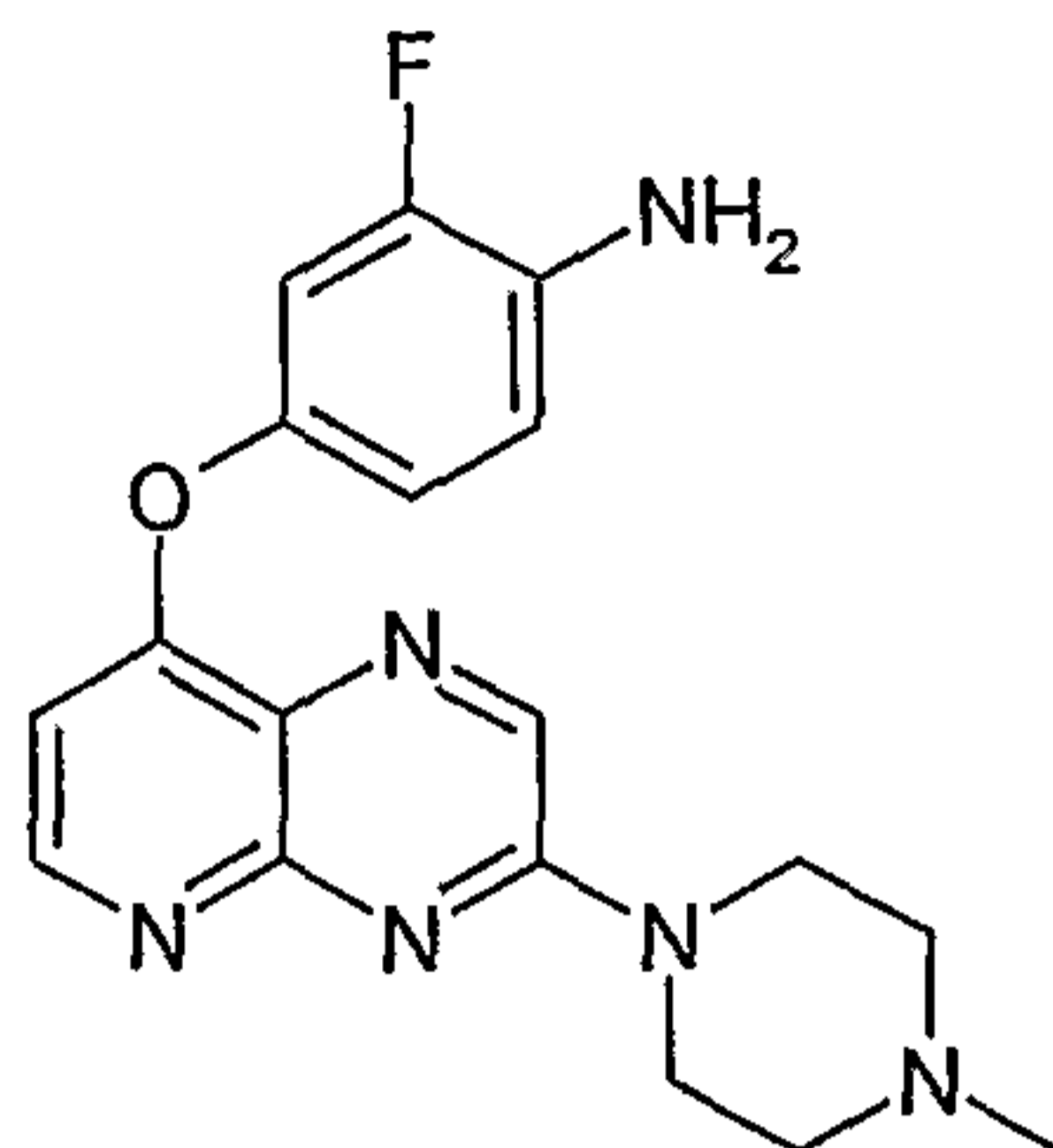
Synthesis 608-(4-amino-3-fluorophenoxy)-*N*-methylpyrido[3,2-*b*]pyrazin-3-amine

Method E1 was used with *tert*-butyl 2-fluoro-4-(3-(methylamino)pyrido[2,3-*b*]pyrazin-8-yloxy)phenylcarbamate (65 mg, 0.17 mmol) to give 41 mg of the title compound (85%). ¹H-NMR (DMSO-d₆), δ (ppm), J (Hz): 2.95 (d, J=4.6, 3H, NHCH₃), 5.17 (s, 2H, NH₂), 6.45 (d, J=5.4, 1H, H_{Py}), 6.80-6.88 (m, 2H, H_{arom}), 7.02 (m, 1H, H_{arom}), 8.03 (br q, J=4.6, 1H, NHCH₃), 8.31 (s, 1H, H_{arom}), 8.48 (d, J=5.4, 1H, H_{Py}); ¹³C-NMR (DMSO-d₆), δ (ppm), J (Hz): 27.1, 104.0, 108.7 (d, J_{FC}=21.2), 116.4 (d, J_{FC}=5.6), 117.0 (d, J_{FC}=21.2), 121.9, 134.3 (d, J_{FC}=12.9), 139.2 (br), 143.2 (d, J_{FC}=9.3), 150.2 (d, J_{FC}=240), 152.7, 153.1, 155.3, 160.1; ¹⁹F-NMR (DMSO-d₆), δ (ppm): -131.3; LC-MS (*m/z*): 286.1 (M+H, 100), *rt*=1.87 min.

20

25

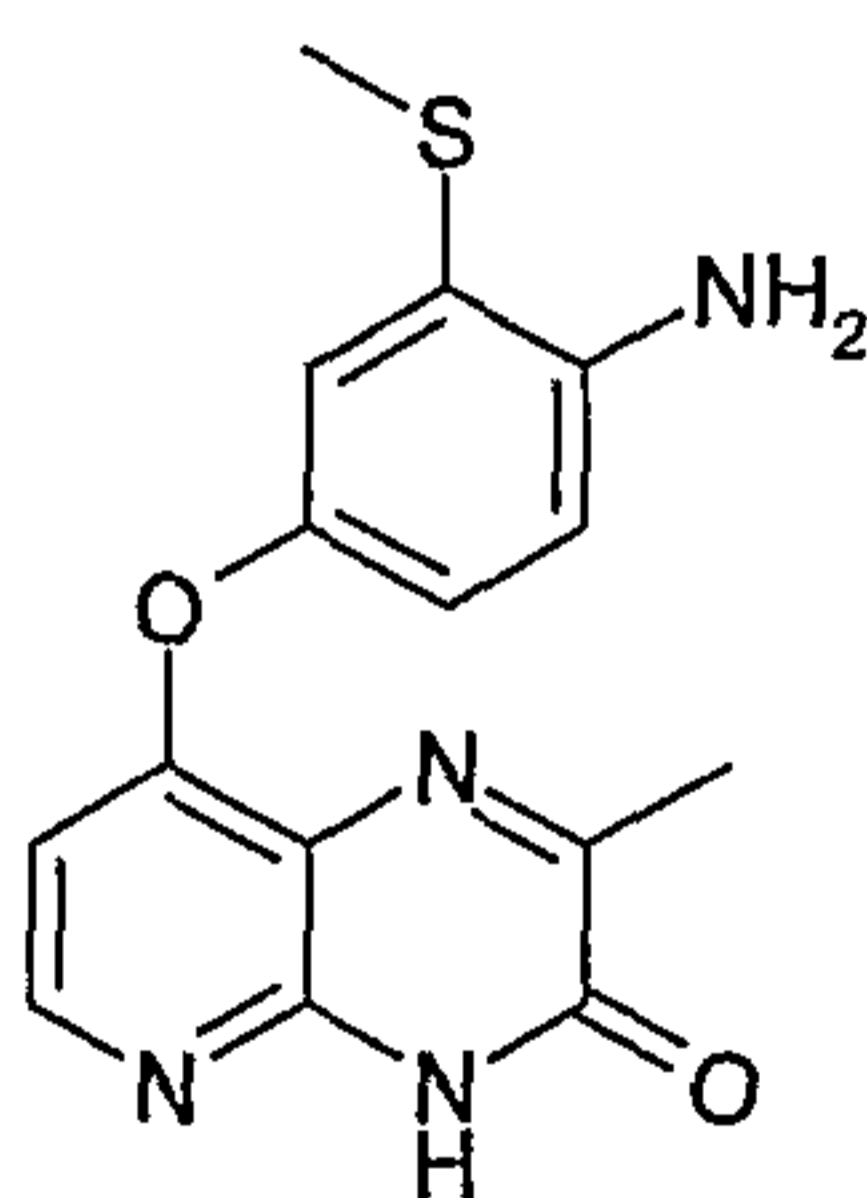
- 129 -

Synthesis 612-fluoro-4-(3-(4-methylpiperazin-1-yl)pyrido[3,2-*b*]pyrazin-8-yloxy)aniline

Method E1 was used with *Tert*-butyl 2-fluoro-4-(3-(4-methylpiperazin-1-yl)pyrido[3,2-*b*]pyrazin-8-yloxy)phenylcarbamate (125 mg, .28 mmol) to give the title compound as a yellow solid. Yield: 76 mg (75%).

¹H-NMR (DMSO-*d*₆), δ (ppm), J (Hz): 2.24 (s, 3H, CH₃), 2.46 (m, 4H, N(CH₂CH₂)₂NMe), 3.84 (m, 4H, N(CH₂CH₂)₂NMe), 5.16 (s, 2H, NH₂), 6.49 (d, J=5.3, 1H, H_{Py}), 6.80 (m, 1H, H_{arom}), 6.86 (m, 1H, H_{arom}), 7.02 (m, 1H, H_{arom}), 8.53 (d, J=5.3, 1H, H_{Py}), 8.83 (s, 1H, H_{arom}); ¹³C-NMR (DMSO-*d*₆), δ (ppm), J (Hz): 43.9, 45.7, 54.2, 104.4, 108.7 (d, J_{FC}=21.1), 116.4 (d, J_{FC}=5.8), 117.0 (d, J_{FC}=2.8), 122.1, 134.4 (d, J_{FC}=12.8), 136.0, 143.2 (d, J_{FC}=9.4), 150.2 (d, J_{FC}=240), 152.0, 153.5, 153.8, 161.6; ¹⁹F-NMR (DMSO-*d*₆), δ (ppm): -131.3; LC-MS (0.67 min): *m/z* calcd. for C₁₈H₂₀FN₆O [M+H⁺]: 355.1; found: 355.1.

15

Synthesis 628-(4-amino-3-(methylthio)phenoxy)-2-methylpyrido[2,3-*b*]pyrazin-3(4H)-one

Using Method E1 with *tert*-butyl 4-(2-methyl-3-oxo-3,4-dihydropyrido[2,3-*b*]pyrazin-8-yloxy)-2-(methylthio)phenylcarbamate (131mg, 0.3mmol), the title compound (97mg, 99%) was obtained as a pale yellow powder.

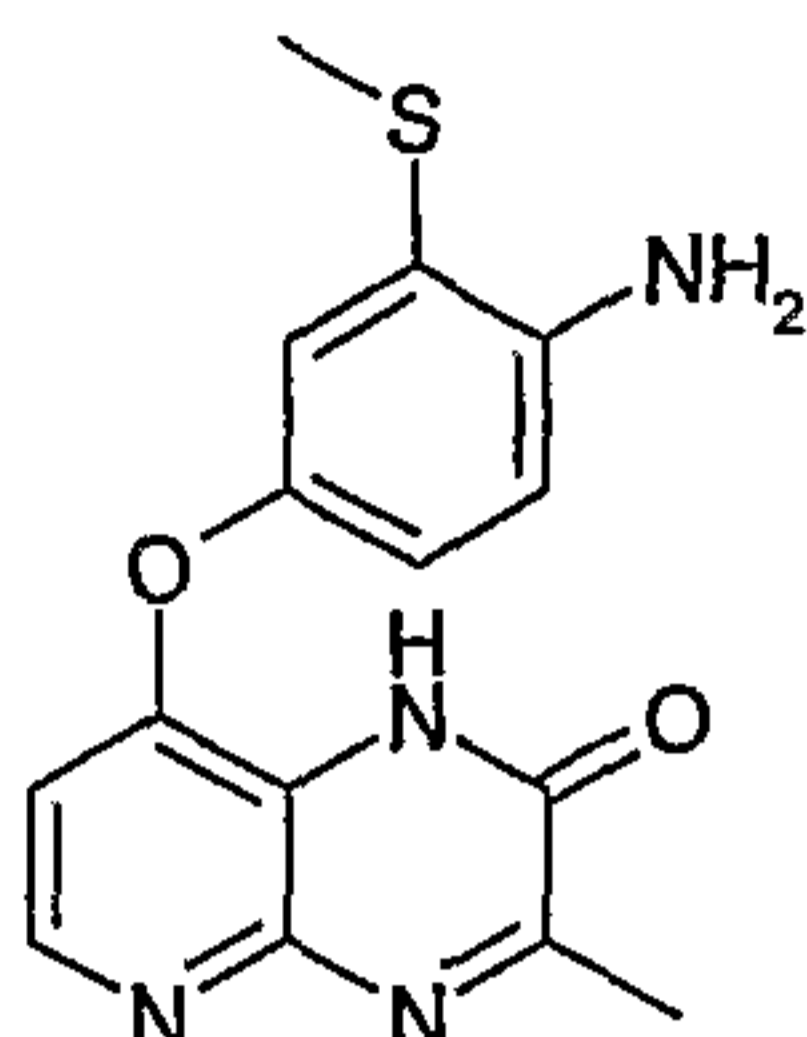
¹H-NMR (DMSO-*d*₆), δ (ppm), J (Hz): 2.37 (s, 3H, CH₃); 2.42 (s, 3H, CH₃); 5.17 (bs, 2H, NH₂), 6.43 (d, 1H, H_{Py}, J=5.6 Hz), 6.79 (d, 1H, H_{arom}, J=8.6 Hz), 6.86 (dd, 1H, H_{arom}, J=8.6 Hz, J=2.6 Hz), 7.04 (d, 1H, H_{arom}, J=2.6 Hz), 8.21 (d, 1H, H_{Py}, J=5.6 Hz), 12.69 (s, 1H, NH). ¹³C-NMR (DMSO-*d*₆), δ (ppm), J (Hz): 15.6, 20.3, 105.0, 114.8, 117.1, 119.7, 120.8, 121.6, 143.7, 144.8, 145.3, 150.4, 156.2, 158.4, 161.0. LC-MS (*m/z*): 315 (M+H, 100), rt=3.68min.

25

- 130 -

Synthesis 63

8-(4-amino-3-(methylthio)phenoxy)-3-methylpyrido[2,3-b]pyrazin-2(1H)-one

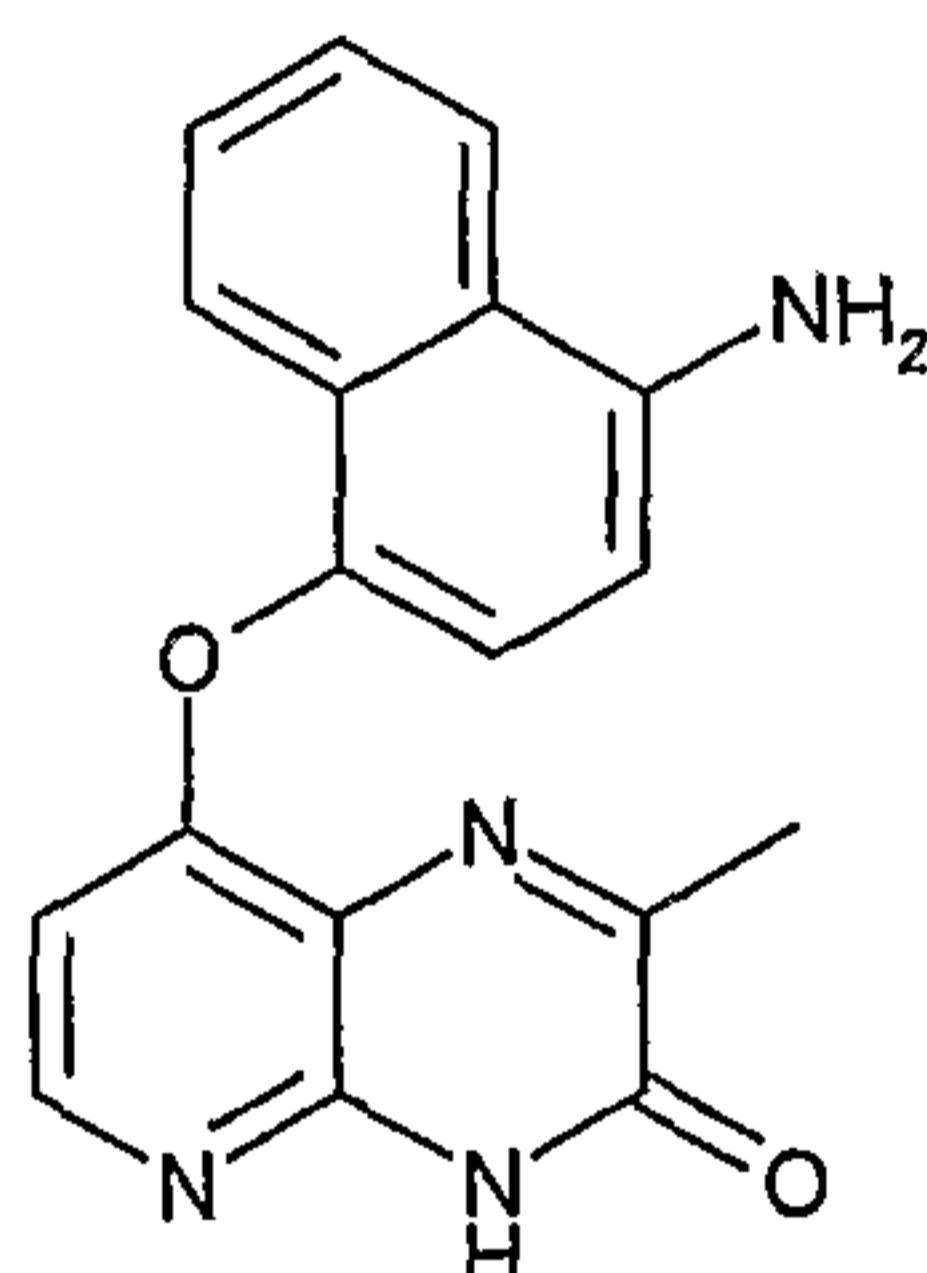


5 Using Method E1 with *tert*-butyl 4-(3-methyl-2-oxo-1,2-dihydropyrido[2,3-b]pyrazin-8-yloxy)-2-(methylthio)phenylcarbamate (200mg, 0.48mmol), the title compound (34mg, 23%) was obtained as a pale yellow powder.

10 ¹H-NMR (DMSO-d₆), δ (ppm), J (Hz): 2.36 (s, 3H, CH₃); 2.37 (s, 3H, CH₃); 5.19 (s, 2H, NH₂), 5.96 (d, 1H, H_{Py}, J=5.5 Hz), 6.75 (d, 1H, H_{arom}, J=8.4 Hz), 6.88 (dd, 1H, H_{arom}, J=8.5 Hz, J=2.6 Hz), 7.06 (d, 1H, H_{arom}, J=2.6 Hz), 8.28 (d, 1H, H_{Py}, J=5.5 Hz), 12.33 (s, 1H, NH). LC-MS (*m/z*): 315 (M+H, 100), *rt*=1.86min.

Synthesis 64

15 8-(4-aminonaphthalen-1-yloxy)-2-methylpyrido[2,3-b]pyrazin-3(4H)-one



Method E1 was used with *tert*-butyl 4-(2-methyl-3-oxo-3,4-dihydropyrido[2,3-b]pyrazin-8-yloxy)naphthalen-1-ylcarbamate to afford the title compound as a slightly yellow solid (309 mg, 0.971 mmol, Quantitative).

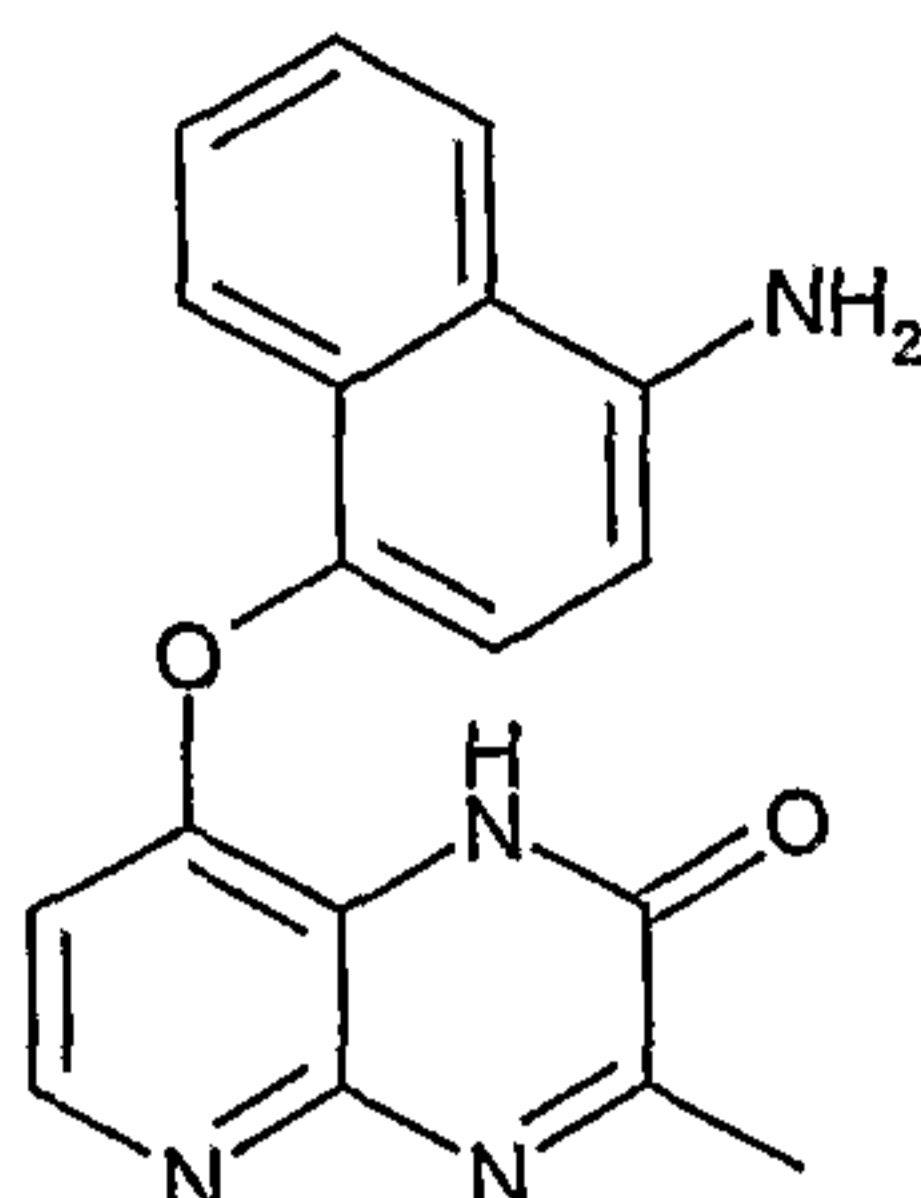
20

¹H-NMR (DMSO-d₆), δ (ppm), J (Hz): 2.49 (s, 3H, Me), 5.86 (bs, 2H, NH₂), 6.21 (d, 1H, H_{arom}, J= 5.7 Hz), 6.72 (d, 1H, H_{arom}, J= 8.2 Hz), 7.14 (d, 1H, H_{arom}, J = 8.1 Hz), 7.40-7.46 (m, 2H, H_{arom}), 7.59 (d, 1H, H_{arom}, J = 7.8 Hz), 8.12 (d, 1H, H_{Py}, J=5.7 Hz), 8.17 (d, 1H, H_{arom}, J = 8.2 Hz), 12.73 (s, 1H, NH). ¹³C-NMR (DMSO-d₆), δ (ppm), J (Hz): 20.47 (Me),
 25 104.90, 106.34, 117.05, 118.71, 120.74, 123.08, 123.33, 124.41, 126.39, 126.56, 138.40, 143.32, 145.42, 150.38, 156.29, 158.53, 161.56. LC-MS (*m/z*): 319 (M+H, 100).

- 131 -

Synthesis 65

8-(4-aminonaphthalen-1-yloxy)-3-methylpyrido[2,3-b]pyrazin-2(1H)-one



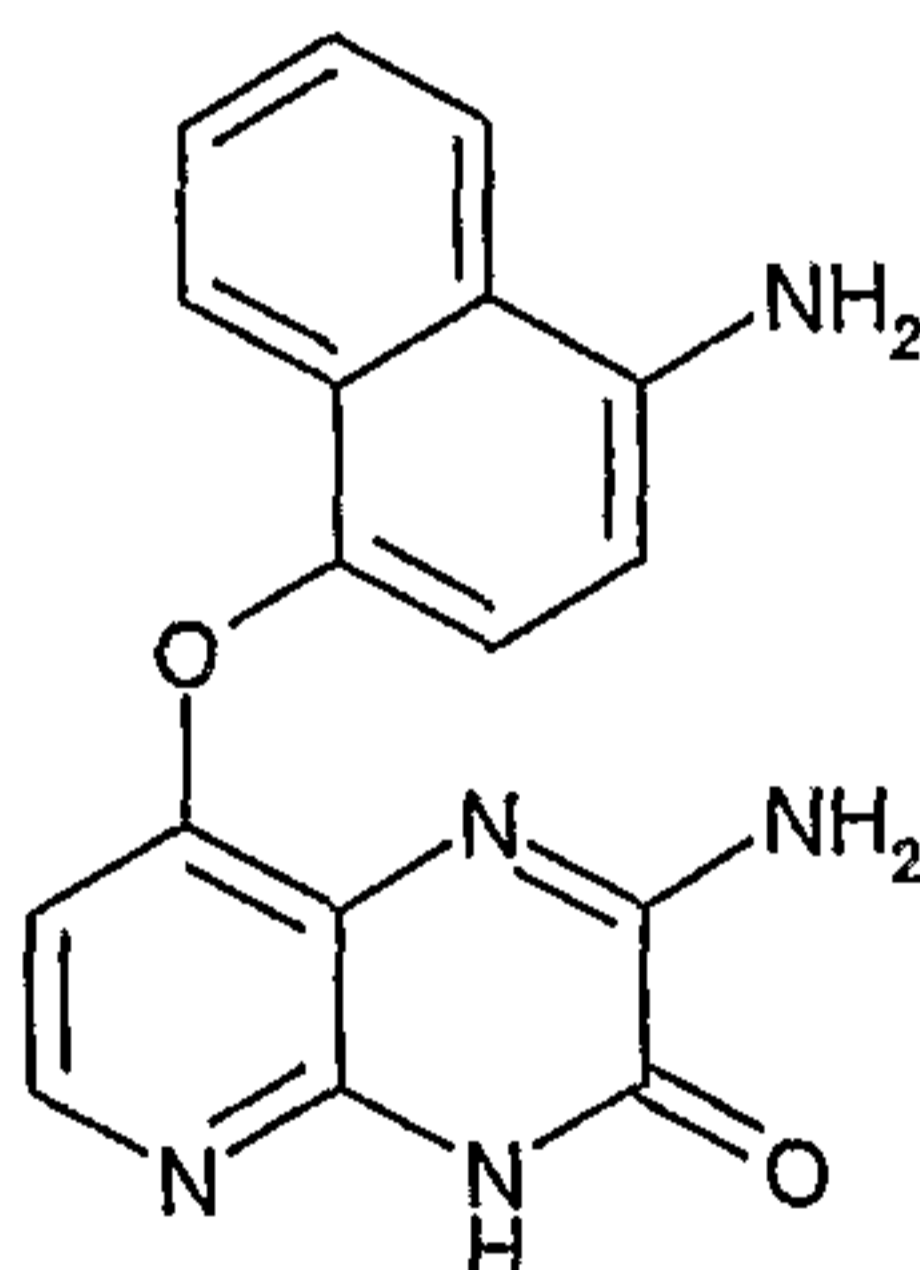
Method E1 was used with *tert*-butyl 4-(3-methyl-2-oxo-1,2-dihydropyrido[2,3-b]pyrazin-8-yloxy)naphthalen-1-ylcarbamate to afford the title compound as a slightly yellow solid (354 mg, 1.11 mmol, 66%).

¹H-NMR (DMSO-d₆), δ (ppm), J (Hz): 2.50 (s, 3H, Me), 5.85 (bs, 2H, NH₂), 6.46 (d, 1H, H_{py}, J = 5.4 Hz), 6.72 (d, 1H, H_{arom}, J = 8.1 Hz), 7.17 (d, 1H, H_{arom}, J = 8.1 Hz), 7.41-7.46 (m, 2H, H_{arom}), 7.66 (d, 1H, H_{arom}, J = 7.4 Hz), 8.15-8.17 (m, 2H, H_{arom}), 12.55 (s, 1H, NH).
¹³C-NMR (DMSO-d₆), δ (ppm), J (Hz): 20.93 (Me), 106.20, 107.66, 118.38, 118.76, 121.00, 122.97, 123.33, 124.45, 126.32, 126.52, 138.28, 143.37, 143.57, 144.89, 153.31, 154.48, 163.78. LC-MS (*m/z*): 319 (M+H, 100).

15

Synthesis 66

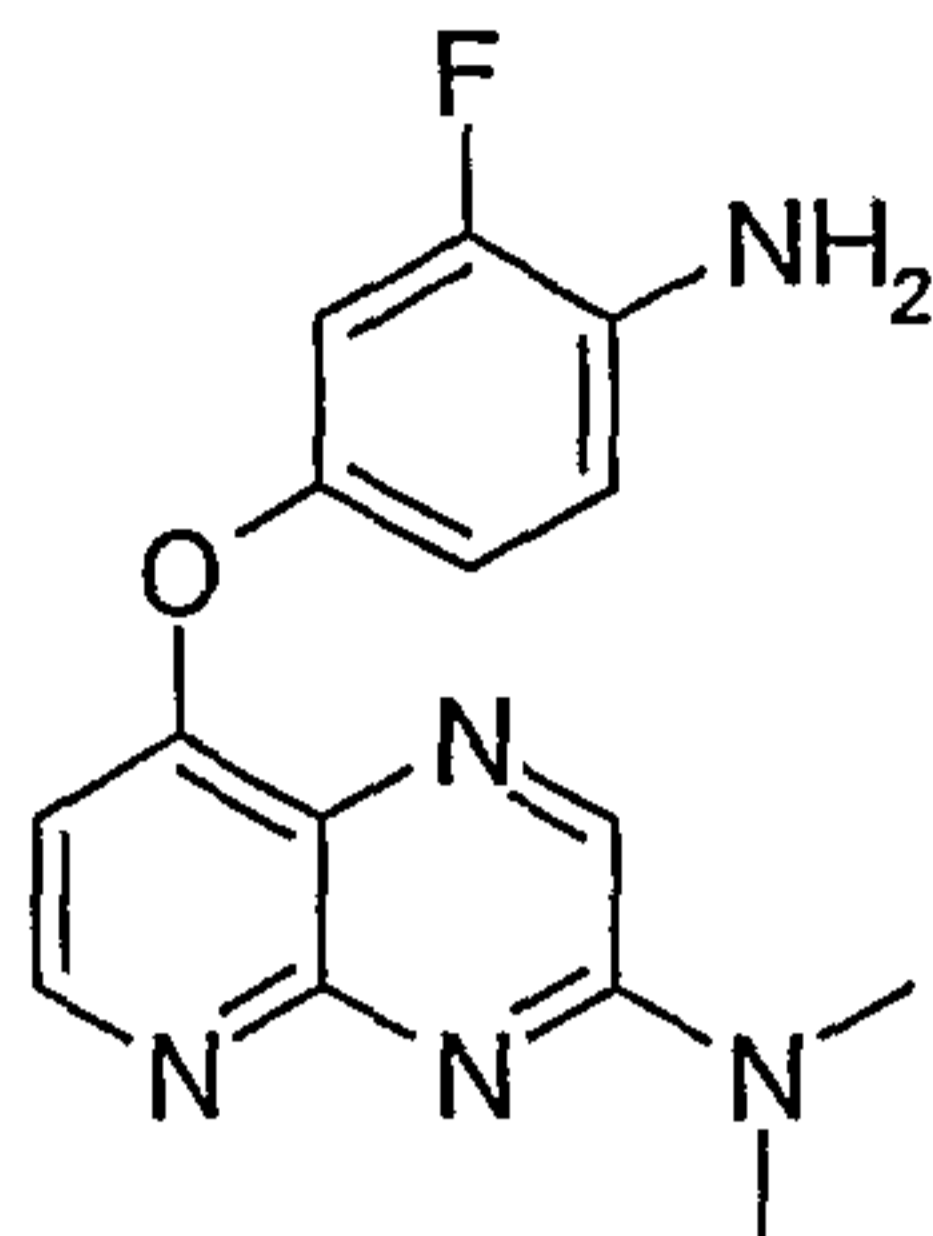
2-amino-8-(4-aminonaphthalen-1-yloxy)pyrido[2,3-b]pyrazin-3(4H)-one



Method E1 was used with *tert*-butyl 4-(2-amino-3-oxo-3,4-dihydropyrido[2,3-b]pyrazin-8-yloxy)naphthalen-1- to afford the title compound as a slightly pink solid (207 mg, 0.648 mmol, 75%).

¹H-NMR (DMSO-d₆), δ (ppm), J (Hz): 5.76 (bs, 2H, NH₂), 6.14 (d, 1H, H_{arom}, J = 5.6 Hz), 6.70 (d, 1H, H_{arom}, J = 8.1 Hz), 7.07 (d, 1H, H_{arom}, J = 8.1 Hz), 7.39-7.44 (m, 2H, H_{arom}), 7.62 (dd, 1H, H_{arom}, J = 7.5 Hz, J = 2.0 Hz), 7.80 (d, 1H, H_{py,6}, J = 5.6 Hz), 8.14 (d, 1H, H_{arom}, J = 7.5 Hz), 12.50 (s, 1H, NH). ¹³C-NMR (DMSO-d₆), δ (ppm), J (Hz): 105.15, 106.46, 118.43, 118.59, 120.93, 122.97, 123.42, 124.32, 126.15, 126.78, 139.07, 142.66, 142.84, 143.56, 151.49, 152.72, 158.57. LC-MS (*m/z*): 320 (M+H, 100).

- 132 -

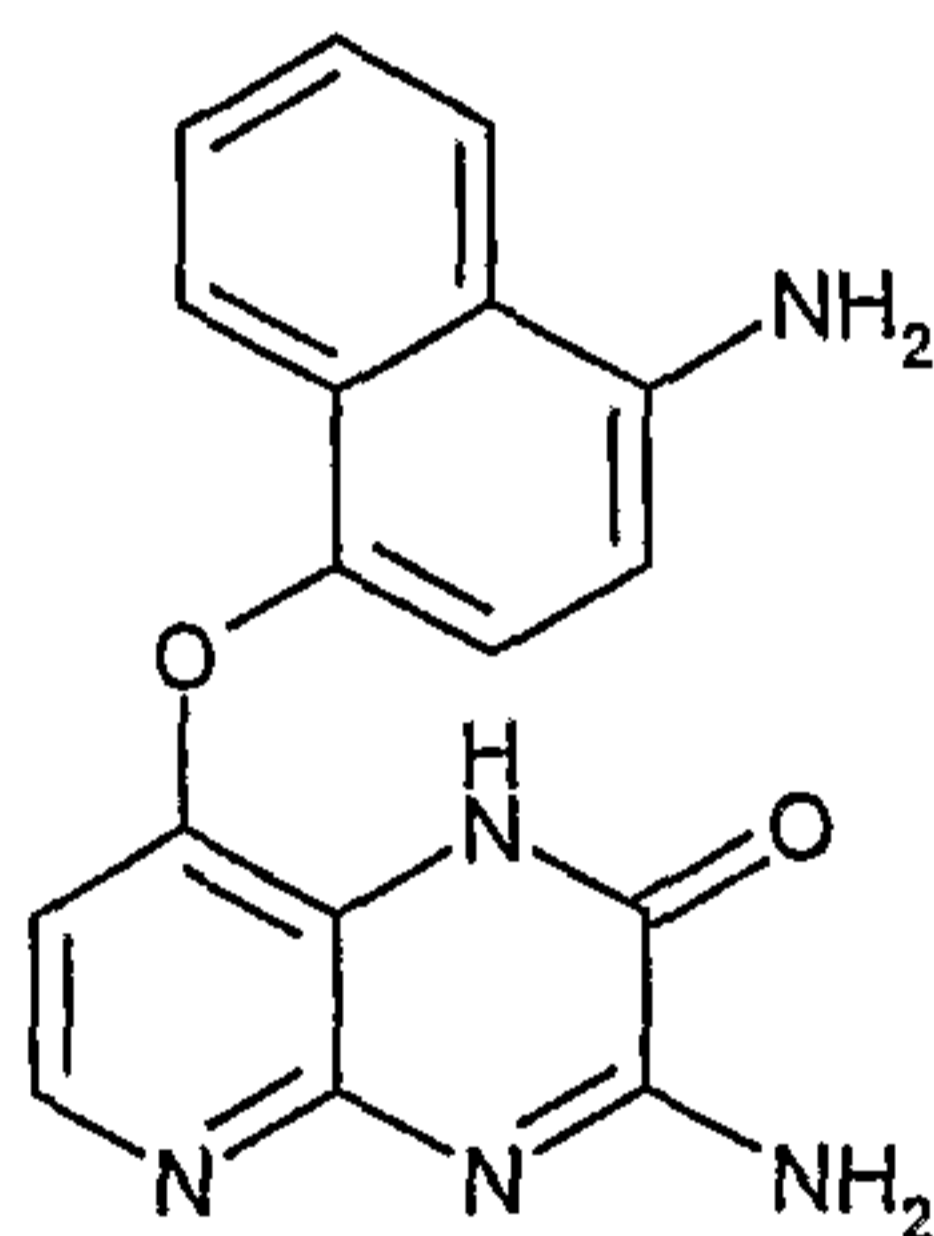
Synthesis 678-(4-amino-3-fluorophenoxy)-*N,N*-dimethylpyrido[3,2-*b*]pyrazin-3-amine

5 Method E1 was used with *tert*-butyl 4-(3-(dimethylamino)pyrido[3,2-*b*]pyrazin-8-yloxy)-2-fluorophenylcarbamate to give the crude product (5% TBAF) as a beige solid, which was used in subsequent steps. Yield: 128 mg (78%).

10 ¹H-NMR (DMSO-*d*₆), δ (ppm), J (Hz): 3.27 (s, 6H, N(CH₃)₂), 5.15 (s, 2H, NH₂), 6.47 (d, J=5.2, 1H, H_{Py}), 6.80-6.88 (m, 2H, H_{arom}), 7.01 (m, 1H, H_{arom}), 8.52 (d, J=5.2, 1H, H_{Py}), 8.69 (s, 1H, H_{arom}); ¹⁹F-NMR (DMSO-*d*₆), δ (ppm): -131.3; LC-MS (*m/z*): 300.1 (M+H, 100), *rt*=1.29 min.

Synthesis 68

15 3-amino-8-(4-aminonaphthalen-1-yloxy)pyrido[2,3-*b*]pyrazin-2(1H)-one:



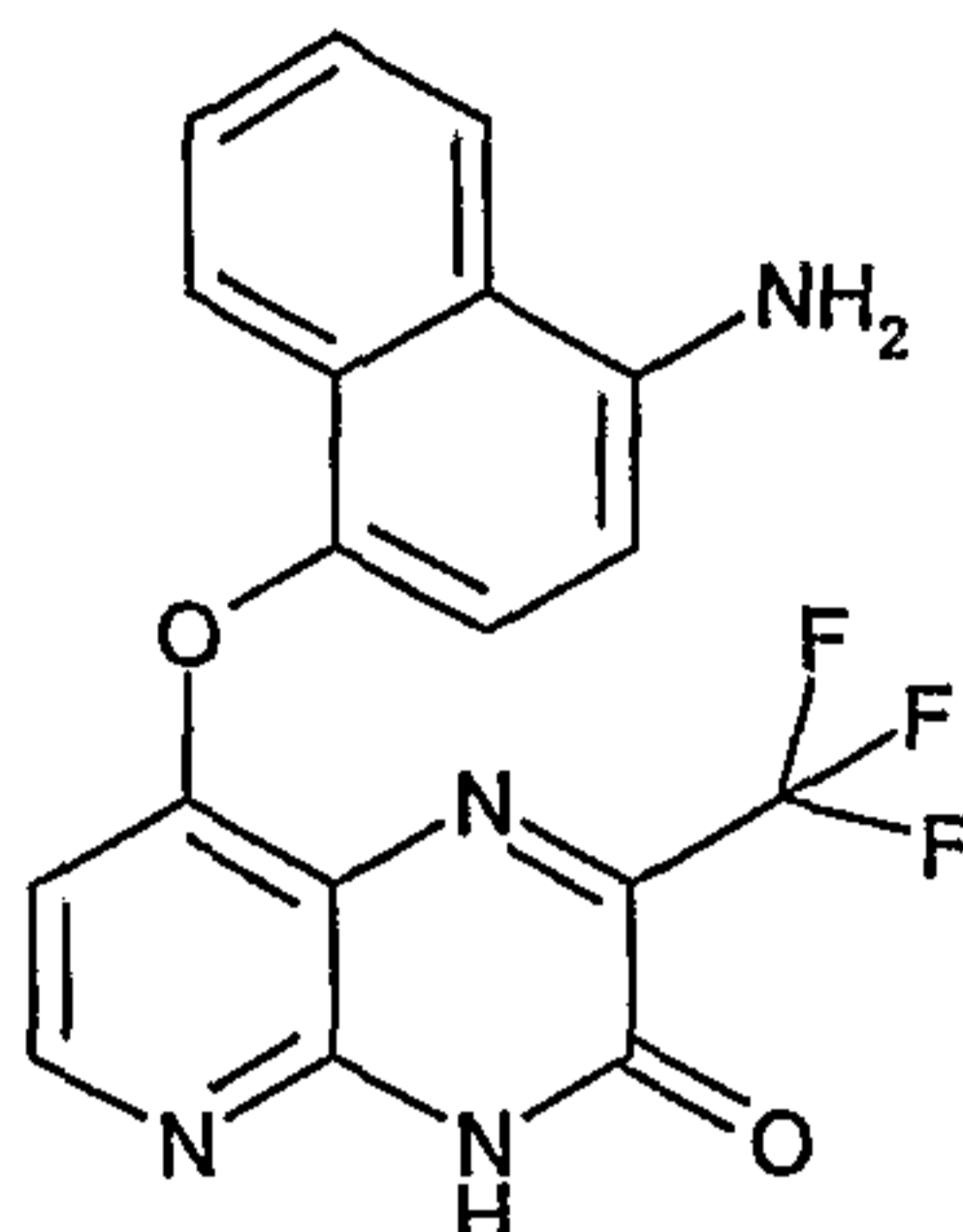
Method E1 was used with *tert*-butyl 4-(3-amino-2-oxo-1,2-dihydropyrido[2,3-*b*]pyrazin-8-yloxy)naphthalen-1-ylcarbamate to afford the title compound as a slightly pink solid (198 mg, 0.620 mmol, 60%).

20 ¹H-NMR (DMSO-*d*₆), δ (ppm), J (Hz): 5.80 (bs, 2H, NH₂), 6.14 (d, 1H, H_{arom}, J= 5.5 Hz), 6.70 (d, 1H, H_{arom}, J= 8.2 Hz), 7.13 (d, 1H, H_{arom}, J = 8.1 Hz), 7.42-7.44 (m, 2H, H_{arom}), 7.68 (d, 1H, H_{arom}, J = 8.2 Hz), 7.93 (d, 1H, H_{Py}, J=5.5 Hz), 8.15 (d, 1H, H_{arom}, J = 7.2 Hz), 12.28 (s, 1H, NH). ¹³C-NMR (DMSO-*d*₆), δ (ppm), J (Hz): 103.72, 106.23, 113.28,
 25 118.67, 121.16, 122.88, 123.32, 124.38, 126.16, 126.78, 138.63, 143.06, 144.24, 146.42, 150.93, 152.39, 154.68. LC-MS (*m/z*): 320 (M+H, 100).

- 133 -

Synthesis 69

8-(4-aminonaphthalen-1-yloxy)-2-(trifluoromethyl)pyrido[2,3-b]pyrazin-3(4H)-one:



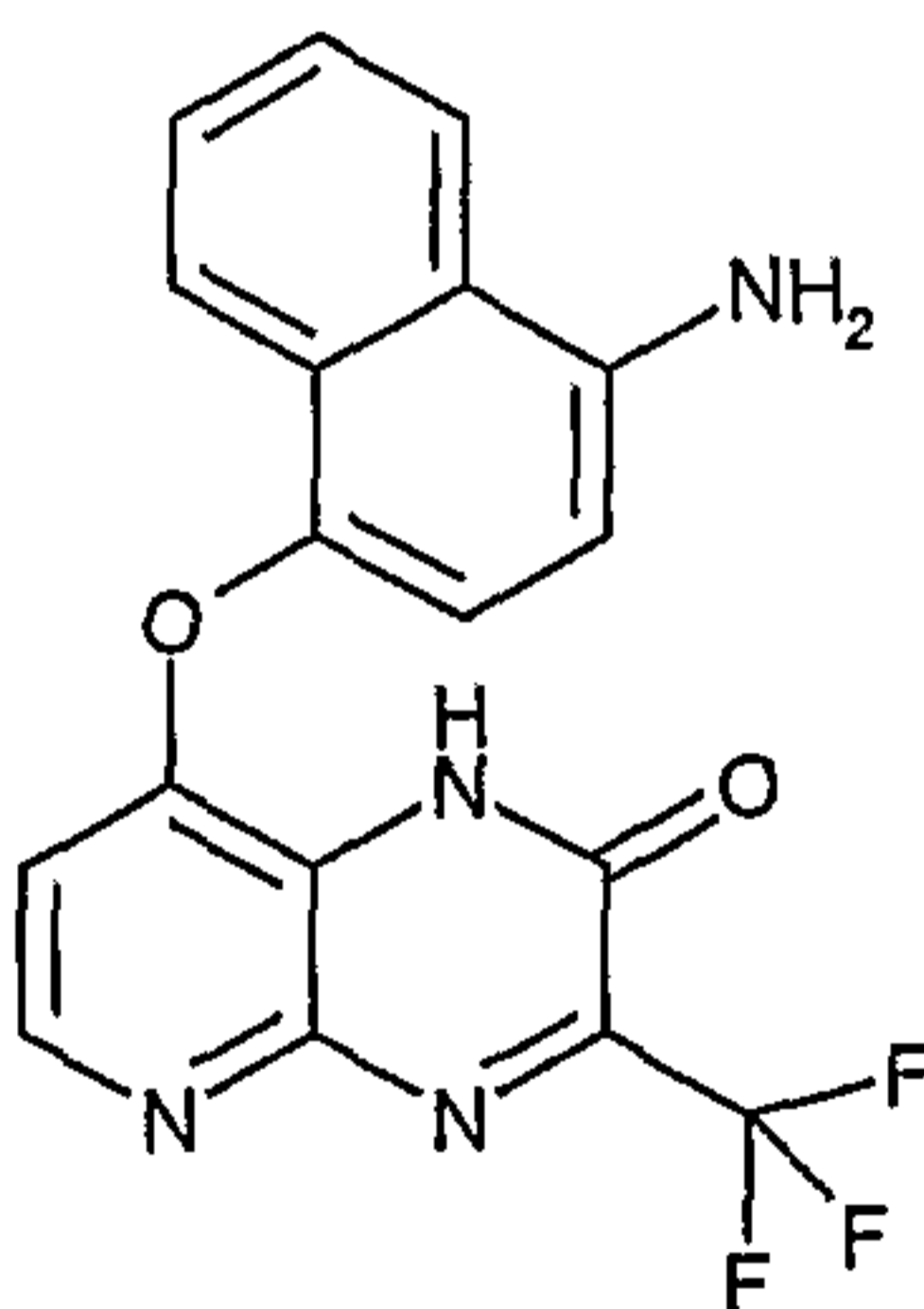
Method E1 was used with *tert*-butyl 4-(3-oxo-2-(trifluoromethyl)-3,4-dihydropyrido[2,3-b]pyrazin-8-yloxy)naphthalen-1-ylcarbamate to afford the title compound as a slightly yellow solid (56 mg, 0.150 mmol, 66%).

¹H-NMR (DMSO-d₆), δ (ppm), J (Hz): 5.91 (bs, 2H, NH₂), 6.30 (d, 1H, H_{py}, J= 5.7 Hz), 6.73 (d, 1H, H_{arom}, J= 8.2 Hz), 7.19 (d, 1H, H_{arom}, J = 8.2 Hz), 7.41-7.48 (m, 2H, H_{arom}), 7.59 (d, 1H, H_{arom}, J = 8.5 Hz), 8.19 (d, 1H, H_{arom}, J = 8.0 Hz), 8.32 (d, 1H, H_{py}, J=5.7 Hz), 13.46 (s, 1H, NH). ¹³C-NMR (DMSO-d₆), δ (ppm), J (Hz): 105.28, 106.21, 116.39, 118.80, 120.63, 121.09, 123.14, 123.28, 124.50, 126.31, 126.55, 137.91, 142.76 (CF₃), 143.69, 146.74, 153.37, 154.68, 163.25. LC-MS (*m/z*): 373 (M+H, 100).

15

Synthesis 69A

8-(4-aminonaphthalen-1-yloxy)-3-(trifluoromethyl)pyrido[2,3-b]pyrazin-2(1H)-one:



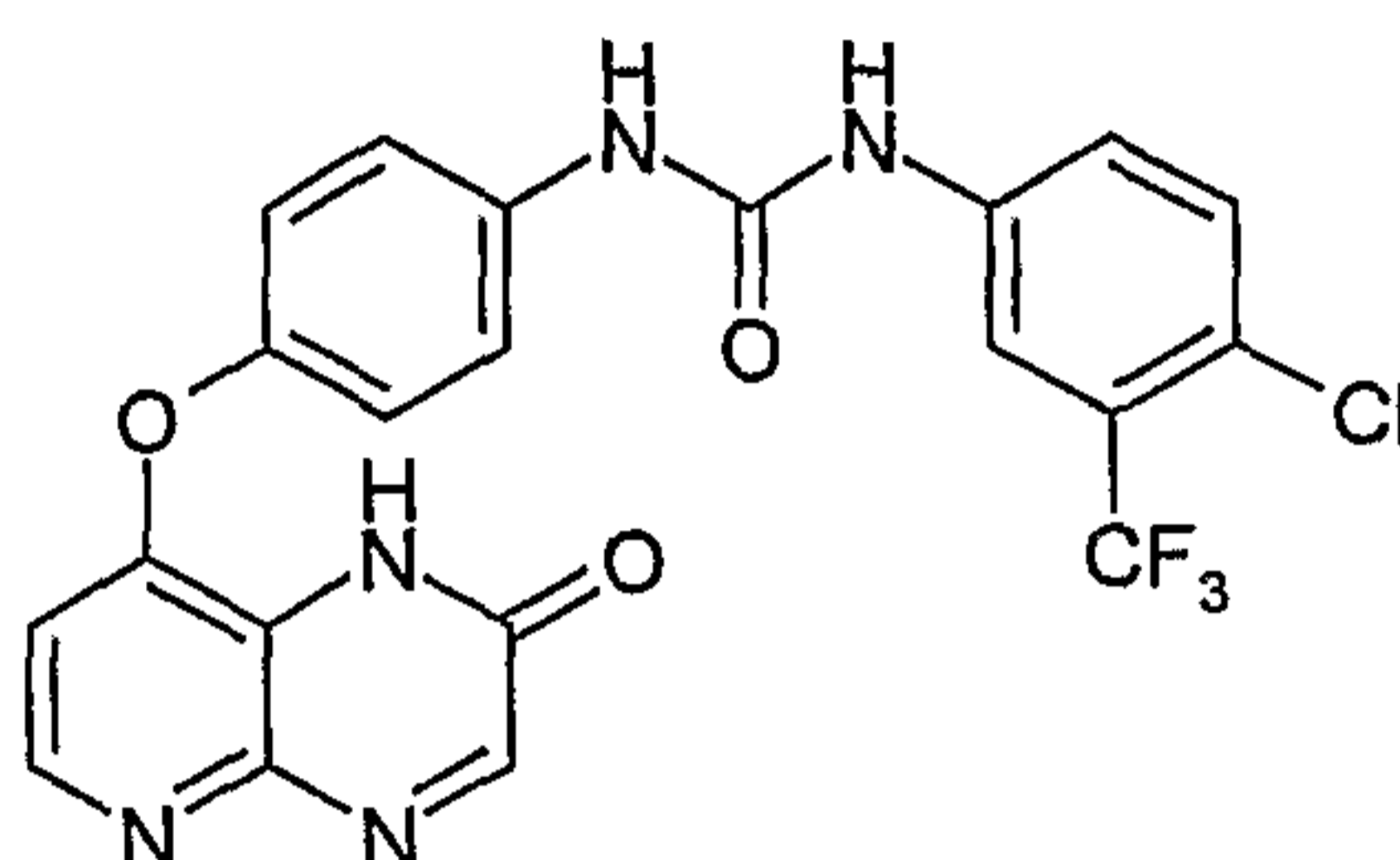
Method E1 was used with *tert*-butyl 4-(2-oxo-3-(trifluoromethyl)-1,2-dihydropyrido[2,3-b]pyrazin-8-yloxy)naphthalen-1-ylcarbamate to afford the title compound as a yellow solid (222 mg, 0.596 mmol, 53%).

¹H-NMR (DMSO-d₆), δ (ppm), J (Hz): 5.89 (bs, 2H, NH₂), 6.57 (d, 1H, H_{arom}, J= 5.2 Hz), 6.73 (d, 1H, H_{arom}, J= 8.1 Hz), 7.17 (d, 1H, H_{arom}, J = 8.1 Hz), 7.41-7.47 (m, 2H, H_{arom}), 7.67 (d, 1H, H_{arom}, J = 7.8 Hz), 8.17 (d, 1H, H_{arom}, J= 7.7 Hz), 6.26 (d, 1H, H_{arom}, J= 5.2 Hz), 13.54 (s, 1H, NH). ¹³C-NMR (DMSO-d₆), δ (ppm), J (Hz): 118.80, 119.18, 121.09, 121.38, 123.12, 123.47, 124.58, 126.43, 126.49, 131.55, 138.40, 141.98, 143.55, 146.04, 153.36, 155.01. LC-MS (*m/z*): 373 (M+H, 100).

- 134 -

(VI) Ureas from Common IntermediatesSynthesis 70

5 1-(4-chloro-3-(trifluoromethyl)phenyl)-3-(4-(2-oxo-1,2-dihydro pyrido [2,3-b]pyrazin-8-yloxy)phenyl)urea (AA-042)

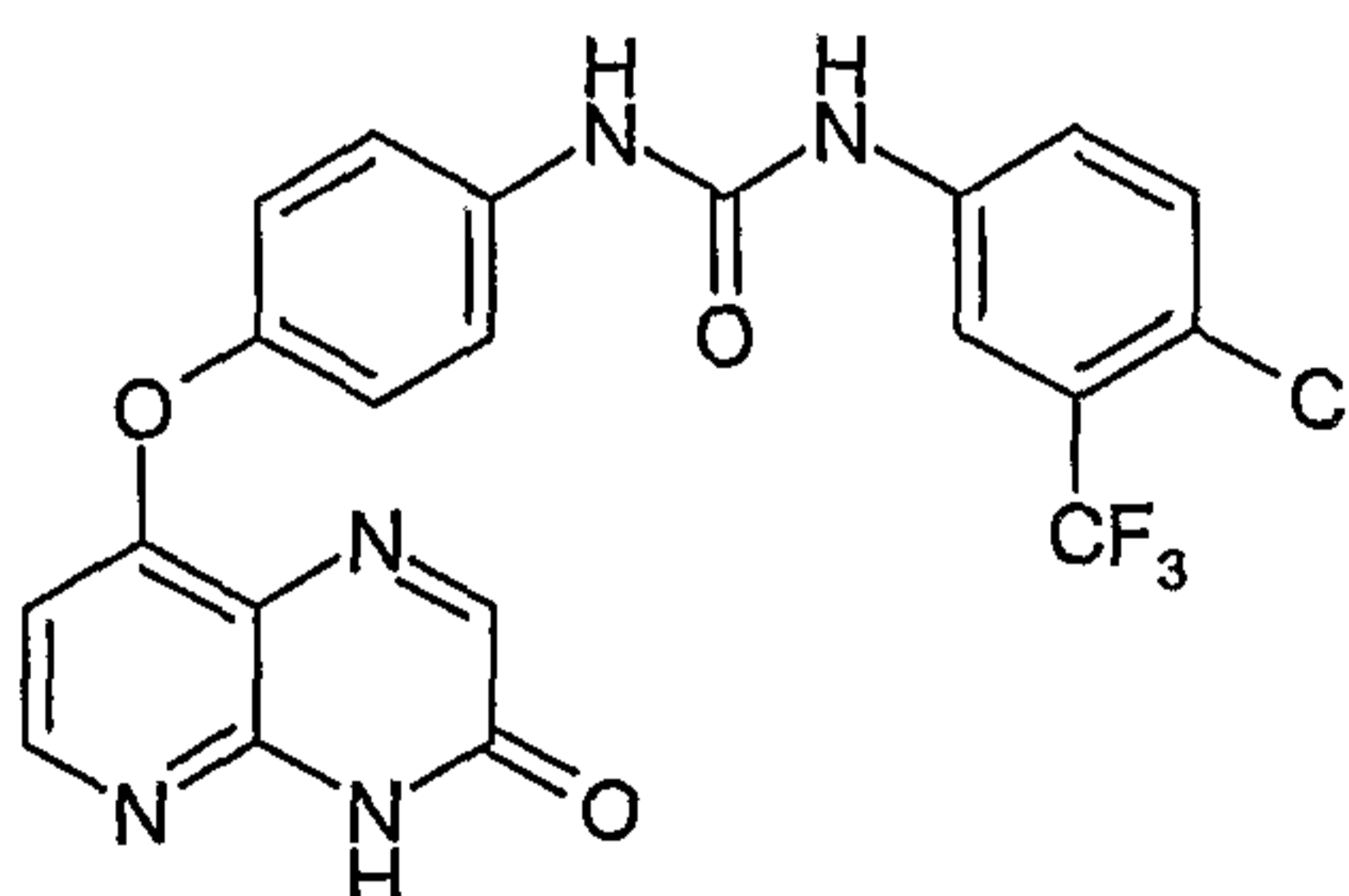


Method F1 (one pot deprotection of Boc and coupling with isocyanate): *Tert*-butyl 4-(2-oxo-1,2-dihydropyrido[2,3-b]pyrazin-8-yloxy)phenylcarbamate (0.240 g, 0.67 mmol) is dissolved in trifluoroacetic acid (2 ml) and the solution is stirred at room temperature under Argon atmosphere for 2 h. The solvent is evaporated under reduced pressure and the resulting dark oil is dissolved in THF (3ml) and triethylamine (1 ml). 1-chloro-4-isocyanato-2-(trifluoromethyl)benzene (0.180 g, 0.80 mmol) is added in one portion, and the solution was stirred overnight at 45 C under Ar atmosphere. The solution is then cooled and evaporated and the crude was crystallised from dichloromethane and diethyl ether to afford the title compound (15 mg, 5% yield) as a brown solid.

¹H-NMR (DMSO-d₆), δ (ppm), J (Hz): 6.82 (d, 1H, J=5.5 Hz), 7.24 (d, 2H, J=8.9 Hz), 7.62 (d, 1H, J=9.0 Hz), 7.66 (dd, 1H, J=9.0, 2.6 Hz), 7.71 (d, 2H, J=8.9 Hz), 8.12 (d, 1H, J=2.6 Hz), 8.34 (d, 1H, J=5.5 Hz), 8.41 (s, 1H), 8.98 (bs, 1H), 9.18 (bs, 1H), 12.54 (bs, 1H); LC-MS (*m/z*): 476(M+H, 100).

Synthesis 71

25 1-(4-chloro-3-(trifluoromethyl)phenyl)-3-(4-(3-oxo-3,4-dihydropyrido[2,3-b]pyrazin-8-yloxy)phenyl)urea (AA-020)



Method F1 was used with *tert*-butyl 4-(2-oxo-1,2-dihydropyrido[2,3-b]pyrazin-8-yloxy)phenylcarbamate and 4-chloro-3-trifluoromethylphenyl isocyanate to obtain the title compound (yield 83%).

30

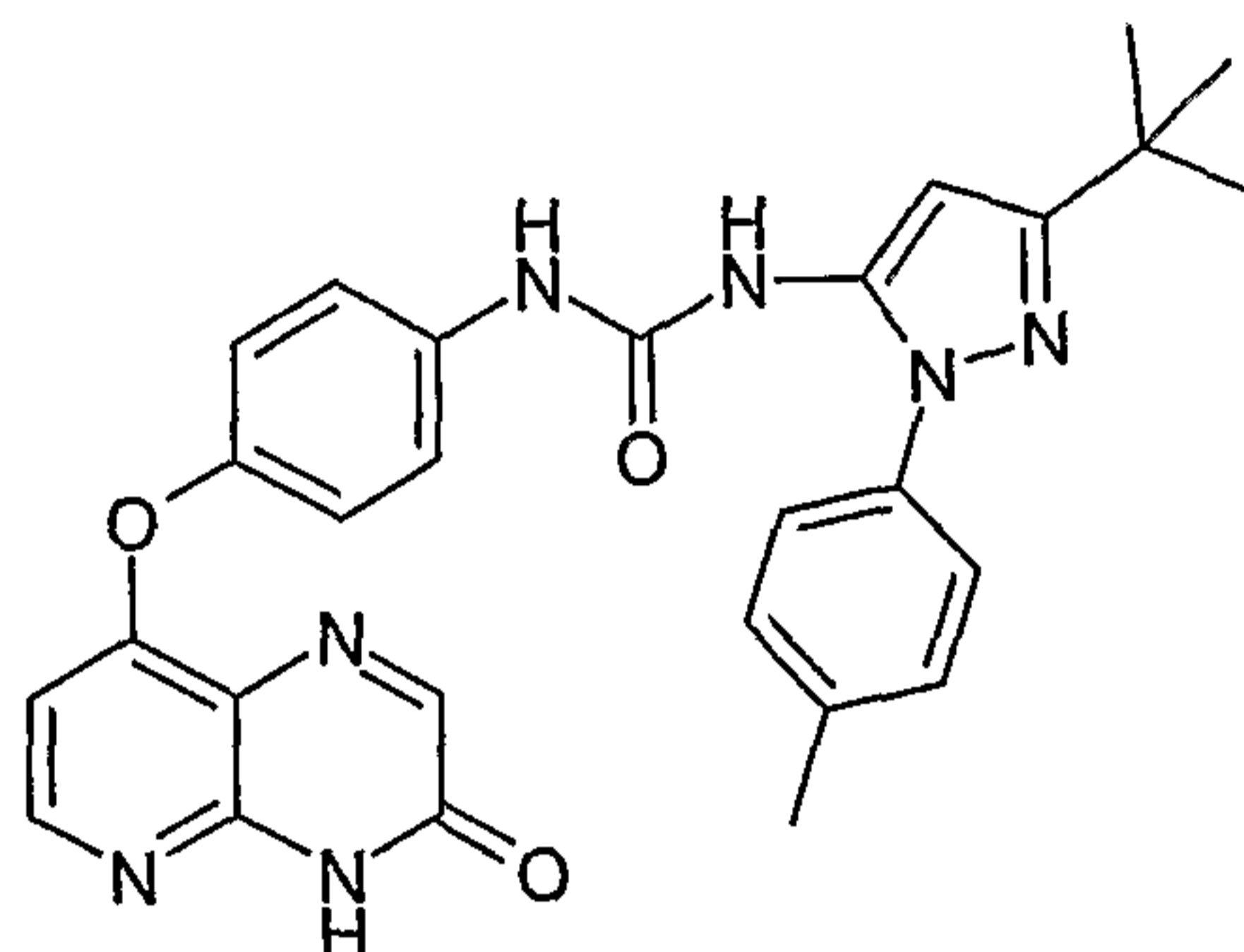
- 135 -

¹H-NMR (DMSO-d₆), δ (ppm), J (Hz): 6.53 (d, 1H, J=5.6 Hz), 7.18 (d, 2H, J=8.8 Hz), 7.58-7.70 (m, 4 H), 8.13 (d, 1H, 1.9 Hz), 8.19 (s, 1H), 8.34 (d, 1H, J=5.6 Hz), 9.14 (bs, 1H), 9.36 (bs, 1H), 12.88 (bs, 1H). LC-MS (*m/z*): 476(M+H, 100).

5

Synthesis 72

1-(3-*tert*-butyl-1-*p*-tolyl-1H-pyrazol-5-yl)-3-(4-(3-oxo-3,4-dihydropyrido[2,3-*b*]pyrazin-8-yloxy)phenyl)urea (AA-016)



Method F1 was used with *Tert*-butyl 4-(3-oxo-3,4-dihydropyrido[2,3-*b*]pyrazin-8-yloxy)phenylcarbamate and 3-*tert*-butyl-5-isocyanato-1-*p*-tolyl-1H-pyrazole to obtain the title compound (yield 55%).

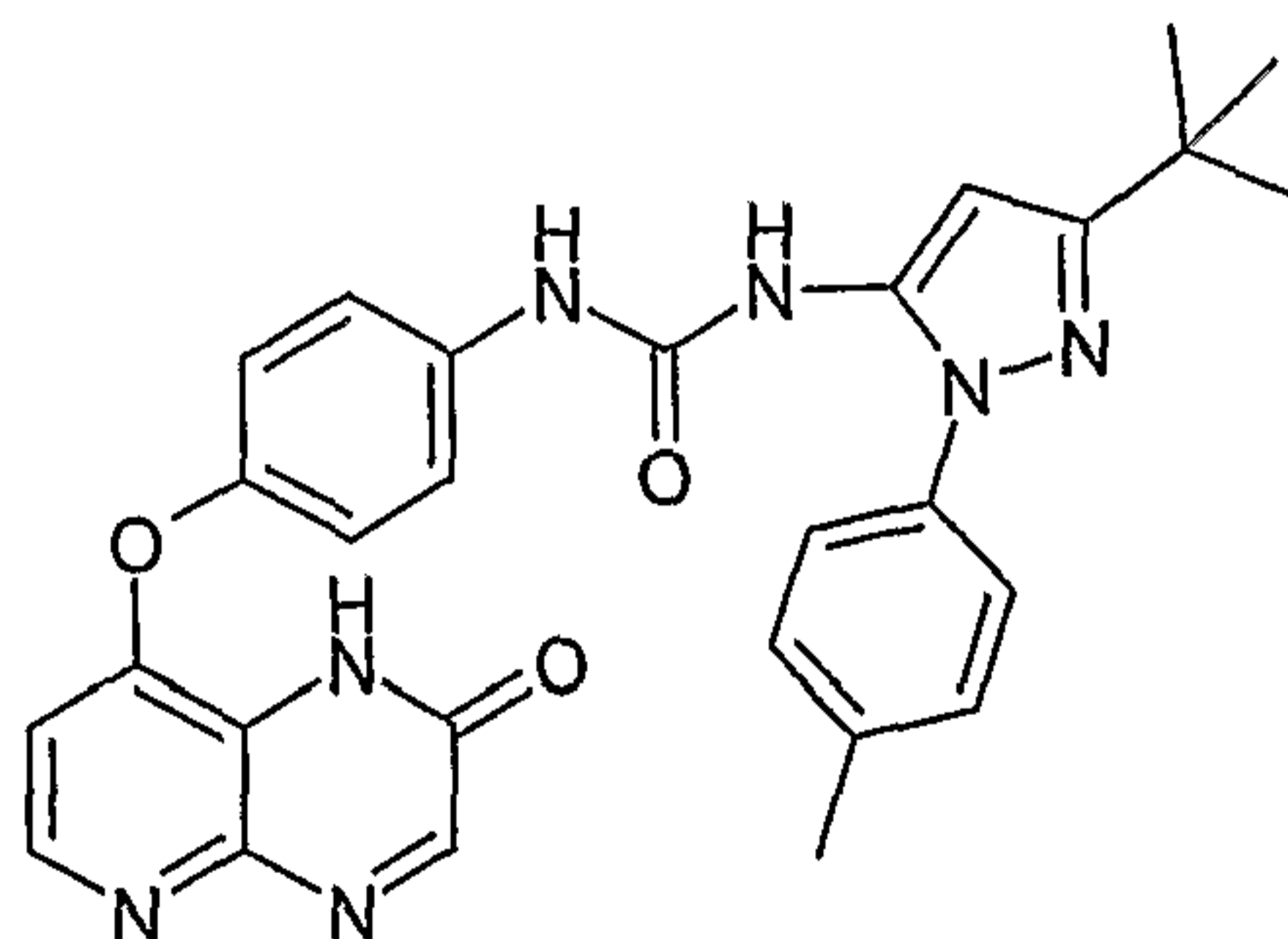
¹H-NMR (DMSO-d₆), δ (ppm), J (Hz): 1.25 (s, 3H), 1.28 (s, 9H), 6.35 (s, 1H), 6.52 (d, 1H, J=5.4 Hz), 7.17 (d, 2H, J=9.0 Hz), 7.32-7.43 (AB system, 4H), 7.51 (d, 2H, J=9.0 Hz), 8.17 (s, 1H), 8.32 (d, 1H, 5.4 Hz), 8.34 (bs, 1H), 9.12 (bs, 1H), 12.87 (bs, 1H); LC-MS (*m/z*): 510 (M+H, 100).

15

Synthesis 73

1-(3-*tert*-butyl-1-*p*-tolyl-1H-pyrazol-5-yl)-3-(4-(2-oxo-1,2-dihydropyrido[2,3-*b*]pyrazin-8-yloxy)phenyl)urea (AA-040)

20



Method F1 was used with *tert*-butyl 4-(2-oxo-1,2-dihydropyrido[2,3-*b*]pyrazin-8-yloxy)phenylcarbamate and 3-*tert*-butyl-5-isocyanato-1-*p*-tolyl-1H-pyrazole to obtain the title compound (yield 64%).

25

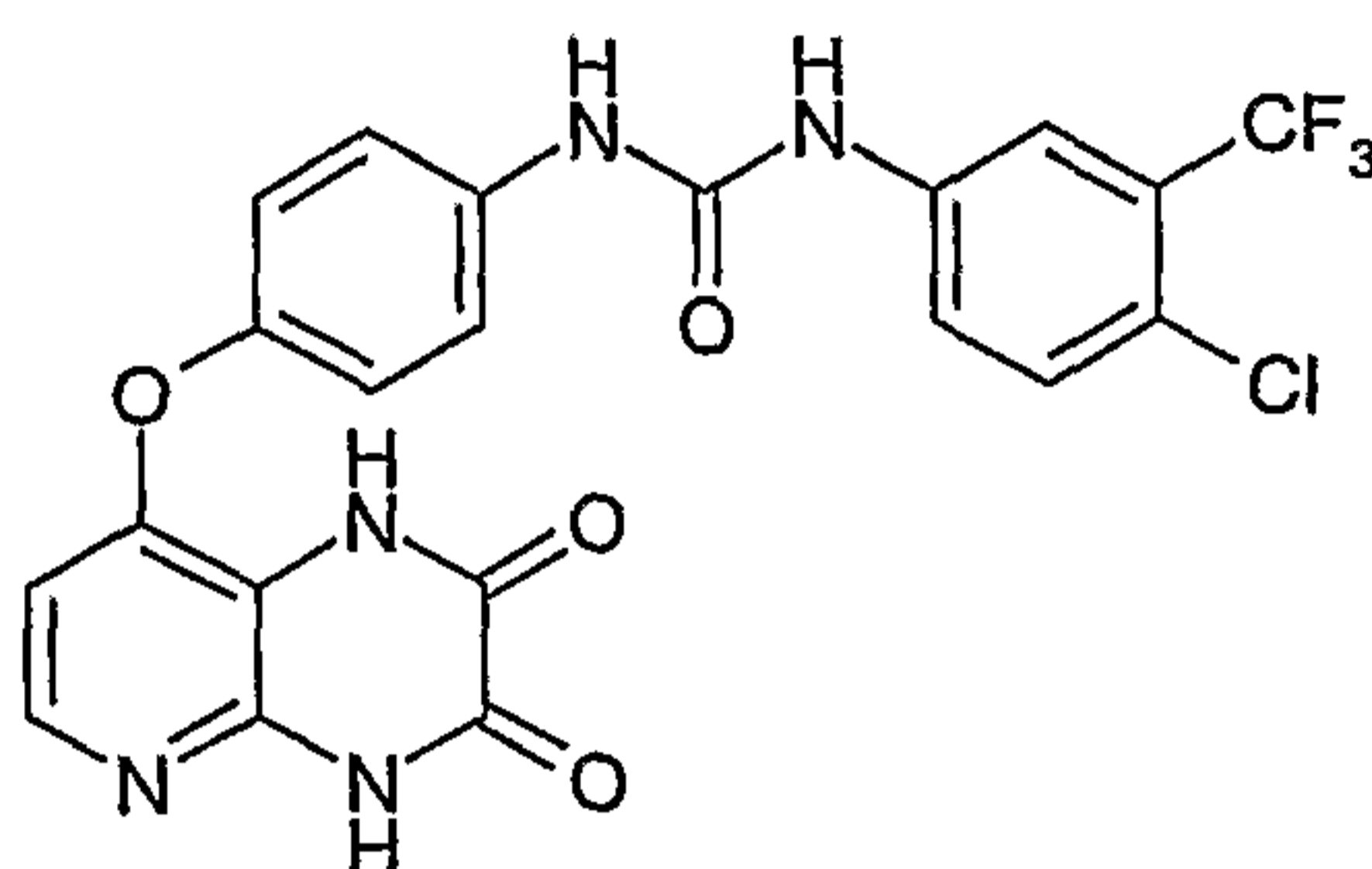
¹H-NMR (DMSO-d₆), δ (ppm), J (Hz): 1.27 (s, 3H), 1.29 (s, 9H), 5.41 (s, 1H), 6.07 (d, 1H, 5.8 Hz), 7.26 (d, 2H, 8.8 Hz), 7.32-7.41 (AB system, 4H), 7.45 (d, 2H, J= 8.8 Hz), 7.54 (d,

- 136 -

1H, 5.8 Hz), 8.28 (s, 1H), 8.30 (bs, 1H), 9.0 (bs, 1H), 10.12 (bs, 1H). LC-MS (*m/z*): 510 (M+H, 100).

Synthesis 74

- 5 1-(4-chloro-3-(trifluoromethyl)phenyl)-3-(4-(2,3-dioxo-1,2,3,4-tetrahydropyrido [2,3-b]pyrazin -8-yloxy)phenyl)urea (AA-050)



Method F2 was used with 8-(4-aminophenoxy)pyrido[2,3-b]pyrazine-2,3(1H,4H)-dione and 4-chloro-3-trifluoromethylphenyl isocyanate to obtain the title compound (yield 38%).

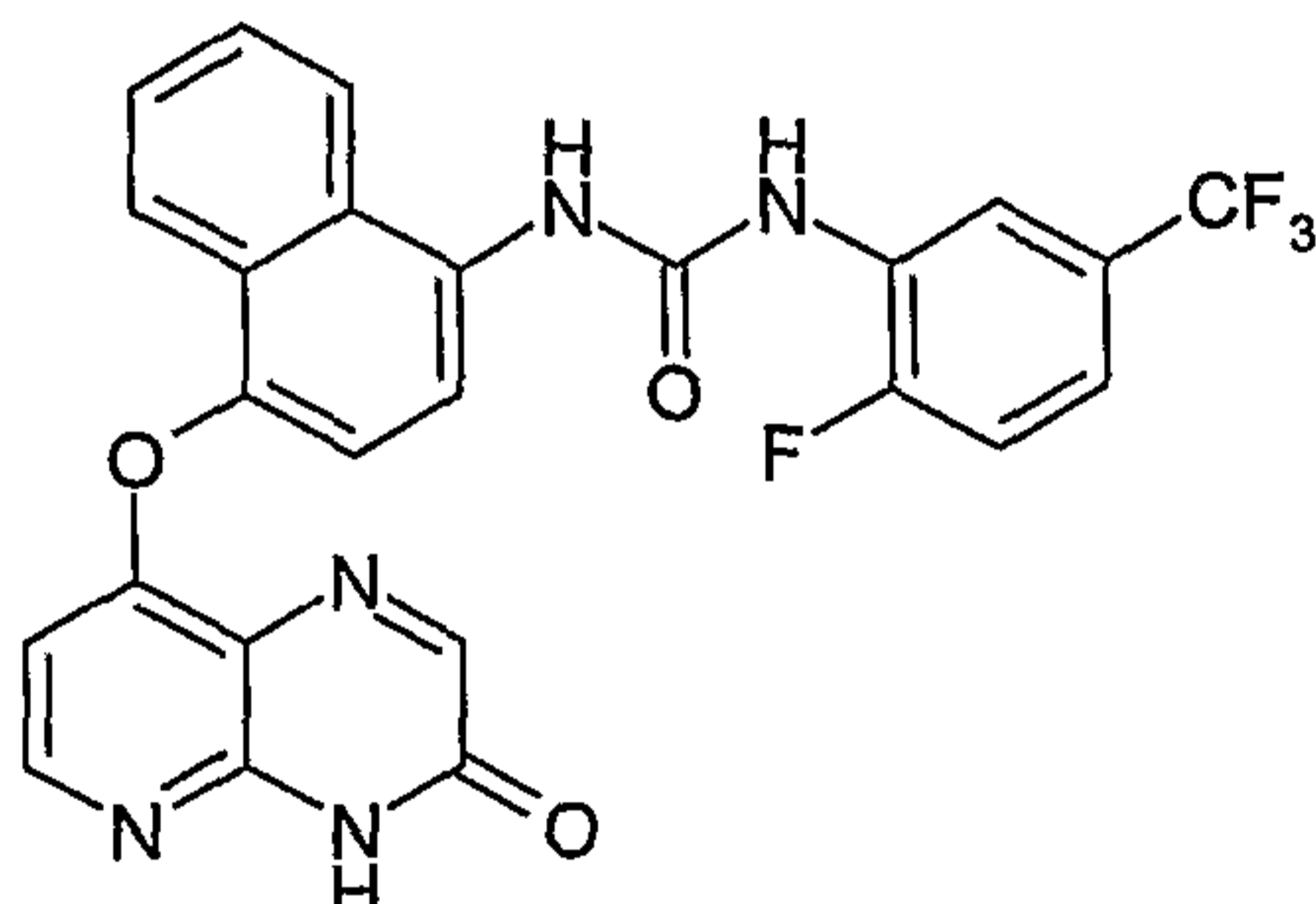
10

¹H-NMR (DMSO-d₆), δ (ppm), J (Hz): 6.62 (d, 1H, J= 5.3 Hz), 7.41 (d, 2H, J=8.6Hz), 7.52 (d, 2H, J=8.6 Hz), 8.26 (d, 1H, J=5.3 Hz), 9.03 (bs, 1H), 9.41 (bs, 1H), 12.39 (bs, 1H), 12.98 (bs, 1H). LC-MS (*m/z*): 492 (M+H, 100).

15

Synthesis 75

- 15 1-(2-fluoro-5-(trifluoromethyl)phenyl)-3-(4-(3-oxo-3,4-dihydropyrido[2,3-b] pyrazin -8-yloxy)naphthalen-1-yl)urea (AA-012)



20

Method F1 was used with *tert*-butyl 4-(2-oxo-1,2-dihydropyrido[2,3-b]pyrazin-8-yloxy)naphthalen-1-ylcarbamate and 2-fluoro-5-trifluoromethylphenyl isocyanate to obtain the title compound (yield 69%).

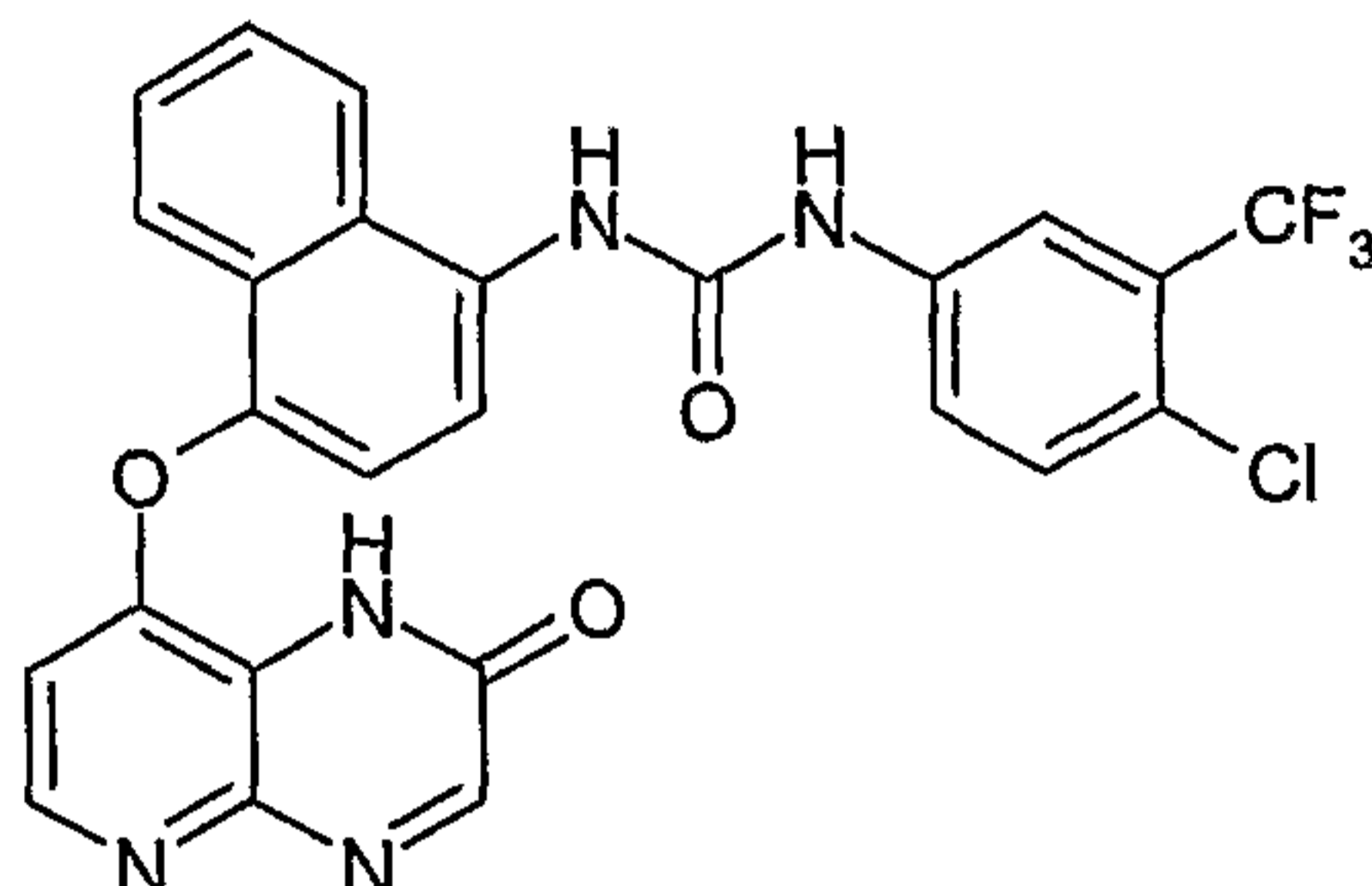
25

¹H-NMR (DMSO-d₆), δ (ppm), J (Hz): 6.32 (d, 1H, J=4.8 Hz), 7.38-7.62 (m, 6H), 7.88-7.94 (AB system, 2H), 8.06 (s, 1H), 8.18 (d, 1H, J=8.0 Hz), 8.43 (d, 1H, J=4.8 Hz), 8.64 (bs, 1H), 10.52 (bs, 1H), 10.93 (bs, 1H). LC-MS (*m/z*): 510 (M+H, 100).

- 137 -

Synthesis 76

1-(4-chloro-3-(trifluoromethyl)phenyl)-3-(4-(1-oxo-1,2-dihydropyrido[2,3-b]pyrazin-8-yloxy)naphthalen-1-yl)urea (AA-037)

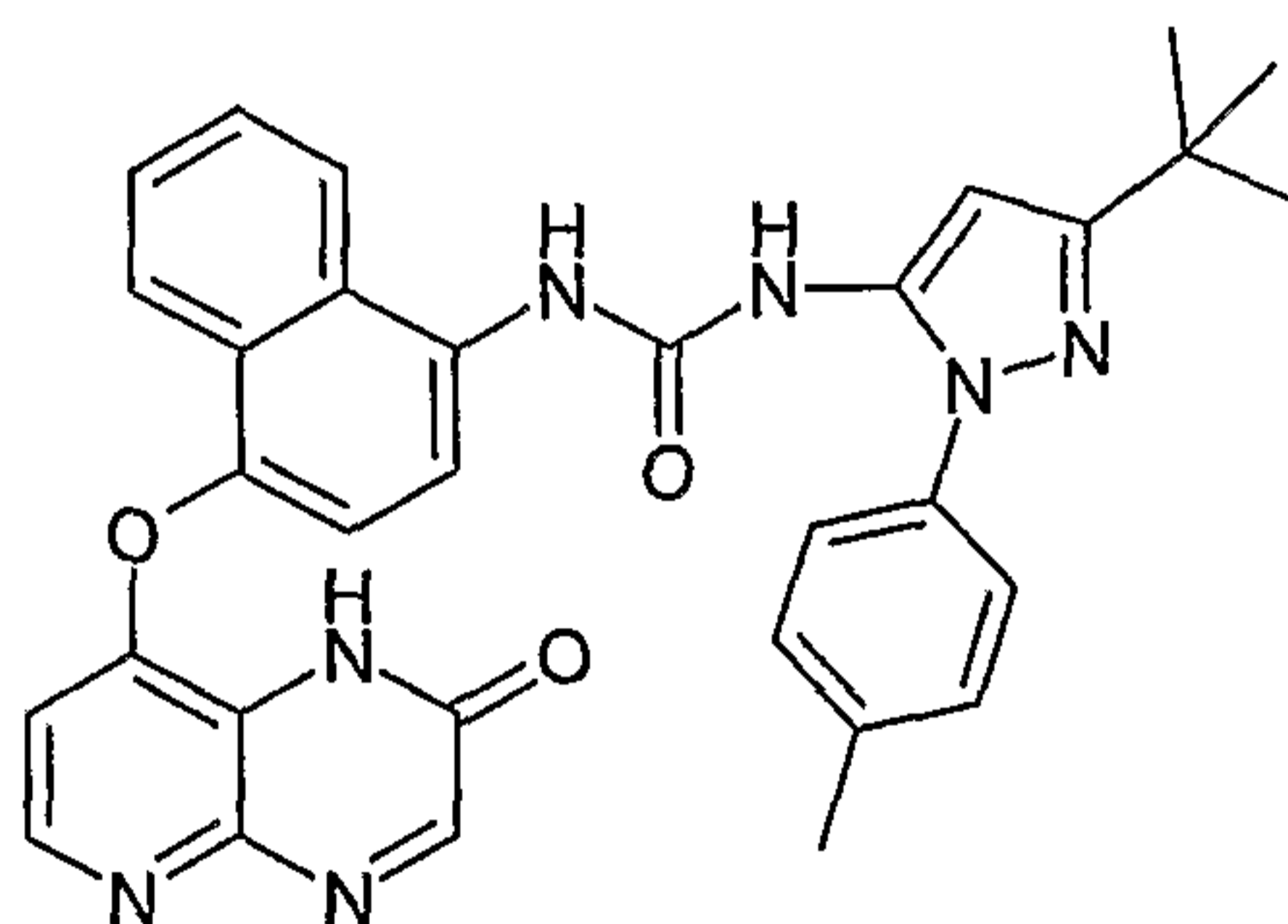


5 Method F1 was used with *tert*-butyl 4-(2-oxo-1,2-dihydropyrido[2,3-b]pyrazin-8-yloxy)naphthalen-1-ylcarbamate and 4-chloro-3-trifluoromethylphenyl isocyanate to obtain the title compound (yield 87%).

10 ¹H-NMR (DMSO-d₆), δ (ppm), J (Hz): 6.23 (d, 1H, J=5.9 Hz), 7.23 (d, 1H, J=8.0 Hz), 7.53-7.59 (m, 3H), 7.79 (d, 1H, 8.0Hz), 7.84 (d, 2H, 8.5 Hz), 8.08 (s, 1H), 8.21 (d, 1H, 6.8 Hz), 8.33 (d, 1H, 2.9Hz), 8.38 (d, 1H, 8.5 Hz), 11.46 (s, bs, 1H), 12.39 (bs, 1H). LC-MS (*m/z*): 526 (M+H, 100).

Synthesis 77

15 1-(3-*tert*-butyl-1-*p*-tolyl-1H-pyrazol-5-yl)-3-(4-(3-oxo-3,4-dihydropyrido[2,3-b]pyrazin-8-yloxy)naphthalen-1-yl)urea (AA-033)



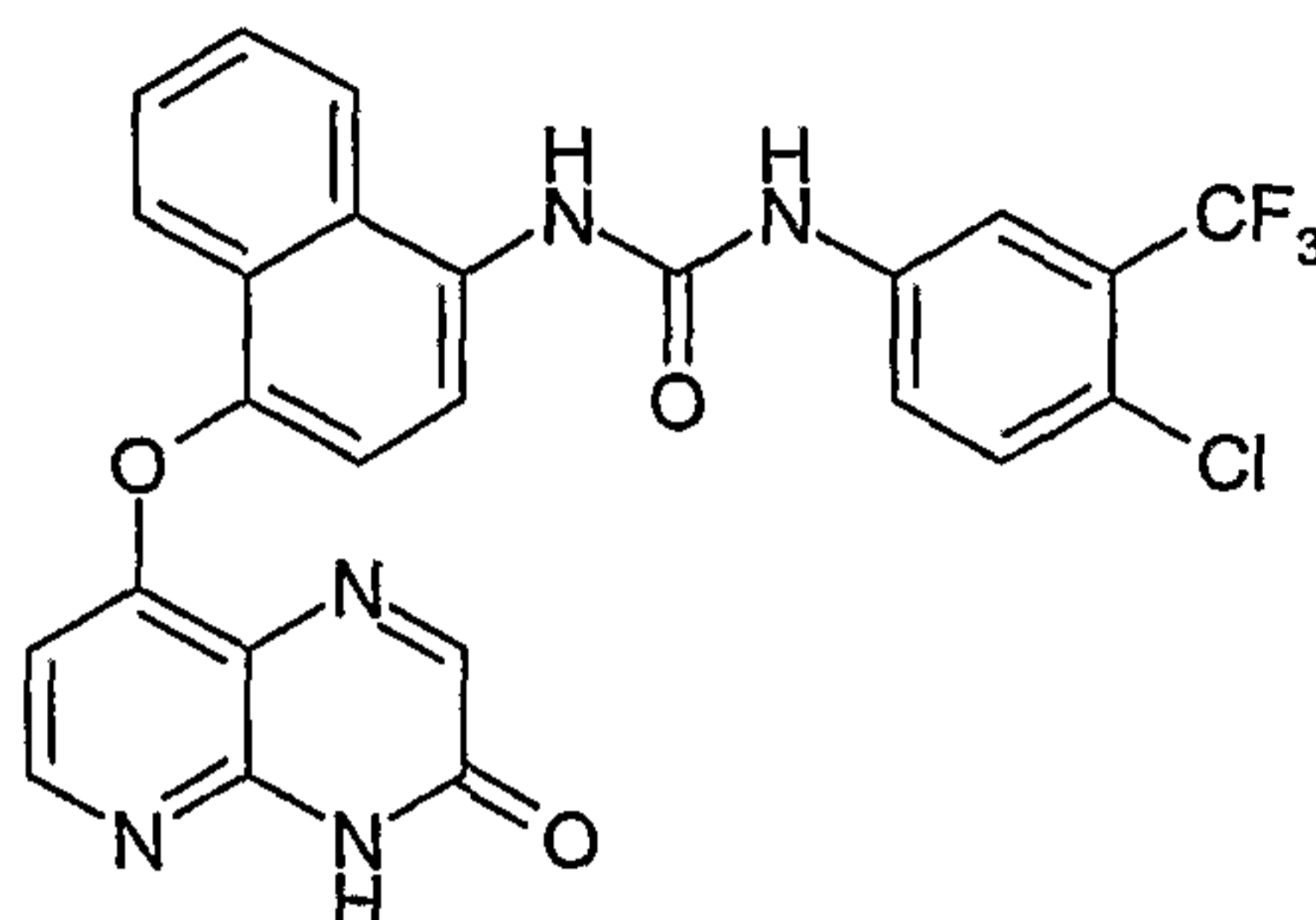
20 Method F1 was used with *tert*-butyl 4-(2-oxo-1,2-dihydropyrido[2,3-b]pyrazin-8-yloxy)naphthalen-1-ylcarbamate and 3-*tert*-butyl-5-isocyanato-1-*p*-tolyl-1H-pyrazole to obtain the title compound (yield 40%).

25 ¹H-NMR (DMSO-d₆), δ (ppm), J (Hz): 6.4 (m, 2H) 7.35-7.66 (m, 4H), 7.87 (d, 1H, 8.5 Hz), 7.97 (d, 1H, 8.5 Hz), 8.12 (d, 1H, 8.7 Hz), 8.23 (s, 1H), 8.27 (d, 1H, 5.7 Hz), 8.80 (bs, 1H), 9.18 (bs, 1H), 12.83 (bs, 1H). LC-MS (*m/z*): 560 (M+H, 100).

- 138 -

Synthesis 78

1-(4-chloro-3-(trifluoromethyl)phenyl)-3-(4-(2-oxo-1,2-dihydropyrido[2,3-b] pyrazin-8-yloxy)naphthalen-1-yl)urea (AA-013)

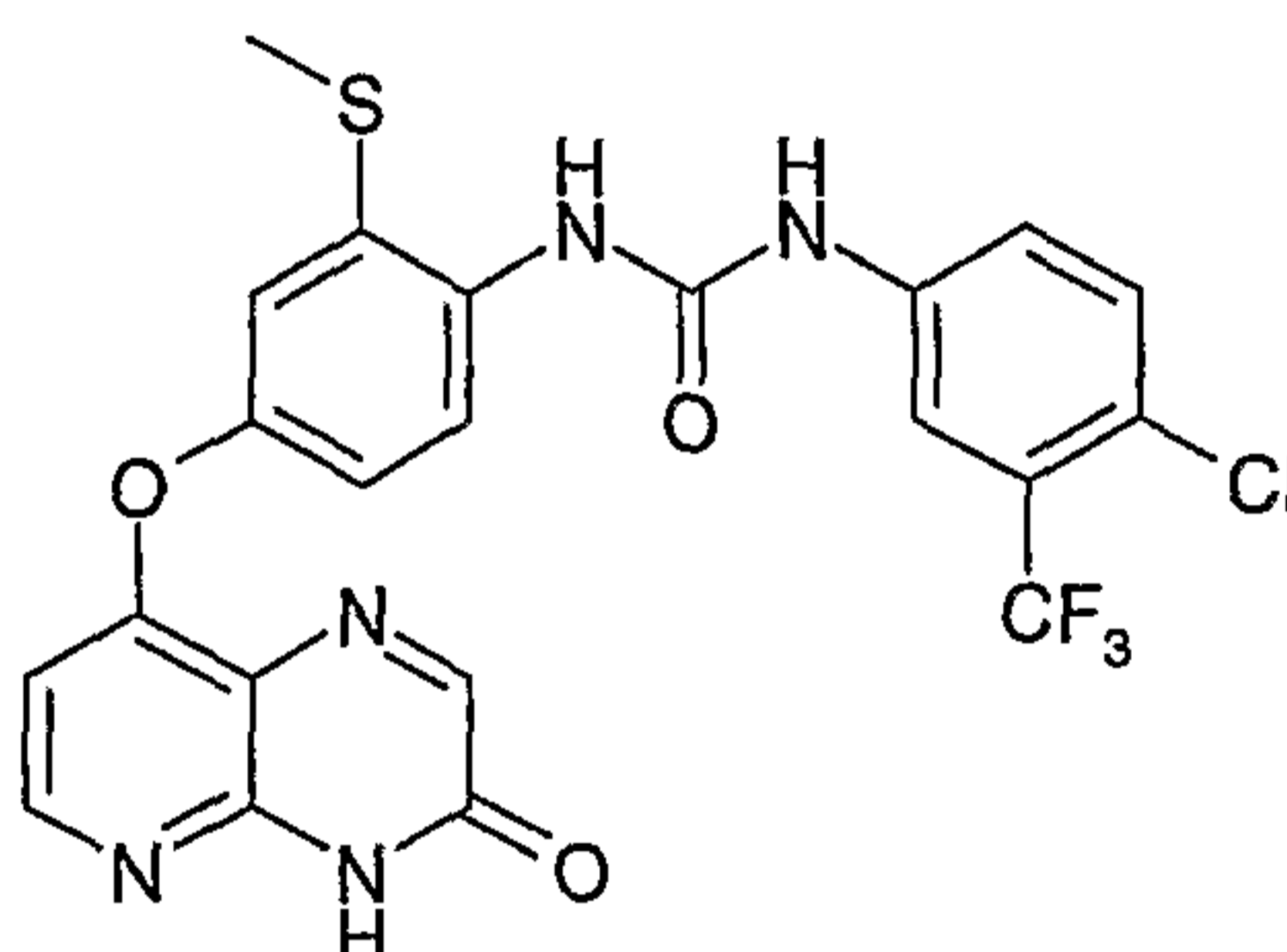


5 Method F1 was used with *tert*-butyl 4-(3-oxo-3,4-dihydropyrido[2,3-b]pyrazin-8-yloxy)naphthalen-1-ylcarbamate and 4-chloro-3-trifluoromethylphenyl isocyanate to obtain the title compound (yield 91%).

10 ¹H-NMR (CD₃OD), δ (ppm), J (Hz): 6.72 (d, 1H, J=5.7 Hz), 7.46 (d, 1H, J=7.4 Hz), 7.42-7.63 (m, 4H), 7.82 (d, 1H, J=7.4 Hz), 7.91 (s, 1H), 7.99 (d, 1H, J=3.0 Hz), 8.20 (d, 1H, J=8.3 Hz), 8.27 (d, 1H, J=5.7 Hz), 8.51 (bs, 1H). LC-MS (*m/z*): 526 (M+H, 100).

Synthesis 79

15 1-(4-chloro-3-(trifluoromethyl)phenyl)-3-(2-(methylthio)-4-(3-oxo-3,4-dihydropyrido[3,2-b]pyrazin-8-yloxy)phenyl)urea (AA-023)



Using Method F2 with 8-(4-amino-3-(methylthio)phenoxy)pyrido[3,2-b]pyrazin-3(4H)-one and 4-chloro-3-trifluoromethylphenyl isocyanate, the title compound (48mg, 92%) was obtained as a pale white powder.

20

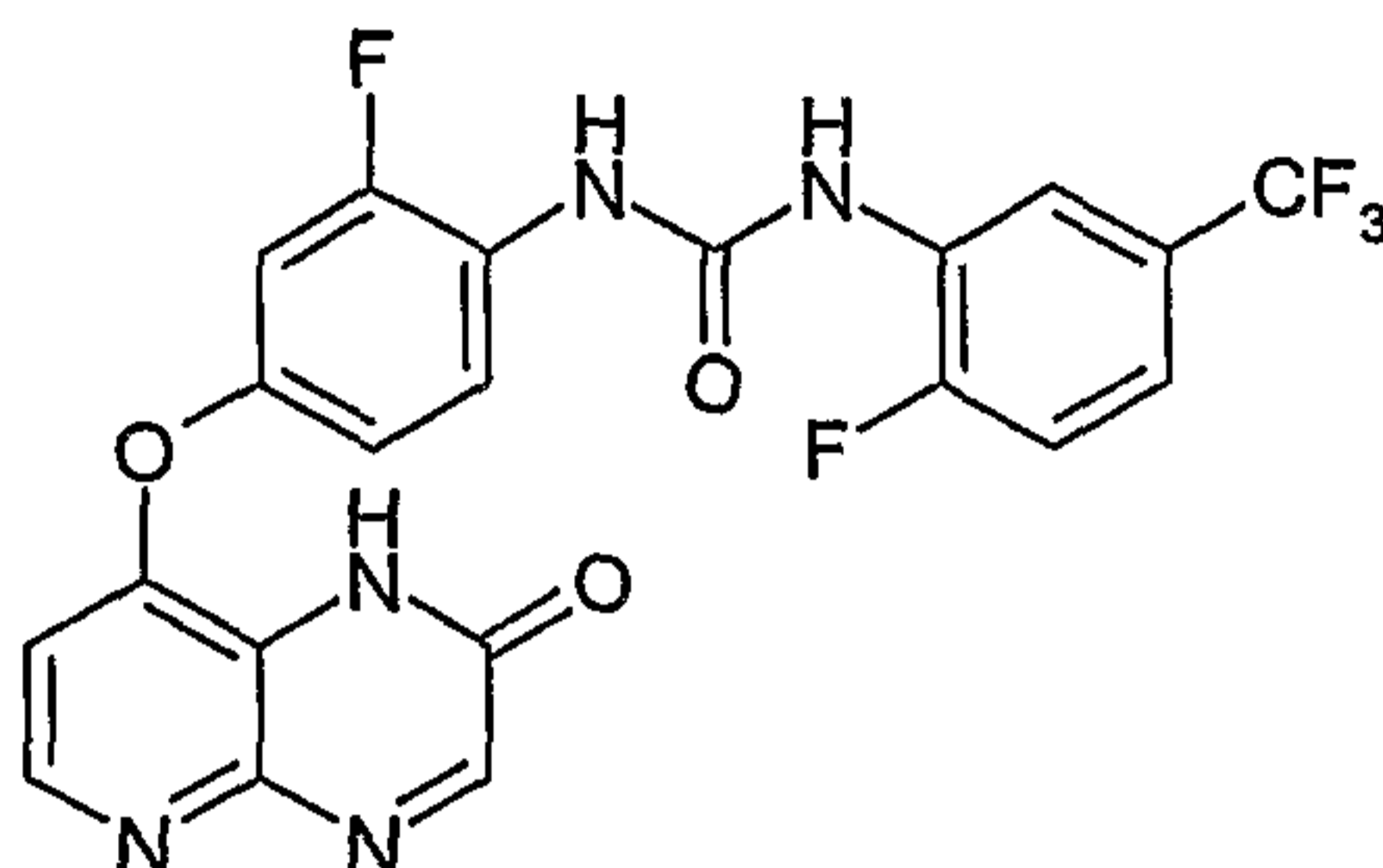
¹H-NMR (DMSO-*d*₆), δ (ppm), J (Hz): 2.47 (s, 3H, CH₃); 6.61 (d, 1H, H_{py}, J=5.6 Hz), 7.07 (dd, 1H, H_{arom}, J=8.8 Hz, J=2.6 Hz), 7.26 (d, 1H, H_{arom}, J=2.6 Hz), 7.62 (m, 2H, H_{arom}), 7.86 (d, 1H, H_{arom}, J=8.7 Hz), 8.11 (m, 1H, H_{arom}), 8.18 (s, 1H, NH or CH), 8.21 (s, 1H, NH or CH), 8.36 (d, 1H, H_{py}, J=5.6 Hz), 9.75 (s, 1H, NH or CH), 12.89 (s, 1H, NH).

25 ¹³C-NMR (DMSO-*d*₆), δ (ppm), J (Hz): 15.6, 106.1, 116.4, 117.9, 118.2, 119.7, 121.6, 122.7, 123.4, 123.7, 124.2, 126.6, 131.9, 133.6, 139.2, 145.3, 150.0, 150.9, 152.0, 152.4, 156.4, 160.7. LC-MS (*m/z*): 522 (M+H, 100), *rt*=5.24min.

- 139 -

Synthesis 80

1-(2-fluoro-5-(trifluoromethyl)phenyl)-3-(2-fluoro-4-(2-oxo-1,2-dihydro pyrido [2,3-b]pyrazin-8-yloxy)phenyl)urea (AA-023)

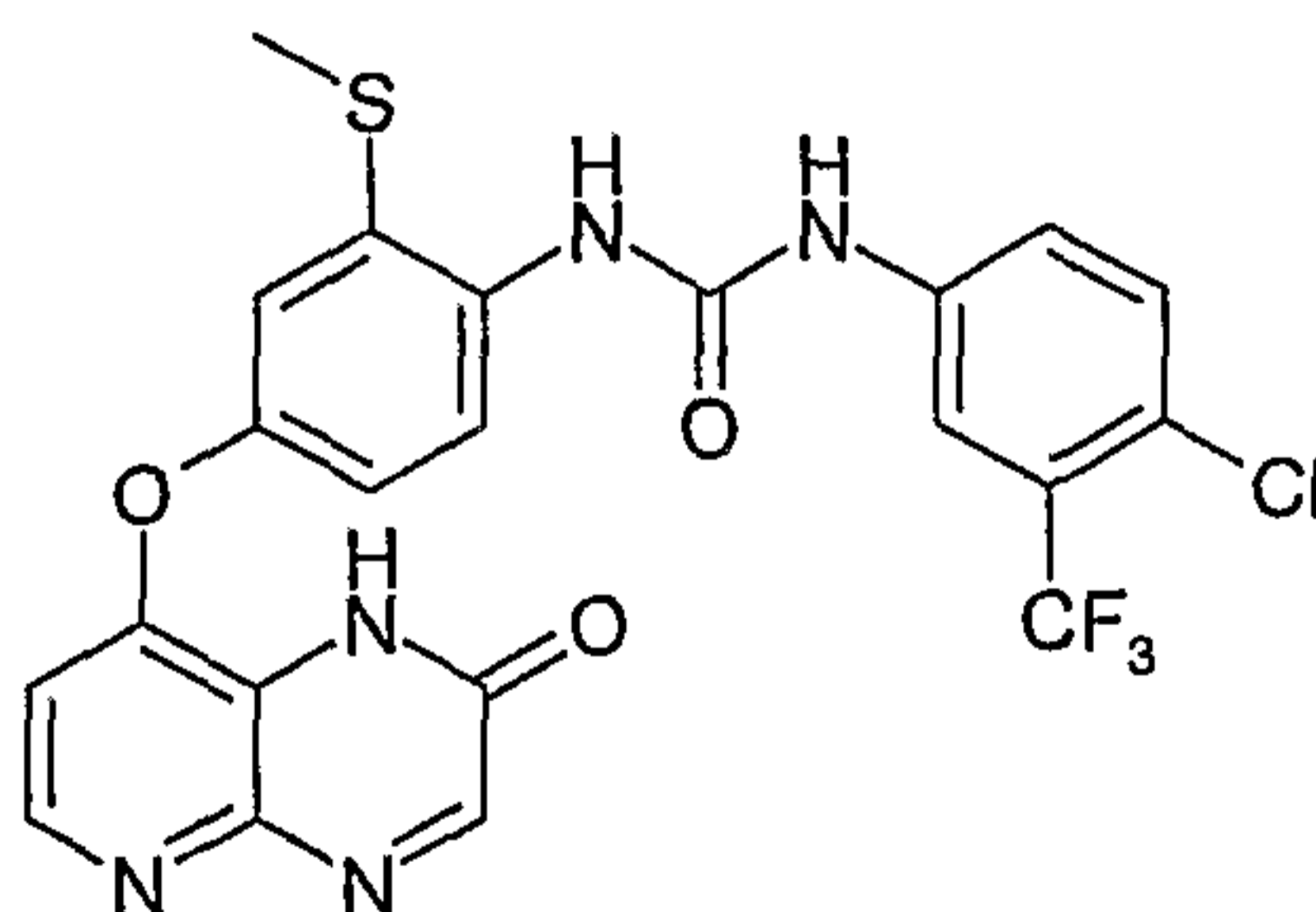


5 Method F2: A solution of 8-(4-amino-3-fluorophenoxy)pyrido[2,3-b]pyrazin-2(1H)-one (21.4 mg, 78.6 μ mol) in dry DMSO (1 mL) under Ar was treated with 2-fluoro-5-trifluoro-phenylisocyanate (11.5 μ L, 80 μ mol) and the pale yellow solution was stirred at RT. After 3h, the solution was diluted with H₂O (20 mL) and the precipitate was isolated by filtration. Stripping with toluene (3 \times 20 mL) furnished the title compound as a beige powder. Yield: 10 30 mg (81%).

¹H-NMR (DMSO-d₆), δ (ppm), J (Hz): 6.94 ppm (d, 1H, J=5.5 Hz, H_{Py}), 7.09 (m, 1H, H_{arom}), 7.32 (m, 1H, H_{arom}), 7.40 (m, 1H, H_{arom}), 7.50 (m, 1H, H_{arom}), 8.23 (t, J=8.1 Hz, H_{arom}), 8.37 (d, J=5.5 Hz, H_{Py}), 8.40 (s, 1H, H_{arom}), 8.63 (m, 1H, H_{arom}), 9.23 (s, 1H, NH), 9.38 (s, 1H, NH), 12.58 (br s, 1H, NHAr); ¹³C-NMR (DMSO-d₆), δ (ppm), J (Hz): 108.5, 110.4, (d, J_{FC}=22,) Hz116.1 (d, J_{FC}=21 Hz), 116.5 (m), 119.5 (br), 121.9, 122.8, 124.6 (d, J_{FC}=11 Hz), 125.0, 125.4 (d, J_{FC}=30 Hz), 128.5, 144.4 (br), 145.3, 148.7 (d, J_{FC}=10 Hz), 151.4, 152.0, 152.3 (br), 152.4 (d, J_{FC}=246 Hz), 153.5 (d, J_{FC}=248 Hz), 155.0, 155.4 (br); ¹⁹F NMR (470 MHz, DMSO-d₆): δ =-60.7, -123.9, -125.2 ppm; LC-MS (m/z): 478.1 (M+H, 20 100), rt=4.89 min; HRMS (3.38 min): m/z calcd. for C₂₁H₁₃F₅N₅O₃ [M+H⁺]: 478.09331; found: 478.09355.

Synthesis 81

25 1-(4-chloro-3-(trifluoromethyl)phenyl)-3-(2-(methylthio)-4-(2-oxo-1,2-dihydropyrido[2,3-b]pyrazin-8-yloxy)phenyl)urea (AA-045)



Using Method F2 with 8-(4-amino-3-(methylthio)phenoxy)pyrido[2,3-b]pyrazin-2(1H)-one and 4-chloro-3-trifluoromethylphenyl isocyanate, the title compound (15mg, 29%) was obtained as a pale brown powder.

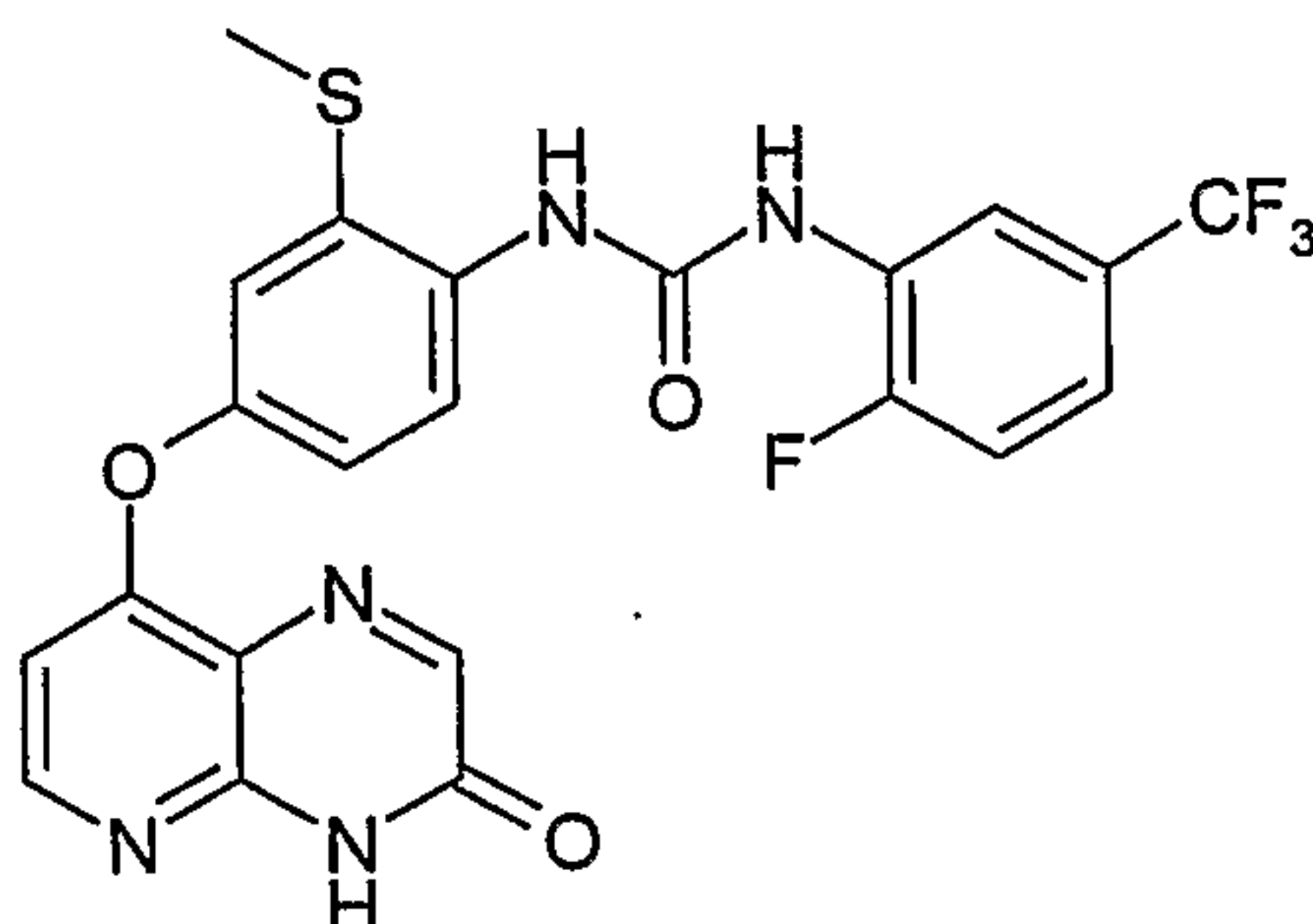
- 140 -

¹H-NMR (DMSO-d₆), δ (ppm), J (Hz): 2.47 (s, 3H, CH₃); 6.90 (d, 1H, H_{Py}, J=5.3 Hz), 7.10 (dd, 1H, H_{arom}, J=8.8 Hz, J=2.4 Hz), 7.29 (d, 1H, H_{arom}, J=2.4 Hz), 7.63 (m, 2H, H_{arom}), 7.87 (d, 1H, H_{arom}, J=8.8 Hz), 8.11 (m, 1H, H_{arom}), 8.22 (s, 1H, NH or CH), 8.36 (m, 1H, H_{Py}), 8.42 (s, 1H, NH or CH), 9.76 (s, 1H, NH or CH), 12.57 (s, 1H, NH). ¹³C-NMR (DMSO-d₆), δ (ppm), J (Hz): 15.7, 110.0, 116.4, 118.0, 119.9, 122.2, 122.7, 123.4, 124.1, 126.7, 131.6, 131.9, 133.7, 138.8, 139.2, 149.8, 152.4. LC-MS (*m/z*): 522 (M+H, 100), *rt*=5.10min.

10

Synthesis 82

1-(2-fluoro-5-(trifluoromethyl)phenyl)-3-(2-(methylthio)-4-(3-oxo-3,4-dihydropyrido[3,2-b]pyrazin-8-yloxy)phenyl)urea (AA-024)



15

Using Method F2 with 8-(4-amino-3-(methylthio)phenoxy)pyrido[3,2-b]pyrazin-3(4H)-one and 2-fluoro-5-trifluoromethylphenyl isocyanate, the title compound (26mg, 62%) was obtained as a powder.

20

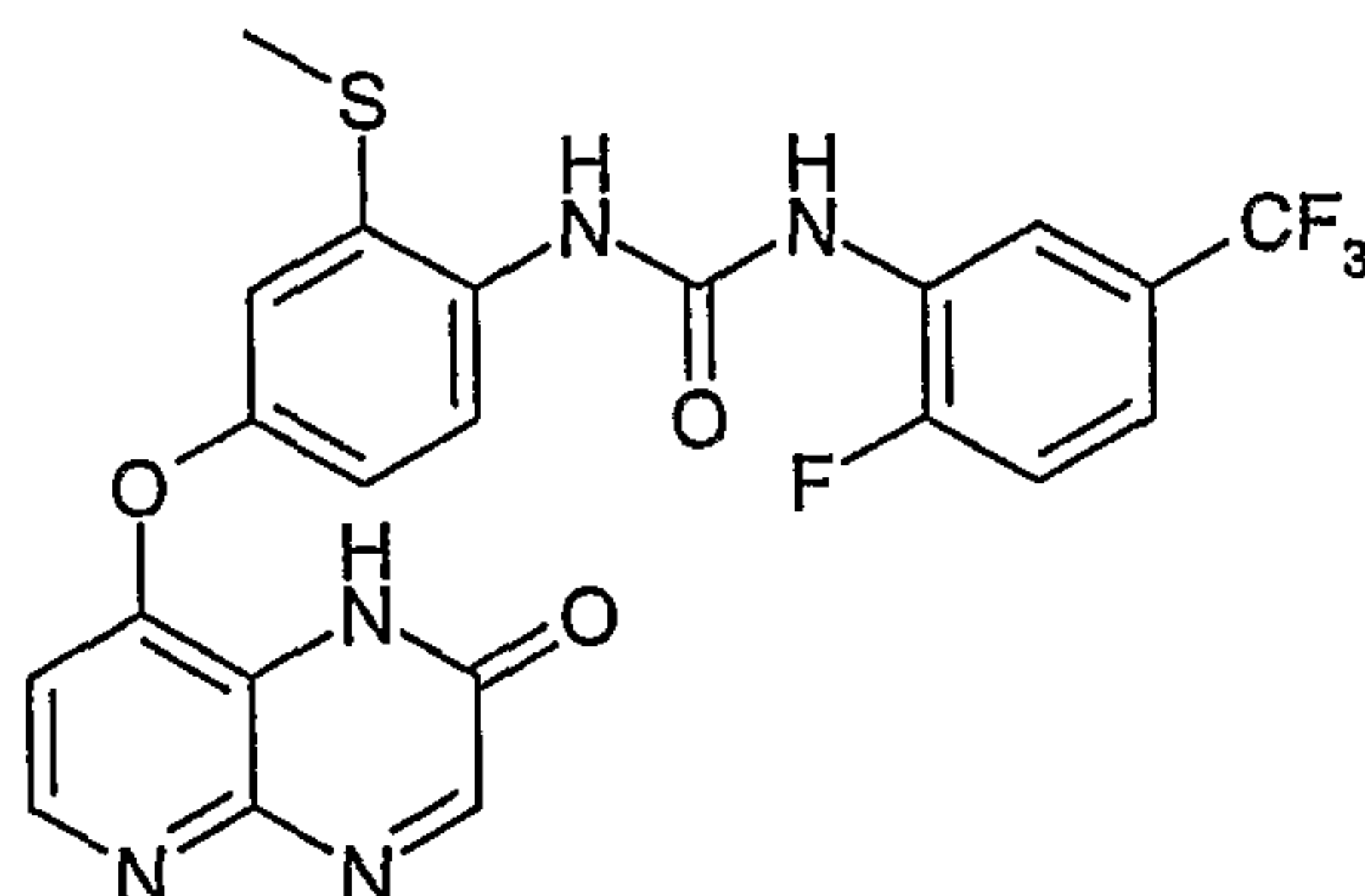
¹H-NMR (DMSO-d₆), δ (ppm), J (Hz): 2.48 (s, 3H, CH₃), 6.61 (d, 1H, H_{Py,5}, J=5.6 Hz), 7.06 (dd, 1H, H_{arom}, J=8.6 Hz, J=2.3 Hz), 7.24 (d, 1H, H_{arom}, J=2.3 Hz), 7.39 (m, 1H, H_{arom}), 7.49 (m, 1H, H_{arom}), 7.85 (d, 1H, H_{arom}, J=8.7 Hz), 8.18 (s, 1H, NH or CH), 8.36 (d, 1H, H_{Py,6}, J=5.6 Hz), 8.64 (m, 1H, H_{arom}), 8.68 (s, 1H, NH or CH), 9.53 (s, 1H, NH or CH), 12.90 (s, 1H, NH). ¹³C-NMR (DMSO-d₆), δ (ppm), J (Hz): 15.3, 106.1, 115.9, 116.1, 116.7, 117.6, 118.2, 119.2, 122.7, 125.1, 125.4, 128.6, 132.2, 133.2, 145.4, 150.1, 150.9, 152.0, 152.4, 154.4, 156.3, 160.7. LC-MS (*m/z*): 506 (M+H, 100), *rt*=4.85min.

25

- 141 -

Synthesis 83

1-(2-fluoro-5-(trifluoromethyl)phenyl)-3-(2-(methylthio)-4-(2-oxo-1,2-dihydropyrido[2,3-b]pyrazin-8-yloxy)phenyl)urea (AA-046)

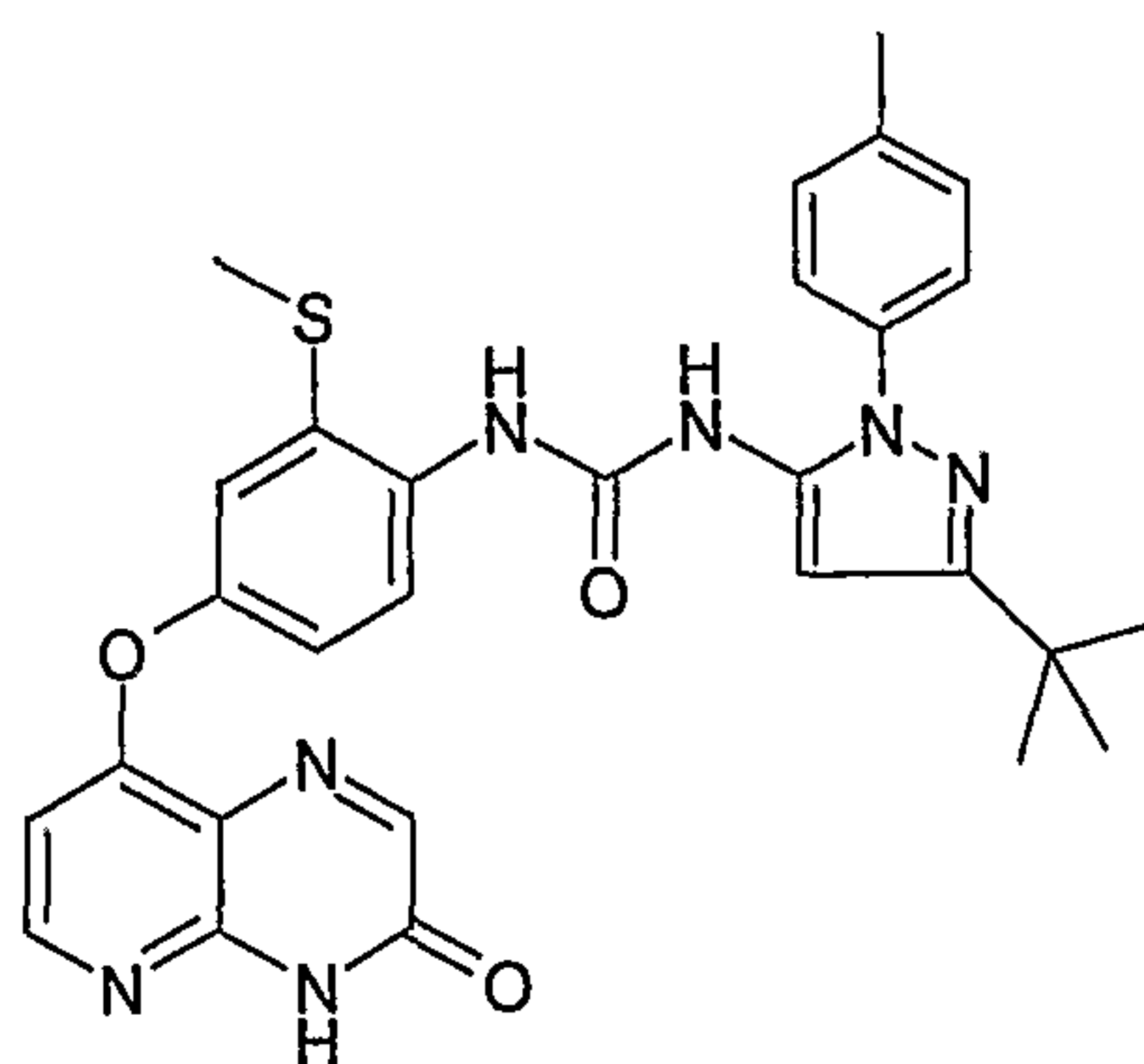


5 Using Method F2 with 8-(4-amino-3-(methylthio)phenoxy)pyrido[2,3-b]pyrazin-2(1H)-one and 2-fluoro-5-trifluoromethylphenyl isocyanate, the title compound (37mg, 73%) was obtained as a powder.

¹H-NMR (DMSO-d₆), δ (ppm), J (Hz): 2.48 (s, 3H, CH₃), 6.89 (d, 1H, H_{Py,5}, J=5.3 Hz), 7.09 (dd, 1H, H_{arom}, J=8.8 Hz, J=2.5 Hz), 7.26 (d, 1H, H_{arom}, J=2.5 Hz), 7.39 (m, 1H, H_{arom}), 7.50 (m, 1H, H_{arom}), 7.85 (d, 1H, H_{arom}, J=8.8 Hz), 8.36 (d, 1H, H_{Py,6}, J=5.2 Hz), 8.42 (s, 1H, NH or CH), 8.64 (m, 1H, H_{arom}), 8.69 (s, 1H, NH or CH), 9.54 (s, 1H, NH or CH), 12.60 (s, 1H, NH). ¹³C-NMR (DMSO-d₆), δ (ppm), J (Hz): 15.4, 110.0, 115.9, 116.1, 116.7, 117.7, 119.1, 119.4, 122.7, 124.8, 125.1, 125.4, 128.5, 132.0, 133.3, 145.3, 149.9, 152.4, 154.5. LC-MS (m/z): 506 (M+H, 100), rt=5.00min.

Synthesis 84

1-(3-*tert*-butyl-1-*p*-tolyl-1H-pyrazol-5-yl)-3-(2-(methylthio)-4-(3-oxo-3,4-dihydropyrido[2,3-b]pyrazin-8-yloxy)phenyl)urea (AA-017)



20 Using Method F2 with 8-(4-amino-3-(methylthio)phenoxy)pyrido[3,2-b]pyrazin-3(4H)-one and *tert*-butyl-5-isocyanato-1-*p*-tolyl-1H-pyrazole, the title compound (5mg, 8%) was obtained as a white powder after purification on silica gel (Eluent: DCM/EtOAc: 1/1, R_f=0.57).

25 ¹H-NMR (CDCl₃), δ (ppm), J (Hz): 1.31 (s, 9H, *tert*- Bu), 2.23 (s, 3H, CH₃), 2.31 (s, 3H, SCH₃), 6.30 (s, 1H), 6.36 (s, 1H), 6.49 (d, 1H, H_{Py}, J=5.8 Hz), 7.02 (dd, 1H, H_{arom}, J=8.9

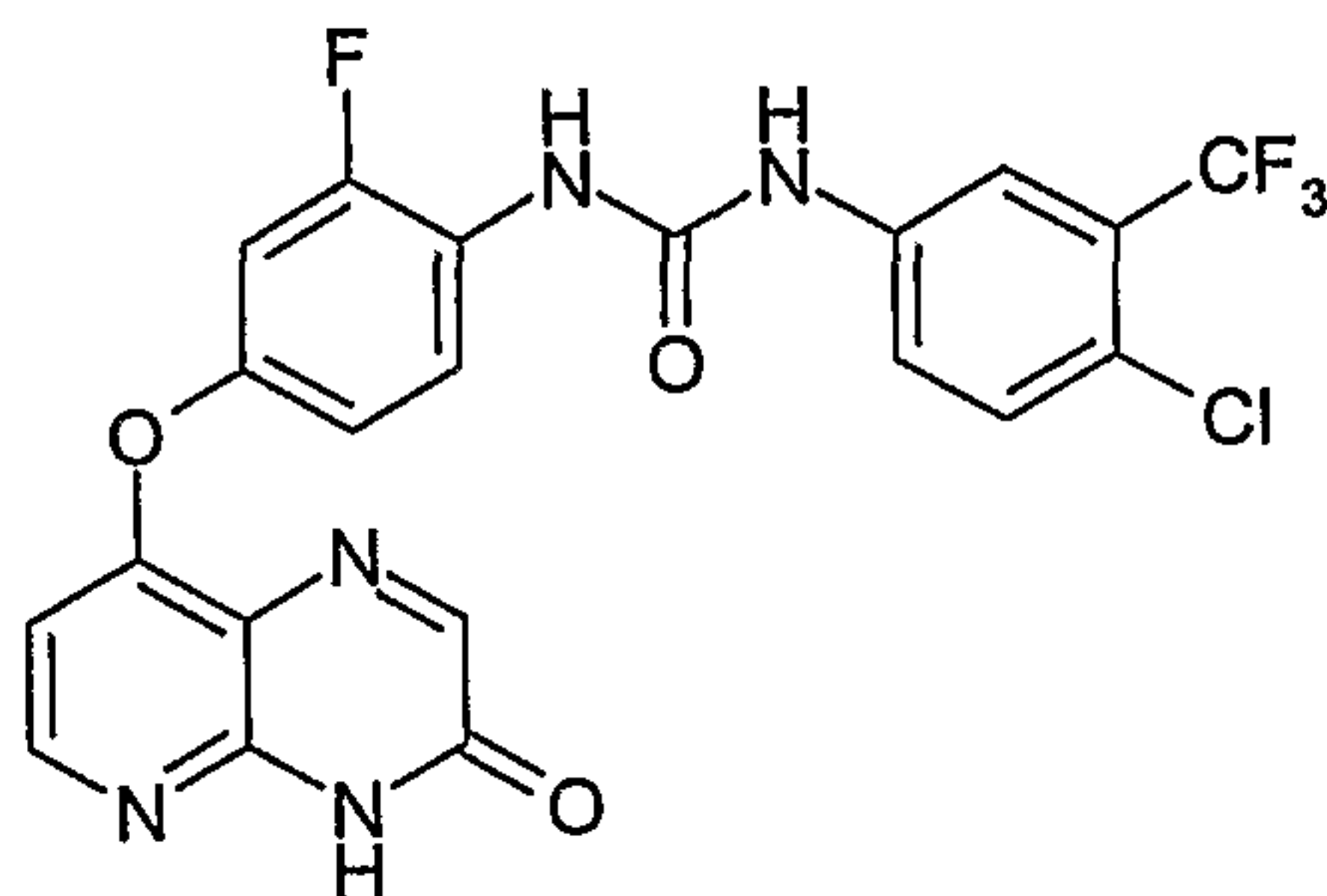
- 142 -

Hz, $J=2.7$ Hz), 7.19 (m, 4H, H_{arom}), 7.31 (d, 1H, H_{arom} , $J=8.3$ Hz), 7.81 (s, 1H, NH or CH), 8.16 (d, 1H, H_{arom} , $J=8.9$ Hz), 8.26 (s, 1H, NH or CH), 8.30 (d, 1H, H_{Py} , $J=5.8$ Hz), 11.37 (s, 1H, NH). LC-MS (m/z): 556 (M+H, 100).

5

Synthesis 85

1-(4-Chloro-3-(trifluoromethyl)phenyl)-3-(2-fluoro-4-(3-oxo-3,4-dihydro pyrido [2,3-b]pyrazin-8-yloxy)phenyl)urea (AA-025)

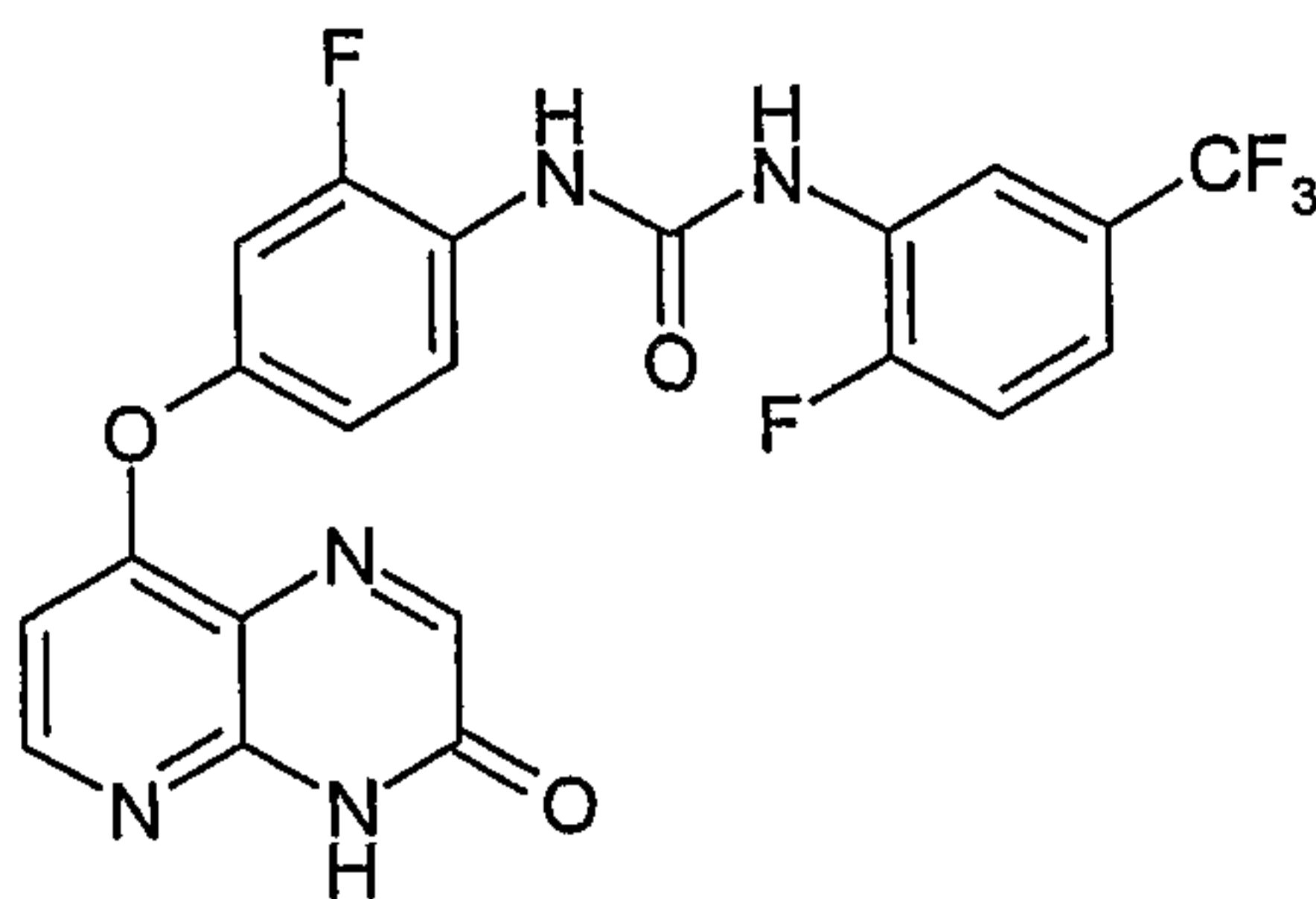


Method F2 was used with 8-(4-amino-3-fluorophenoxy)pyrido[2,3-b]pyrazin-3(4H)-one and 3-trifluoromethyl-4-chloro-phenylisocyanate to afford the title compound, yield: 88%.
 $^1\text{H-NMR}$ (DMSO- d_6), δ (ppm), J (Hz): 6.67 ppm (d, 1H, $J=5.5$ Hz, H_{Py}), 7.06 (d, 1H, H_{arom}), 7.30 (d, 1H, H_{arom}), 7.66 (m, 2H, H_{arom}), 8.12 (m, 2H, H_{arom}), 8.17 (s, 1H, H_{arom}), 8.38 (d, $J=5.5$ Hz, H_{Py}), 8.88 (s, 1H, NH), 9.92 (s, 1H, NH), 12.91 (br s, 1H, NHAr); ^{19}F NMR (470 MHz, DMSO- d_6): $\delta=-61.5, -124.2$ ppm; LC-MS (m/z): 494.1 (M+H, 100), $rt=5.24$ min; HRMS (6.17 min): m/z calcd. for $\text{C}_{21}\text{H}_{13}\text{ClF}_4\text{N}_5\text{O}_3$ [M+H $^+$]: 494.06376; found: 494.06335.

15

Synthesis 86

1-(2-Fluoro-5-(trifluoromethyl)phenyl)-3-(2-fluoro-4-(3-oxo-3,4-dihydro pyrido [2,3-b]pyrazin-8-yloxy)phenyl)urea (AA-026)



20

Method F2 was used with 8-(4-amino-3-fluorophenoxy)pyrido[2,3-b]pyrazin-3(4H)-one and 2-fluoro-5-trifluoromethyl-phenylisocyanate to afford the title compound, yield = 80%.

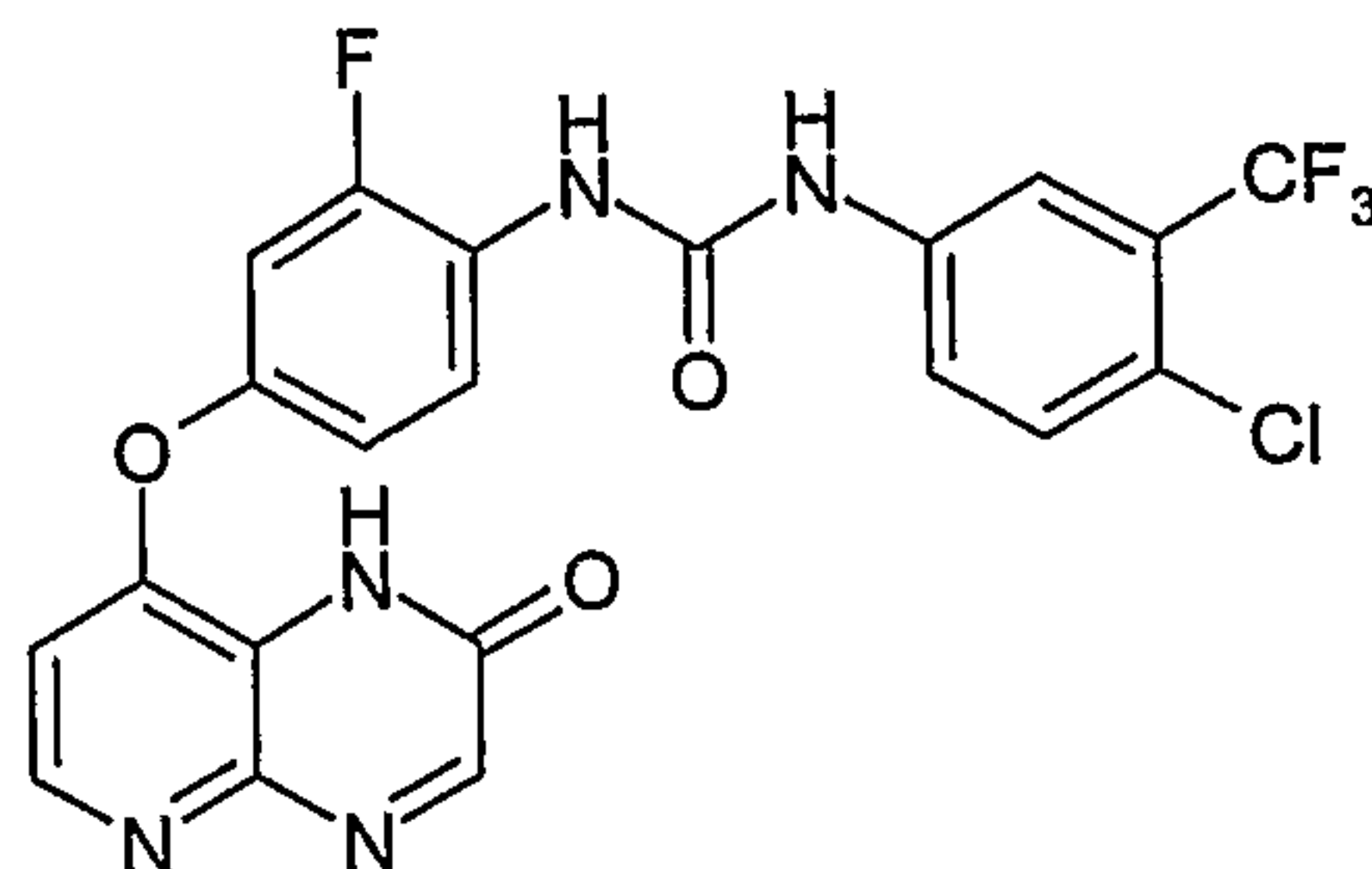
$^1\text{H-NMR}$ (DMSO- d_6), δ (ppm), J (Hz): 6.67 ppm (d, 1H, $J=5.5$ Hz, H_{Py}), 7.08 (m, 1H, H_{arom}), 7.34 (m, 1H, H_{arom}), 7.40 (m, 1H, H_{arom}), 7.51 (m, 1H, H_{arom}), 8.17 (s, 1H, H_{arom}), 8.23 (t, $J=8.1$ Hz, H_{arom}), 8.38 (d, $J=5.5$ Hz, H_{Py}), 8.64 (m, 1H, H_{arom}), 9.20 (s, 1H, NH), 9.35 (s, 1H, NH), 12.91 (br s, 1H, NHAr); ^{19}F NMR (470 MHz, DMSO- d_6): $\delta=-60.8, -124.0, 125.2$ ppm; LC-MS (m/z): 478.1 (M+H, 100), $rt=5.04$ min; HRMS (3.38 min): m/z calcd. for $\text{C}_{21}\text{H}_{13}\text{F}_5\text{N}_5\text{O}_3$ [M+H $^+$]: 478.09331; found: 478.09355.

25

- 143 -

Synthesis 87

1-(4-Chloro-3-(trifluoromethyl)phenyl)-3-(2-fluoro-4-(2-oxo-1,2-dihydro pyrido [2,3-b]pyrazin-8-yloxy)phenyl)urea (AA-048)



5

Method F2 was used with 8-(4-amino-3-fluorophenoxy)pyrido[2,3-b]pyrazin-2(1H)-one and 3-trifluoromethyl-4-chloro-phenylisocyanate to afford the title compound as a beige powder. Yield: 60 mg (79%).

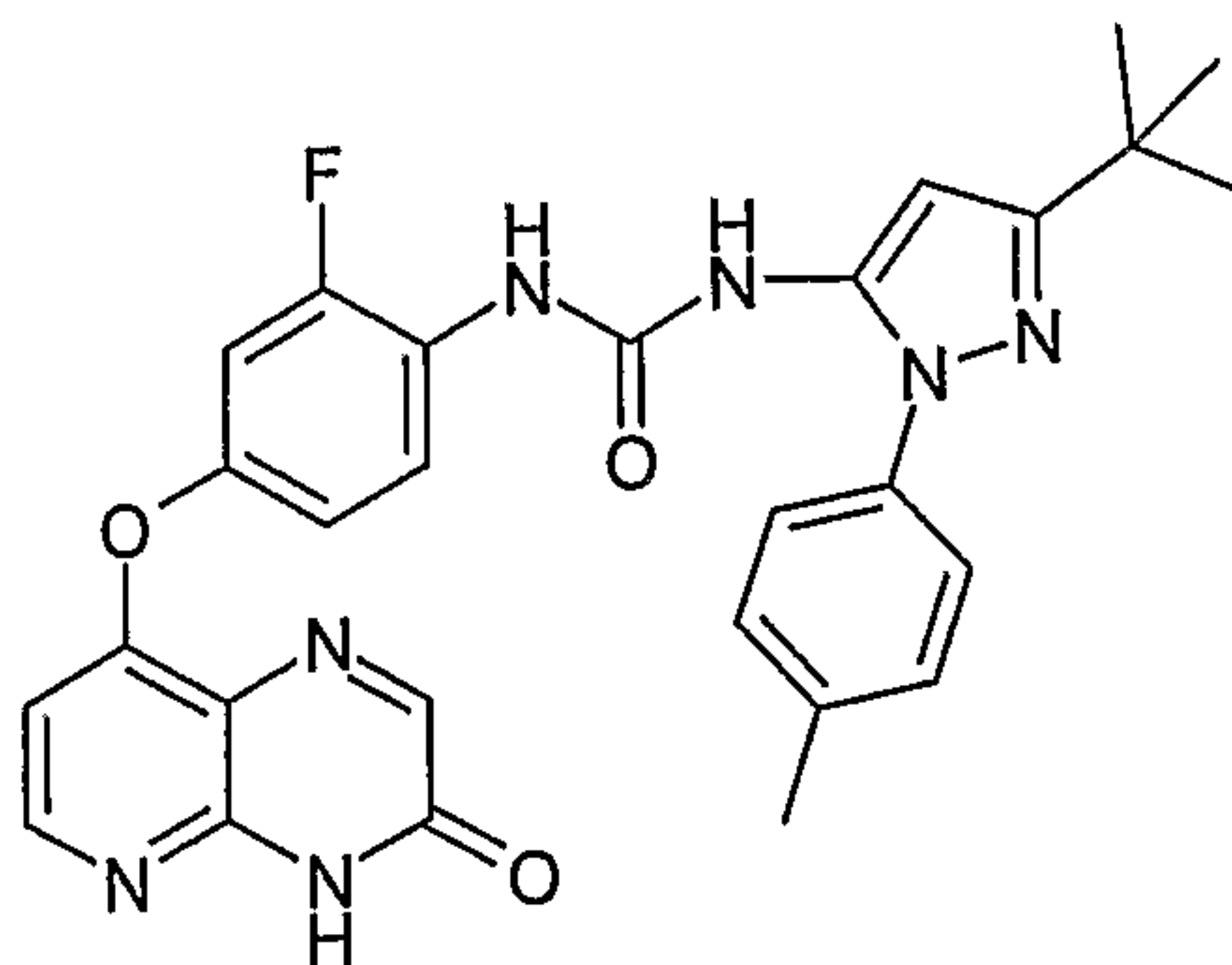
10 $^1\text{H-NMR}$ (DMSO- d_6), δ (ppm), J (Hz): 6.93 ppm (d, J=5.5 Hz, 1H, H_{Py}), 7.08 (m, 1H, H_{arom}), 7.30 (m, 1H, H_{arom}), 7.64 (m, 2H, H_{arom}), 8.12 (m, 2H, H_{arom}), 8.37 (d, J=5.5 Hz, 1H, H_{Py}), 8.41 (s, 1H, H_{arom}), 8.78 (s, 1H, NH), 9.57 (s, 1H, NH), 12.58 (br s, 1H, NHAr); $^{13}\text{C-NMR}$ (DMSO- d_6), δ (ppm), J (Hz): 116.5, 108.6 110.4, ppm (d, $J_{\text{FC}}=23$ Hz), 154.9 (br), 116.6 (d, $J_{\text{FC}}=6$ Hz), 121.7, 122.6, 123.0, 123.5, 123.8, 124.6 (d, $J_{\text{FC}}=11$ Hz), 125.3, 15

126.0, 126.8 (qu, $J_{\text{FC}}=30$ Hz), 128.5, 132.1, 139.1, 144.4 (br), 145.3, 148.9 (d, $J_{\text{FC}}=10$ Hz), 152.2, 152.8 (d, $J_{\text{FC}}=248$ Hz); $^{19}\text{F NMR}$ (470 MHz, DMSO- d_6): $\delta=-61.5, -125.0$ ppm; LC-MS (m/z): 494.1 (M+H, 100), $rt=4.89$ min; HRMS (3.38 min): m/z calcd. for $\text{C}_{21}\text{H}_{13}\text{F}_5\text{N}_5\text{O}_3$ [M+H $^+$]: 478.09331; found: 478.09355.

20

Synthesis 88

1-(3-*tert*-butyl-1-*p*-tolyl-1H-pyrazol-5-yl)-3-(2-fluoro-4-(3-oxo-3,4-dihydropyrido [3,2-b]pyrazin-8-yloxy)phenyl)urea (AA-018)



25

Method F2 was used with 8-(4-amino-3-fluorophenoxy)pyrido[2,3-b]pyrazin-3(4H)-one and 3-*tert*-butyl-5-isocyanato-1-*p*-tolyl-1H-pyrazole to afford the title compound as an off-white solid. Yield: 35 mg (42%).

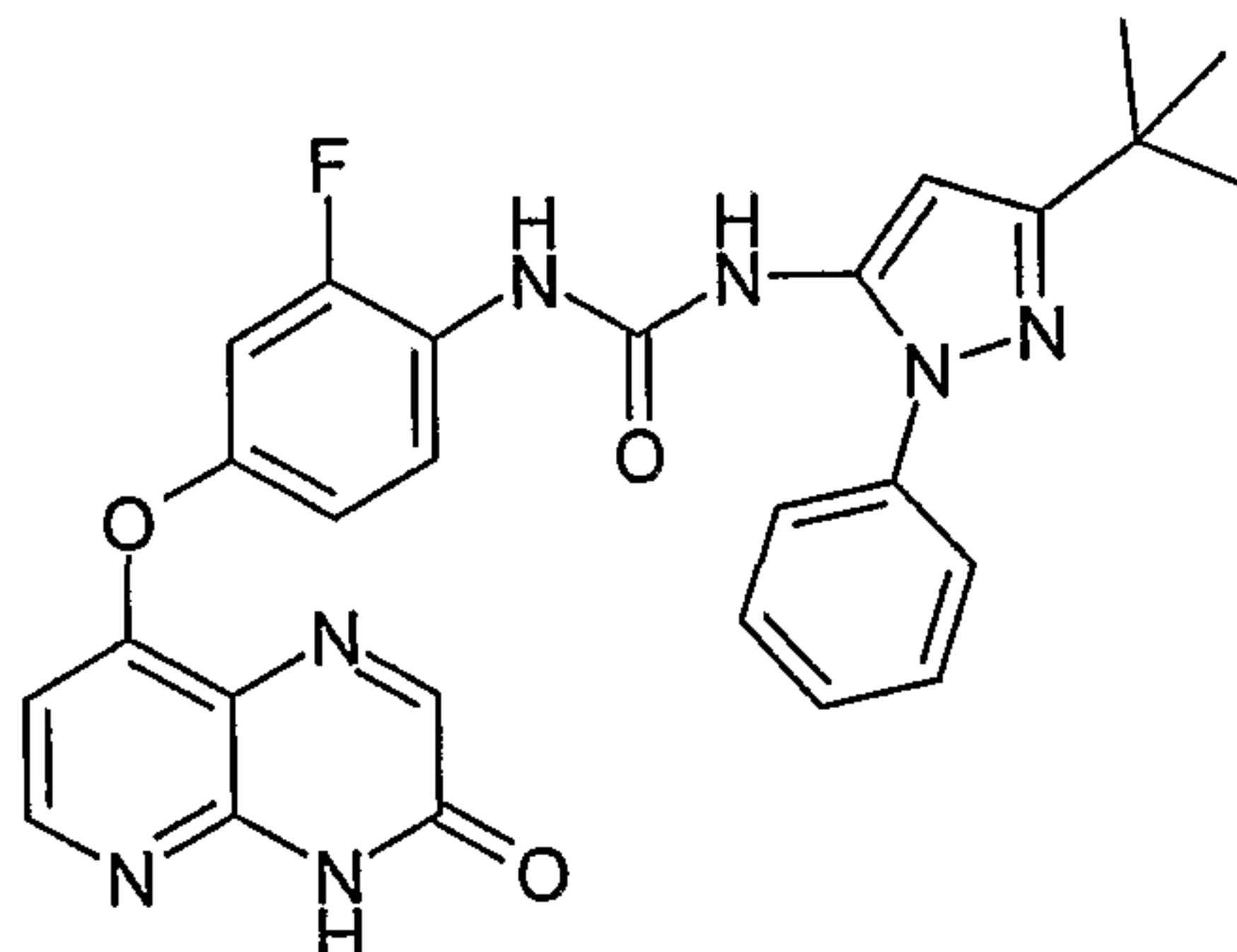
- 144 -

¹H-NMR (DMSO-d₆), δ (ppm), J (Hz): 1.28 ppm (s, 9H, *tert*- Bu), 2.40 (s, 3H, CH₃), 6.39 (s, 1H, H_{Py}), 6.66 (d, J=5.6 Hz, 1H, H_{Py}), 7.41-7.29 (m, 5H, H_{arom}), 7.06 (m, 1H, H_{arom}), 8.21-8.17 (m, 2H, H_{arom}), 8.38 (d, J=5.6 Hz, 1H, H_{Py}), 8.79 (s, 1H, NH), 9.00 (s, 1H, NH), 12.93 (br s, 1H, NH_{arom}); ¹⁹F NMR (470 MHz, DMSO-d₆): δ = -125.2 ppm;

5 LC-MS (*m/z*): 528.1 (M+H, 100), rt=5.07 min; HRMS (6.12 min): *m/z* calcd. for C₂₈H₂₆FN₇NaO₃ [M+Na⁺]: 514.09090; found: 514.09051.

Synthesis 89

10 1-(3-*tert*-butyl-1-phenyl-1H-pyrazol-5-yl)-3-(2-fluoro-4-(3-oxo-3,4-dihydropyrido [3,2-b]pyrazin-8-yloxy)phenyl)urea (AA-019)



Method F2 was used with 8-(4-amino-3-fluorophenoxy)pyrido[2,3-b]pyrazin-3(4H)-one and 3-*tert*-butyl-5-isocyanato-1-phenyl-1H-pyrazole to afford the title compound.

Yield: 50 mg (60%) of a cream colored solid.

15

¹H-NMR (DMSO-d₆), δ (ppm), J (Hz): 1.28 ppm (s, 9H, *tert*- Bu), 6.40 (s, 1H, H_{pyr}), 6.66 (d, J=5.6 Hz, 1H, H_{Py}), 7.04 (m, 1H, H_{arom}), 7.29 (m, 1H, H_{arom}), 7.42 (m, 1H, H_{arom}), 7.55-7.53 (m, 4H, H_{arom}), 8.17-8.16 (m, 2H, H_{arom}), 8.37 (d, J=5.6 Hz, 1H, H_{Py}), 8.83 (s, 1H, NH), 8.98 (s, 1H, NH), 12.90 (br s, 1H, NHAr); ¹³C-NMR (DMSO-d₆), δ (ppm), J (Hz):

20

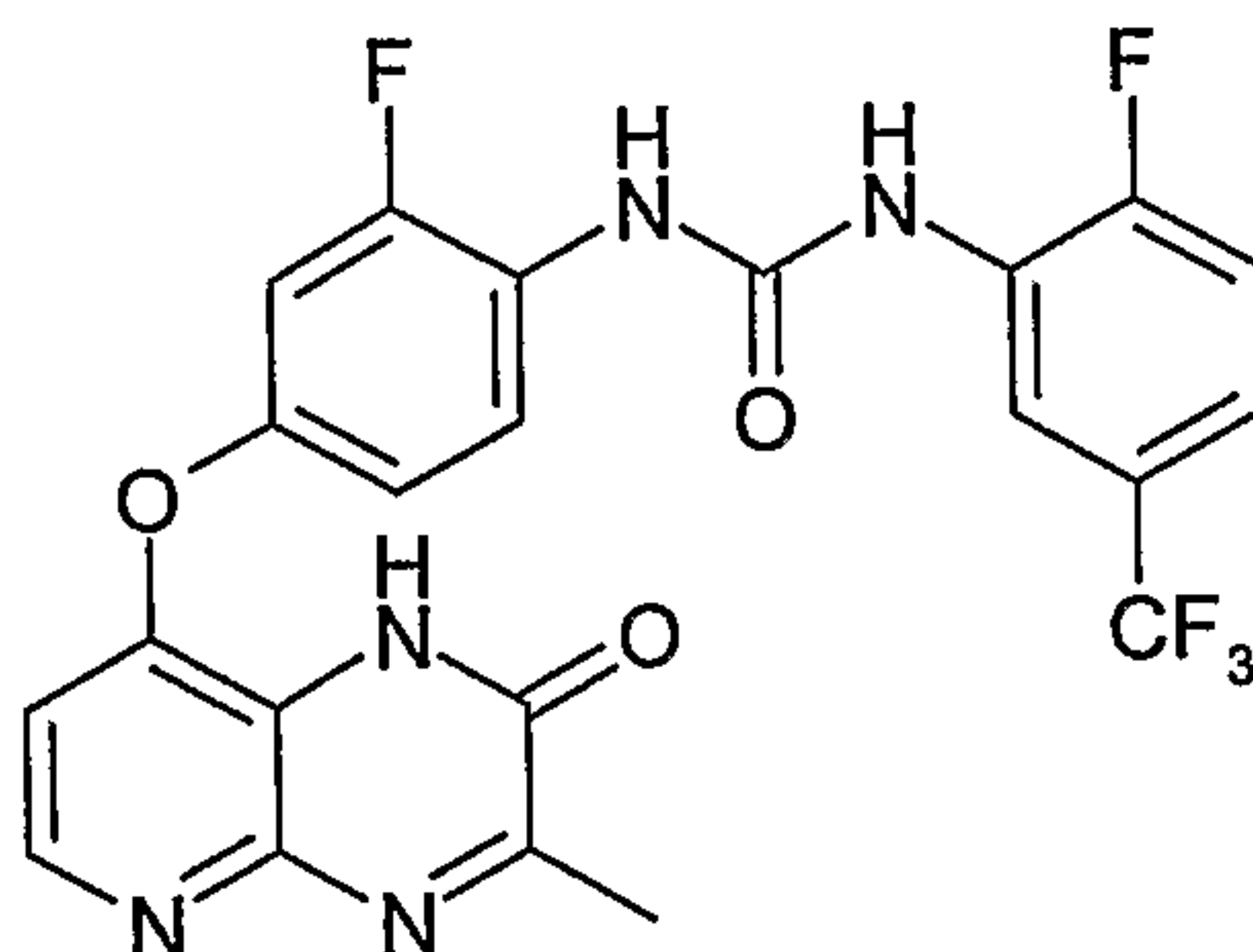
30.2, 32.0, 95.1, 106.5, 108.5 (d, J_{FC}=22 Hz), 116.4 (d, J_{FC}=3 Hz), 118.4, 121.8, 124.4, 124.9 (d, J_{FC}=12 Hz), 127.4, 129.3, 136.9, 138.4, 145.5, 148.6 (d, J_{FC}=10 Hz), 151.2, 151.3, 152.2, 152.3 (d, J_{FC}=245 Hz), 153.3, 156.4, 160.5, 160.8, 171.2; ¹⁹F NMR (470 MHz, DMSO-d₆): δ = -125.2 ppm; LC-MS (*m/z*): 514.2 (M+H, 100), rt=4.93 min; HRMS (5.95 min): *m/z* calcd. for C₂₇H₂₅FN₇O₃ [M+H⁺]: 514.19974; found: 514.19964.

25

- 145 -

Synthesis 90

1-(2-fluoro-4-(3-methyl-2-oxo-1,2-dihydropyrido[3,2-b]pyrazin-8-yloxy)phenyl)-3-(2-fluoro-5-(trifluoromethyl)phenyl)urea (AA-049)

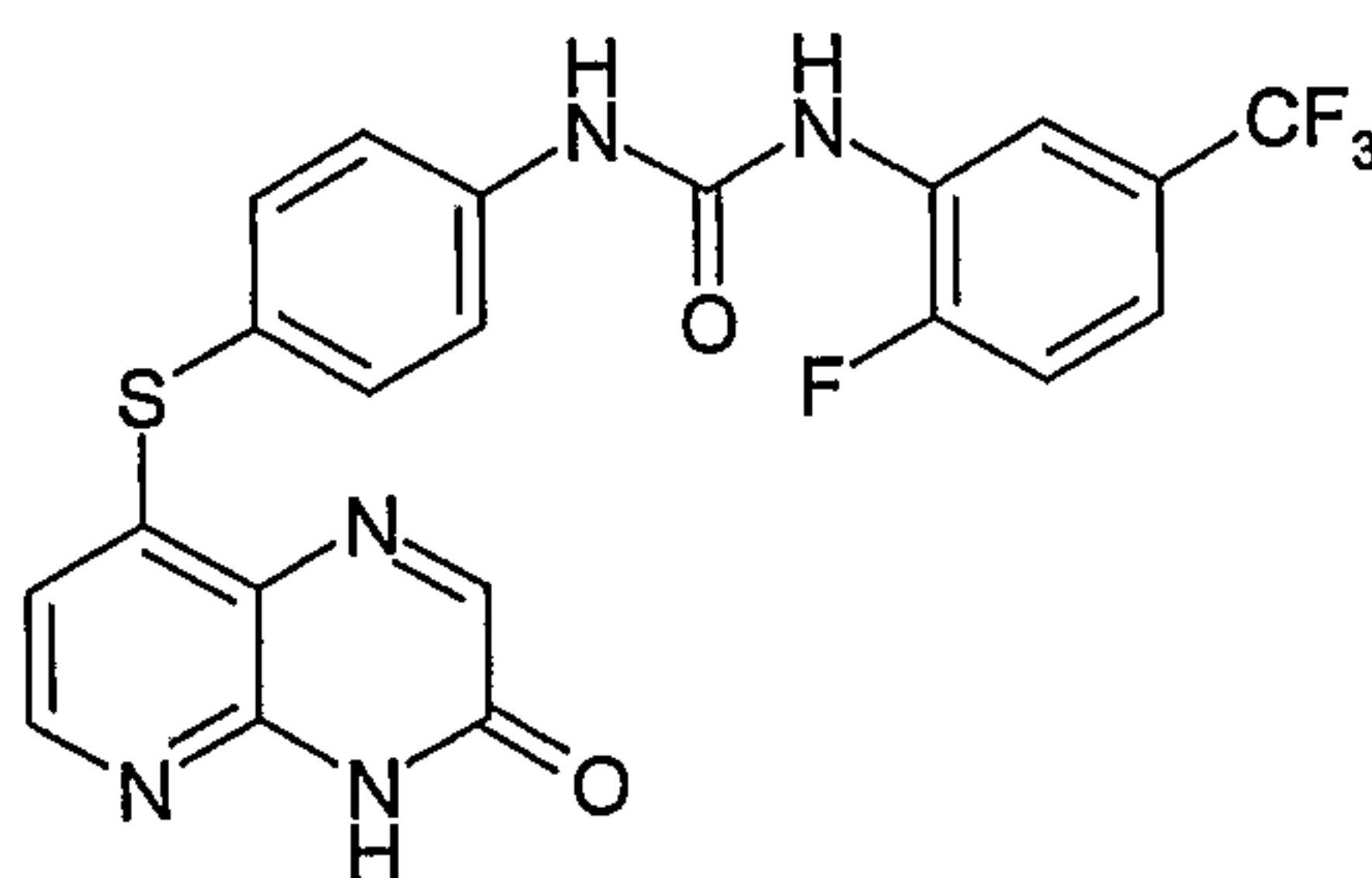


- 5 Method F2 was used with 8-(4-amino-3-fluorophenoxy)-3-methylpyrido[3,2-b]pyrazin-2(1H)-one and 2-fluoro-5-trifluoromethylphenyl isocyanate to afford the title compound.; yield = 85%.

10 ¹H-NMR (DMSO-d₆), δ (ppm), J (Hz): 2.49 ppm (s, 3H, CH₃) 6.89 (d, 1H, J=5.6 Hz, *H_{Py}*), 7.08 (m, 1H, *H_{arom}*), 7.32 (m, 1H, *H_{arom}*), 7.41 (m, 1H, *H_{arom}*), 7.53 (m, 1H, *H_{arom}*), 8.23 (t, 1H, *H_{arom}*), 8.33 (d, J=5.6 Hz, 1H, *H_{Py}*), 8.64 (m, 1H, *H_{arom}*), 9.19 (s, 1H, NH), 9.35 (s, 1H, NH), 12.42 (br s, 1H, NH_{arom}); ¹³C-NMR (DMSO-d₆), δ (ppm), J (Hz): 28.0, 79.4, 106.8, 109.0, 116.0, 118.5, 123.9, 125.8, 145.6, 150.5, 151.2, 152.2, 153.1, 156.4, 160.3; ¹⁹F NMR (470 MHz, DMSO-d₆): δ=-60.7, -124.0, -125.3 ppm; LC-MS (*m/z*): 492.1 (M+H, 100), 15 rt=4.98 min; HRMS (6.04 min): *m/z* calcd. for C₂₂H₁₄F₅N₅NaO₃ [M+Na⁺]: 514.09090; found: 514.09051.

Synthesis 91

20 1-(2-Fluoro-5-(trifluoromethyl)phenyl)-3-(4-(3-oxo-3,4-dihydropyrido[2,3-b]pyrazin-8-ylthio)phenyl)urea (AA-027)



Method F2 was used with 8-(4-aminophenylthio)pyrido[2,3-b]pyrazin-3(4H)-one (36.7 mg, 136 μmol) and 2-fluoro-5-trifluoromethyl-phenylisocyanate (22.5 μL, 156 136 μmol) to afford the title compound. Yield: 53 mg (82%).

25 ¹H-NMR (DMSO-d₆), δ (ppm), J (Hz): 6.40 (d, J=5.3, 1H, *H_{Py}*), 7.43 (m, 1H, *H_{arom}*), 7.52 (m, 1H, *H_{arom}*), 7.60 (d, J=8.3, 2H, *H_{arom}*), 7.70 (d, J=8.3, 2H, *H_{arom}*), 8.20-8.22 (m, 2H, *H_{Py}*), 8.62 (m, 1H, *H_{arom}*), 9.03 (d, ⁴J_{FH}=2.6, 1H, NH), 9.53 (s, 1H, NH), 12.87 (br s, 1H, NH); ¹³C-NMR (DMSO-d₆), δ (ppm), J (Hz): 114.6, 116.2 (d, J_{FC}=21.1), 116.8 (m), 119.6,

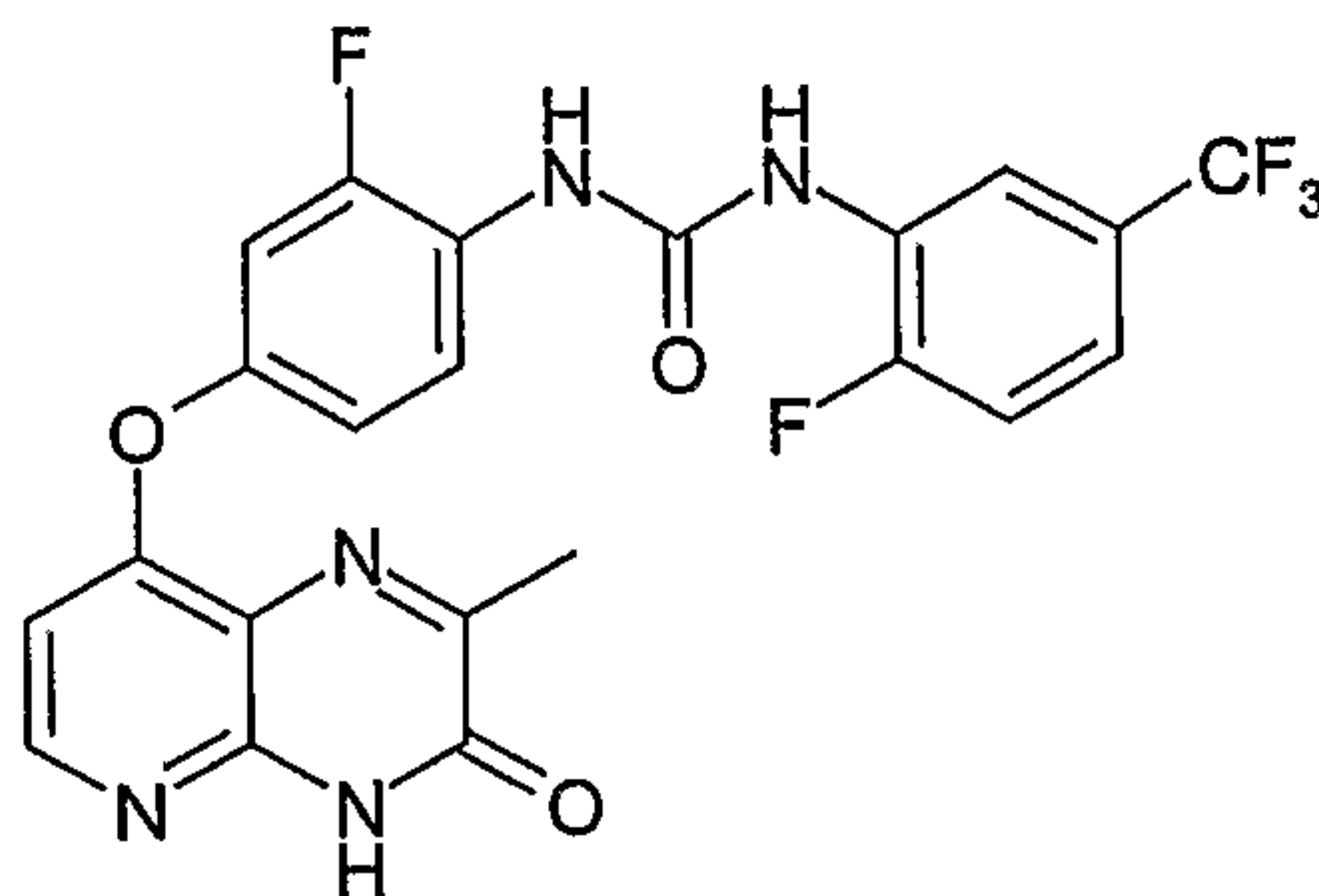
- 146 -

119.7, 122.8, 123.0, 125.1 (d, $J_{FC}=40$), 125.4 (m), 128.4 (d, $J_{FC}=11.1$), 136.9, 141.2, 143.4, 150.0, 151.0, 152.0, 152.4, 153.6 (d, $J_{FC}=21.1$), 156.8; LC-MS (m/z): 476.0 (M+H, 100), $rt=5.42$ min; HRMS (6.53 min): m/z calcd. for $C_{21}H_{14}F_4N_5O_2S$ [M+H⁺]: 476.07988; found: 476.07980.

5

Synthesis 92

1-(2-Fluoro-4-(2-methyl-3-oxo-3,4-dihydropyrido[2,3-*b*]pyrazin-8-yloxy)phenyl)-3-(2-fluoro-5-(trifluoromethyl)phenyl)urea (AA-028)

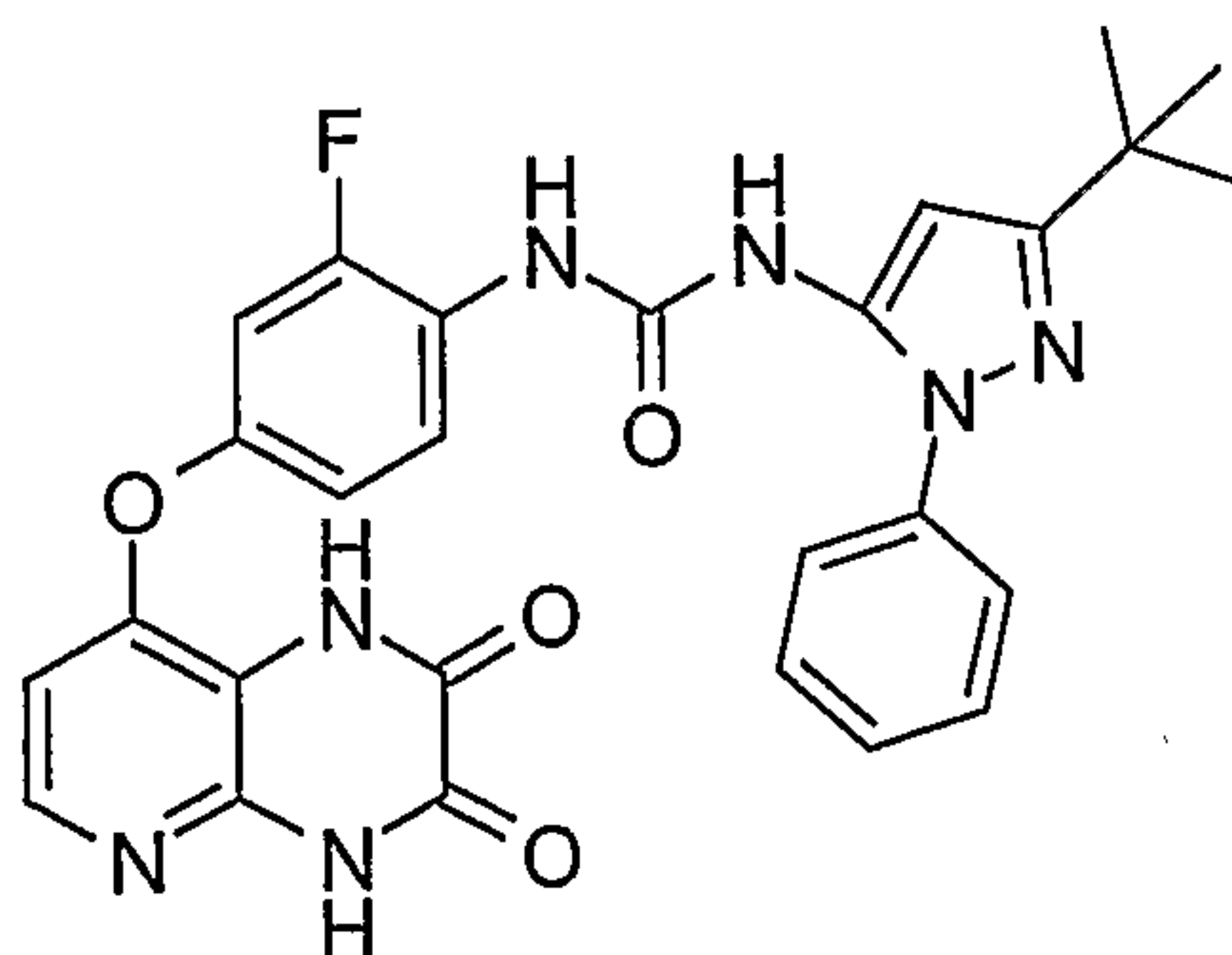


10 Method F2 was used with 2-fluoro-5-trifluoromethyl-phenylisocyanate and 8-(4-amino-3-fluorophenoxy)-2-methylpyrido[2,3-*b*]pyrazin-3(4H)-one to afford the title compound, yield 81%.

15 ¹H-NMR (DMSO-*d*₆), δ (ppm), J (Hz): 2.43 (s, 3H, CH₃), 6.60 (d, J=5.4, 1H, *H*_{Py}), 7.07 (m, 1H, *H*_{arom}), 7.33 (m, 1H, *H*_{arom}), 7.41 (m, 1H, *H*_{arom}), 7.51 (m, 1H, *H*_{arom}), 8.24 (m, 1H, *H*_{arom}), 8.29 (m, 1H, *H*_{arom}), 8.64 (d, J=5.4, 1H, *H*_{Py}), 9.20 (s, 1H, NH), 9.35 (s, 1H, NH);
¹³C NMR (126 MHz, DMSO-*d*₆): $\delta=160.3, 156.4, 153.1, 152.2, 151.2, 150.5, 145.6, 125.8, 123.9, 118.5, 116.0, 109.0, 106.8, 79.4, 28.0$ ppm; ¹⁹F NMR (470 MHz, DMSO-*d*₆): $\delta=-60.7, -124.0, -125.3$ ppm; LC-MS (m/z): 492.1(M+H, 100), 5.17 min; HRMS (7.15 min):
 20 m/z calcd. for $C_{22}H_{14}F_5N_5O_3$ [M+H⁺]: 492.10896; found: 492.10843.

Synthesis 93

1-(3-*Tert*-butyl-1-phenyl-1*H*-pyrazol-5-yl)-3-(4-(2,3-dioxo-1,2,3,4-tetrahydropyrido[3,2-*b*]pyrazin-8-yloxy)-2-fluorophenyl)urea (AA-091)



25

Method F2 was used with 8-(4-amino-3-fluorophenoxy)pyrido[3,2-*b*]pyrazine-2,3(1*H*,4*H*)-dione (50 mg, 173 μ mol) and a solution of 3-*tert*-butyl-5-isocyanato-1-phenyl-1*H*-pyrazole

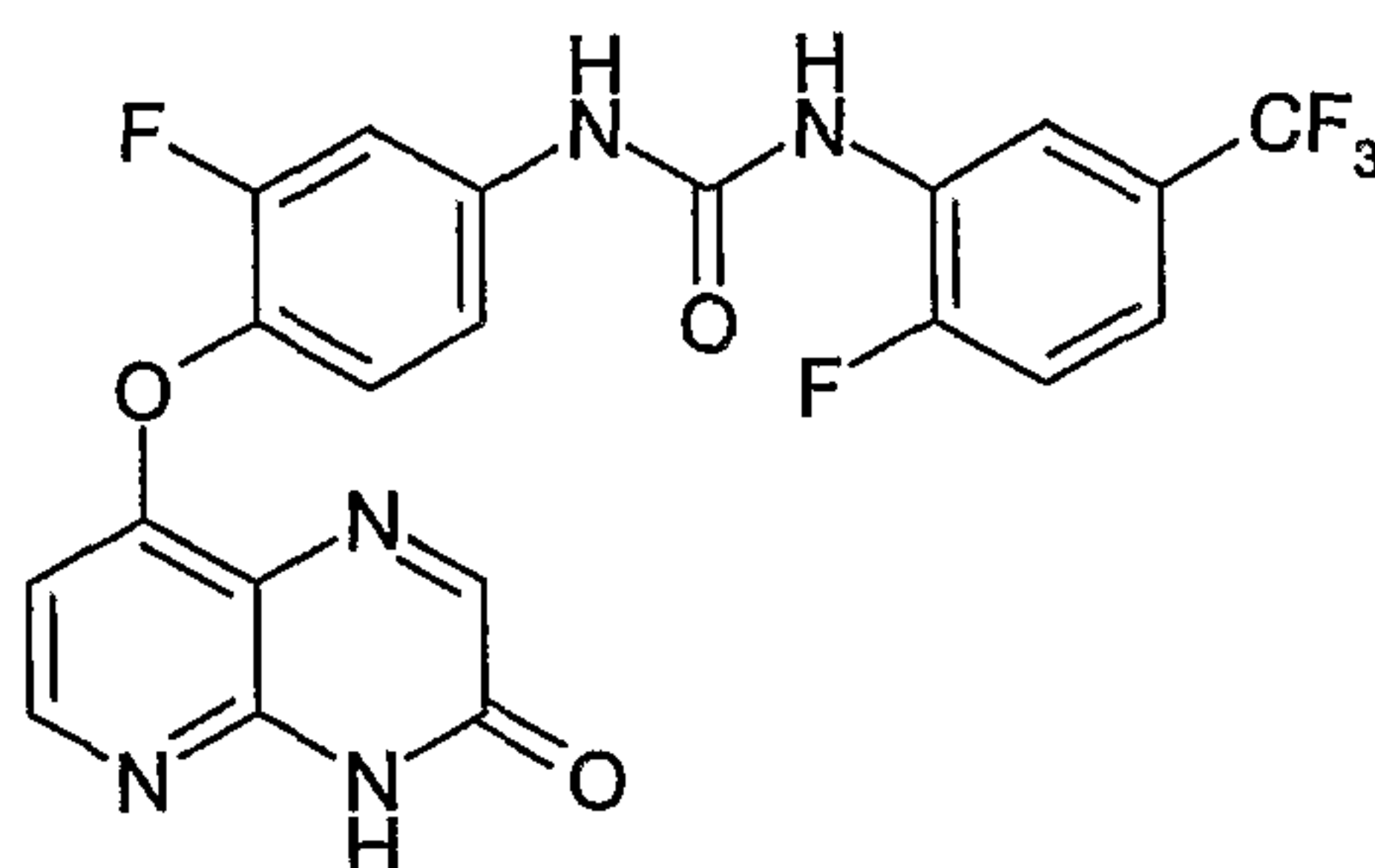
- 147 -

(5.7 mL of a 61 mM solution in CH₂Cl₂, 347 μmol) to give the title compound as a white solid. Yield: 65 mg (71%).

¹H-NMR (DMSO-d₆), δ (ppm), J (Hz): 1.28 (s, 9H, *tert*-Bu), 6.38 (s, 1H, *pyrazoleH*), 6.57 (d, 1H, J=5.3, *H_{py}*), 7.00 (m, 1H, *H_{arom}*), 7.22 (m, 1H, *H_{arom}*), 7.42 (m, 1H, J=8.3, *H_{arom}*), 7.54 (m, 4H, *H_{arom}*), 7.96 (d, 1H, J=5.3, *H_{py}*), 8.11 (m, 1H, *H_{arom}*), 9.05 (s, 1H, *NH*), 9.10 (s, 1H, *H_{arom}*), 11.91 (br s, 1H, *NH*), 12.40 (br s, 1H, *NH*); ¹³C-NMR (DMSO-d₆), δ (ppm), J(Hz): 30.2, 32.0, 95.7, 108.2 (d, *J_{FC}*=22.4), 112.5, 116.1, 121.8, 124.3, 124.6 (d, *J_{FC}*=10.7), 127.3, 129.2, 136.9, 138.5, 140.6, 143.2, 148.7 (d, *J_{FC}*=9.8), 150.3, 151.6, 152.3 (d, *J_{FC}*=245), 154.8, 156.0, 160.8; ¹⁹F-NMR (DMSO-d₆), δ (ppm): -124.4; LC-MS (*m/z*): 531.1 (M+H, 100), *rt*=2.54 min; HRMS (3.07 min): *m/z* calcd. for C₂₇H₂₅FN₇O₄ [M+H⁺]: 530.19466; found: 530.19433.

Synthesis 94

15 1-(3-fluoro-4-(3-oxo-3,4-dihydropyrido[2,3-*b*]pyrazin-8-yloxy)phenyl)-3-(2-fluoro-5-(trifluoromethyl)phenyl)urea (AA-086)



Using Method F2 with 8-(4-amino-2-fluorophenoxy)pyrido[2,3-*b*]pyrazin-3(4H)-one (50mg, 0.18mmol), the title compound (42mg, 49%) was obtained as a brown powder.

20

¹H-NMR (DMSO-d₆), δ (ppm), J (Hz): 6.60 (d, 1H, *H_{py}*, J=5.7 Hz), 7.27-7.30 (m, 1H, *H_{arom}*), 7.44-7.49 (m, 2H, *H_{arom}*), 7.53-7.57 (m, 1H, *H_{arom}*), 7.81 (dd, 1H, *H_{arom}*, J=12.9 Hz, J=2.3 Hz), 8.24 (s, 1H, *NH* or *CH*), 8.39 (d, 1H, *H_{py}*, J=5.7 Hz), 8.63 (dd, 1H, *H_{arom}*, J=7.4 Hz and J=2.0 Hz), 9.04 (s, 1H, *NH* or *CH*), 9.54 (s, 1H, *NH* or *CH*), 13.00 (s, 1H, *NH*).

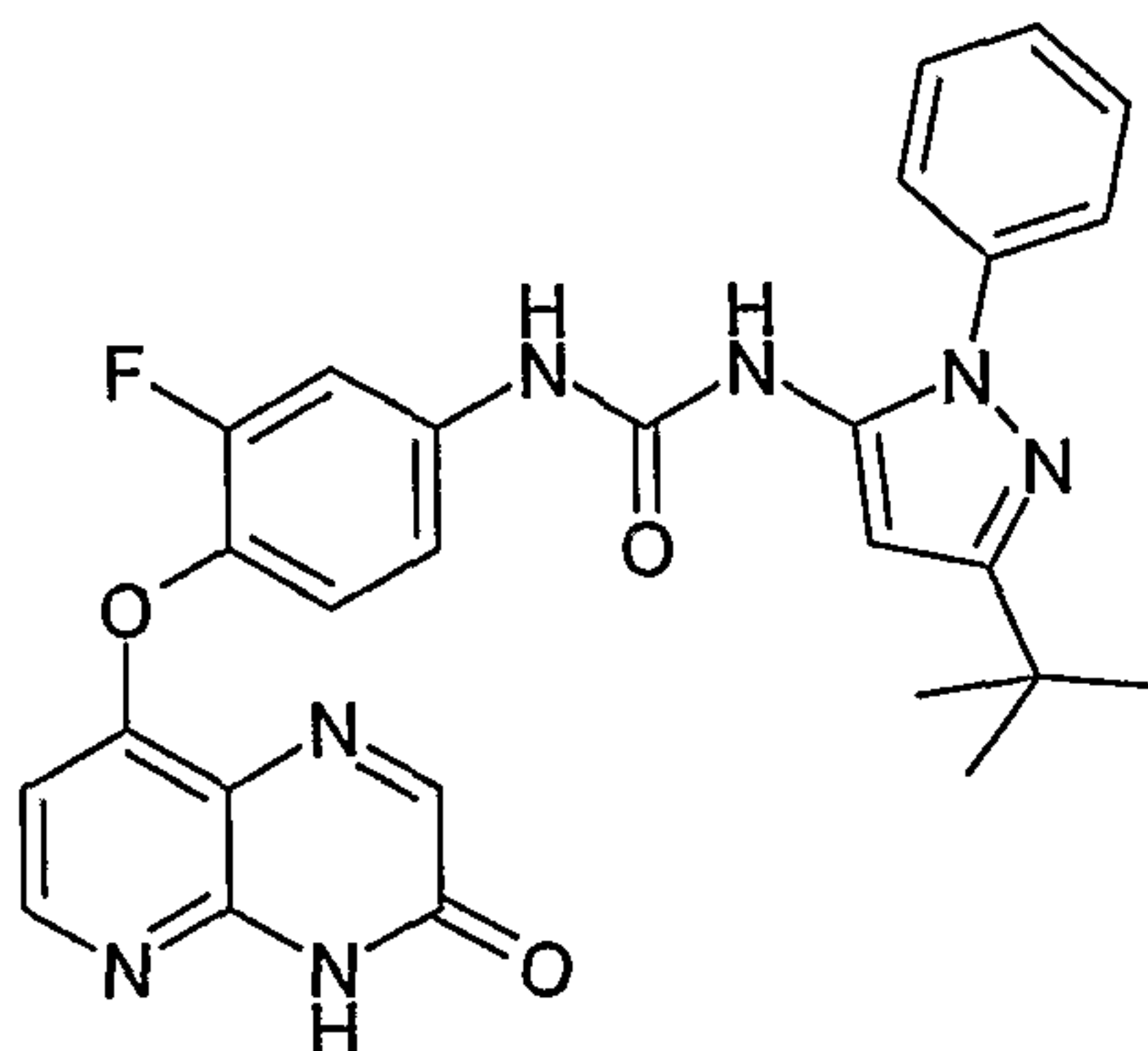
25

¹⁹F-NMR (δ, ppm, DMSO-d₆): -60.06, -123.20, -128.06. LC-MS (*m/z*): 478 (M+H, 100), *rt*=2.65min. HRMS (EI): *m/z* (M+H, 100) calcd for C₂₁H₁₂F₅N₅O₃: 478.0933; found: 478.0929.

- 148 -

Synthesis 95

1-(3-*tert*-butyl-1-phenyl-1H-pyrazol-5-yl)-3-(3-fluoro-4-(3-oxo-3,4-dihydropyrido[2,3-b]pyrazin-8-yloxy)phenyl)urea (AA-087)



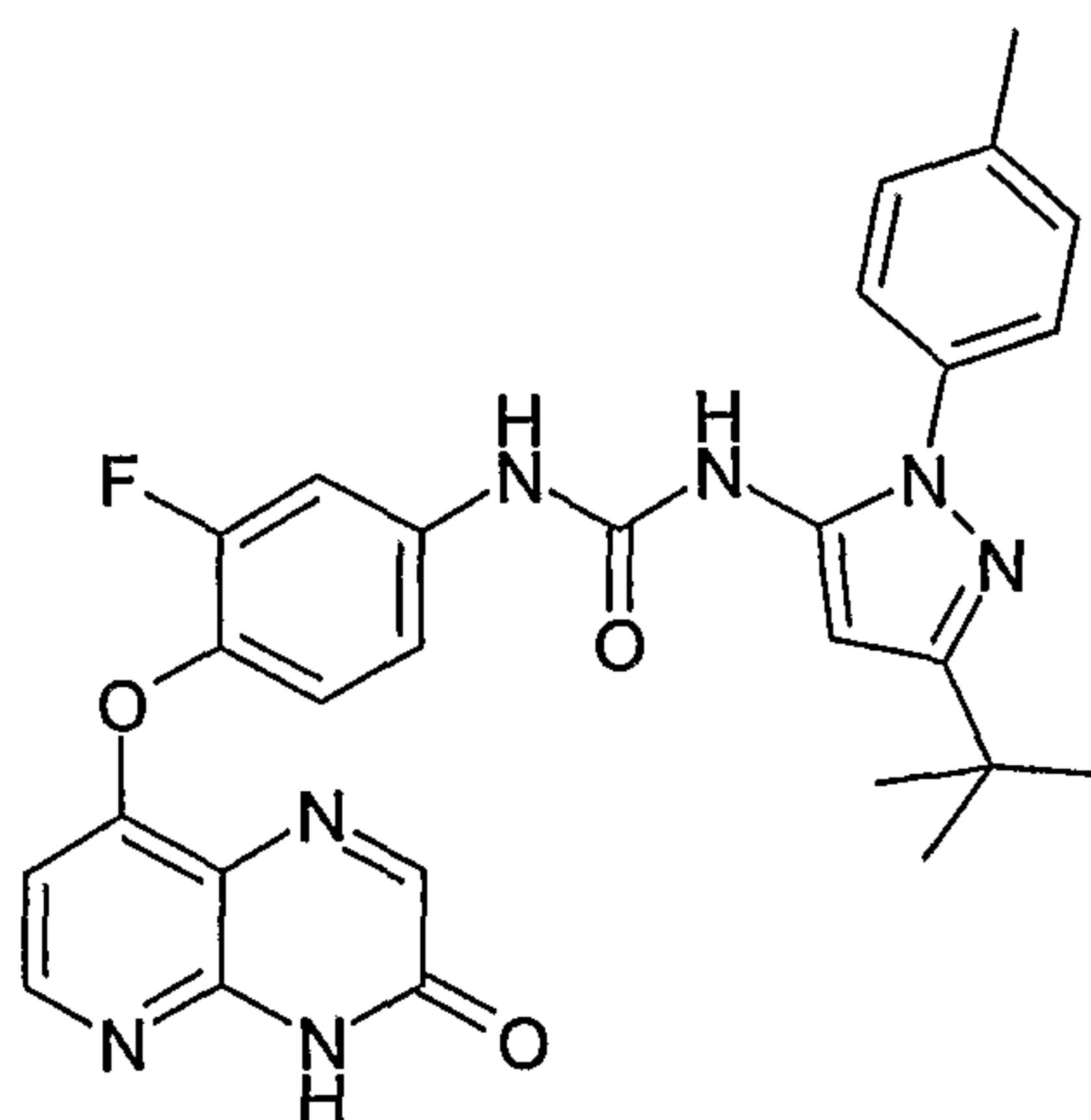
5 Using Method F2 with 8-(4-amino-2-fluorophenoxy)pyrido[2,3-b]pyrazin-3(4H)-one (50mg, 0.18mmol), the title compound (26mg, 28%) was obtained as a brown powder.

¹H-NMR (DMSO-d₆), δ (ppm), J (Hz): 1.32 (s, 9H, *tert*- Bu), 6.43 (s, 1H, CH), 6.58 (d, 1H, H_{Py} J=5.5 Hz), 7.21-7.25 (m, 1H, H_{arom}), 7.37 (t, 1H, H_{arom}, J=9.0 Hz), 7.43-7.48 (m, 1H, H_{arom}), 7.56-7.59 (m, 4H, H_{arom}), 7.74 (dd, 1H, H_{arom}, J=13.2 Hz, J=2.0 Hz), 8.23 (s, 1H, NH or CH), 8.38 (d, 1H, H_{Py}, J=5.3 Hz), 8.57 (s, 1H, NH or CH), 9.41 (s, 1H, NH or CH), 12.99 (s, 1H, NH). ¹⁹F-NMR (δ, ppm, DMSO-d₆): -128.21. LC-MS (*m/z*): 514 (M+H, 100), rt=2.61min. HRMS (EI): *m/z* (M+H, 100) calcd for C₂₇H₂₄FN₇O₃: 514.1997; found: 514.2001.

15

Synthesis 96

1-(3-*tert*-butyl-1-*p*-tolyl-1H-pyrazol-5-yl)-3-(3-fluoro-4-(3-oxo-3,4-dihydropyrido[2,3-b]pyrazin-8-yloxy)phenyl)urea (AA-088)



20 Using Method F2 with 8-(4-amino-2-fluorophenoxy)pyrido[2,3-b]pyrazin-3(4H)-one (50mg, 0.18mmol), the title compound (26mg, 27%) was obtained as a brown powder.

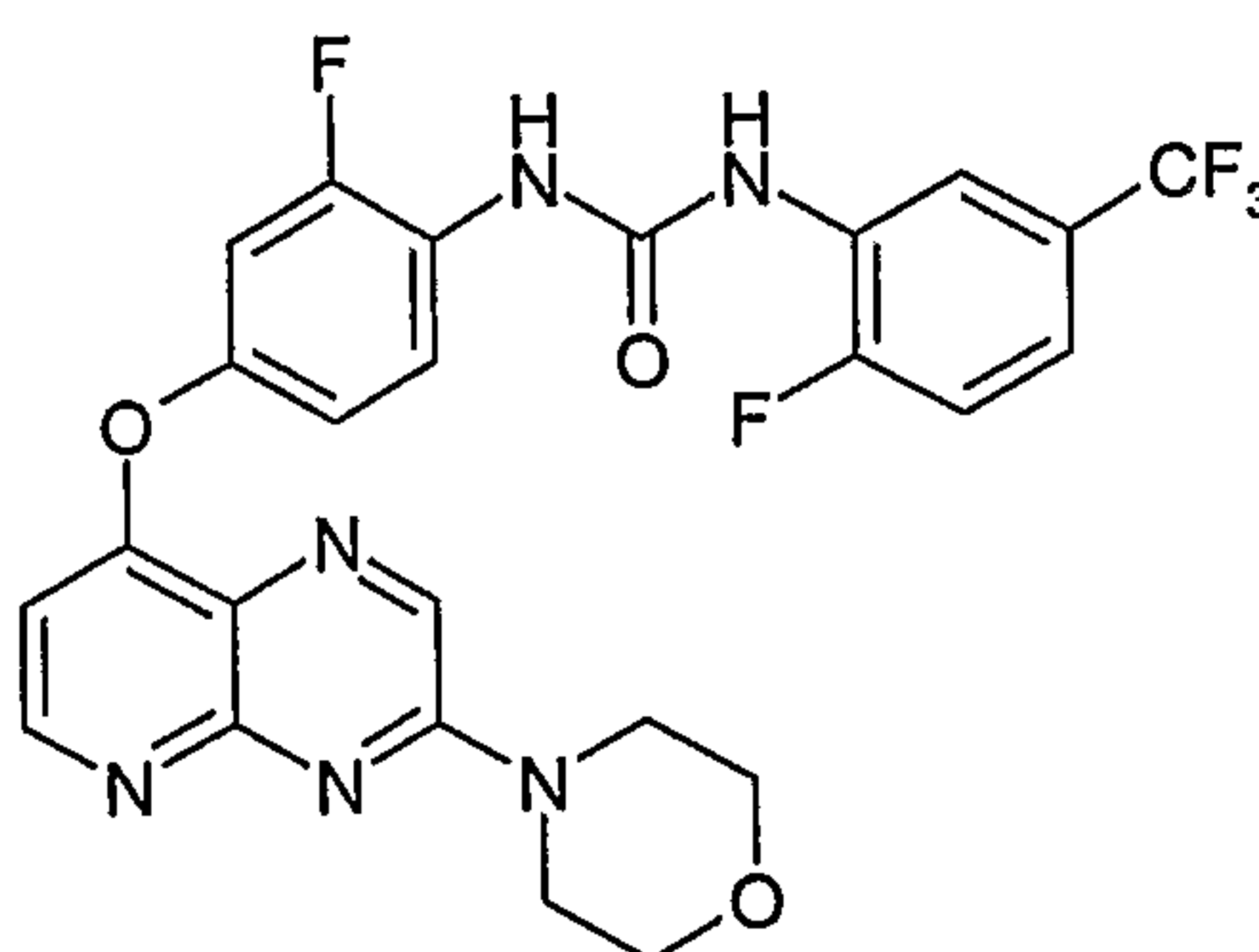
¹H-NMR (DMSO-d₆), δ (ppm), J (Hz): 1.32 (s, 9H, *tert*- Bu), 2.41 (s, 3H, CH₃), 6.41 (s, 1H, CH), 6.58 (d, 1H, H_{Py}, J=5.7 Hz), 7.21-7.24 (m, 1H, H_{arom}), 7.35-7.40 (m, 3H, H_{arom}),

- 149 -

7.42-7.45 (m, 2H, H_{arom}), 7.74 (dd, 1H, H_{arom} , $J=13.2$ Hz, $J=2.2$ Hz), 8.23 (s, 1H, NH or CH), 8.38 (d, 1H, H_{Py} , $J=5.7$ Hz), 8.51 (s, 1H, NH or CH), 9.41 (s, 1H, NH or CH), 12.99 (s, 1H, NH). ^{19}F -NMR (δ , ppm, DMSO- d_6): -128.21. LC-MS (m/z): 528 (M+H, 100), $rt=2.67$ min. HRMS (EI): m/z (M+H, 100) calcd for $\text{C}_{28}\text{H}_{26}\text{FN}_7\text{O}_3$: 528.2153; found: 528.2156.

Synthesis 97

1-(2-Fluoro-4-(3-morpholinopyrido[2,3-*b*]pyrazin-8-yloxy)phenyl)-3-(2-fluoro-5-(trifluoromethyl)phenyl)urea (AA-054)



10

Method F3: 2-Fluoro-4-(3-morpholinopyrido[2,3-*b*]pyrazin-8-yloxy)aniline (29 mg, 85 μmol) was dissolved in dry THF (5 mL) to give a light yellow solution. 2-Fluoro-5-trifluoromethyl-phenylisocyanate (25 μL , 170 μmol) was added to this solution and after 3 h, all volatiles were evaporated. The resulting yellow oil was dissolved in CH_2Cl_2 and purified by column chromatography on silica. Elution with EtOAc gave the product as a yellow band. Yield: 44 mg (96 %).

15

^1H -NMR (DMSO- d_6), δ (ppm), J (Hz): 3.76 (m, 4H, $\text{N}(\text{CH}_2\text{CH}_2)_2\text{O}$), 3.84 (m, 4H, $\text{N}(\text{CH}_2\text{CH}_2)_2\text{O}$), 6.70 (d, 1H, $J=5.3$, H_{Py}), 7.04 (m, 1H, H_{arom}), 7.30 (m, 1H, H_{arom}), 7.41 (m, 1H, H_{arom}), 7.51 (m, 1H, H_{arom}), 8.21 (m, 1H, H_{arom}), 8.62-8.65 (m, 2H, $H_{\text{arom}} + H_{\text{Py}}$), 8.84 (s, 1H, H_{arom}), 9.18 (s, 1H, NH), 9.35 (s, 1H, NH); ^{13}C -NMR (DMSO- d_6), δ (ppm), J (Hz): 44.4, 65.9, 105.9, 108.3 (d, $J_{\text{FC}}=22.3$), 116.1 (d, $J_{\text{FC}}=20.7$), 116.3, 116.6, 119.5, 122.6, 122.8, 124.2 (d, $J_{\text{FC}}=10.7$), 125.0, 125.4 (m), 128.5 (d, $J_{\text{FC}}=11.4$), 136.3, 149.6 (d, $J_{\text{FC}}=10.4$), 152.1 (d, $J_{\text{FC}}=16.4$), 152.4 (d, $J_{\text{FC}}=245$), 153.4 (d, $J_{\text{FC}}=248$), 153.7, 153.9, 160.3; ^{19}F -NMR (DMSO- d_6), δ (ppm): -60.7, -124.0, -125.3; LC-MS (m/z): 547.0 (M+H, 100), $rt=4.35$ min; HRMS (6.65 min): m/z calcd. for $\text{C}_{25}\text{H}_{19}\text{F}_5\text{N}_6\text{O}_3$ [$\text{M}+\text{H}^+$]: 547.15116; found: 547.15163.

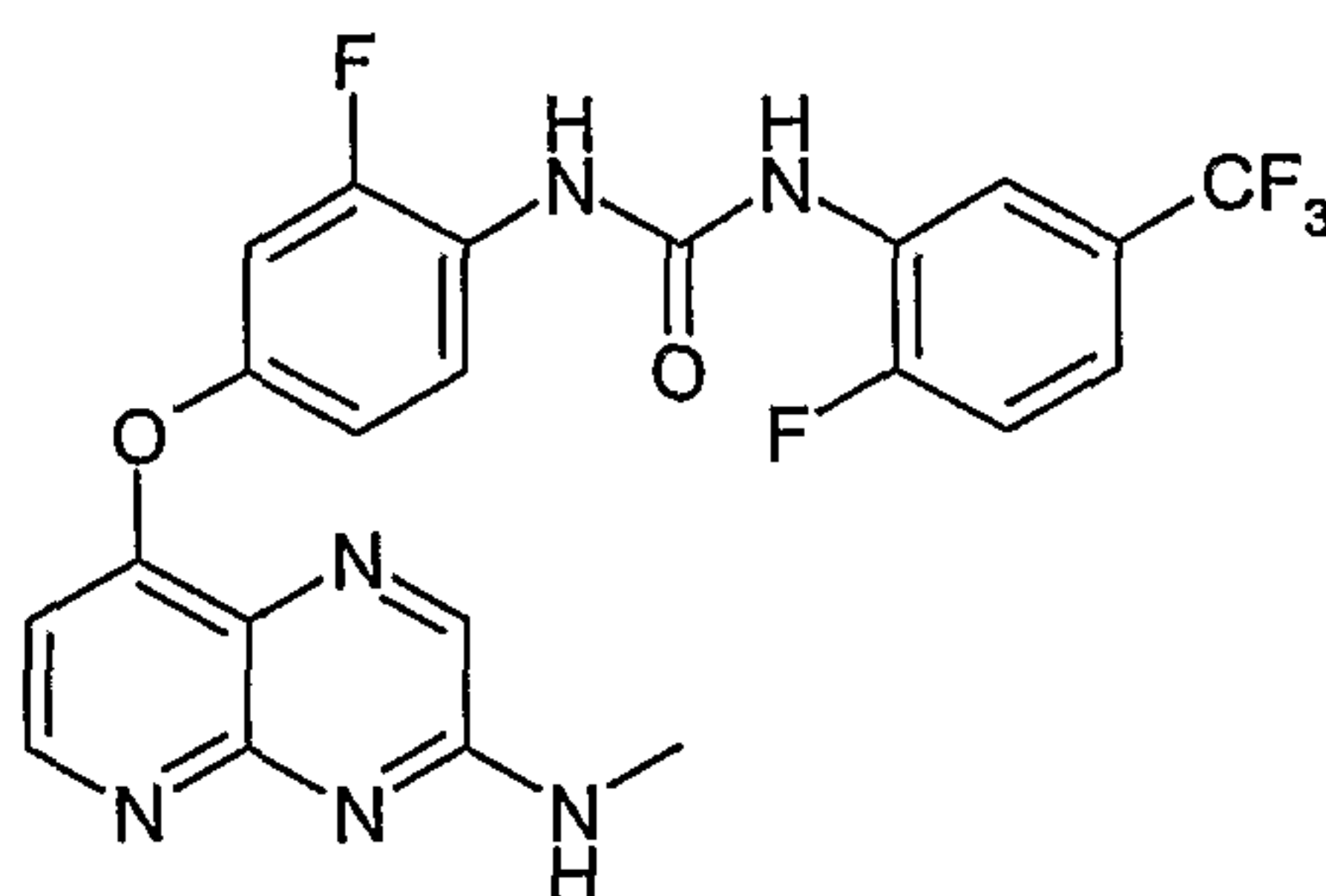
20

25

- 150 -

Synthesis 98

1-(2-fluoro-4-(3-(methylamino)pyrido[3,2-*b*]pyrazin-8-yloxy)phenyl)-3-(2-fluoro-5-(trifluoromethyl)phenyl)urea (AA-055)



5 Method F2 was used with 2-fluoro-5-(trifluoromethyl)phenyl isocyanate and 8-(4-amino-3-fluorophenoxy)-*N*-methylpyrido[3,2-*b*]pyrazin-3-amine to give the title compound as a white solid. Yield: 56 mg (80%).

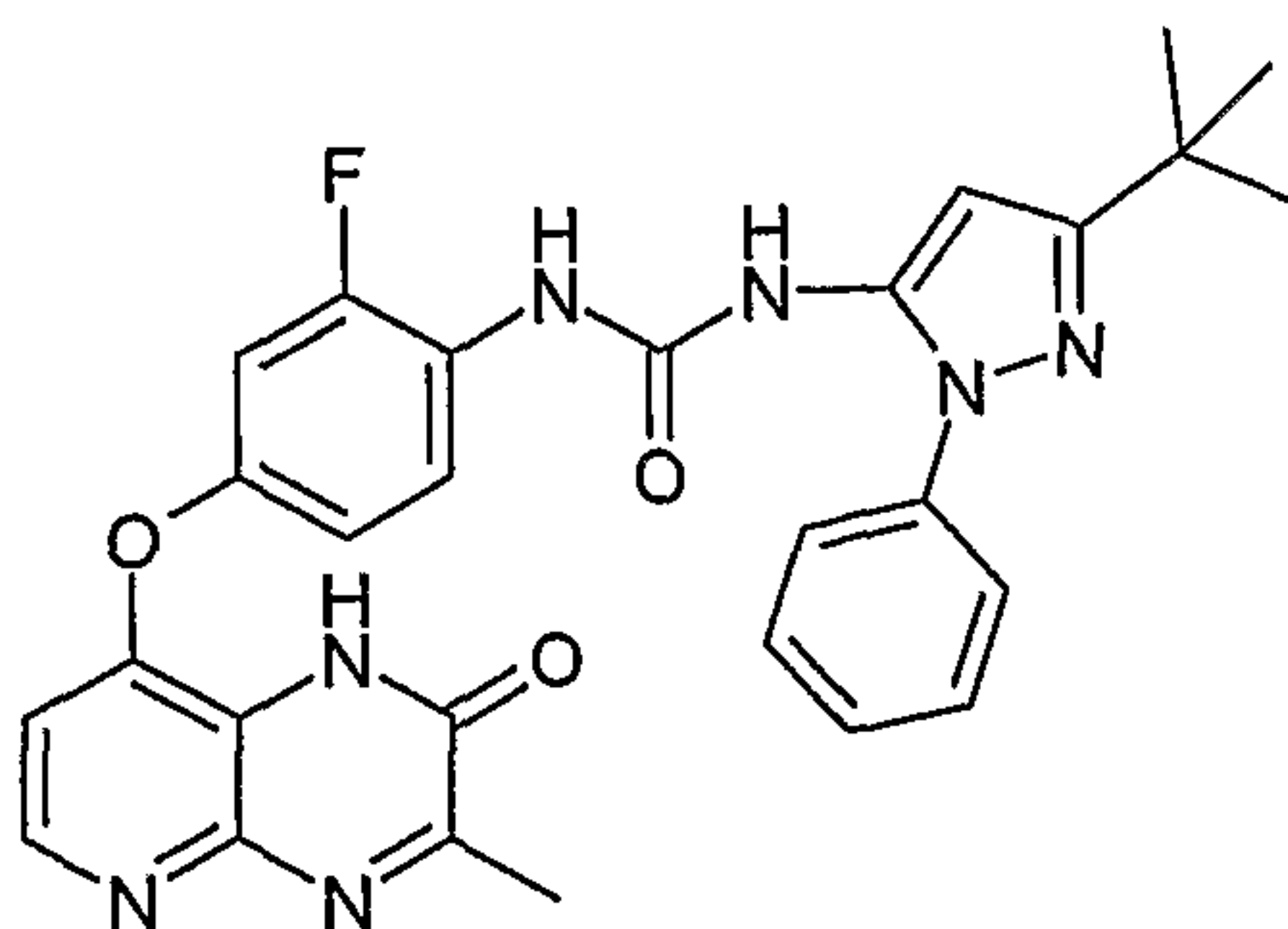
¹H-NMR (DMSO-*d*₆), δ (ppm), J (Hz): 2.95 (d, J=4.6, 3H, NHCH₃), 6.61 (d, J=5.4, 1H, H_{Py}), 7.03 (m, 2H, H_{arom}), 7.28 (m, 1H, H_{arom}), 7.40 (m, 1H, H_{arom}), 7.50 (m, 1H, H_{arom}), 8.03 (br q, J=4.6, 1H, NH_{Me}), 8.20 (m, 1H, H_{arom}), 8.31 (s, 1H, H_{arom}), 8.54 (d, J=5.4, 1H, H_{Py}), 8.64 (m, 1H, H_{arom}), 9.17 (s, 1H, NH), 9.34 (s, 1H, NH);

¹³C-NMR (DMSO-*d*₆), δ (ppm), J (Hz): 27.1, 105.3, 108.3 (d, J_{FC}=22.3), 116.1 (d, J_{FC}=20.5), 116.3 (d, J_{FC}=2.6), 116.6 (m), 119.4 (m), 122.0 (d, J_{FC}=2.3), 122.8, 125.0, 125.4 (m), 128.5 (d, J_{FC}=11.4), 139.6 (br), 149.6 (d, J_{FC}=10.3), 152.0, 152.4 (d, J_{FC}=245), 152.8, 153.4, 153.4 (d, J_{FC}=248), 155.3, 160.4; ¹⁹F-NMR (DMSO-*d*₆), δ (ppm): -60.8, -124.0, -125.3; LC-MS (*m/z*): LC-MS: *m/z* 491.0 (M+H, 100), rt=1.87 min; HRMS (6.65 min): *m/z* calcd. for C₂₅H₁₉F₅N₆O₃ [M+H⁺]: 547.15116; found: 547.15163.

20

Synthesis 99

1-(3-*Tert*-butyl-1-phenyl-1*H*-pyrazol-5-yl)-3-(2-fluoro-4-(3-methyl-2-oxo-1,2-dihydropyrido[2,3-*b*]pyrazin-8-yloxy)phenyl)urea (AA-041)



25 Method F3 was used with 3-*tert*-butyl-5-isocyanato-1-phenyl-1*H*-pyrazole and 8-(4-Amino-3-fluorophenoxy)-3-methylpyrido[2,3-*b*]pyrazin-2(1*H*)-one.

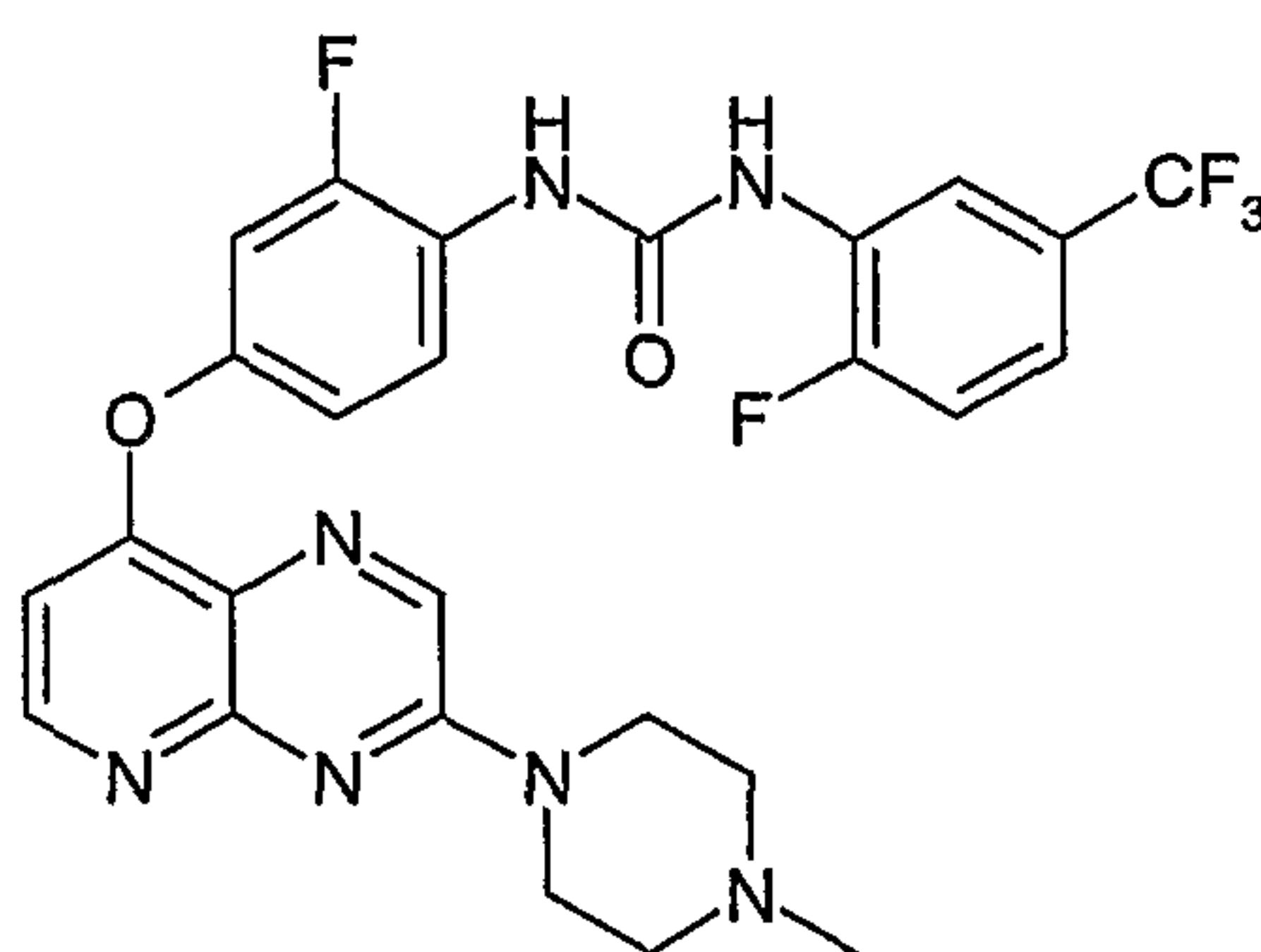
¹H-NMR (DMSO-*d*₆), δ (ppm), J (Hz): 1.28 (s, 9H, *tert*- Bu), 2.49 (s, 3H, CH₃), 6.85 (s, 1H, H_{Py}), 6.85 (d, 1H, J=5.6 Hz, H_{Py}), 7.04 (m, 1H, H_{arom}), 7.27 (m, 1H, H_{arom}), 7.43 (m, 1H,

- 151 -

H_{arom}), 7.54 (m, 4H, H_{arom}), 8.15 (m, 1H, H_{arom}), 8.31 (d, $J=5.6$ Hz, 1H, H_{Py}), 8.83 (s, 1H, NH), 8.99 (s, 1H, NH), 12.40 (br s, 1H, $NHAr$); $^{13}\text{C-NMR}$ (DMSO- d_6), δ (ppm), J (Hz): 21.0, 108.5 (d, $J_{\text{FC}}=21$), 109.7, 116.1 (d, $J_{\text{FC}}=6$), 116.6 (m), 119.5 (br), 121.8 (m), 122.8, 124.5 (d, $J_{\text{FC}}=10.8$), 125.0, 125.4 (m), 128.1, 128.5 (d, $J_{\text{FC}}=11.4$), 143.9, 145.0, 148.8 (d, $J_{\text{FC}}=10.4$), 151.3, 152.0, 152.3 (d, $J_{\text{FC}}=246$), 153.4 (d, $J_{\text{FC}}=249$), 154.5; ^{19}F NMR (470 MHz, DMSO- d_6): $\delta=-125.3$ ppm LC-MS (m/z): 528.1 (M+H, 100), $rt=4.97$ min; HRMS (6.04 min): m/z calcd. for $\text{C}_{22}\text{H}_{14}\text{F}_5\text{N}_5\text{NaO}_3$ [M+Na $^+$]: 514.09090; found: 514.09051.

Synthesis 100

10 1-(2-Fluoro-4-(3-(4-methylpiperazin-1-yl)pyrido[3,2-*b*]pyrazin-8-yloxy)phenyl)-3-(2-fluoro-5-(trifluoromethyl)phenyl)urea (AA-056)



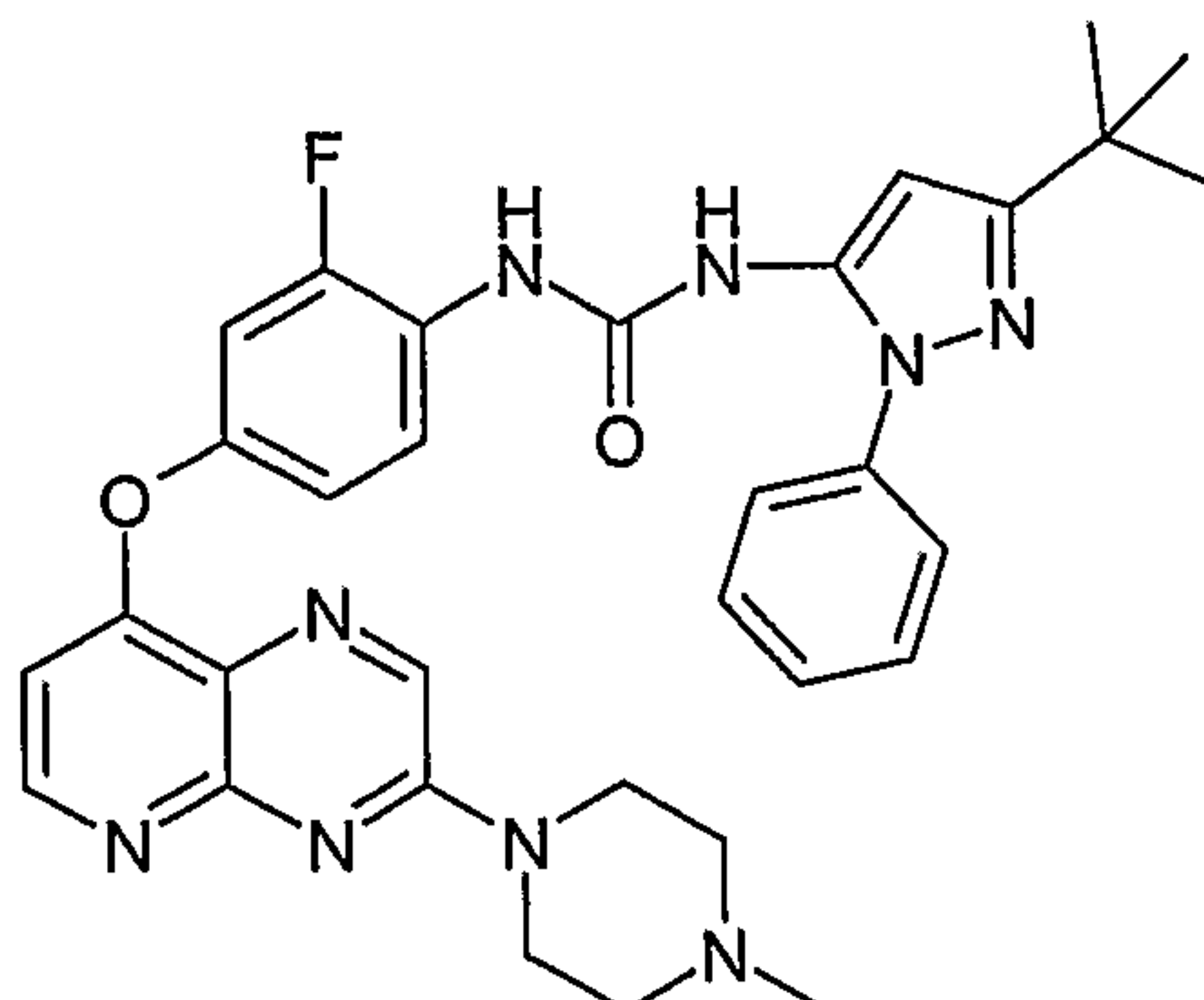
Method F3 was used with 2-Fluoro-5-(trifluoromethyl)phenyl isocyanate and 2-fluoro-4-(3-(4-methylpiperazin-1-yl)pyrido[3,2-*b*]pyrazin-8-yloxy)aniline to give the title compound as a yellow solid. Yield: 30 mg (64%).

$^1\text{H-NMR}$ (DMSO- d_6), δ (ppm), J (Hz): 2.26 (s, 3H, CH_3), 2.48 (m, 4H, $\text{N}(\text{CH}_2\text{CH}_2)_2\text{NMe}$), 3.86 (m, 4H, $\text{N}(\text{CH}_2\text{CH}_2)_2\text{NMe}$), 6.68 (d, $J=5.4$, 1H, H_{Py}), 7.06 (m, 2H, H_{arom}), 7.32 (m, 1H, H_{arom}), 7.43 (m, 1H, H_{arom}), 7.52 (m, 1H, H_{arom}), 8.22 (m, 1H, H_{arom}), 8.63 (d, $J=5.4$, 1H, H_{Py}), 8.66 (m, 1H, H_{arom}), 8.86 (s, 1H, H_{arom}), 9.19 (s, 1H, NH), 9.36 (s, 1H, NH); $^{13}\text{C-NMR}$ (DMSO- d_6), δ (ppm), J (Hz): 43.9, 45.7, 54.2, 105.8, 108.3 (d, $J_{\text{FC}}=22.3$), 116.1 (d, $J_{\text{FC}}=21.4$), 116.3 (d, $J_{\text{FC}}=2.6$), 116.6 (m), 119.5 (m), 122.0 (d, $J_{\text{FC}}=2.3$), 122.3, 125.0, 125.4 (m), 128.5 (d, $J_{\text{FC}}=11.4$), 136.4, 149.6, 149.7, 151.5, 152.4 (d, $J_{\text{FC}}=245$), 153.4, 153.4 (d, $J_{\text{FC}}=248$), 153.6, 153.8, 160.3; $^{19}\text{F-NMR}$ (DMSO- d_6), δ (ppm): -60.8, -124.0, -125.3 ppm; LC-MS (m/z): 560.1 (M+H, 100), $rt=3.18$ min; HRMS (6.65 min): m/z calcd. for $\text{C}_{25}\text{H}_{19}\text{F}_5\text{N}_6\text{O}_3$ [M+H $^+$]: 547.15116; found: 547.15163.

- 152 -

Synthesis 1013

1-(3-*Tert*-butyl-1-phenyl-1H-pyrazol-5-yl)-3-(2-fluoro-4-(3-(4-methylpiperazin-1-yl)pyrido[2,3-*b*]pyrazin-8-yloxy)phenyl)urea (AA-053)



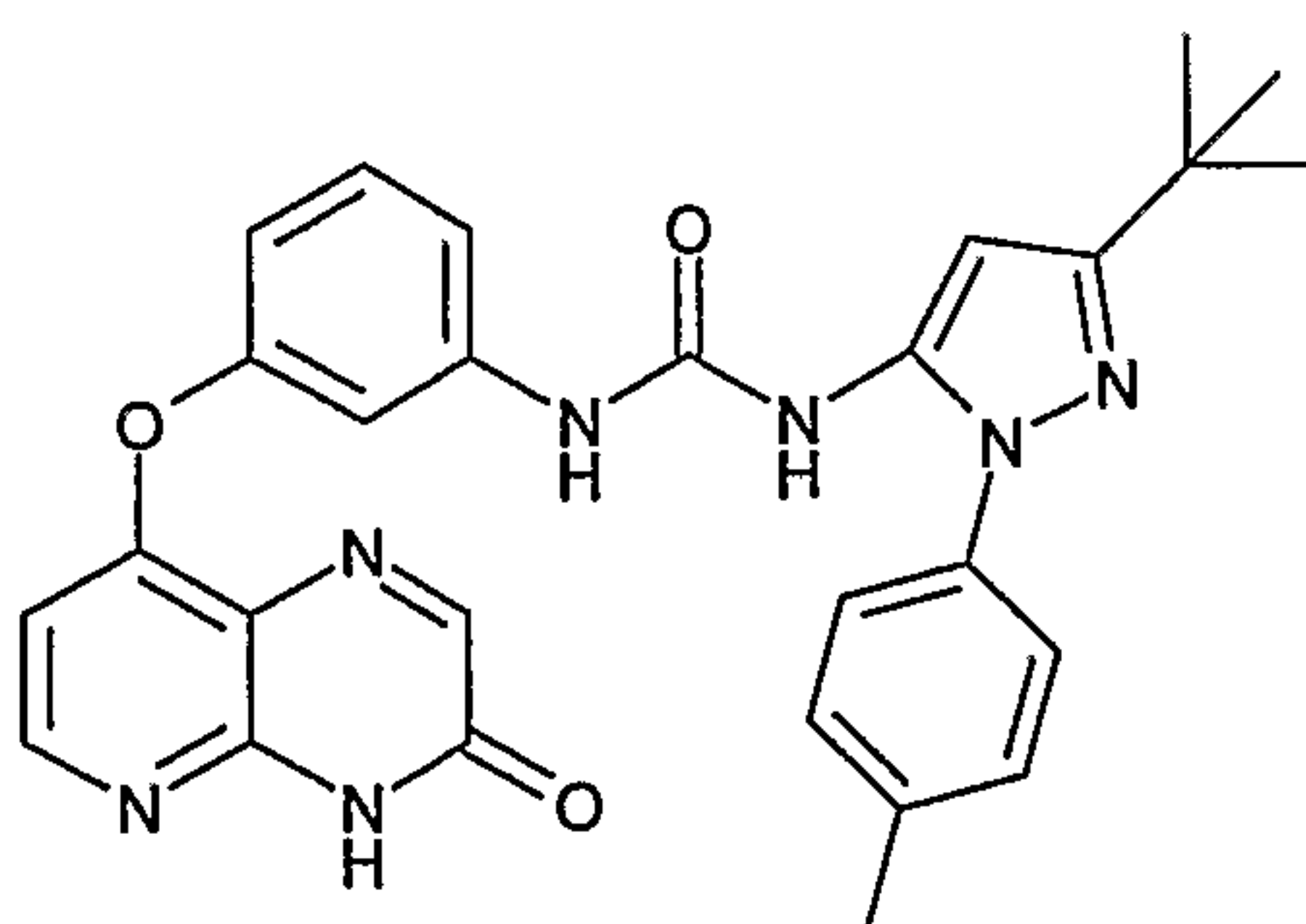
5 Method F3 was used with 3-*tert*-butyl-5-isocyanato-1-phenyl-1H-pyrazole and 2-fluoro-4-(3-(4-methylpiperazin-1-yl)pyrido[3,2-*b*]pyrazin-8-yloxy)aniline to give the title compound as a cream-colored solid. Yield: 44 mg (77%).

¹H-NMR (DMSO-*d*₆), δ (ppm), J (Hz): 1.28 (s, 9H, *tert*- Bu), 2.31 (br, 3H, CH₃), 2.56 (br, 10 4H, N(CH₂CH₂)₂NMe), 3.88 (m, 4H, N(CH₂CH₂)₂NMe), 6.41 (s, 1H, H_{Pyz}), 6.66 (d, J=5.3, 1H, H_{Py}), 7.03 (m, 1H, H_{arom}), 7.27 (m, 1H, H_{arom}), 7.45 (m, 1H, H_{arom}), 7.56 (m, 4H, H_{arom}), 8.15 (m, 1H, H_{arom}), 8.61 (d, J=5.3, 1H, H_{Py}), 8.86 (m, 2H, NH + H_{arom}), 9.00 (s, 1H, NH); ¹³C-NMR (DMSO-*d*₆), δ (ppm), J (Hz): 30.2, 32.0, 43.7, 45.3, 54.0, 95.2, 105.8, 108.3 (d, J_{FC}=22.3), 116.2 (d, J_{FC}=2.6), 121.8 (d, J_{FC}=2.3), 122.4, 124.4, 124.5 (d, 15 J_{FC}=11.8), 127.3, 129.3, 136.4, 137.0, 138.5, 149.3 (d, J_{FC}=10.6), 151.4, 152.2, 152.4 (d, J_{FC}=245), 153.6, 153.8, 160.3, 160.8; ¹⁹F-NMR (DMSO-*d*₆), δ (ppm): -60.8, -124.0, -125.3 ppm; LC-MS (*m/z*): 596.1 (M+H, 100), rt=3.10 min; HRMS (6.65 min): *m/z* calcd. for C₂₅H₁₉F₅N₆O₃ [M+H⁺]: 547.15116; found: 547.15163.

20

Synthesis 102

1-(3-*tert*-butyl-1-*p*-tolyl-1H-pyrazol-5-yl)-3-(3-(3-oxo-3,4-dihydropyrido[2,3-*b*]pyrazin-8-yloxy)phenyl)urea (AA-006)



25 Method F2 was used with 8-(3-aminophenoxy)pyrido[2,3-*b*]pyrazin-3(4H)-one and 3-*tert*-butyl-5-isocyanato-1-*p*-tolyl-1H-pyrazole to afford the title compound as a white solid (46 mg, 65%).

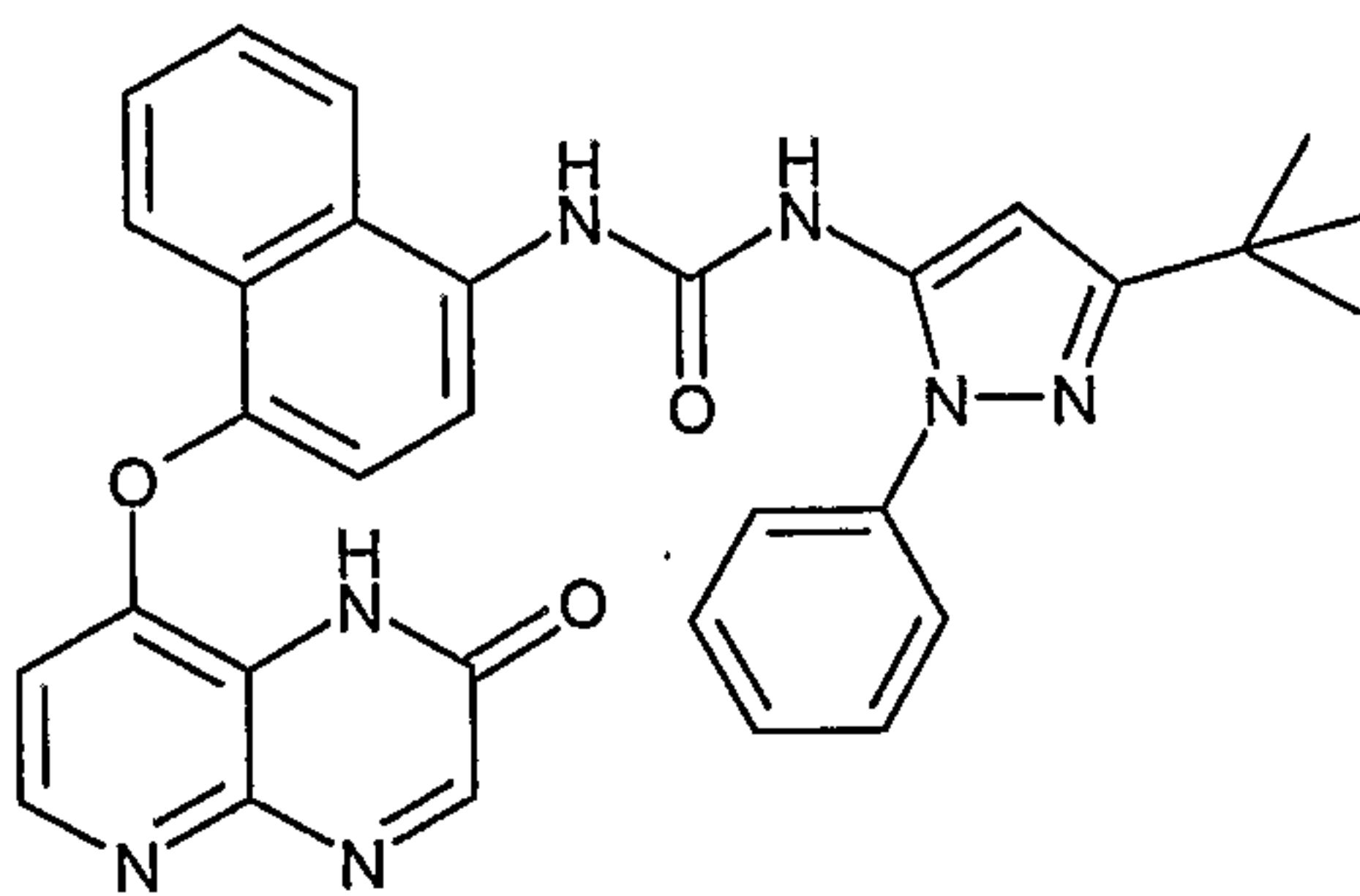
- 153 -

¹H-NMR (DMSO-d₆), δ (ppm), J (Hz): 1.26 (s, 9H, *tert*- Bu), 2.36 (s, 3H, Me), 6.32 (s, 1H, H_{arom}'), 6.58 (d, 1H, H_{Py}, J= 6.6 Hz), 6.82 (d, 1H, H_{arom}', J= 6.8 Hz), 7.21 (d, 1H, H_{arom}', J= 7.2 Hz), 7.30 – 7.43 (m, 6H, H_{arom}'), 8.14 (s, 1H, H_{arom}'), 8.35 (d, 1H, H_{Py}, J= 6.8 Hz), 8.74 (s, 1H, NH_{urea}), 9.30 (s, 1H, NH_{urea}), 12.88 (s, 1H, NH_{lactame}). ¹³C-NMR (δ, ppm, DMSO-d₆): 20.55 (CH₃), 30.17 (*tert*- Bu), 31.96 (*tert*- Bu), 95.84, 99.49, 106.47, 109.65, 113.47, 115.03, 118.50, 124.15 (2*C), 129.30, 129.57 (2*C), 130.48, 136.12, 136.59, 136.84, 141.56, 151.00, 151.72, 152.06, 154.39, 160.41, 160.50. HRMS (EI): *m/z* [M + H] calcd for C₂₈H₂₇N₇O₃: 510.2248; found: 510.2253.

10

Synthesis 103

1-(3-*tert*-butyl-1-phenyl-1H-pyrazol-5-yl)-3-(4-(2-oxo-1,2-dihydropyrido[2,3-*b*] pyrazin-8-yloxy)naphthalen-1-yl)urea (AA-034)



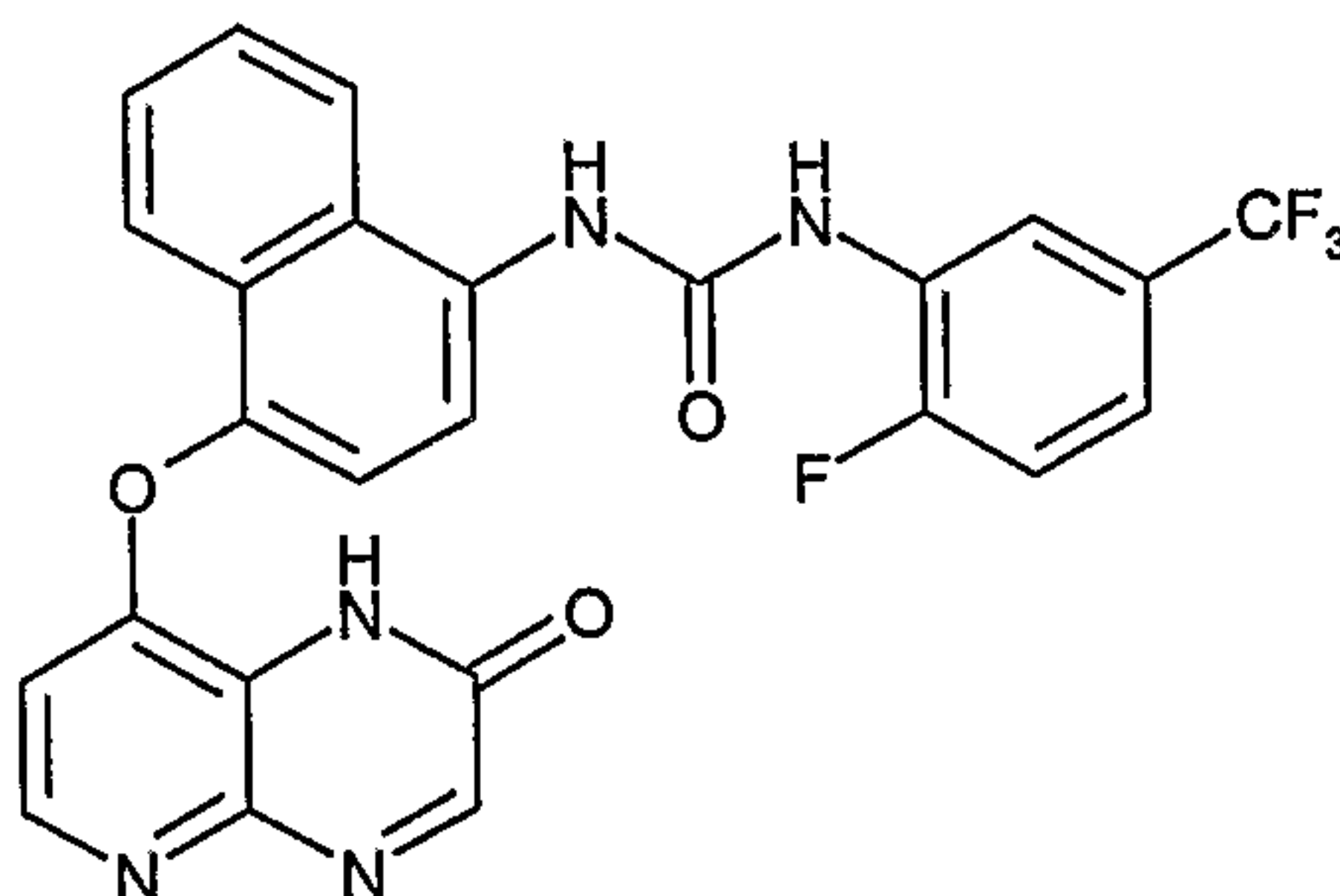
Method F2 was used with 8-(4-aminonaphthalen-1-yloxy)pyrido[2,3-*b*]pyrazin-2(1H)-one and 3-*tert*-butyl-5-isocyanato-1-phenyl-1H-pyrazole to afford the title compound as a white solid (11 mg, 17%).

¹H-NMR (DMSO-d₆), δ (ppm), J (Hz): 1.31 (s, 9H, *tert*- Bu), 6.44 (s, 1H, H_{arom}'), 6.65 (d, 1H, H_{arom}, J= 5.4 Hz), 7.41-7.47 (m, 2H, H_{arom}'), 7.57-7.62 (m, 5H, H_{arom}'), 7.66-7.69 (m, 1H, H_{arom}'), 7.93 (d, 1H, H_{arom}, J= 8.4 Hz), 7.96 (d, 1H, H_{arom}, J= 8.3 Hz), 8.11 (d, 1H, H_{arom}, J= 8.5 Hz), 8.27 (d, 1H, H_{arom}, J= 4.5 Hz), 8.47 (s, 1H, H_{arom}'), 8.82 (s, 1H, NH_{urea}), 9.15 (s, 1H, NH_{urea}), 12.82 (s, 1H, NH_{lactame}). ¹³C-NMR (DMSO-d₆), δ (ppm), J (Hz): 30.17 (*tert*- Bu), 32.02 (*tert*- Bu), 95.74, 109.39, 111.11, 118.36, 121.83, 122.27, 124.24 (2*C), 126.33, 126.76, 127.24, 129.28 (2*C), 132.25, 137.19, 138.65, 144.91, 145.29, 152.31, 154.65, 160.81. HRMS (EI): *m/z* [M + H] calcd for C₃₁H₂₇N₇O₃: 546.2248; found: 546.2248.

- 154 -

Synthesis 104

1-(2-fluoro-5-(trifluoromethyl)phenyl)-3-(4-(2-oxo-1,2-dihydropyrido[2,3-b]pyrazin-8-yloxy)naphthalen-1-yl)urea (AA-038)

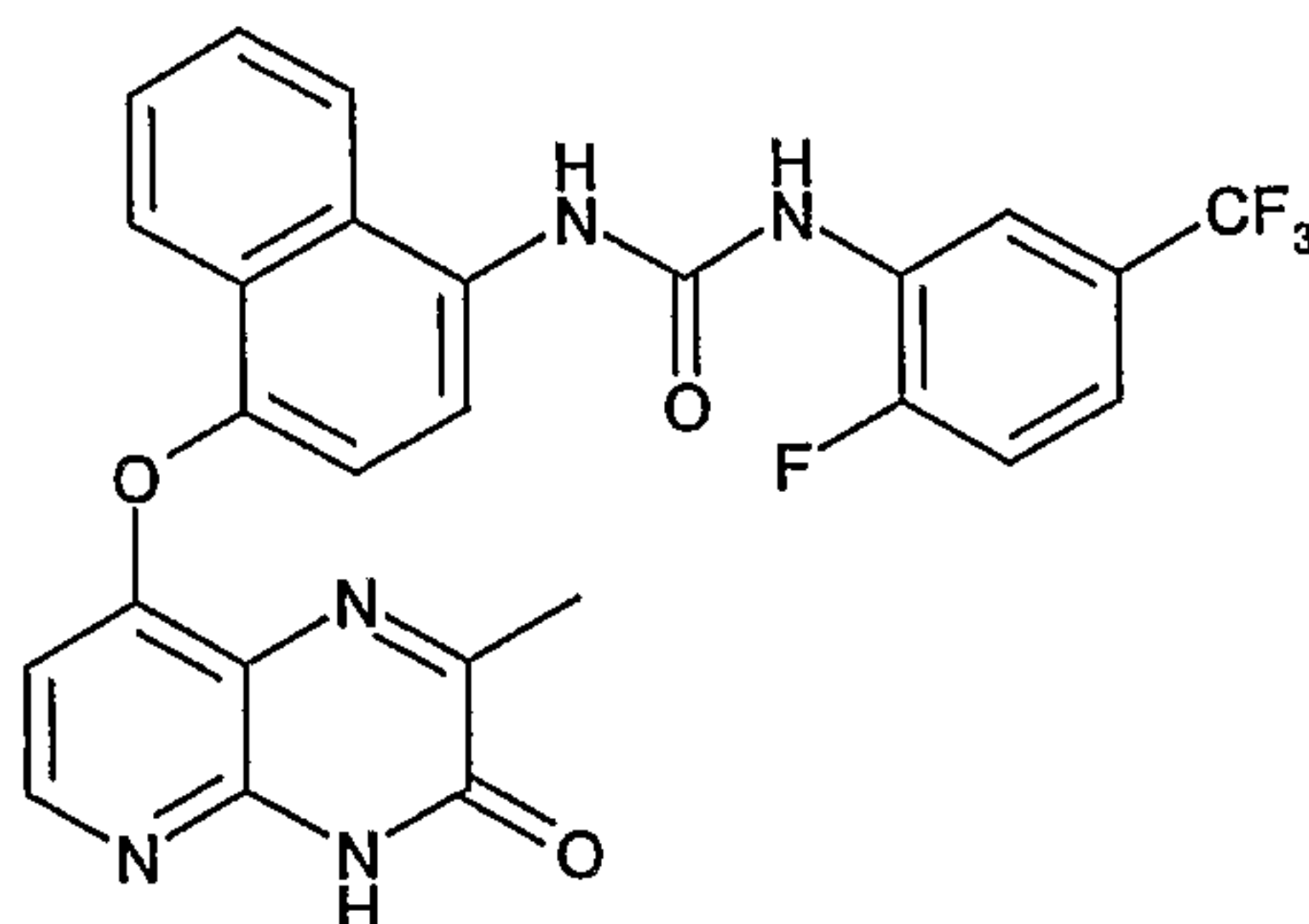


5 Method F2 was used with 8-(4-aminonaphthalen-1-yloxy)pyrido[2,3-b]pyrazin-2(1H)-one and 1-fluoro-2-isocyanato-4-(trifluoromethyl)benzene to afford the title compound as a white solid (65 mg, 98%).

10 ¹H-NMR (DMSO-d₆), δ (ppm), J (Hz): 6.64 (d, 1H, H_{arom}, J= 5.3 Hz), 7.38-7.42 (m, 2H, H_{arom}), 7.53 (t, 1H, H_{arom}, J= 8.9 Hz), 7.59 (t, 1H, H_{arom}, J= 7.6 Hz), 7.70 (t, 1H, H_{arom}, J= 7.7 Hz), 7.94 (d, 1H, H_{arom}, J= 8.5 Hz), 8.07 (d, 1H, H_{arom}, J= 8.4 Hz), 8.26 (d, 1H, H_{arom}, J= 5.3 Hz), 8.28 (d, 1H, H_{arom}, J= 8.6 Hz), 8.44 (s, 1H, H_{arom}), 8.68 (d, 1H, H_{arom}, J= 7.2 Hz), 9.47 (s, 1H, NH_{urea}), 9.51 (s, 1H, NH_{urea}), 12.77 (s, 1H, NH_{lactame}). ¹³C-NMR (DMSO-d₆), δ (ppm), J (Hz): 109.22, 115.97, 116.14, 116.66, 116.89, 118.09, 119.27, 121.82, 122.07, 122.75, 123.01, 124.92, 125.18, 125.46, 126.29, 126.76, 126.81, 127.54, 128.70, 128.79, 131.73. HRMS (EI): *m/z* [M + H] calcd for C₂₅H₁₅F₄N₅O₃: 510.1184; found: 510.1180.

Synthesis 105

20 1-(2-fluoro-5-(trifluoromethyl)phenyl)-3-(4-(2-methyl-3-oxo-3,4-dihydropyrido [2,3-b]pyrazin-8-yloxy)naphthalen-1-yl)urea (AA-014)



25 Method F2 was used with 8-(4-aminonaphthalen-1-yloxy)-2-methylpyrido[2,3-b]pyrazin-3(4H)-one and 1-fluoro-2-isocyanato-4-(trifluoromethyl)benzene to afford the title compound as a slightly pink solid (50 mg, 61%).

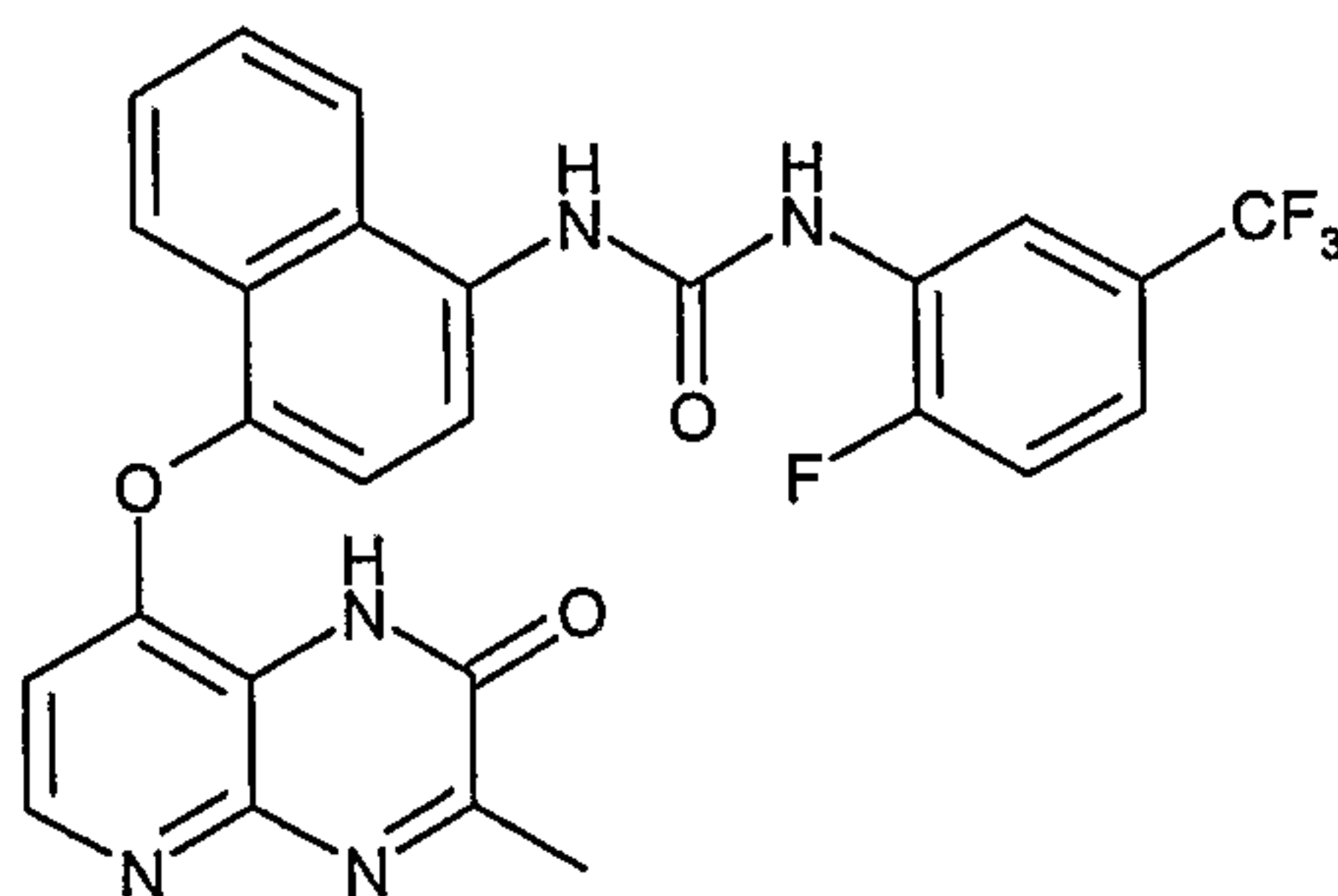
¹H-NMR (DMSO-d₆), δ (ppm), J (Hz): 2.54 (s, 3H, Me), 6.33 (d, 1H, H_{arom}, J= 5.7 Hz), 7.40-7.43 (m, 2H, H_{arom}), 7.54 (t, 1H, H_{arom}, J= 8.8 Hz), 7.60 (t, 1H, H_{arom}, J= 7.5 Hz), 7.72

- 155 -

(t, 1H, H_{arom} , $J=8.2$ Hz), 7.88 (d, 1H, H_{arom} , $J=8.4$ Hz), 8.10 (d, 1H, H_{arom} , $J=8.3$ Hz), 8.19 (d, 1H, H_{arom} , $J=5.3$ Hz), 8.27 (d, 1H, H_{arom} , $J=8.7$ Hz), 8.70 (dd, 1H, H_{arom} , $J=7.3$ Hz, $J=2.0$ Hz), 9.34 (s, 1H, NH_{urea}), 9.40 (s, 1H, NH_{urea}), 12.79 (s, 1H, $\text{NH}_{\text{lactame}}$). $^{13}\text{C-NMR}$ (DMSO- d_6), δ (ppm), J (Hz): 20.51 (Me), 105.50, 115.97, 116.50, 117.29, 117.98, 119.22, 121.50, 122.07, 122.72, 124.89, 125.29, 126.35, 126.87, 127.38, 128.69, 131.71, 145.11, 145.67, 150.51, 152.39, 152.55, 154.36, 156.33, 159.10, 160.59. HRMS (EI): m/z [M + H] calcd for $\text{C}_{26}\text{H}_{17}\text{F}_4\text{N}_5\text{O}_3$: 524.1340; found: 524.1324.

Synthesis 106

10 1-(2-fluoro-5-(trifluoromethyl)phenyl)-3-(4-(3-methyl-2-oxo-1,2-dihydropyrido [2,3-b]pyrazin-8-yloxy)naphthalen-1-yl)urea (AA-039)



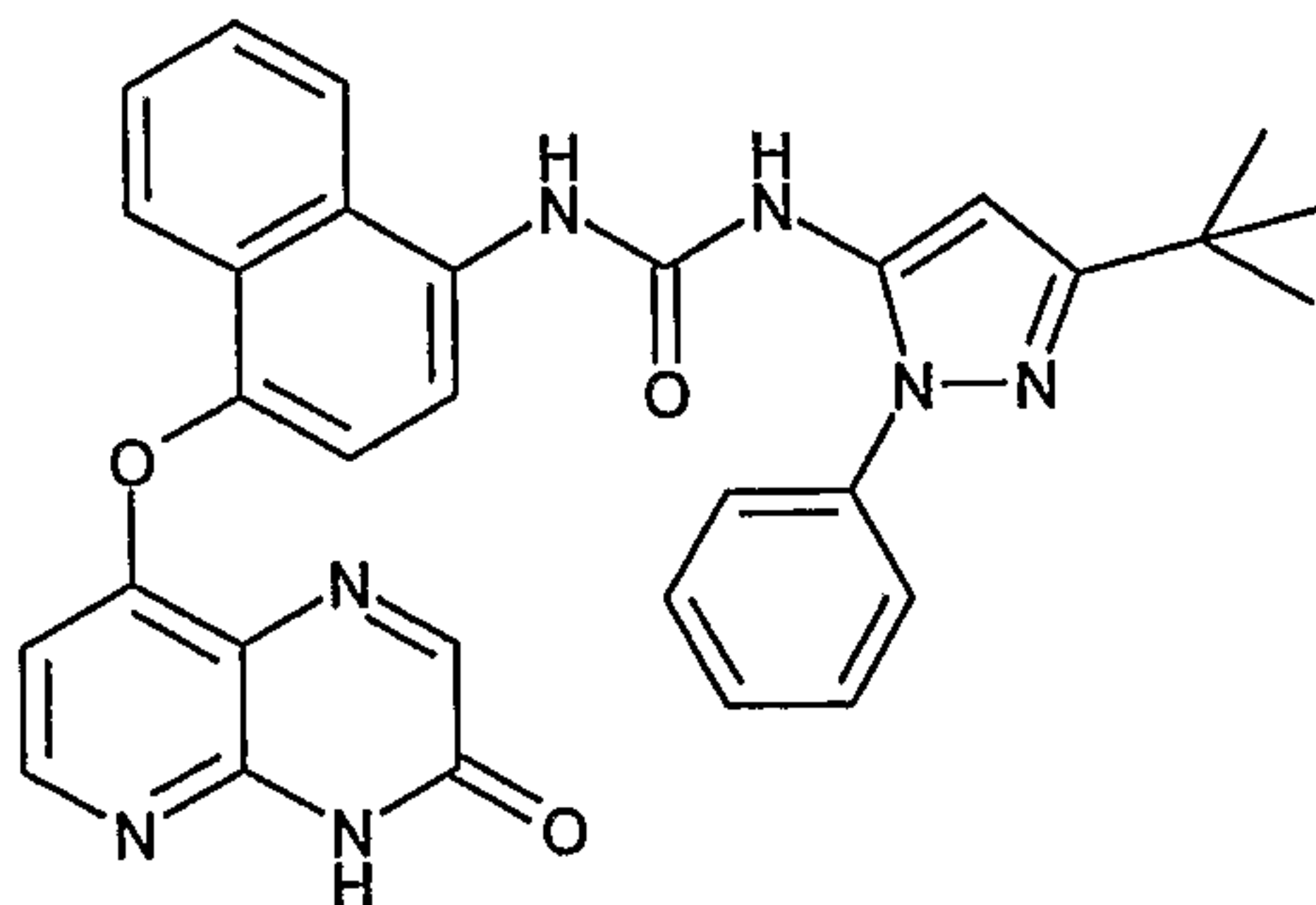
Method F2 was used with 8-(4-aminonaphthalen-1-yloxy)-3-methylpyrido[2,3-b]pyrazin-2(1H)-one and 1-fluoro-2-isocyanato-4-(trifluoromethyl)benzene to afford the title compound as a slightly yellow solid (28 mg, 42%).

$^1\text{H-NMR}$ (DMSO- d_6), δ (ppm), J (Hz): 2.52 (s, 3H, Me), 6.60 (d, 1H, H_{arom} , $J=5.3$ Hz), 7.39-7.41 (m, 2H, H_{arom}), 7.51-7.54 (m, 1H, H_{arom}), 7.60 (t, 1H, H_{arom} , $J=7.7$ Hz), 7.71 (t, 1H, H_{arom} , $J=7.6$ Hz), 7.95 (d, 1H, H_{arom} , $J=8.4$ Hz), 8.07 (d, 1H, H_{arom} , $J=8.3$ Hz), 8.22 (d, 1H, H_{arom} , $J=5.3$ Hz), 8.26 (d, 1H, H_{arom} , $J=8.5$ Hz), 8.68 (d, 1H, H_{arom} , $J=6.6$ Hz), 9.39 (s, 1H, NH_{urea}), 9.44 (s, 1H, NH_{urea}), 12.66 (s, 1H, $\text{NH}_{\text{lactame}}$). $^{13}\text{C-NMR}$ (DMSO- d_6), δ (ppm), J (Hz): 20.97 (Me), 108.47, 115.95, 116.11, 116.58, 116.86, 117.98, 119.20, 121.86, 121.97, 122.73, 124.90, 125.32, 126.30, 126.72, 126.80, 127.06, 127.47, 128.68, 131.67, 143.93, 144.82, 145.02, 152.44, 152.61, 154.41. HRMS (EI): m/z [M + H] calcd for $\text{C}_{26}\text{H}_{17}\text{F}_4\text{N}_5\text{O}_3$: 524.1340; found: 524.1341.

- 156 -

Synthesis 107

1-(3-*tert*-butyl-1-phenyl-1H-pyrazol-5-yl)-3-(4-(3-oxo-3,4-dihydropyrido[2,3-*b*] pyrazin-8-yloxy)naphthalen-1-yl)urea (AA-008)



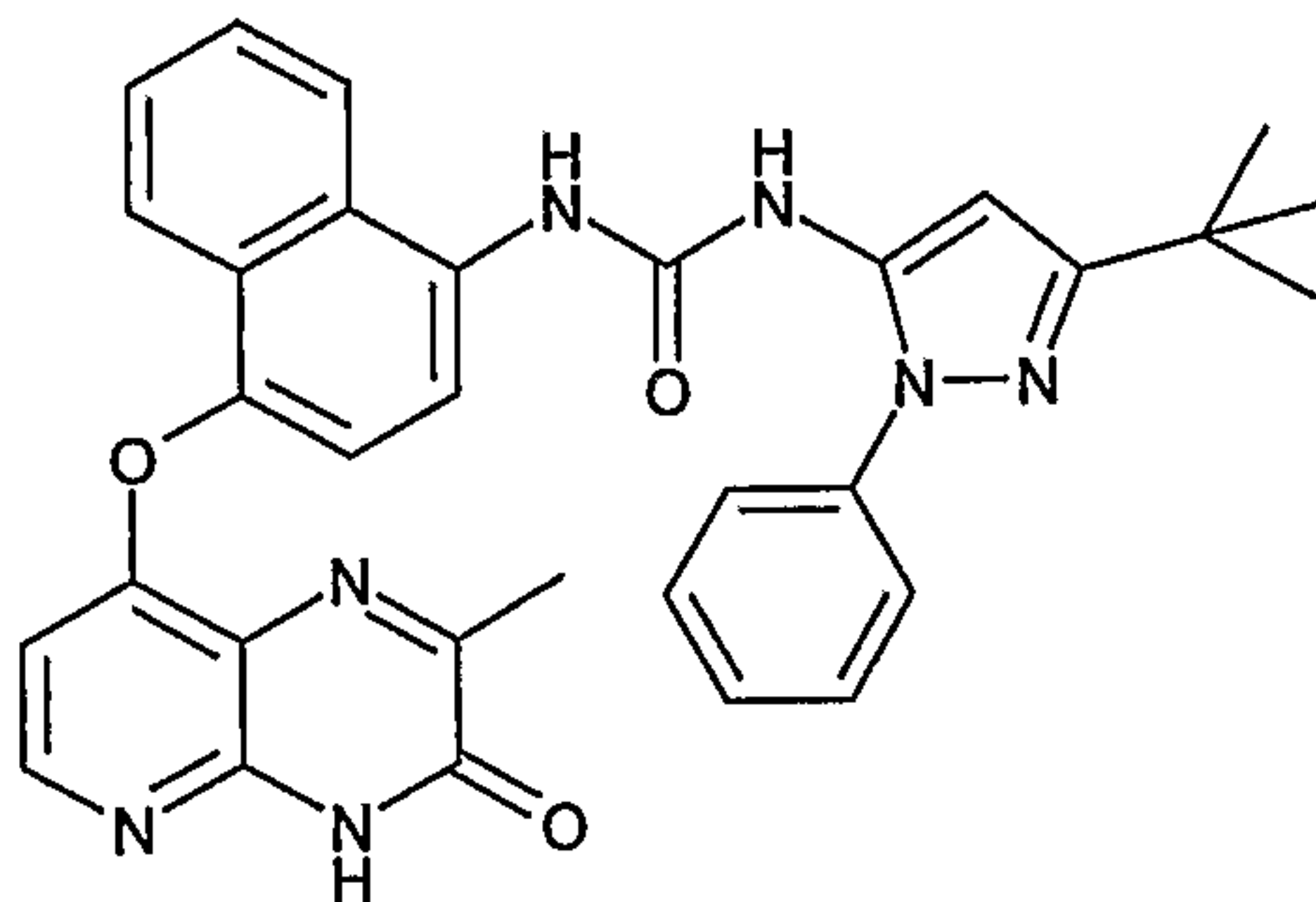
5 Method F2 was used with 8-(4-aminonaphthalen-1-yloxy)pyrido[2,3-*b*]pyrazin-3(4H)-one and 3-*tert*-butyl-5-isocyanato-1-phenyl-1H-pyrazole to afford the title compound as a slightly yellow solid (65 mg, 80%).

¹H-NMR (DMSO-*d*₆), δ (ppm), J (Hz): 1.29 (s, 9H, *tert*- Bu), 6.39 (d, 1H, H_{arom}, J= 5.7 Hz), 6.43 (s, 1H, H_{arom}), 7.38 (d, 1H, H_{arom}, J= 8.3 Hz), 7.44 (t, 1H, H_{arom}, J= 7.0 Hz), 7.55-7.61 (m, 5H, H_{arom}), 7.66 (t, 1H, H_{arom}, J= 7.6 Hz), 7.85 (d, 1H, H_{arom}, J= 8.4 Hz), 7.94 (d, 1H, H_{arom}, J= 8.3 Hz), 8.10 (d, 1H, H_{arom}, J= 8.6 Hz), 8.25 (s, 1H, H_{arom}), 8.27 (d, 1H, H_{arom}, J= 5.7 Hz), 8.80 (s, 1H, NH_{urea}), 9.13 (s, 1H, NH_{urea}), 12.94 (s, 1H, NH_{lactame}). ¹³C-NMR (DMSO-*d*₆), δ (ppm), J (Hz): 30.10 (*tert*- Bu), 31.95 (*tert*- Bu), 95.68, 105.78, 117.03, 118.05, 118.40, 121.32, 122.35, 124.16 (2°C), 126.22, 126.68, 126.92, 127.17, 127.71, 129.21 (2°C), 132.12, 137.12, 138.58, 145.13, 145.44, 151.12, 152.10, 152.24, 156.46, 160.74, 161.31. HRMS (EI): *m/z* [M + H] calcd for C₃₁H₂₇N₇O₃: 546.2248; found: 546.2250.

20

Synthesis 108

1-(3-*tert*-butyl-1-phenyl-1H-pyrazol-5-yl)-3-(4-(2-methyl-3-oxo-3,4-dihydropyrido [2,3-*b*]pyrazin-8-yloxy)naphthalen-1-yl)urea (AA-009)



25 Method F2 was used with 8-(4-aminonaphthalen-1-yloxy)-2-methylpyrido[2,3-*b*]pyrazin-3(4H)-one and 3-*tert*-butyl-5-isocyanato-1-phenyl-1H-pyrazole to afford the title compound as a slightly pink solid (56 mg, 71%).

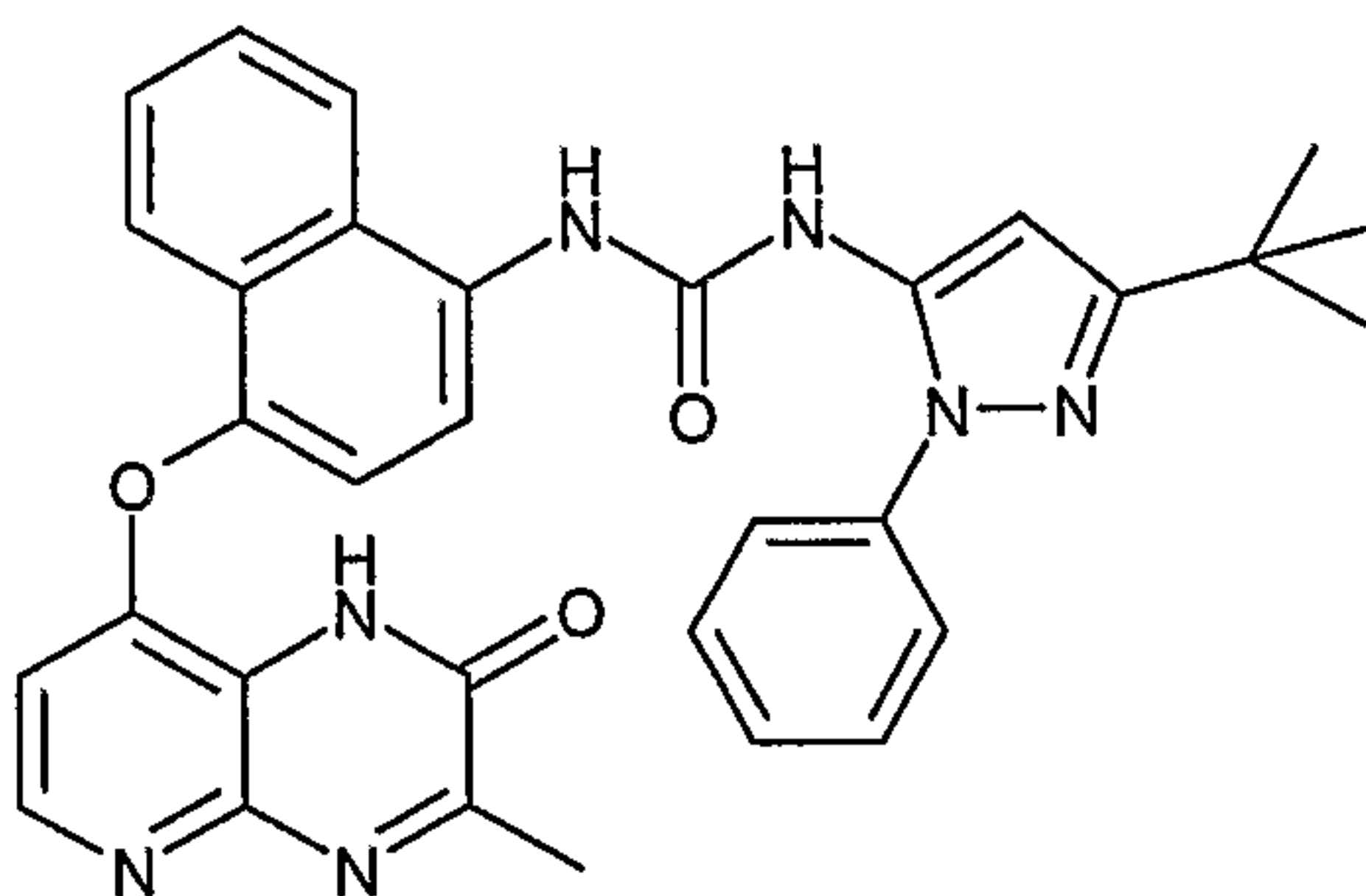
- 157 -

¹H-NMR (DMSO-d₆), δ (ppm), J (Hz): 1.30 (s, 9H, *tert*-Bu), 2.48 (s, 3H, Me), 6.31 (d, 1H, H_{arom}, J= 5.6 Hz), 6.43 (s, 1H, H_{arom}), 7.37 (d, 1H, H_{arom}, J= 8.3 Hz), 7.43-7.46 (m, 1H, H_{arom}), 7.55-7.67 (m, 6H, H_{arom}), 7.84 (d, 1H, H_{arom}, J= 8.3 Hz), 7.95 (d, 1H, H_{arom}, J= 8.3 Hz), 8.10 (d, 1H, H_{arom}, J= 8.6 Hz), 8.18 (d, 1H, H_{arom}, J= 5.6 Hz), 8.80 (s, 1H, NH_{urea}), 9.12 (s, 1H, NH_{urea}), 12.78 (s, 1H, NH_{lactame}). ¹³C-NMR (DMSO-d₆), δ (ppm), J (Hz): 20.58 (CH₃), 30.13 (*tert*-Bu), 31.98 (*tert*-Bu), 95.63, 105.52, 117.30, 117.33, 118.37, 121.44, 122.36, 124.21 (2°C), 126.34, 126.68, 126.92, 127.21, 127.69, 129.26 (2°C), 132.14, 137.15, 138.58, 145.08, 145.64, 150.55, 152.23, 156.34, 159.15, 160.64, 160.75. HRMS (EI): *m/z* [M + H] calcd for C₃₂H₂₉N₇O₃: 560.2405; found: 560.2407.

10

Synthesis 109

1-(3-*tert*-butyl-1-phenyl-1H-pyrazol-5-yl)-3-(4-(3-methyl-2-oxo-1,2-dihydropyrido [2,3-*b*]pyrazin-8-yloxy)naphthalen-1-yl)urea (AA-035)



15 Method F2 was used with 8-(4-aminonaphthalen-1-yloxy)-3-methylpyrido[2,3-*b*]pyrazin-2(1H)-one and 3-*tert*-butyl-5-isocyanato-1-phenyl-1H-pyrazole to afford the title compound as a white solid (50 mg, 41%).

¹H-NMR (DMSO-d₆), δ (ppm), J (Hz): 1.29 (s, 9H, *tert*-Bu), 2.51 (3H, s, Me), 6.43 (d, 1H, H_{arom}, J= 5.3 Hz), 6.59 (s, 1H, H_{arom}), 7.38 (d, 1H, H_{arom}, J= 8.3 Hz), 7.44 (t, 1H, H_{arom}, J= 7.3 Hz), 7.55-7.61 (m, 5H, H_{arom}), 7.66 (t, 1H, H_{arom}, J= 7.6 Hz), 7.91-7.95 (m, 2H, H_{arom}), 8.09 (d, 1H, H_{arom}, J= 8.6 Hz), 8.21 (d, 1H, H_{arom}, J= 5.4 Hz), 8.80 (s, 1H, NH_{urea}), 9.13 (s, 1H, NH_{urea}), 12.65 (s, 1H, NH_{lactame}). ¹³C-NMR (DMSO-d₆), δ (ppm), J (Hz): 20.95 (CH₃), 30.09 (*tert*-Bu), 31.95 (*tert*-Bu), 95.66, 108.51, 116.89, 118.33, 118.81, 121.79, 122.17, 124.16 (2°C), 126.28, 126.66, 126.69, 127.17, 127.74, 129.21 (2°C), 132.04, 137.12, 138.58, 143.77, 144.88, 144.99, 152.15, 152.24, 154.54, 160.74, 164.12. HRMS (EI): *m/z* [M + H] calcd for C₃₂H₂₉N₇O₃: 560.2405; found: 560.2402.

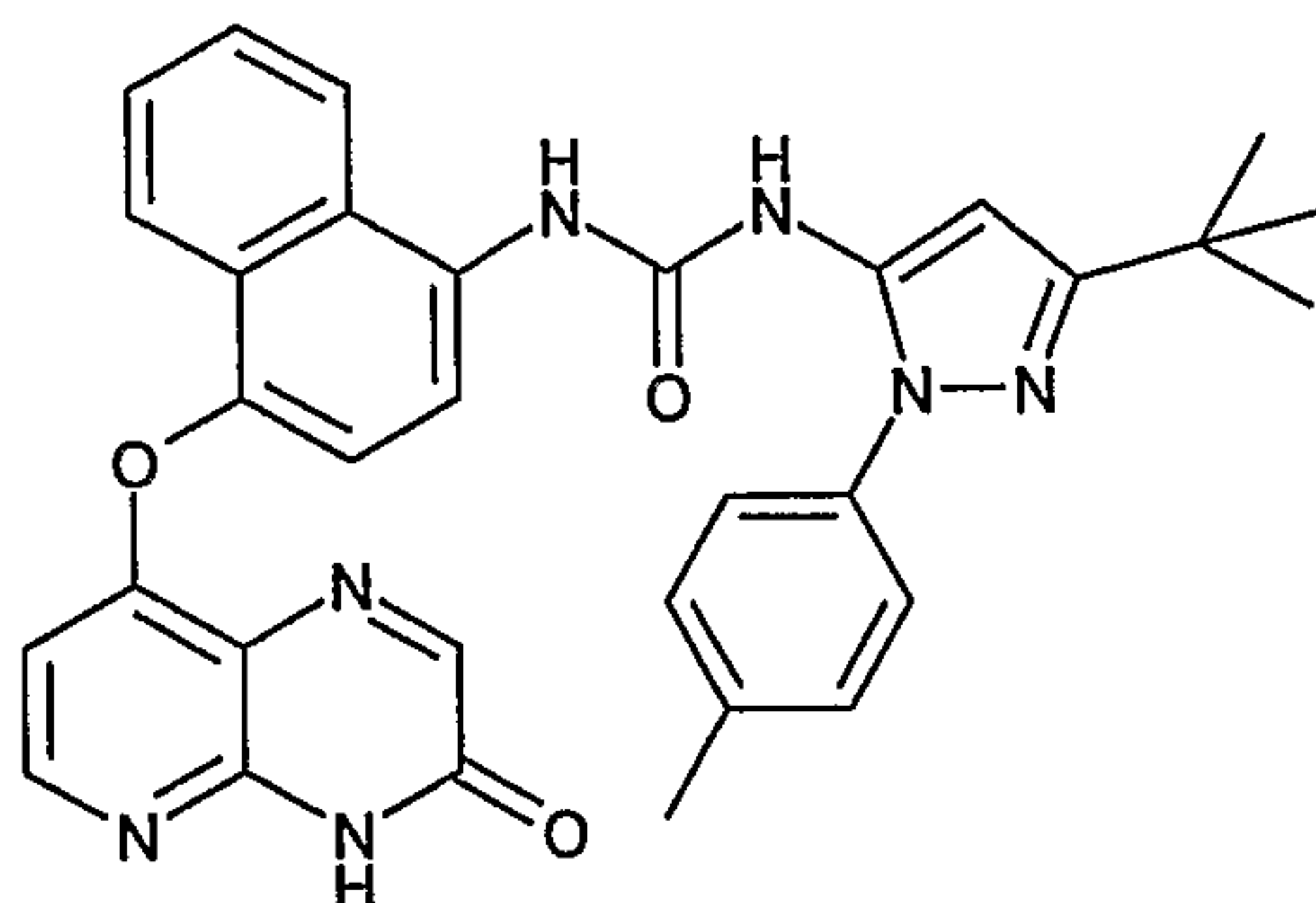
20

25

- 158 -

Synthesis 110

1-(3-*tert*-butyl-1-*p*-tolyl-1H-pyrazol-5-yl)-3-(4-(3-oxo-3,4-dihydropyrido[2,3-*b*]pyrazin-8-yloxy)naphthalen-1-yl)urea (AA-010)



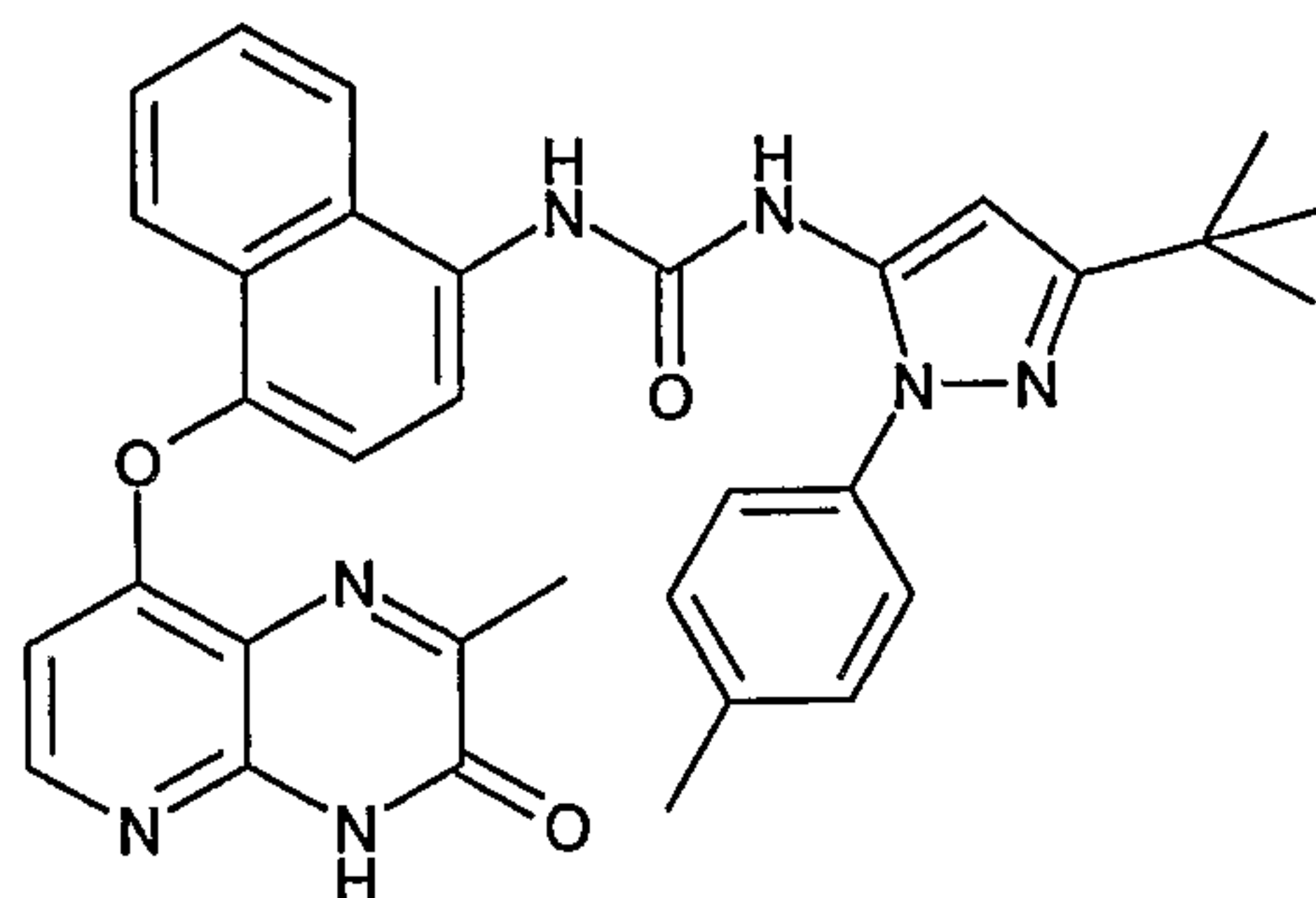
5 Method F2 was used with 8-(4-aminonaphthalen-1-yloxy)pyrido[2,3-*b*]pyrazin-3(4H)-one and 3-*tert*-butyl-5-isocyanato-1-tolyl-1H-pyrazole to afford the title compound as a slightly yellow solid (80 mg, 70%).

¹H-NMR (DMSO-*d*₆), δ (ppm), J (Hz): 1.29 (s, 9H, *tert*- Bu), 2.40 (s, 3H, Me), 6.40 (d, 1H, H_{arom}, J= 5.6 Hz), 6.41 (s, 1H, H_{arom}), 7.37-7.39 (m, 3H, H_{arom}), 7.47 (d, 2H, H_{arom}, J= 8.1 Hz), 7.57 (t, 1H, H_{arom}, J= 7.6 Hz), 7.66 (t, 1H, H_{arom}, J= 7.6 Hz), 7.86 (d, 1H, H_{arom}, J= 8.4 Hz), 7.97 (d, 1H, H_{arom}, J= 8.3 Hz), 8.11 (d, 1H, H_{arom}, J= 8.6 Hz), 8.25 (s, 1H, H_{arom}), 8.26 (d, 1H, H_{arom}, J= 5.7 Hz), 8.77 (s, 1H, NH_{urea}), 9.13 (s, 1H, NH_{urea}), 12.94 (s, 1H, NH_{lactame}).
¹³C-NMR (DMSO-*d*₆), δ (ppm), J (Hz): 20.51 (CH₃), 30.11 (*tert*- Bu), 31.90 (*tert*- Bu),
 15 95.01, 105.75, 117.02, 118.03, 118.17, 121.30, 122.30, 124.26 (2**C*), 126.21, 126.62, 126.89, 127.61, 129.61 (2**C*), 132.14, 136.05, 136.71, 137.09, 145.02, 145.44, 151.09, 152.08, 156.44, 160.46, 161.30. HRMS (EI): *m/z* [M + H] calcd for C₃₂H₂₉N₇O₃: 560.2405; found: 560.2403.

20

Synthesis 111

1-(3-*tert*-butyl-1-*p*-tolyl-1H-pyrazol-5-yl)-3-(4-(2-methyl-3-oxo-3,4-dihydropyrido [2,3-*b*]pyrazin-8-yloxy)naphthalen-1-yl)urea (AA-011)



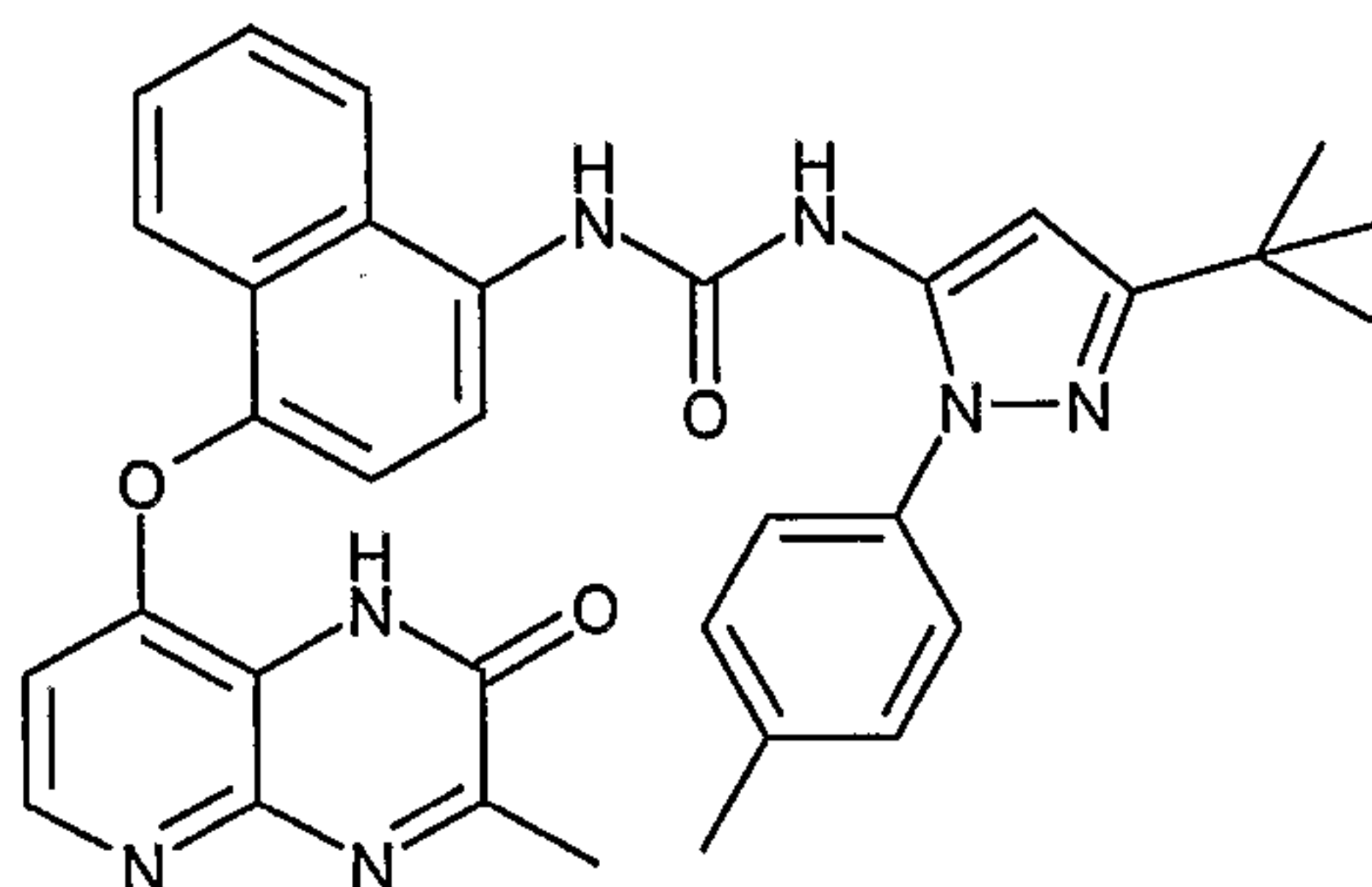
25 Method F2 was used with 8-(4-aminonaphthalen-1-yloxy)-2-methylpyrido[2,3-*b*]pyrazin-3(4H)-one and 3-*tert*-butyl-5-isocyanato-1-tolyl-1H-pyrazole to afford the title compound as a slightly pink solid (67 mg, 69%).

- 159 -

¹H-NMR (DMSO-d₆), δ (ppm), J (Hz): 1.29 (s, 9H, *tert*- Bu), 2.40 (s, 3H, Me), 2.48 (s, 3H, Me), 6.31 (d, 1H, H_{arom}, J= 5.6 Hz), 6.41 (s, 1H, H_{arom}), 7.37-7.38 (m, 3H, H_{arom}), 7.47 (d, 2H, H_{arom}, J= 8.3 Hz), 7.56 (t, 1H, H_{arom}, J= 7.5 Hz), 7.66 (t, 1H, H_{arom}, J= 7.4 Hz), 7.84 (d, 1H, H_{arom}, J= 8.4 Hz), 7.97 (d, 1H, H_{arom}, J= 8.3 Hz), 8.11 (d, 1H, H_{arom}, J= 8.6 Hz), 8.18 (d, 1H, H_{arom}, J= 5.6 Hz), 8.77 (s, 1H, NH_{urea}), 9.13 (s, 1H, NH_{urea}), 12.80 (s, 1H, NH_{lactame}). ¹³C-NMR (DMSO-d₆), δ (ppm), J (Hz): 20.51 (2*CH₃), 30.11 (*tert*- Bu), 31.91 (*tert*- Bu), 95.03, 105.51, 117.21, 117.33, 118.21, 121.40, 122.30, 124.26 (2*C), 126.31, 126.60, 126.85, 127.60, 129.61 (2*C), 132.11, 136.05, 136.71, 137.09, 145.04, 145.61, 150.48, 152.09, 156.28, 159.09, 160.47, 160.60. HRMS (EI): *m/z* [M + H] calcd for C₃₃H₃₁N₇O₃: 574.2561; found: 574.2558.

Synthesis 112

1-(3-*tert*-butyl-1-*p*-tolyl-1H-pyrazol-5-yl)-3-(4-(3-methyl-2-oxo-1,2-dihydropyrido [2,3-*b*]pyrazin-8-yloxy)naphthalen-1-yl)urea (AA-036)



15

Method F2 was used with 8-(4-aminonaphthalen-1-yloxy)-3-methylpyrido[2,3-*b*]pyrazin-2(1H)-one and 3-*tert*-butyl-5-isocyanato-1-*p*-tolyl-1H-pyrazole to afford the title compound as a white solid (71 mg, 49%).

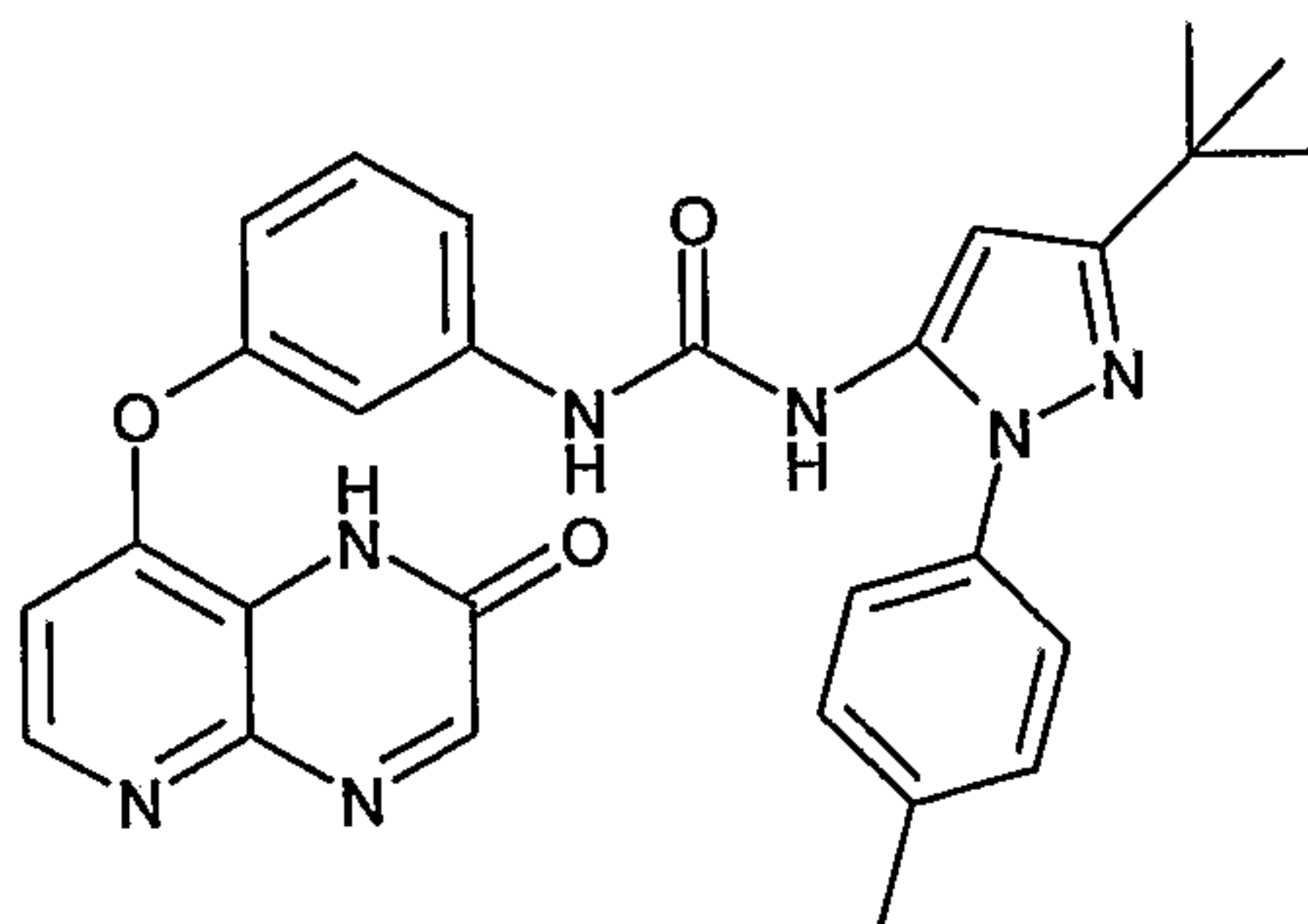
¹H-NMR (DMSO-d₆), δ (ppm), J (Hz): 1.29 (s, 9H, *tert*- Bu), 2.40 (3H, s, Me), 2.52 (3H, s, Me), 6.41 (s, 1H, H_{arom}), 6.59 (d, 1H, H_{arom}, J= 5.4 Hz), 7.37-7.39 (m, 3H, H_{arom}), 7.47 (d, 2H, H_{arom}, J= 8.2 Hz), 7.57 (t, 1H, H_{arom}, J= 7.6 Hz), 7.66 (t, 1H, H_{arom}, J= 7.6 Hz), 7.92 (d, 1H, H_{arom}, J= 8.4 Hz), 7.96 (d, 1H, H_{arom}, J= 8.3 Hz), 8.09 (d, 1H, H_{arom}, J= 8.6 Hz), 8.21 (d, 1H, H_{arom}, J= 5.4 Hz), 8.76 (s, 1H, NH_{urea}), 9.12 (s, 1H, NH_{urea}), 12.65 (s, 1H, NH_{lactame}). ¹³C-NMR (DMSO-d₆), δ (ppm), J (Hz): 20.51 (CH₃), 20.93 (CH₃), 30.11 (*tert*- Bu), 31.90 (*tert*- Bu), 95.00, 108.48, 116.88, 118.10, 118.75, 121.77, 122.13, 124.26 (2*C), 126.26, 126.61, 126.67, 127.61, 129.61 (2*C), 132.05, 136.04, 136.71, 137.09, 143.72, 144.88, 152.08, 154.51, 160.46, 164.11. HRMS (EI): *m/z* [M + H] calcd for C₃₃H₃₁N₇O₃: 574.2561; found: 574.2560.

30

- 160 -

Synthesis 113

1-(3-*tert*-butyl-1-*p*-tolyl-1H-pyrazol-5-yl)-3-(3-(2-oxo-1,2-dihydropyrido[2,3-*b*]pyrazin-8-yloxy)phenyl)urea (AA-031)



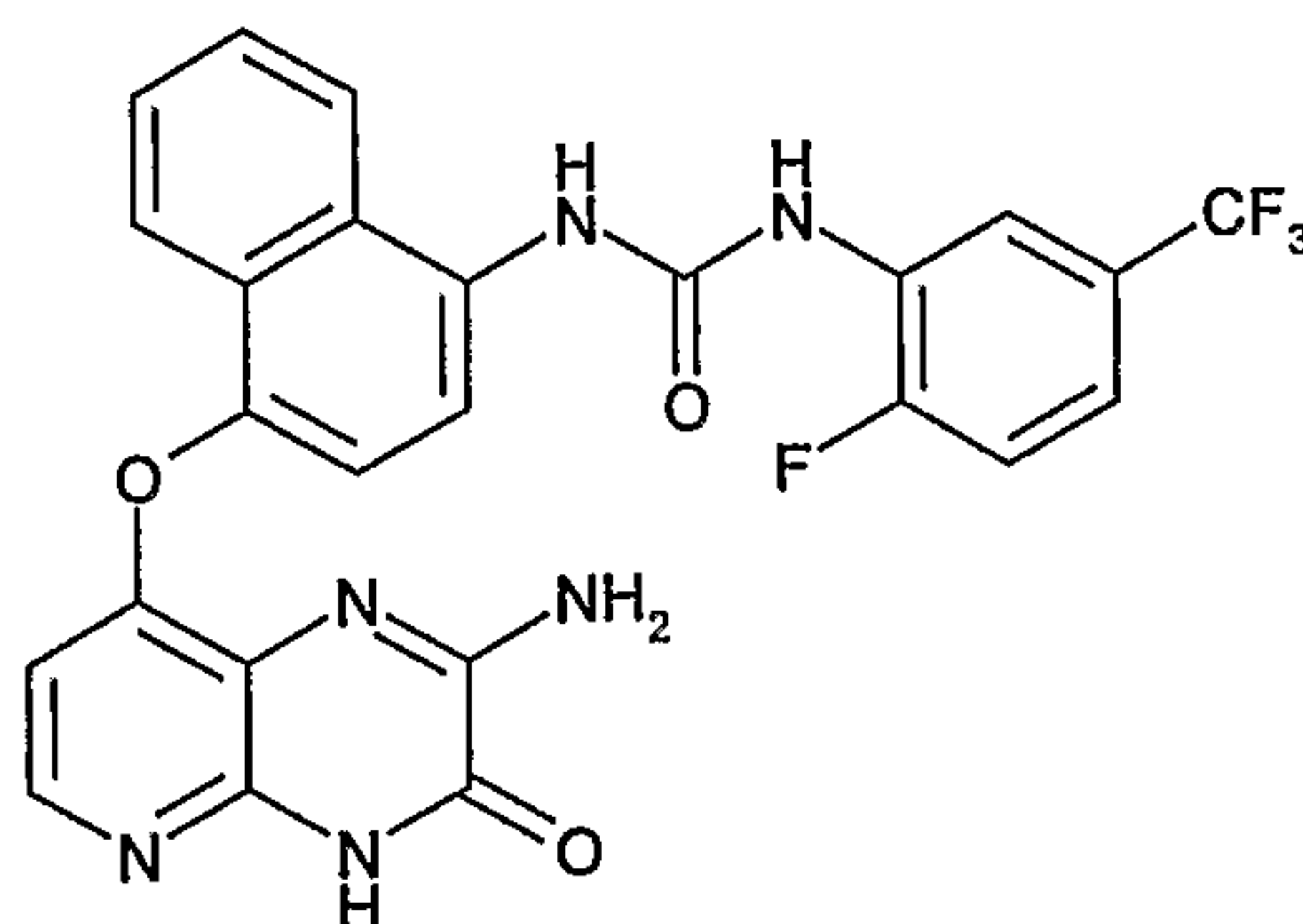
5 Method F2 was used with 8-(3-aminophenoxy)pyrido[2,3-*b*]pyrazin-2(1H)-one and 3-*tert*-butyl-5-isocyanato-1-*p*-tolyl-1H-pyrazole to afford the title compound as a slightly yellow solid (9 mg, 13%).

10 ¹H-NMR (DMSO-*d*₆), δ (ppm), J (Hz): 1.26 (s, 9H, *tert*- Bu), 2.37 (s, 3H, Me), 6.32 (s, 1H, H_{arom}), 6.85 (dd, 1H, H_{arom}, J= 8.1 Hz, J= 1.7 Hz), 6.89 (d, 1H, H_{py}, J= 5.3 Hz), 7.19 (d, 1H, H_{arom}, J= 8.2 Hz), 7.31-7.33 (m, 2H, H_{arom}), 7.37 – 7.40 (m, 3H, H_{arom}), 7.47 (s, 1H, H_{arom}), 8.37-8.41 (m, 3H, H_{arom}), 9.23 (s, 1H, NH_{urea}), 12.54 (s, 1H, NH_{lactame}). ¹³C-NMR (δ, ppm, DMSO-*d*₆): 20.55 (CH₃), 30.16 (*tert*- Bu), 31.95 (*tert*- Bu), 95.15, 109.72, 110.44, 113.64, 115.03, 124.32 (2**C*), 129.63 (2**C*), 130.46, 135.97, 136.78, 136.82, 141.30, 145.25, 151.41, 154.18, 154.65, 160.48. HRMS (EI): *m/z* [M + H] calcd for C₂₈H₂₇N₇O₃: 510.2248; found: 510.2250.

15

Synthesis 114

20 1-(4-(2-amino-3-oxo-3,4-dihydropyrido[2,3-*b*]pyrazin-8-yloxy)naphthalen-1-yl)-3-(2-fluoro-5-(trifluoromethyl)phenyl)urea (AA-015)



Method F2 was used with 2-amino-8-(4-aminonaphthalen-1-yloxy)pyrido[2,3-*b*]pyrazin-3(4H)-one and 1-fluoro-2-isocyanato-4-(trifluoromethyl)benzene to afford the title compound as a slightly pink solid (73 mg, 89%).

25

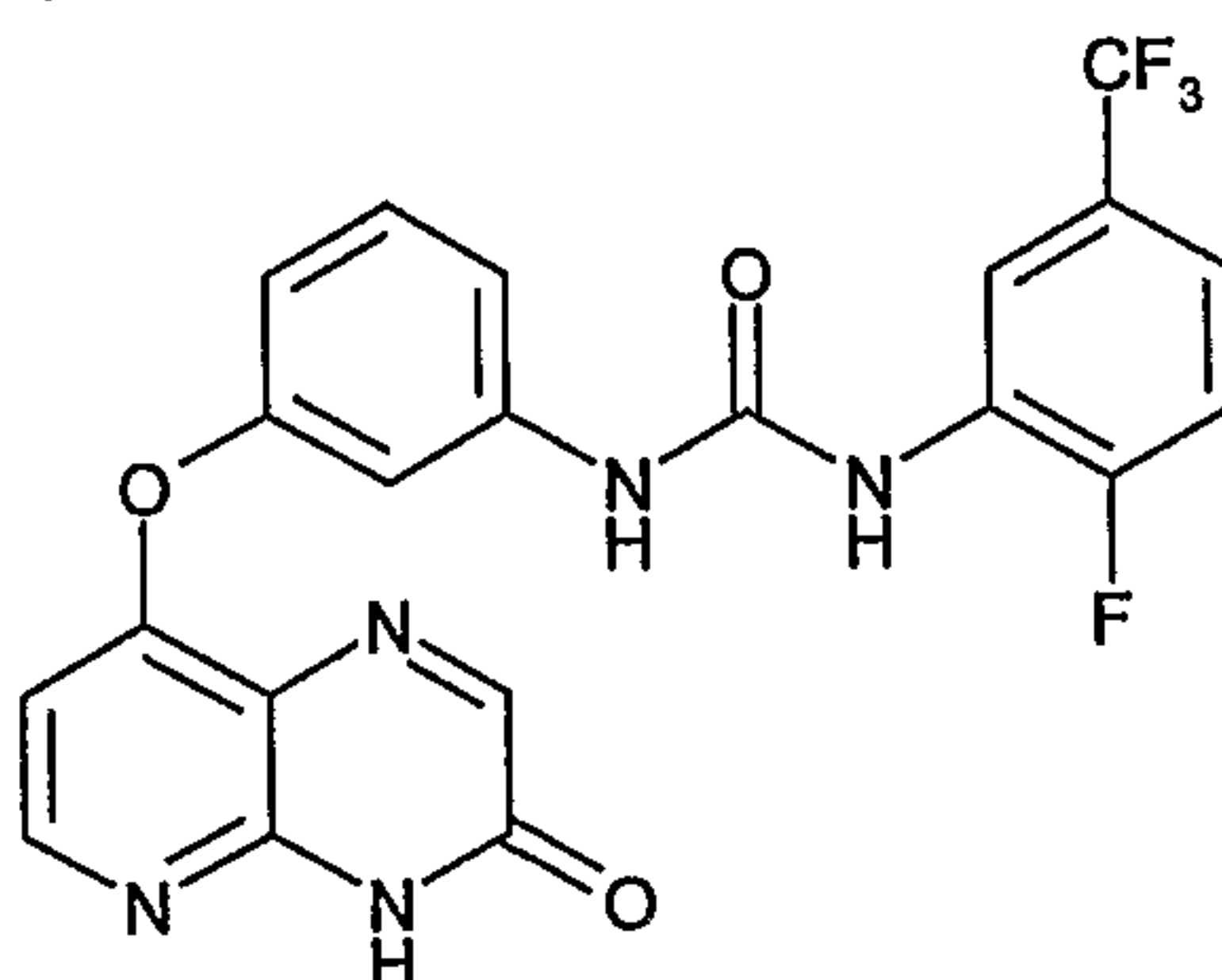
¹H-NMR (DMSO-*d*₆), δ (ppm), J (Hz): 6.32 (d, 1H, H_{arom}, J= 5.5 Hz), 7.27 (d, 1H, H_{arom}, J= 8.3 Hz), 7.40-7.42 (m, 1H, H_{arom}), 7.54 (t, 1H, H_{arom}, J= 9.8 Hz), 7.59 (t, 1H, H_{arom}, J=

- 161 -

7.6 Hz), 7.70 (t, 1H, H_{arom} , $J = 8.1$ Hz), 7.90 (d, 1H, H_{arom} , $J = 5.5$ Hz), 7.93 (d, 1H, H_{arom} , $J = 8.3$ Hz), 8.01 (d, 1H, H_{arom} , $J = 8.3$ Hz), 8.22 (d, 1H, H_{arom} , $J = 8.6$ Hz), 8.69 (dd, 1H, H_{arom} , $J = 7.3$ Hz, $J = 1.9$ Hz), 9.27 (s, 1H, NH_{urea}), 9.36 (s, 1H, NH_{urea}), 12.59 (s, 1H, NH_{lactame}). ^{13}C -NMR (DMSO- d_6), δ (ppm), J (Hz): 106.41, 115.99, 116.14, 116.44, 118.47, 119.10, 119.36, 121.67, 121.90, 122.72, 124.89, 125.32, 126.38, 126.67, 127.61, 128.74, 130.87, 142.97, 143.57, 146.16, 151.73, 152.35, 152.68, 154.32, 157.17. HRMS (EI): m/z [$M + H$] calcd for $\text{C}_{25}\text{H}_{16}\text{F}_4\text{N}_6\text{O}_3$: 525.1293; found: 525.1292.

Synthesis 115

10 1-(2-fluoro-5-(trifluoromethyl)phenyl)-3-(3-(3-oxo-3,4-dihydropyrido[2,3-b]pyrazin-8-yloxy)phenyl)urea (AA-007)



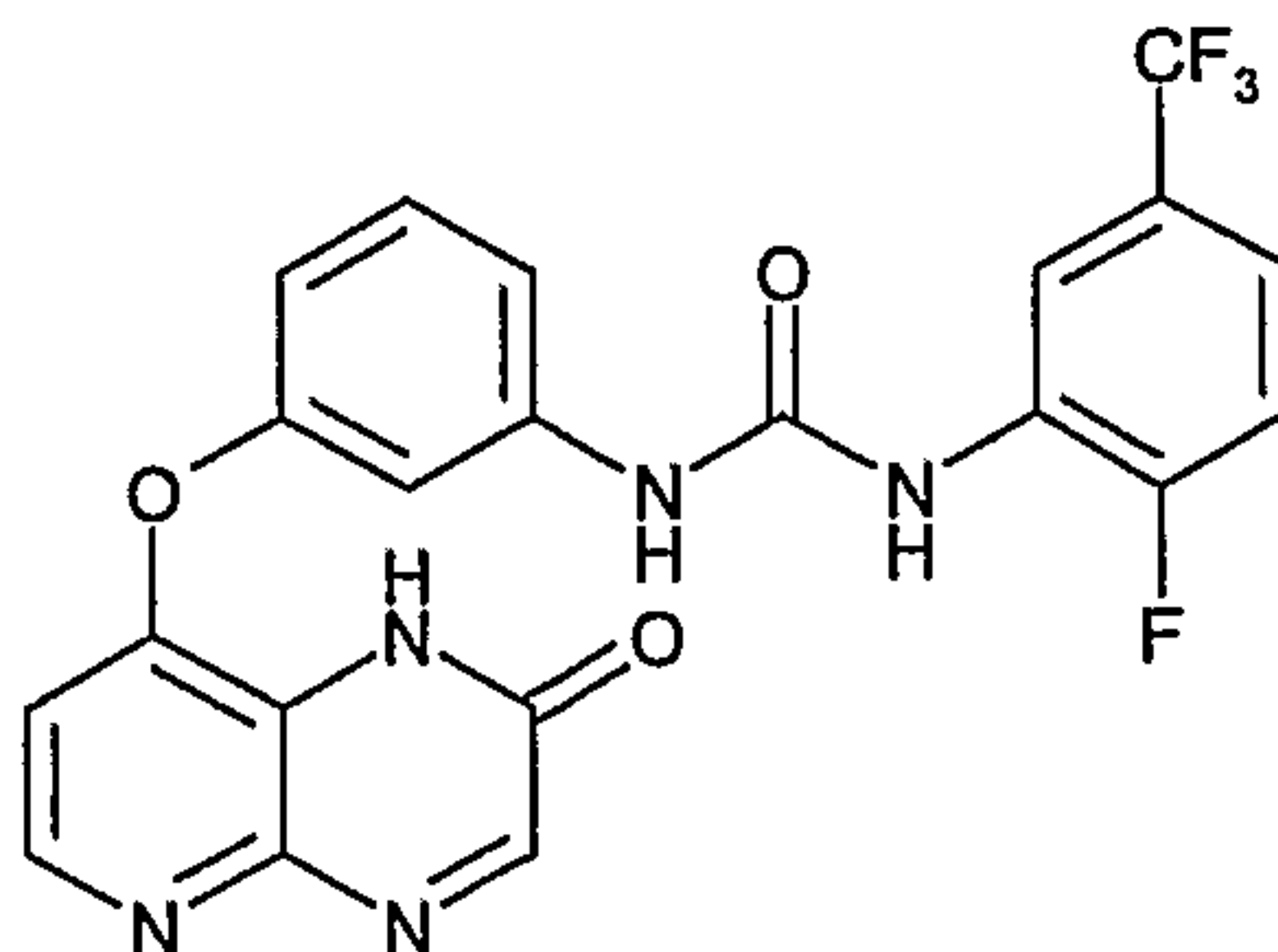
Method F2 was used with 8-(3-aminophenoxy)pyrido[2,3-b]pyrazin-3(4H)-one and 1-fluoro-2-isocyanato-4-(trifluoromethyl)benzene to afford the title compound as a white solid (30 mg, 42%).

^1H -NMR (DMSO- d_6), δ (ppm), J (Hz): 6.61 (d, 1H, H_{Py} , $J = 5.6$ Hz), 6.89 (dd, 1H, H_{arom} , $J = 8.0$ Hz, $J = 1.9$ Hz), 7.26 (d, 1H, H_{arom} , $J = 8.1$ Hz), 7.39 – 7.53 (m, 4H, H_{arom}), 8.18 (s, 1H, H_{arom}), 8.37 (d, 1H, H_{Py} , $J = 5.6$ Hz), 8.55 (d, 1H, H_{arom} , $J = 7.2$ Hz), 8.99 (s, 1H, NH_{urea}), 9.44 (s, 1H, NH_{urea}), 12.94 (s, 1H, NH_{lactame}). ^{13}C -NMR (DMSO- d_6), δ (ppm), J (Hz): 106.41, 109.96, 113.96, 115.31, 116.00, 116.96, 118.50, 119.56, 122.74, 125.30, 128.43, 130.63, 141.05, 145.76, 151.01, 152.06, 152.68, 154.43, 154.66, 156.71, 160.53. HRMS (EI): m/z [$M + H$] calcd for $\text{C}_{21}\text{H}_{13}\text{F}_4\text{N}_5\text{O}_3$: 460.1027; found: 460.1023.

25

Synthesis 116

1-(2-fluoro-5-(trifluoromethyl)phenyl)-3-(3-(2-oxo-1,2-dihydropyrido[2,3-b]pyrazin-8-yloxy)phenyl)urea (AA-032)



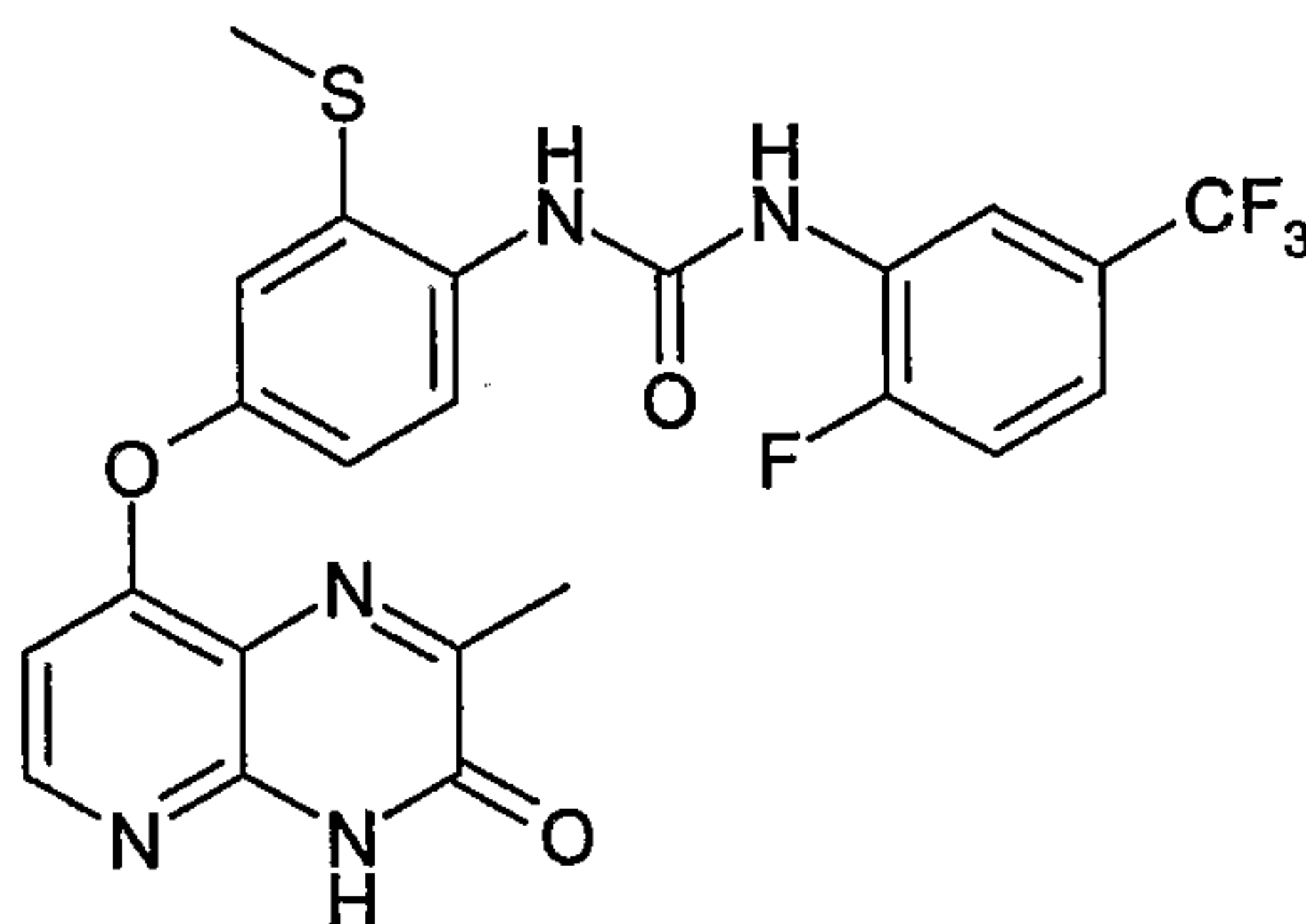
- 162 -

Method F2 was used with 8-(3-aminophenoxy)pyrido[2,3-b]pyrazin-2(1H)-one and 1-fluoro-2-isocyanato-4-(trifluoromethyl)benzene to afford the title compound as a white solid (49 mg, 73%).

5 ¹H-NMR (DMSO-d₆), δ (ppm), J (Hz): 6.87-6.88 (m, 2H, H_{arom}), 7.26 (d, 1H, H_{arom}, J=7.9 Hz), 7.40 – 7.54 (m, 4H, H_{arom}), 8.35 (d, 1H, H_{Py,6}, J= 5.3 Hz), 8.40 (s, 1H, H_{arom}), 8.54 (d, 1H, H_{arom}, J= 7.2 Hz), 9.05 (s, 1H, NH_{urea}), 9.52 (s, 1H, NH_{urea}), 12.62 (s, 1H, NH_{lactame}). ¹³C-NMR (DMSO-d₆), δ (ppm), J (Hz): 109.88, 110.21, 113.78, 115.14, 115.92, 116.09, 116.85, 119.46, 122.66, 125.11, 128.36, 130.41, 140.91, 144.46, 145.05, 151.96, 152.32, 152.60, 154.22, 154.57, 155.06. HRMS (EI): *m/z* [M + H] calcd for C₂₁H₁₃F₄N₅O₃: 460.1027; found: 460.1025.

Synthesis 117

15 1-(2-fluoro-5-(trifluoromethyl)phenyl)-3-(4-(2-methyl-3-oxo-3,4-dihydropyrido[2,3-b]pyrazin-8-yloxy)-2-(methylthio)phenyl)urea (AA-060)



Method F2 was used with 8-(4-amino-3-(methylthio)phenoxy)-2-methylpyrido[2,3-b]pyrazin-3(4H)-one and 1-fluoro-2-isocyanato-4-(trifluoromethyl)benzene, to afford the title compound was obtained as a white solid (5mg, 12%).

20

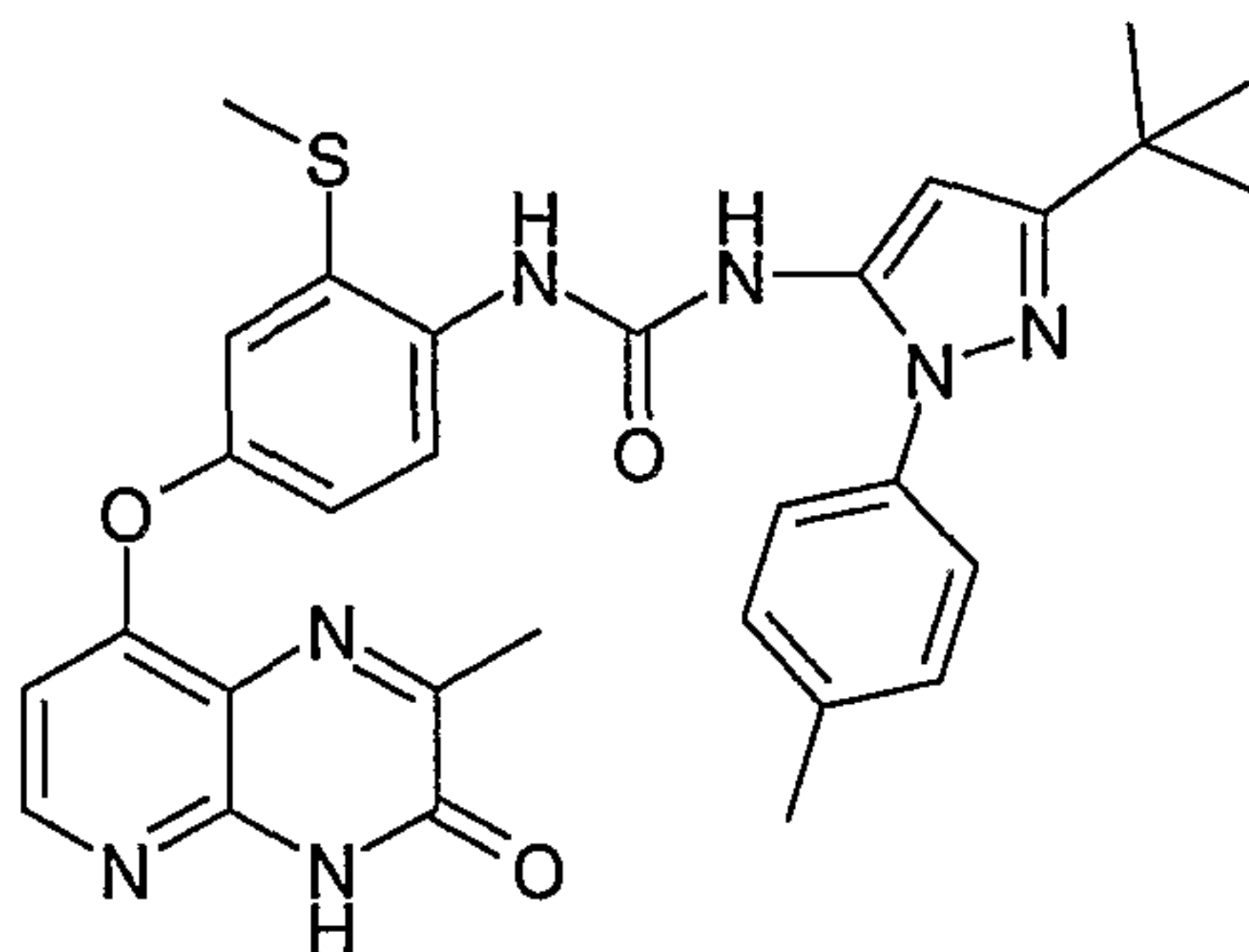
¹H-NMR (DMSO-d₆), δ (ppm), J (Hz): : 2.50 (s, 3H, CH₃), 2.52 (s, 3H, CH₃), 6.66 (d, 1H, H_{Py}, J=5.6 Hz), 7.17 (m, 1H, H_{arom}), 7.35 (d, 1H, H_{arom}, J=2.7 Hz), 7.42 (m, 2H, H_{arom}), 8.17 (d, 1H, H_{arom}, J=8.8 Hz), 8.31 (m, 2H, H_{Py}, + H_{arom}), 8.83 (m, 1H, H_{arom}), 9.01 (m, 1H, H_{arom}), 11.59 (bs, 1H, NH). LC-MS (*m/z*): 520 (M+H, 100), rt=2.73min.

25

- 163 -

Synthesis 118

1-(3-*tert*-butyl-1-*p*-tolyl-1H-pyrazol-5-yl)-3-(4-(2-methyl-3-oxo-3,4-dihydropyrido [2,3-b]pyrazin-8-yloxy)-2-(methylthio)phenyl)urea (AA-061)



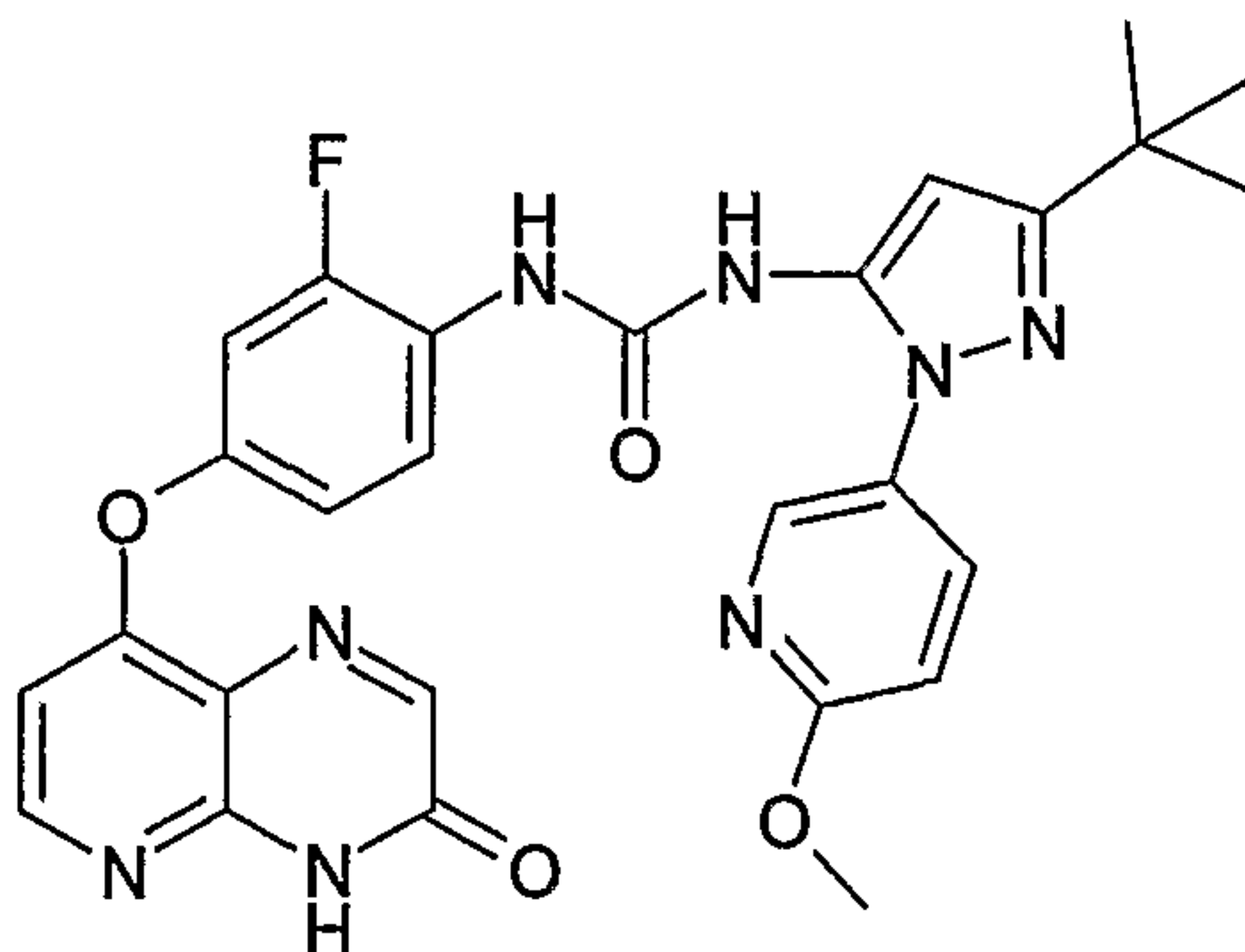
5 Method F2 was used with 8-(4-amino-3-(methylthio)phenoxy)-2-methylpyrido[2,3-b]pyrazin-3(4H)-one and 3-*tert*-butyl-5-isocyanato-1-tolyl-1H-pyrazole, to afford the title compound (9mg, 20%) as a white solid.

10 ¹H-NMR (DMSO-d₆), δ (ppm), J (Hz): 1.29 (s, 9H, *tert*- Bu), 2.35 (s, 3H, CH₃), 2.37 (s, 3H, CH₃), 2.43 (s, 3H, CH₃), 6.44 (s, 1H, CH), 6.56 (d, 1H, H_{Py} J=5.6 Hz), 7.06 (dd, 1H, H_{arom}, J=8.8 Hz and J=2.7 Hz), 7.23-7.27 (m, 3H, H_{arom}, J=2.7 Hz), 7.42 (m, 2H, H_{arom}), 7.97 (s, 1H, H_{arom}), 8.12 (d, 1H, H_{arom}, J=8.8 Hz), 8.22 (d, 1H, H_{Py} J=5.6 Hz), 8.32 (m, 1H, H_{arom}), 11.28 (bs, 1H, NH). LC-MS (*m/z*): 570 (M+H, 100), rt=2.70min. HRMS (EI): *m/z* (M+H, 100) calcd for C₃₀H₃₁N₇O₃S: 570.2281; found: 570.2282.

15

Synthesis 119

1-(3-*tert*-butyl-1-(6-methoxypyridin-3-yl)-1H-pyrazol-5-yl)-3-(2-fluoro-4-(3-oxo-3,4-dihydropyrido[2,3-b]pyrazin-8-yloxy)phenyl)urea (AA-062)



20 Method F2 was used with 8-(4-amino-3-fluorophenoxy)pyrido[2,3-b]pyrazin-3(4H)-one and 5-(3-*tert*-butyl-5-isocyanato-1H-pyrazol-1-yl)-2-methoxypyridine to afford the title compound (6mg, 7%) as a white solid.

25 ¹H-NMR (DMSO-d₆), δ (ppm), J (Hz): 1.77 (s, 9H, *tert*- Bu), 4.40 (s, 3H, CH₃), 6.93 (s, 1H, CH), 7.15 (d, 1H, H_{Py}, J=5.6 Hz), 7.36 (d, 1H, H_{arom}, J=8.8 Hz), 7.51 (d, 1H, H_{arom}, J=8.4 Hz), 7.59 (dd, 1H, H_{arom}, J=11.7 Hz and J=2.6 Hz), 8.31 (dd, 1H, H_{arom}, J=8.7 Hz and J=2.6 Hz), 8.58 (s, 1H, H_{arom}), 8.68 (bs, 1H, H_{arom}), 8.75-8.82 (m, 4H, H_{Py} + H_{arom}),

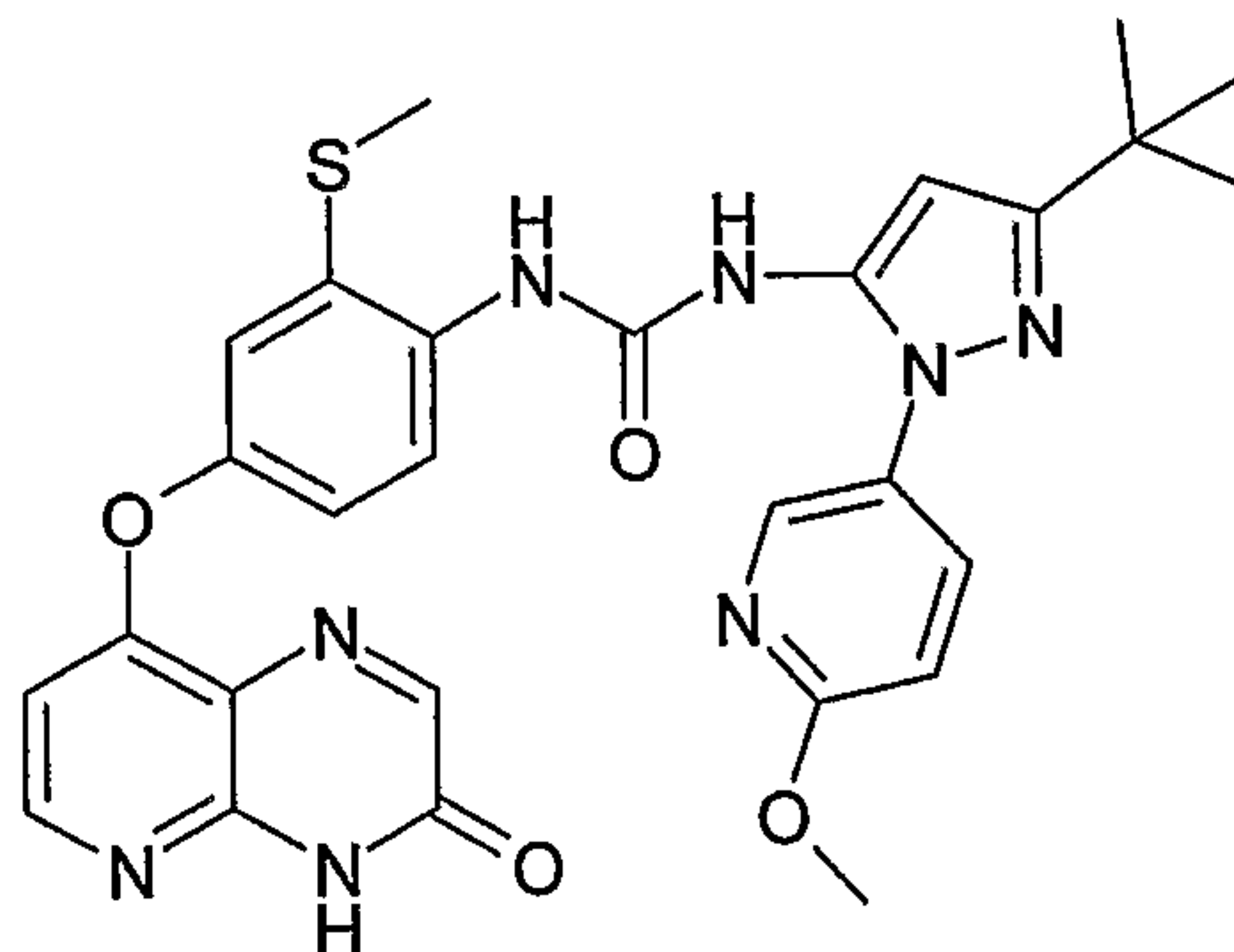
- 164 -

11.95 (bs, 1H, NH). $^{13}\text{C-NMR}$ (DMSO- d_6), δ (ppm), J (Hz):: 40.3, 42.6, 63.6, 106.0, 117.3, 118.5, 118.7, 121.4, 126.9, 129.4, 132.5, 132.6, 135.7, 140.5, 146.6, 147.8, 153.3, 156.2, 161.5, 161.7, 162.6, 166.5, 171.8, 172.2, 173.6. $^{19}\text{F-NMR}$ (δ , ppm, DMSO- d_6): -126.99. LC-MS (m/z): 545 (M+H, 100), $rt=2.58\text{min}$.

5

Synthesis 120

1-(3-*tert*-butyl-1-(6-methoxypyridin-3-yl)-1H-pyrazol-5-yl)-3-(2-(methylthio)-4-(3-oxo-3,4-dihydropyrido[2,3-b]pyrazin-8-yloxy)phenyl)urea (AA-063)

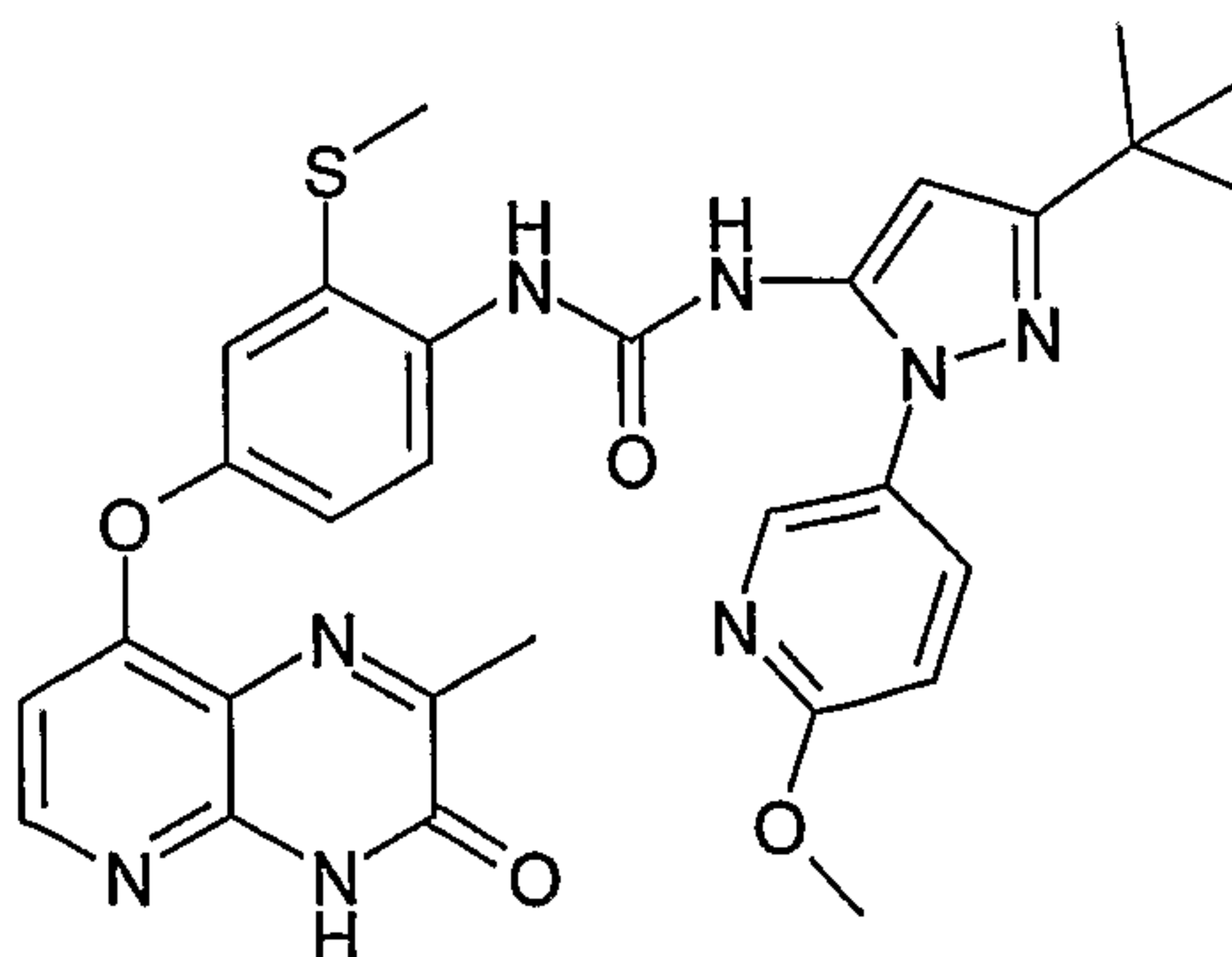


10 Method F2 was used with 8-(4-amino-3-(methylthio)phenoxy)pyrido[3,2-b]pyrazin-3(4H)-one and 5-(3-*tert*-butyl-5-isocyanato-1H-pyrazol-1-yl)-2-methoxypyridine to afford the title compound (97mg, 53%) as a white powder.

15 $^1\text{H-NMR}$ (DMSO- d_6), δ (ppm), J (Hz): 1.27 (s, 9H, *tert*-Bu), 2.43 (s, 3H, CH_3), 3.92 (s, 3H, SCH_3), 6.37 (s, 1H, CH), 6.59 (d, 1H, H_{Py} , J=5.6 Hz), 6.99 (d, 1H, H_{arom} , J=8.8 Hz), 7.03 (dd, 1H, H_{arom} , J=8.8 Hz, J=2.6 Hz), 7.21 (d, 1H, H_{arom} , J=2.6 Hz), 7.74 (d, 1H, H_{arom} , J=8.8 Hz), 7.85 (dd, 1H, H_{arom} , J=8.8 Hz, J=2.6 Hz), 8.18 (s, 1H, NH), 8.33 (d, 1H, H_{arom} , J=2.6 Hz), 8.35 (d, 1H, H_{Py} , J=5.6 Hz), 8.37 (s, 1H, CH), 8.98 (s, 1H, NH), 12.94 (s, 1H, NH). $^{13}\text{C-NMR}$ (DMSO- d_6), δ (ppm), J (Hz): 15.3, 30.0, 31.9, 53.5, 95.3, 106.1, 110.8, 20 117.7, 118.2, 119.3, 124.4, 129.6, 132.0, 133.6, 136.3, 136.6, 142.6, 145.3, 149.9, 150.9, 151.9, 152.0, 156.3, 160.7, 161.0, 162.4. LC-MS (m/z): 573 (M+H, 100), $rt=2.56\text{min}$.

Synthesis 121

25 1-(3-*tert*-butyl-1-(6-methoxypyridin-3-yl)-1H-pyrazol-5-yl)-3-(4-(2-methyl-3-oxo-3,4-dihydropyrido[2,3-b]pyrazin-8-yloxy)-2-(methylthio)phenyl)urea (AA-064)



- 165 -

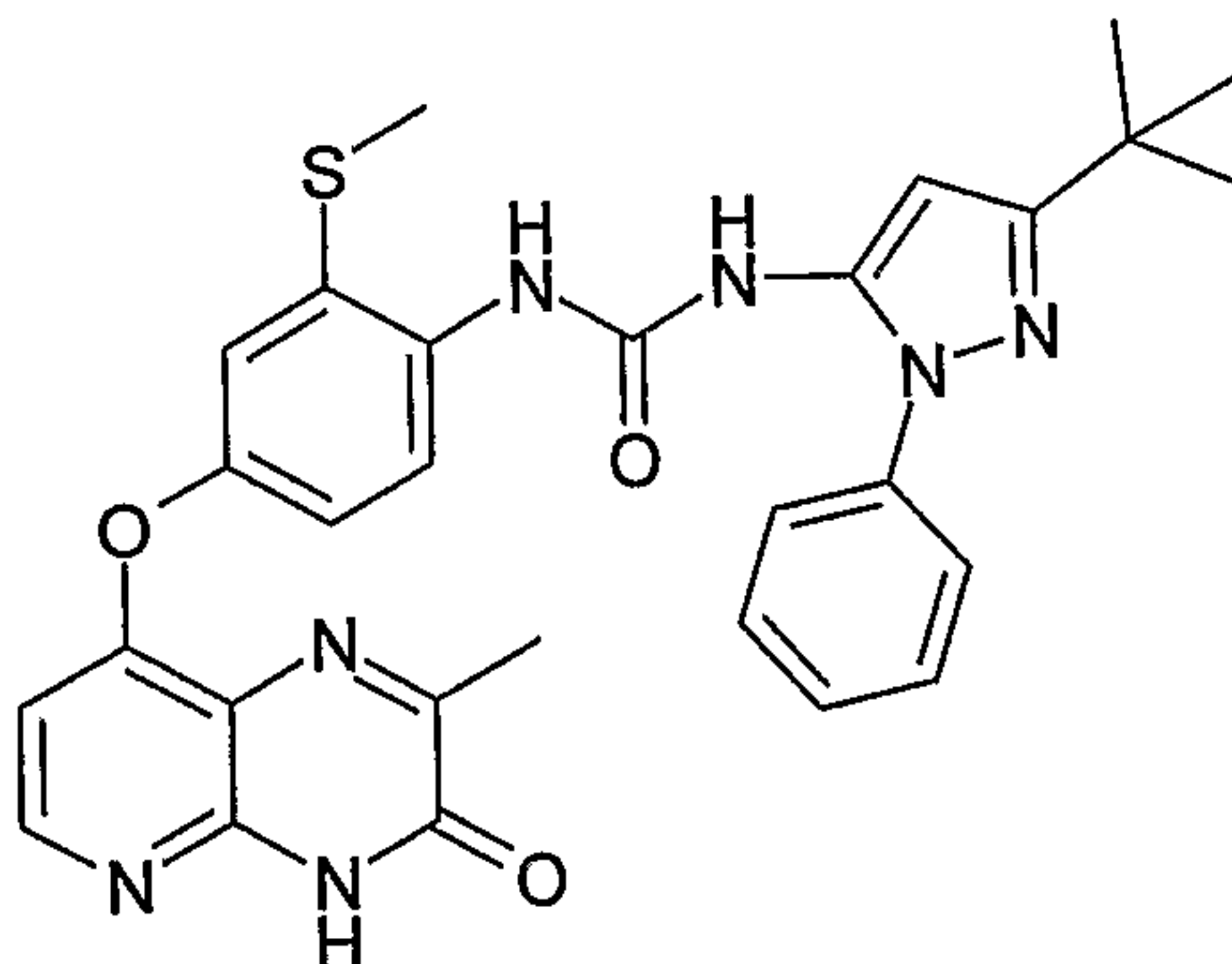
Method F2 was used with 8-(4-amino-3-(methylthio)phenoxy)-2-methylpyrido[2,3-b]pyrazin-3(4H)-one and 5-(3-*tert*-butyl-5-isocyanato-1H-pyrazol-1-yl)-2-methoxypyridine to afford the title compound (33mg, 35%) as a white powder.

5 ¹H-NMR (DMSO-d₆), δ (ppm), J (Hz): 1.27 (s, 9H, *tert*- Bu), 2.43 (s, 3H, CH₃), 2.44 (s, 3H, CH₃), 3.92 (s, 3H, SCH₃), 6.37 (s, 1H, CH), 6.53 (d, 1H, H_{Py}, J=5.6 Hz), 7.99 (d, 1H, H_{arom}, J=8.8 Hz), 7.03 (dd, 1H, H_{arom}, J=8.8 Hz, J=2.6 Hz), 7.21 (d, 1H, H_{arom}, J=2.6 Hz), 7.76 (d, 1H, H_{arom}, J=8.8 Hz), 7.85 (dd, 1H, H_{arom}, J=8.8 Hz, J=2.6 Hz), 8.26 (d, 1H, H_{Py}, J=5.6 Hz), 8.33 (d, 1H, H_{arom}, J=2.6 Hz), 8.35 (s, 1H, NH), 8.96 (s, 1H, NH), 12.76 (s, 1H, NH). ¹³C-NMR (DMSO-d₆), δ (ppm), J (Hz): 15.3, 20.3, 30.0, 31.9, 53.5, 95.3, 105.8, 110.7, 117.5, 117.8, 119.4, 124.3, 129.5, 131.9, 133.5, 136.3, 137.6, 142.6, 145.5, 149.9, 150.4, 151.8, 156.2, 158.8, 159.9, 161.0, 162.3. LC-MS (*m/z*): 587 (M+H, 100), rt=2.63min. HRMS (EI): *m/z* (M+H, 100) calcd for C₂₉H₃₀N₈O₄S: 587.2183; found: 587.2186.

15

Synthesis 122

1-(3-*tert*-butyl-1-phenyl-1H-pyrazol-5-yl)-3-(4-(2-methyl-3-oxo-3,4-dihydropyrido [2,3-b]pyrazin-8-yloxy)-2-(methylthio)phenyl)urea (AA-065)



20 Method F2 was used with 8-(4-amino-3-(methylthio)phenoxy)-2-methylpyrido[2,3-b]pyrazin-3(4H)-one and 3-*tert*-butyl-5-isocyanato-1-phenyl-1H-pyrazole to afford the title compound (45mg, 51%) as a white solid.

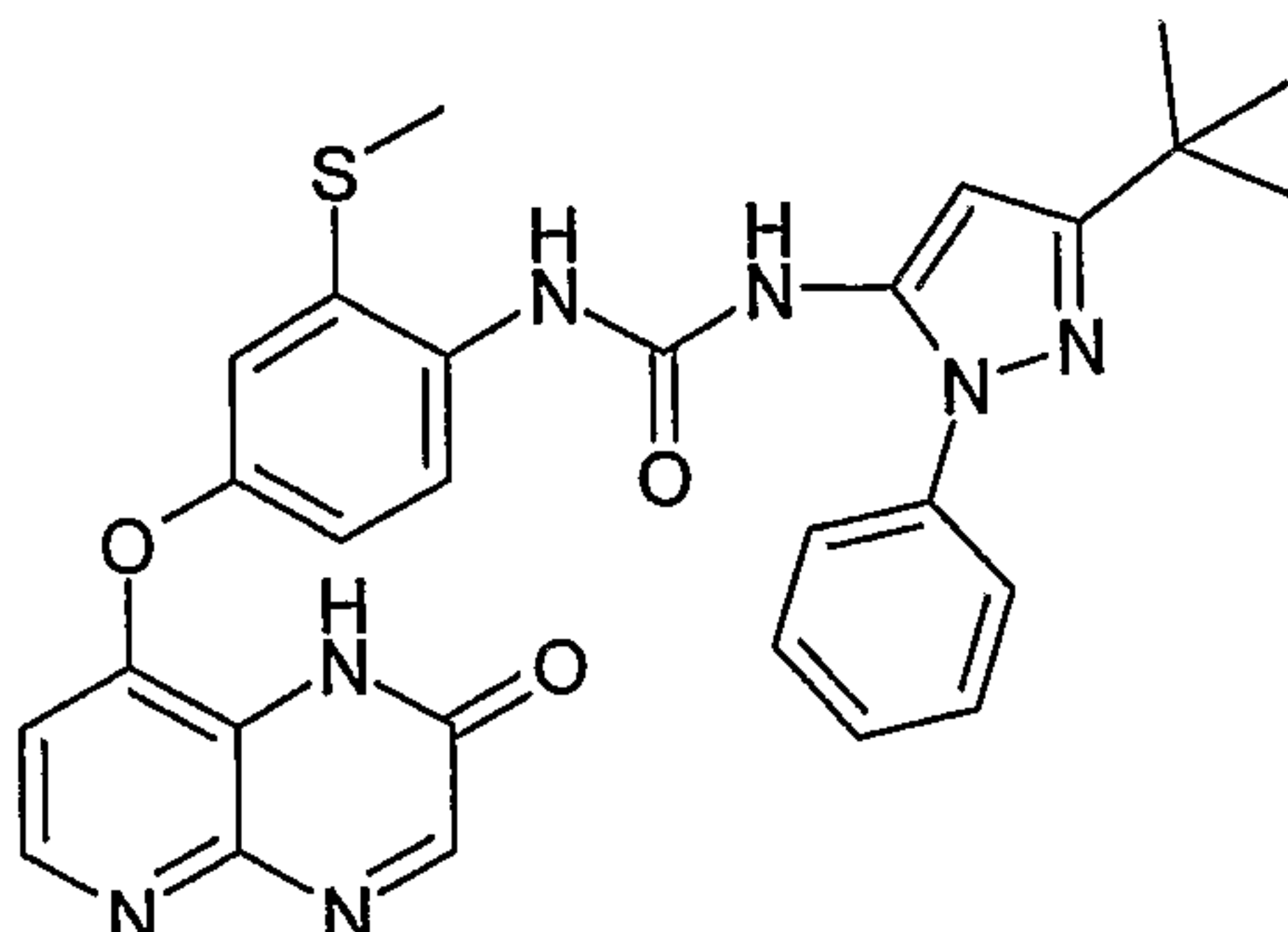
25 ¹H-NMR (acetone-d₆), δ (ppm), J (Hz): 1.28 (s, 9H, *tert*- Bu), 2.43 (s, 3H, CH₃), 2.44 (s, 3H, CH₃), 6.37 (s, 1H, CH), 6.54 (d, 1H, H_{Py}, J=5.6 Hz), 7.02 (dd, 1H, H_{arom}, J=8.8 Hz and J=2.6 Hz), 7.21 (d, 1H, H_{arom}, J=2.6 Hz), 7.39-7.42 (m, 1H, H_{arom}), 7.53-7.55 (m, 4H, H_{arom}), 7.77 (d, 1H, H_{arom}, J=8.8 Hz), 8.27 (d, 1H, H_{Py}, J=5.6 Hz), 8.37 (s, 1H, NH), 8.98 (s, 1H, NH), 12.75 (bs, 1H, NH). ¹³C-NMR (DMSO-d₆), δ (ppm), J (Hz): 15.3, 20.3, 30.0, 31.9, 96.2, 105.8, 117.5, 117.8, 119.5, 123.9 (2), 124.2, 127.0, 129.1(2), 131.8, 133.6, 136.8, 138.6, 145.5, 149.8, 150.4, 152.0, 156.2, 158.8, 159.9, 160.7. LC-MS (*m/z*): 556 (M+H, 100), rt=2.66min. HRMS (EI): *m/z* (M+H, 100) calcd for C₂₉H₂₉N₇O₃S: 556.2125; found: 556.2125.

30

- 166 -

Synthesis 123

1-(3-*tert*-butyl-1-phenyl-1H-pyrazol-5-yl)-3-(2-(methylthio)-4-(2-oxo-1,2-dihydropyrido[2,3-b]pyrazin-8-yloxy)phenyl)urea (AA-066)

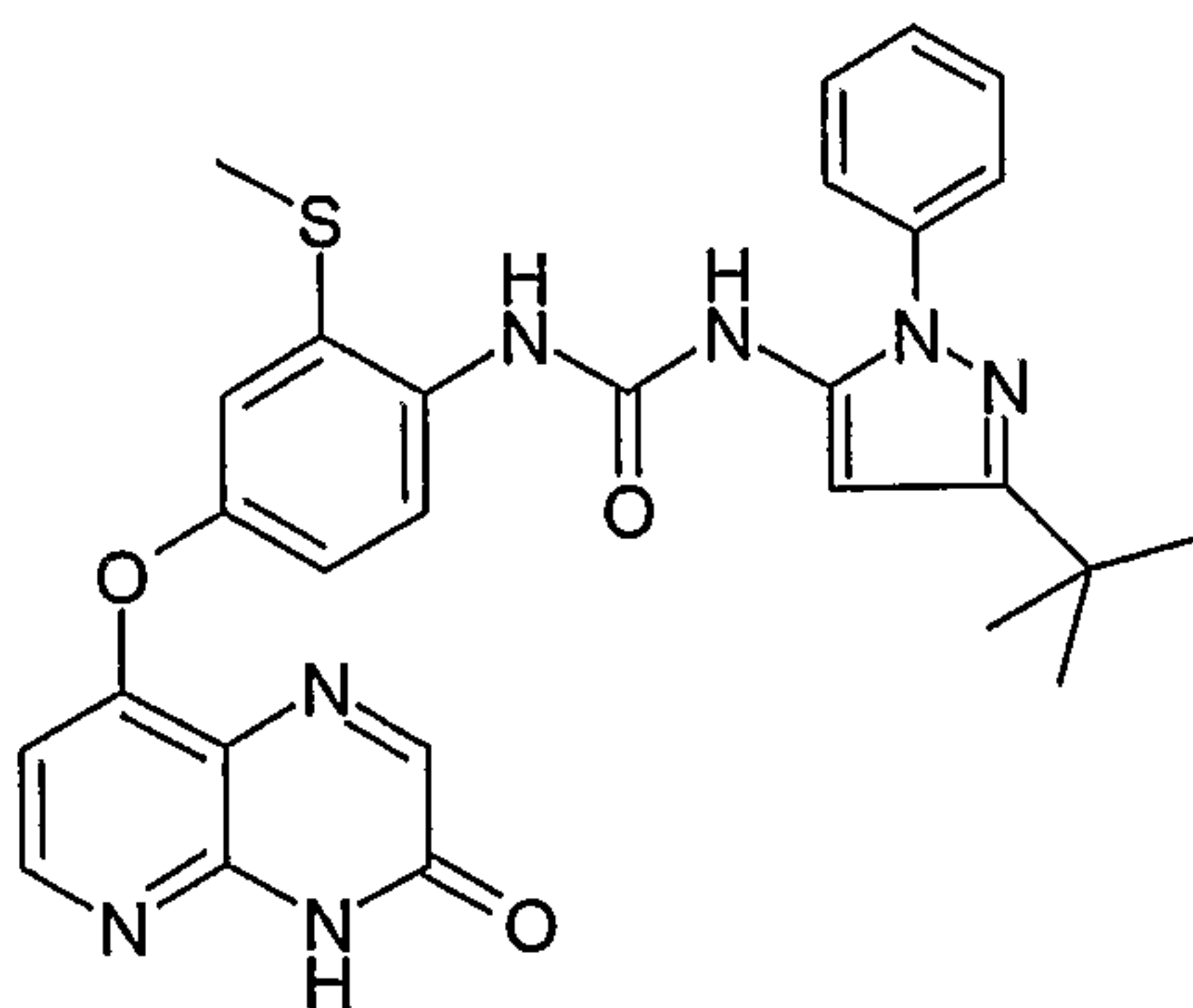


5 Method F2 was used with 8-(4-amino-3-(methylthio)phenoxy)pyrido[2,3-b]pyrazin-2(1H)-one and 3-*tert*-butyl-5-isocyanato-1-phenyl-1H-pyrazole to afford the title compound (54mg, 59%) was obtained as a pale brown powder.

10 ¹H-NMR (CDCl₃), δ (ppm), J (Hz): 1.28 (s, 9H, *tert*- Bu), 2.43 (s, 3H, CH₃), 6.36 (s, 1H), 6.88 (d, 1H, H_{Py} J=5.3 Hz), 7.06 (dd, 1H, H_{arom}, J=8.8 Hz, J=2.7 Hz), 7.24 (d, 1H, H_{arom}, J=2.7 Hz), 7.39-7.43 (m, 1H, H_{arom}), 7.52-7.55 (m, 4H, H_{arom}), 7.78 (d, 1H, H_{arom}, J=8.8 Hz), 8.36 (m, 1H, H_{arom}), 8.38 (s, 1H, NH or CH), 8.41 (s, 1H, NH or CH), 8.98 (s, 1H, NH), 12.55 (bs, 1H, NH). ¹³C-NMR (DMSO-d₆), δ (ppm), J (Hz): 15.5, 30.0, 31.9, 96.2, 110.0, 117.8, 119.6, 123.9 (3), 124.1, 127.0, 129.1 (3), 131.6, 133.8, 136.8, 138.5, 144.0, 145.2, 149.7, 152.0, 154.4, 156.1, 160.7. LC-MS (*m/z*): 542 (M+H, 100), rt=2.52min. 15 HRMS (EI): *m/z* (M+H, 100) calcd for C₂₈H₂₇N₇O₃S: 542.1968; found: 542.1969.

Synthesis 124

20 1-(3-*tert*-butyl-1-phenyl-1H-pyrazol-5-yl)-3-(2-(methylthio)-4-(3-oxo-3,4-dihydropyrido[2,3-b]pyrazin-8-yloxy)phenyl)urea (AA-067)



Method F2 was used with 8-(4-amino-3-(methylthio)phenoxy)pyrido[3,2-b]pyrazin-3(4H)-one and 3-*tert*-butyl-5-isocyanato-1-phenyl-1H-pyrazole to afford the title compound (175mg, 97%) as a white powder.

25

¹H-NMR (CDCl₃-d₆), δ (ppm), J (Hz): 1.28 (s, 9H, *tert*- Bu), 2.43 (s, 3H, CH₃), 6.36 (s, 1H), 6.60 (d, 1H, H_{Py,5}, J=5.6 Hz), 7.03 (dd, 1H, H_{arom}, J=8.8 Hz, J=2.7 Hz), 7.21 (d, 1H,

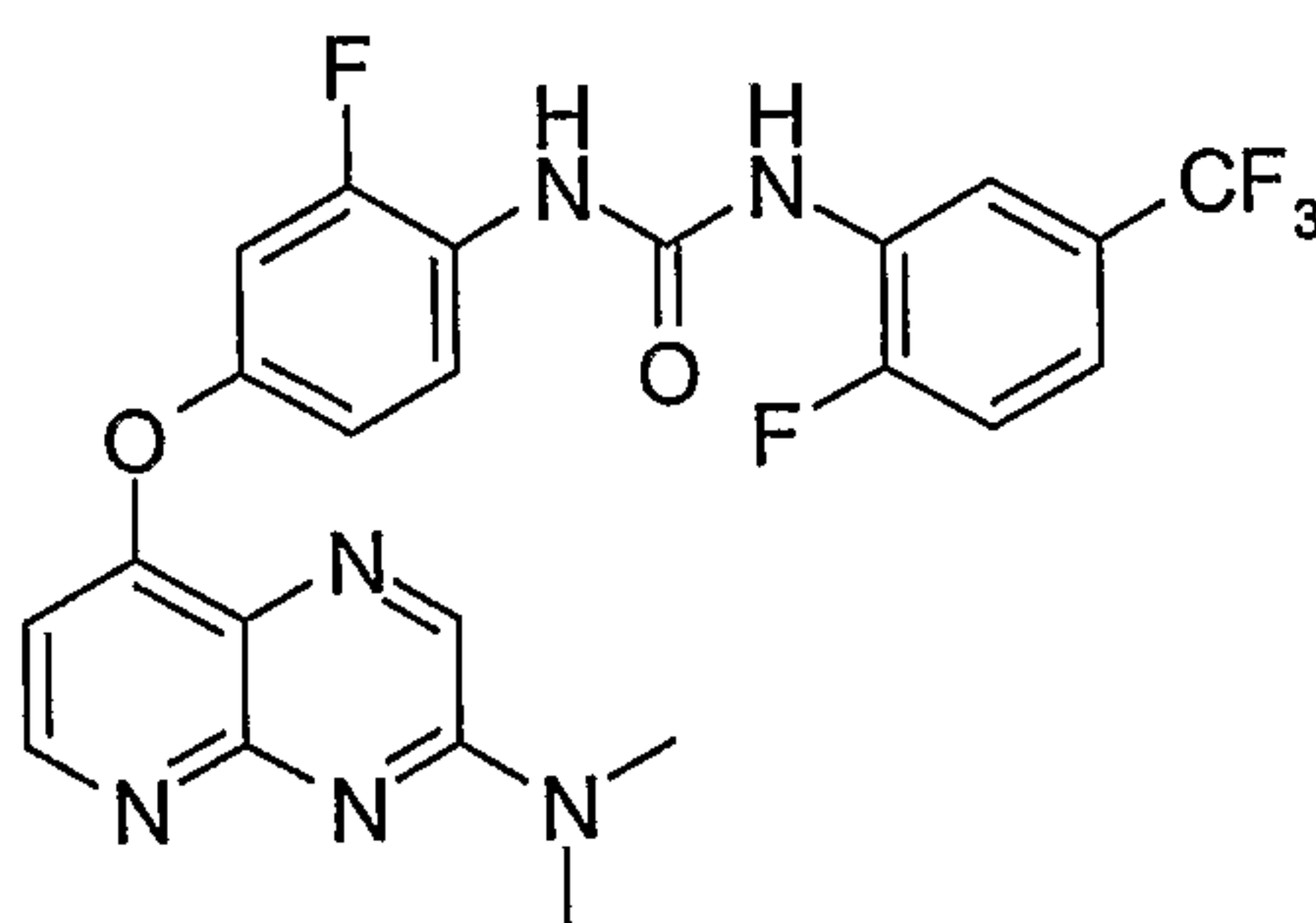
- 167 -

H_{arom} , $J=2.7$ Hz), 7.39-7.43 (m, 1H, H_{arom}), 7.53-7.54 (m, 4H, H_{arom}), 7.77 (d, 1H, H_{arom} , $J=8.8$ Hz), 8.18 (s, 1H, NH or CH), 8.35 (d, 1H, H_{Py} , $J=5.6$ Hz), 8.37 (s, 1H, NH or CH), 8.98 (s, 1H, NH or CH), 12.89 (s, 1H, NH). $^{13}\text{C-NMR}$ (DMSO- d_6), δ (ppm), J (Hz): 15.3, 30.0(3), 31.9, 96.2, 106.1, 117.7, 118.2, 119.3, 123.9(2), 124.3, 127.0, 129.1(2), 131.8, 133.7, 136.8, 138.5, 145.3, 149.9, 150.8, 152.0(2), 156.3, 160.6, 160.7.

5 LC-MS (m/z): 542 (M+H, 100), $rt=2.60$ min. HRMS (EI): m/z (M+H, 100) calcd for $\text{C}_{28}\text{H}_{27}\text{N}_7\text{O}_3\text{S}$: 542.1968; found: 542.1968.

Synthesis 125

10 1-(4-(3-(dimethylamino)pyrido[3,2-*b*]pyrazin-8-yloxy)-2-fluorophenyl)-3-(2-fluoro-5-(trifluoromethyl)phenyl)urea (AA-068)



Method F2 was used with 8-(4-amino-3-fluorophenoxy)-*N,N*-dimethylpyrido[3,2-*b*]pyrazin-3-amine and 1-fluoro-2-isocyanato-4-(trifluoromethyl)benzene to afford the title compound as a white solid. Yield: 40 mg (66%).

15

$^1\text{H-NMR}$ (DMSO- d_6), δ (ppm), J (Hz): 3.28 (s, 6H, $\text{N}(\text{CH}_3)_2$), 6.65 (d, $J=5.3$, 1H, H_{Py}), 7.05 (m, 2H, H_{arom}), 7.30 (m, 1H, H_{arom}), 7.41 (m, 1H, H_{arom}), 7.51 (m, 1H, H_{arom}), 8.22 (m, 1H, H_{arom}), 8.60 (d, $J=5.3$, 1H, H_{Py}), 8.65 (m, 1H, H_{arom}), 8.71 (s, 1H, H_{arom}), 9.19 (s, 1H, NH), 9.36 (s, 1H, NH); $^{13}\text{C-NMR}$ (DMSO- d_6), δ (ppm), J (Hz): 27.1, 105.3, 108.3 (d, $J_{\text{FC}}=22.3$), 116.1 (d, $J_{\text{FC}}=20.5$), 116.3 (d, $J_{\text{FC}}=2.6$), 116.6 (m), 119.4 (m), 122.0 (d, $J_{\text{FC}}=2.3$), 122.8, 125.0, 125.4 (m), 128.5 (d, $J_{\text{FC}}=11.4$), 139.6 (br), 149.6 (d, $J_{\text{FC}}=10.3$), 152.0, 152.4 (d, $J_{\text{FC}}=245$), 152.8, 153.4, 153.4 (d, $J_{\text{FC}}=248$), 155.3, 160.4; $^{19}\text{F-NMR}$ (DMSO- d_6), δ (ppm): -60.8, -124.0, -125.3; LC-MS (2.28 min): m/z 505.2 (M+H, 100); HRMS (2.80 min): m/z calcd. for $\text{C}_{23}\text{H}_{17}\text{F}_5\text{N}_6\text{O}_2$ [M+H $^+$]: 505.14059; found: 505.13996.

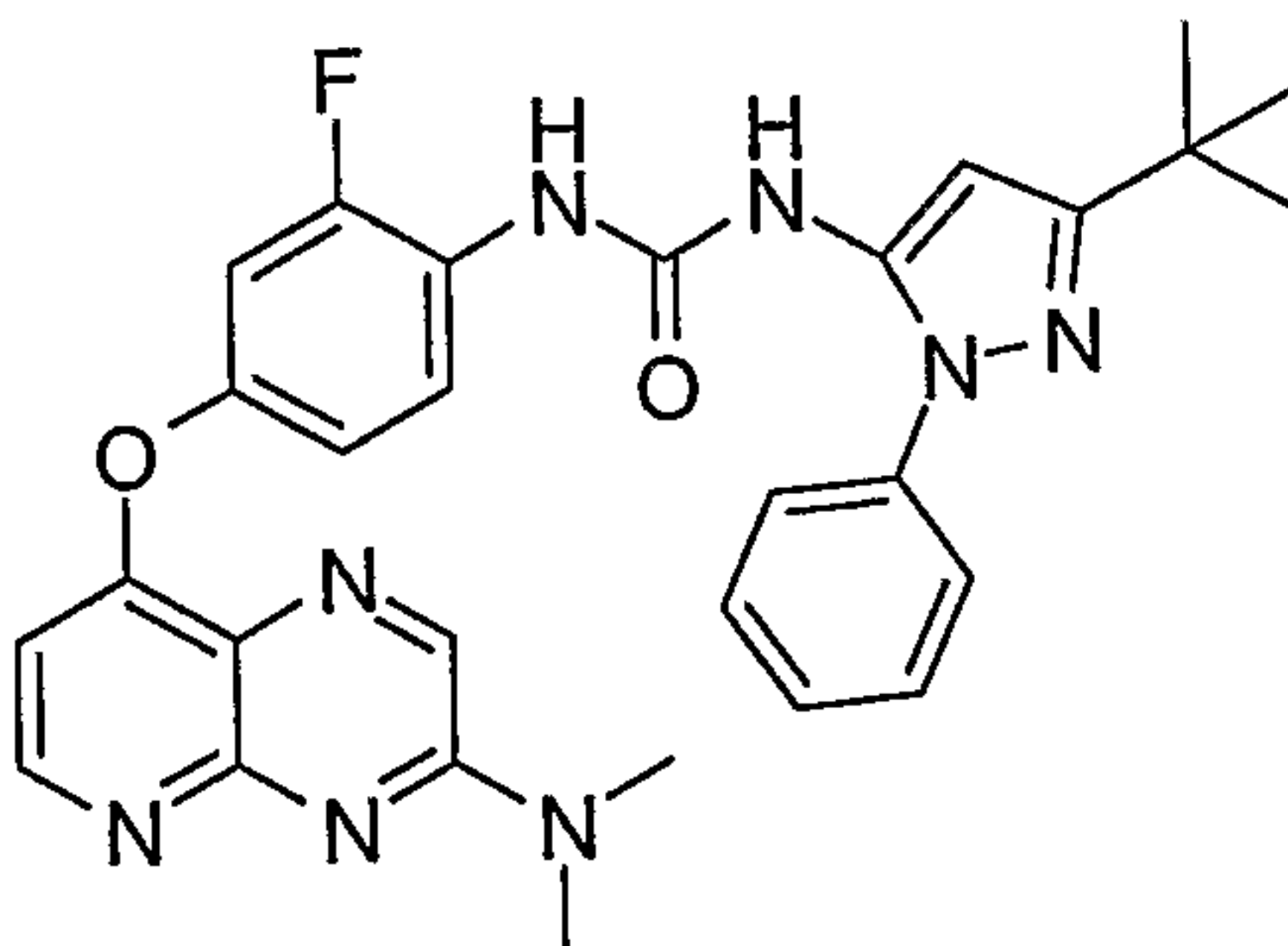
20

25

- 168 -

Synthesis 126

1-(3-*Tert*-butyl-1-phenyl-1*H*-pyrazol-5-yl)-3-(4-(3-(dimethylamino)pyrido[3,2-*b*]pyrazin-8-yloxy)-2-fluorophenyl)urea (AA-070)

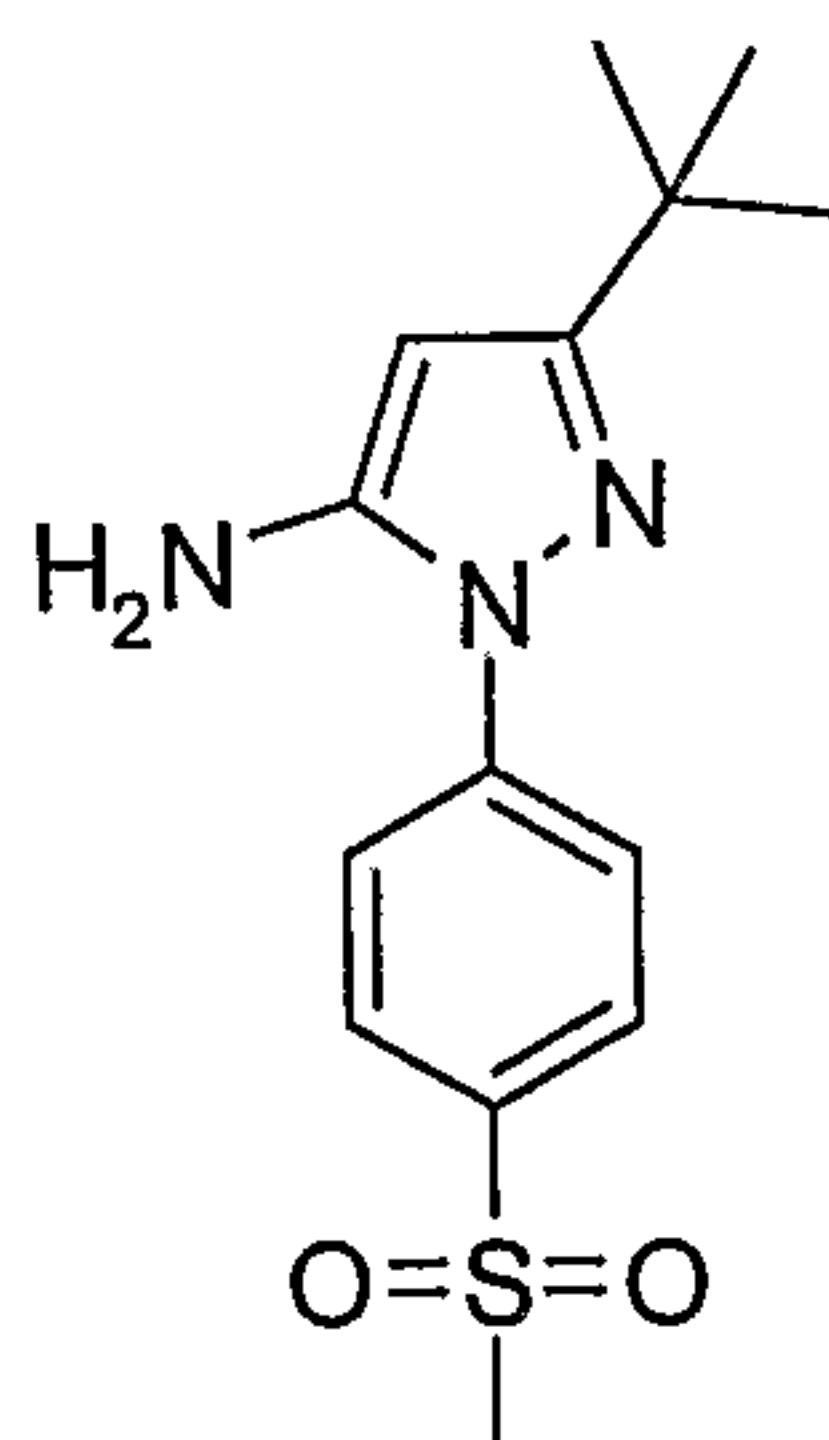


5 Method F2 was used with 8-(4-amino-3-fluorophenoxy)-*N,N*-dimethylpyrido[3,2-*b*]pyrazin-3-amine and 3-*tert*-butyl-5-isocyanato-1-phenyl-1*H*-pyrazole to give the product as a light yellow solid. Yield: 65 mg (90%).

10 ¹H-NMR (DMSO-*d*₆), δ (ppm), J (Hz): 1.29 (s, 9H, *tert*- Bu), 3.28 (s, 6H, N(CH₃)₂), 6.41 (s, 1H, H_{arom}), 6.62 (d, 1H, J=5.2, H_{Py}), 7.02 (m, 1H, H_{arom}), 7.26 (m, 1H, H_{arom}), 7.44 (m, 1H, H_{arom}), 7.55 (m, 4H, H_{arom}), 8.14 (m, 1H, H_{arom}), 8.59 (d, 1H, J=5.2, H_{Py}), 8.71 (s, 1H, H_{arom}), 8.87 (s, 1H, NH), 8.99 (s, 1H, NH); ¹³C-NMR (DMSO-*d*₆), δ (ppm), J (Hz): 30.2, 32.0, 37.4, 95.2, 105.3, 108.3 (d, J_{FC}=22.3), 116.2, 121.8, 121.9, 124.4 (d, J_{FC}=10.7), 124.5, 127.4, 129.3, 136.0, 137.0, 138.5, 149.4 (d, J_{FC}=10.2), 151.4, 152.4, 152.4 (d, J_{FC}=245), 153.5, 154.2, 160.4, 160.8; ¹⁹F-NMR (DMSO-*d*₆), δ (ppm): -125.3; LC-MS (2.25 min): *m/z* 541.1 (M+H, 100); HRMS (2.85 min): *m/z* calcd. for C₂₉H₂₉FN₈NaO₂ [M+Na⁺]: 563.22897; found: 563.22865.

Synthesis 127

20 3-*tert*-butyl-1-(4-(methylsulfonyl)phenyl)-1*H*-pyrazol-5-amine



25 4-(methylsulfonyl)phenylhydrazine hydrochloride (1.133 g, 5.09 mmol) and 4,4-dimethyl-3-oxopentanenitrile (0.697 g, 5.57 mmol) were weighed into a 100 mL RBF. 0.2 M HCl in EtOH (42 mL) was added and the suspension was heated to reflux for 27 h, during which time all solids gradually dissolved to give a yellow solution. The solution was diluted with 1 M NaOH_(aq) (~16 mL) to pH 12-13, EtOAc (70 mL) was added and the biphasic system

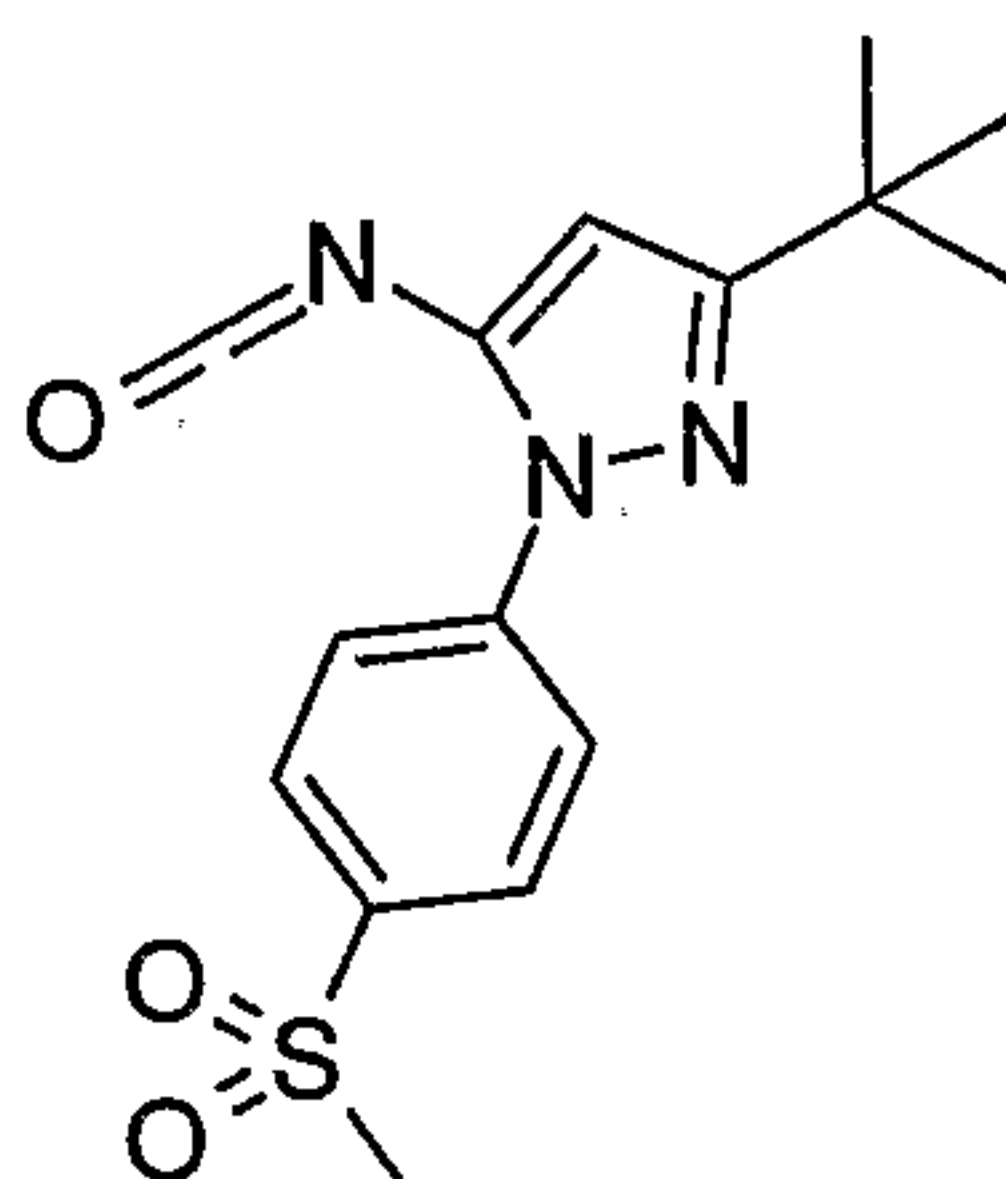
- 169 -

was vigorously stirred for 5 min. The organic layer was isolated, dried (MgSO₄), filtered and concentrated to give a yellow crystalline solid. Yield: 1.42 g (95%).

¹H-NMR (DMSO-d₆), δ (ppm), J (Hz): 1.23 (s, 9H, *tert*-Bu), 3.22 (s, 3H, Me), 5.45 (br s, 2H, NH₂), 5.46 (s, 1H, H_{Pyz}), 7.90 (d, 2H, J=8.7, H_{arom}), 7.98 (d, 2H, J=8.7, H_{arom});
¹³C-NMR (DMSO-d₆), δ (ppm), J (Hz): 30.0, 31.9, 43.7, 88.3, 121.6, 128.1, 136.7, 143.8, 148.0, 162.2; LC-MS (1.98 min): *m/z* 294.1 (M+H, 100).

Synthesis 128

10 Solution of 3-*tert*-butyl-5-isocyanato-1-(4-(methylsulfonyl)phenyl)-1*H*-pyrazole in CH₂Cl₂

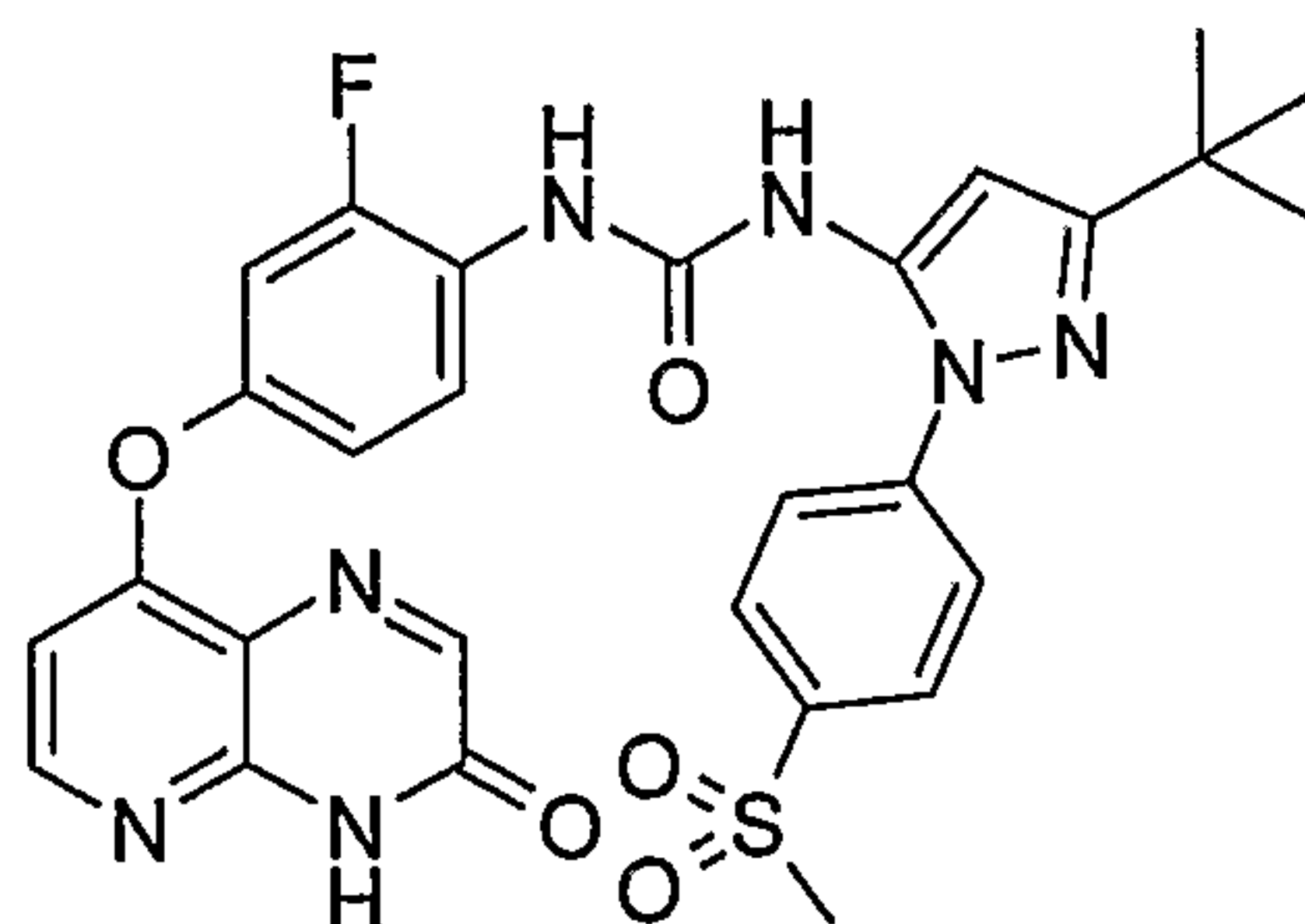


3-*tert*-butyl-1-(4-(methylsulfonyl)phenyl)-1*H*-pyrazol-5-amine (295 mg, 1.01 mmol) was weighed into a 100 mL RBF and CH₂Cl₂ (20 mL) and saturated aqueous NaHCO₃ (20 mL) were added. The resulting biphasic system was stirred and cooled to 0 °C, and
 15 subsequently treated dropwise with 1.9 M phosgene in toluene (1.06 mL, 2.02 mmol) over 30 s. The mixture was stirred vigorously for 10 min, the organic phase was isolated, washed with H₂O (20 mL), dried (MgSO₄), filtered and concentrated to 10 mL to give a 100 mM solution of the title compound. IR (ν, cm⁻¹): 2260 (N=C=O).

20

Synthesis 129

1-(3-*tert*-butyl-1-(4-(methylsulfonyl)phenyl)-1*H*-pyrazol-5-yl)-3-(2-fluoro-4-(3-oxo-3,4-dihydropyrido[3,2-*b*]pyrazin-8-yloxy)phenyl)urea (AA-090)



Method F2 was used with 8-(4-amino-3-fluorophenoxy)pyrido[2,3-*b*]pyrazin-3(4*H*)-one (56
 25 mg, 0.206 mmol) and a 0.1 M solution of 3-*tert*-butyl-5-isocyanato-1-(4-(methylsulfonyl)phenyl)-1*H*-pyrazole in CH₂Cl₂ (5.8 mL, 0.58 mmol). The title compound was obtained as a yellow solid in 41% yield (50 mg) after chromatography on a Biotage 25+M column.

- 170 -

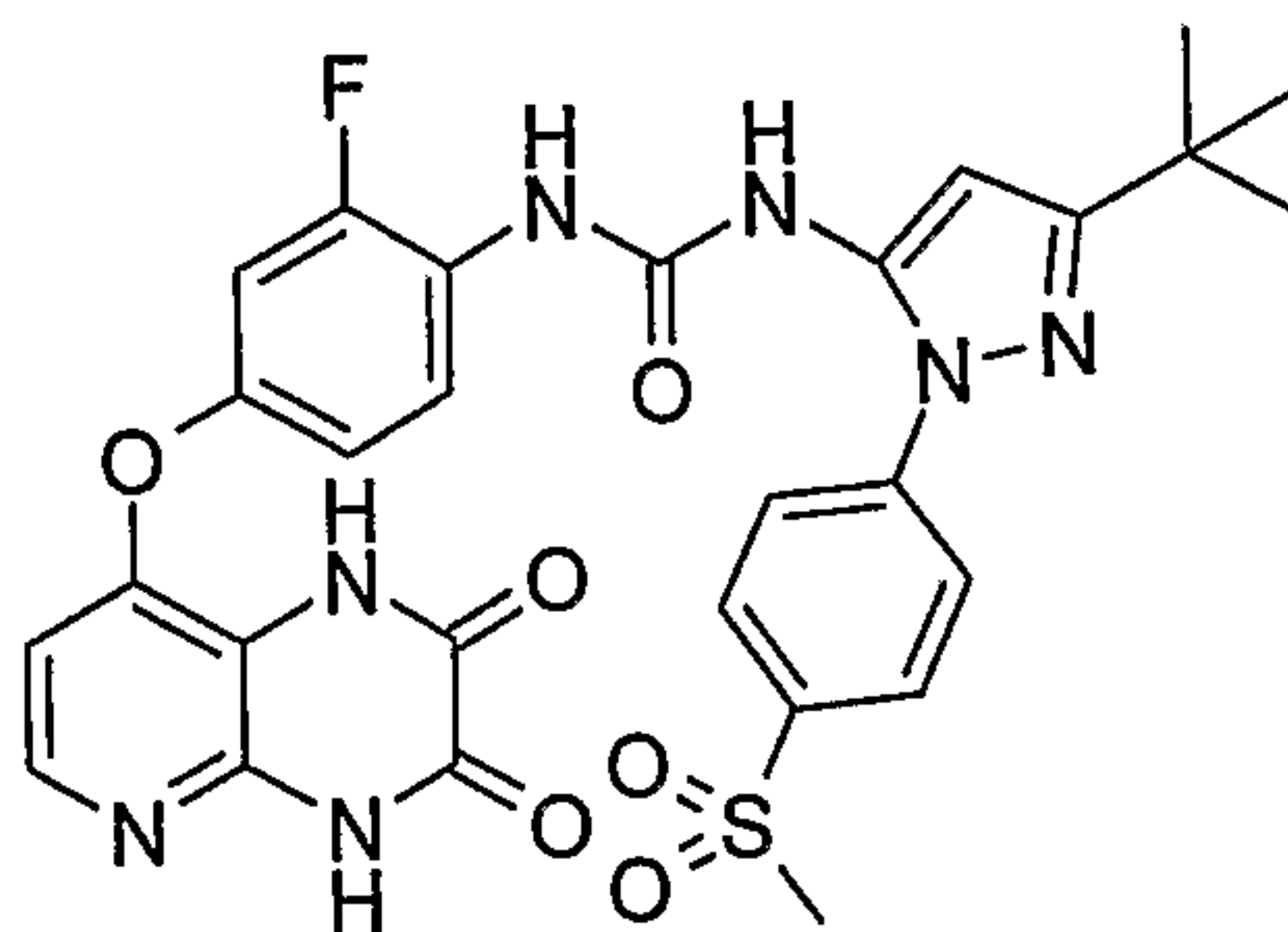
¹H-NMR (DMSO-d₆), δ (ppm), J (Hz): 1.30 (s, 9H, *tert*- Bu), 3.27 (s, 3H, SO₂CH₃), 6.46 (s, 1H, H_{Py}), 6.65 (d, J=5.6, 1H, H_{Pyz}), 7.05 (m, 1H, H_{arom}), 7.30 (m, 1H, H_{arom}), 7.85 (d, J=8.7, 2H, H_{arom}), 8.08 (d, J=8.7, 2H, H_{arom}), 8.12 (m, 1H, H_{arom}), 8.17 (s, 1H, H_{arom}), 8.37 (d, J=5.6, 1H, H_{Py}), 8.97 (s, 1H, NH), 8.99 (s, 1H, NH), 12.90 (s, 1H, NH);

5 ¹³C-NMR (DMSO-d₆), δ (ppm), J (Hz): 30.0, 32.1, 43.5, 97.0, 106.5, 108.5 (d, J_{FC}=22.4), 116.4, 118.4, 122.0, 123.9, 124.7 (d, J_{FC}=10.8), 128.3, 137.4, 138.7, 142.5, 145.6, 148.8 (d, J_{FC}=10.5), 151.1, 151.5, 152.2, 152.5 (d, J_{FC}=245), 156.6, 160.5, 162.1; ¹⁹F-NMR (DMSO-d₆), δ (ppm): -124.3; LC-MS (*m/z*): LC-MS 592.1(M+H, 100), rt=2.44 min; HRMS (7.17 min): *m/z* calcd. for C₂₈H₂₇FN₇O₅S (M+H, 100)⁺: 461.09798; found: 461.09771.

10

Synthesis 130

1-(3-*tert*-butyl-1-(4-(methylsulfonyl)phenyl)-1*H*-pyrazol-5-yl)-3-(4-(2,3-dioxo-1,2,3,4-tetrahydropyrido[3,2-*b*]pyrazin-8-yloxy)-2-fluorophenyl)urea (AA-092)



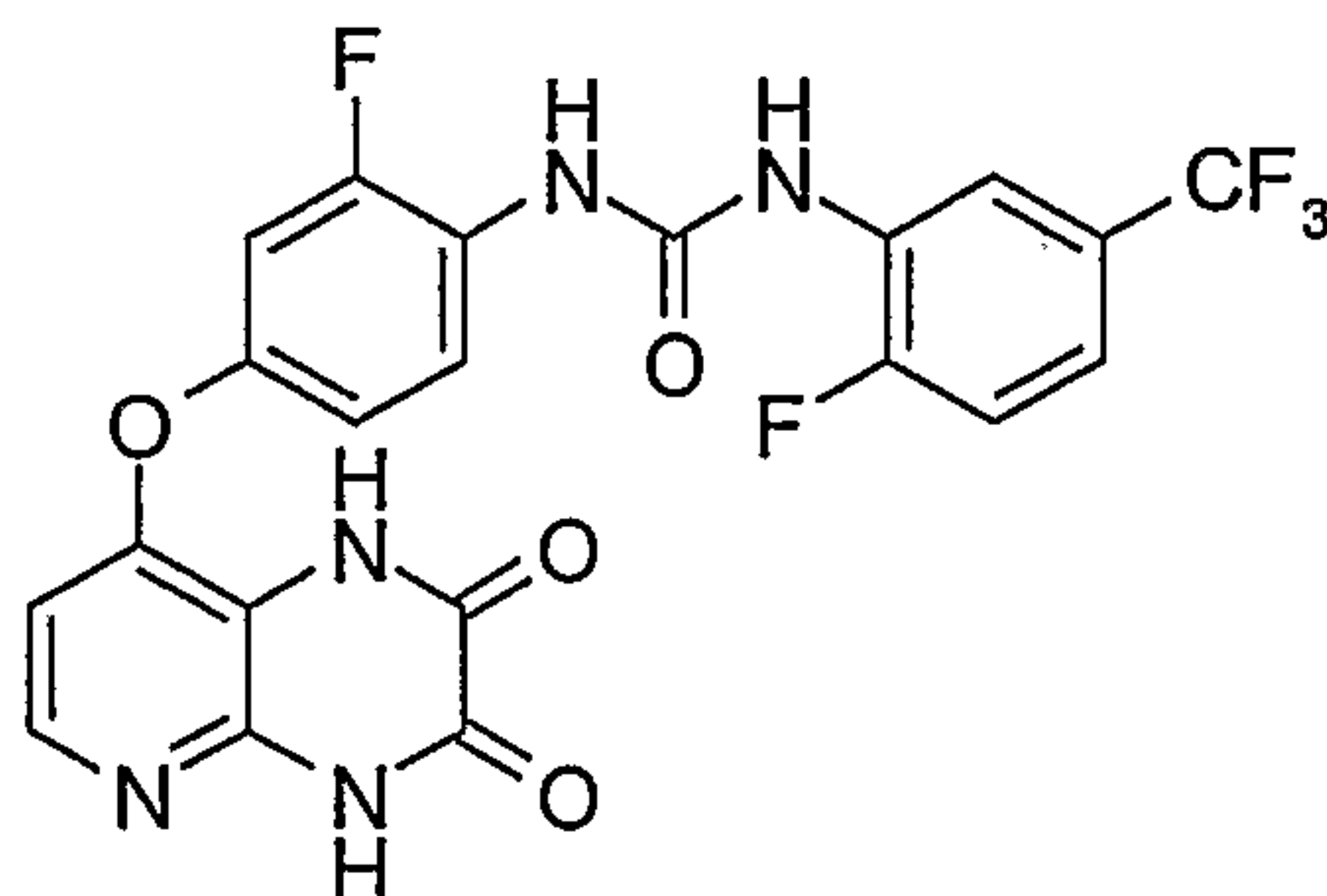
15 Method F2 was used with 8-(4-amino-3-fluorophenoxy)pyrido[3,2-*b*]pyrazine-2,3(1*H*,4*H*)-dione (58 mg, 101 μmol) and a 0.06 M solution of 3-*tert*-butyl-5-isocyanato-1-(4-(methylsulfonyl)phenyl)-1*H*-pyrazole in CH₂Cl₂ (6.8 mL, 0.41 mmol). The title compound was obtained as a white solid. Yield: 30 mg (49%).

20 ¹H-NMR (DMSO-d₆), δ (ppm), J (Hz): 1.30 (s, 9H, *tert*- Bu), 3.27 (s, 3H, SO₂CH₃), 6.45 (s, 1H, H_{Py}), 6.57 (d, 1H, J=5.7, H_{Py}), 7.00 (m, 1H, H_{arom}), 7.22 (m, 1H, H_{arom}), 7.85 (d, 2H, J=8.7, H_{arom}), 7.95 (d, 1H, J=5.7, H_{Py}), 8.07 (d, 2H, J=8.7, H_{arom}), 8.09 (m, 1H, H_{arom}), 8.94 (s, 1H, NH), 8.97 (s, 1H, H_{arom}), 11.89 (s, 1H, NH), 12.38 (s, 1H, NH); ¹⁹F-NMR (DMSO-d₆), δ (ppm): -124.6; LC-MS (*m/z*): 608.1 (M+H, 100), rt=2.39 min; HRMS (3.07 min):
 25 *m/z* calcd. for C₂₈H₂₇FN₇O₆S [M+H⁺]: 608.17221; found: 608.17142.

- 171 -

Synthesis 131

1-(4-(2,3-Dioxo-1,2,3,4-tetrahydropyrido[3,2-*b*]pyrazin-8-yloxy)-2-fluorophenyl)-3-(2-fluoro-5-(trifluoromethyl)phenyl)urea (AA-072)

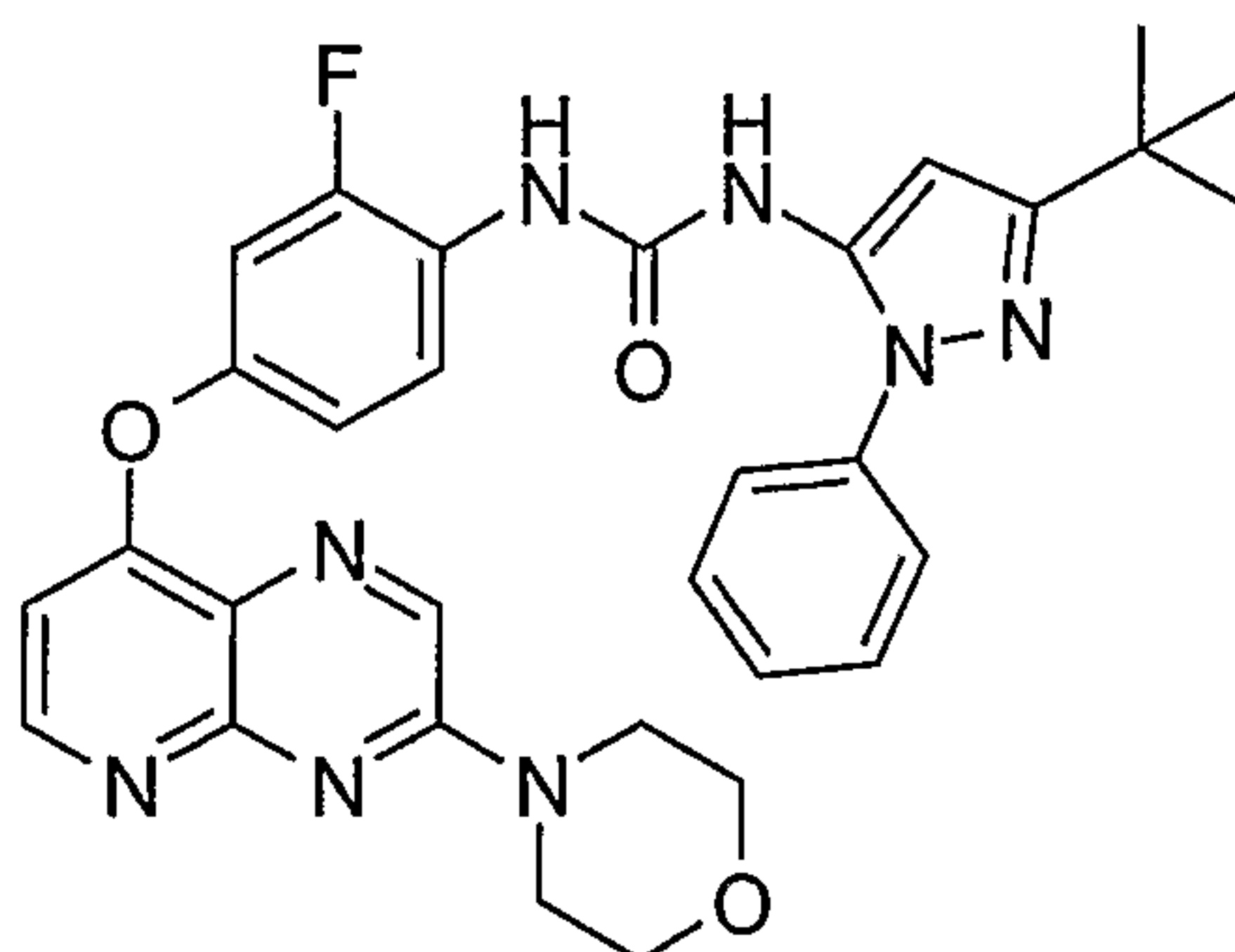


5 Method F2 was used with 8-(4-amino-3-fluorophenoxy)pyrido[3,2-*b*]pyrazine-2,3(1*H*,4*H*)-dione and 1-fluoro-2-isocyanato-4-(trifluoromethyl)benzene to give the title compound as a beige solid. Yield: 52 mg (51%).

10 ¹H-NMR (DMSO-*d*₆), δ (ppm), J (Hz): 6.60 (d, J=5.4, 1H, *H*_{Py}), 7.04 (m, 2H, *H*_{arom}), 7.27 (m, 1H, *H*_{arom}), 7.41 (m, 1H, *H*_{arom}), 7.52 (m, 1H, *H*_{arom}), 7.98 (d, J=5.4, 1H, *H*_{Py}), 8.22 (m, 1H, *H*_{arom}), 8.64 (m, 1H, *H*_{arom}), 9.19 (s, 1H, *NH*), 9.35 (s, 1H, *NH*), 11.92 (s, 1H, *NH*), 12.40 (s, 1H, *NH*); ¹³C-NMR (DMSO-*d*₆), δ (ppm), J (Hz): 106.6, 108.2 (d, *J*_{FC}=22.5), 112.5, 116.0, 116.2, 116.6 (m), 119.5 (m), 120.6, 121.9 (d, *J*_{FC}=2.3), 123.9 (qua, *J*_{FC}=270), 124.3 (d, *J*_{FC}=10.6), 125.4 (m), 128.5 (d, *J*_{FC}=11.4), 140.6, 143.2, 149.0 (d, *J*_{FC}=10.4), 150.2, 152.0, 152.3 (d, *J*_{FC}=245), 153.4 (d, *J*_{FC}=249), 154.7, 156.0; ¹⁹F-NMR (DMSO-*d*₆), δ (ppm): -60.2, -123.5, -124.9; LC-MS (*m/z*): 494.0 (M+H, 100), rt=2.57 min; HRMS (3.06 min): *m/z* calcd. for C₂₁H₁₂F₅N₅NaO₄ [M+Na⁺]: 516.07017; found: 516.06998.

Synthesis 132

20 1-(3-Tert-butyl-1-phenyl-1H-pyrazol-5-yl)-3-(2-fluoro-4-(3-morpholinopyrido[3,2-*b*]pyrazin-8-yloxy)phenyl)urea (AA-071)



25 A solution of 2-fluoro-4-(3-morpholinopyrido[2,3-*b*]pyrazin-8-yloxy)aniline (47 mg, 138 μmol) in dry THF (5 mL) was treated with a solution of 3-tert-butyl-5-isocyanato-1-phenyl-1H-pyrazole (1.1 mL of a 0.25 M solution in CH₂Cl₂, 275 μmol) at 0 °C. A yellow precipitate started to form gradually and after 1 h at RT, hexane (20 mL) was added and the yellow precipitate was filtered off. It was redissolved in MeOH/CH₂Cl₂ (1:1),

- 172 -

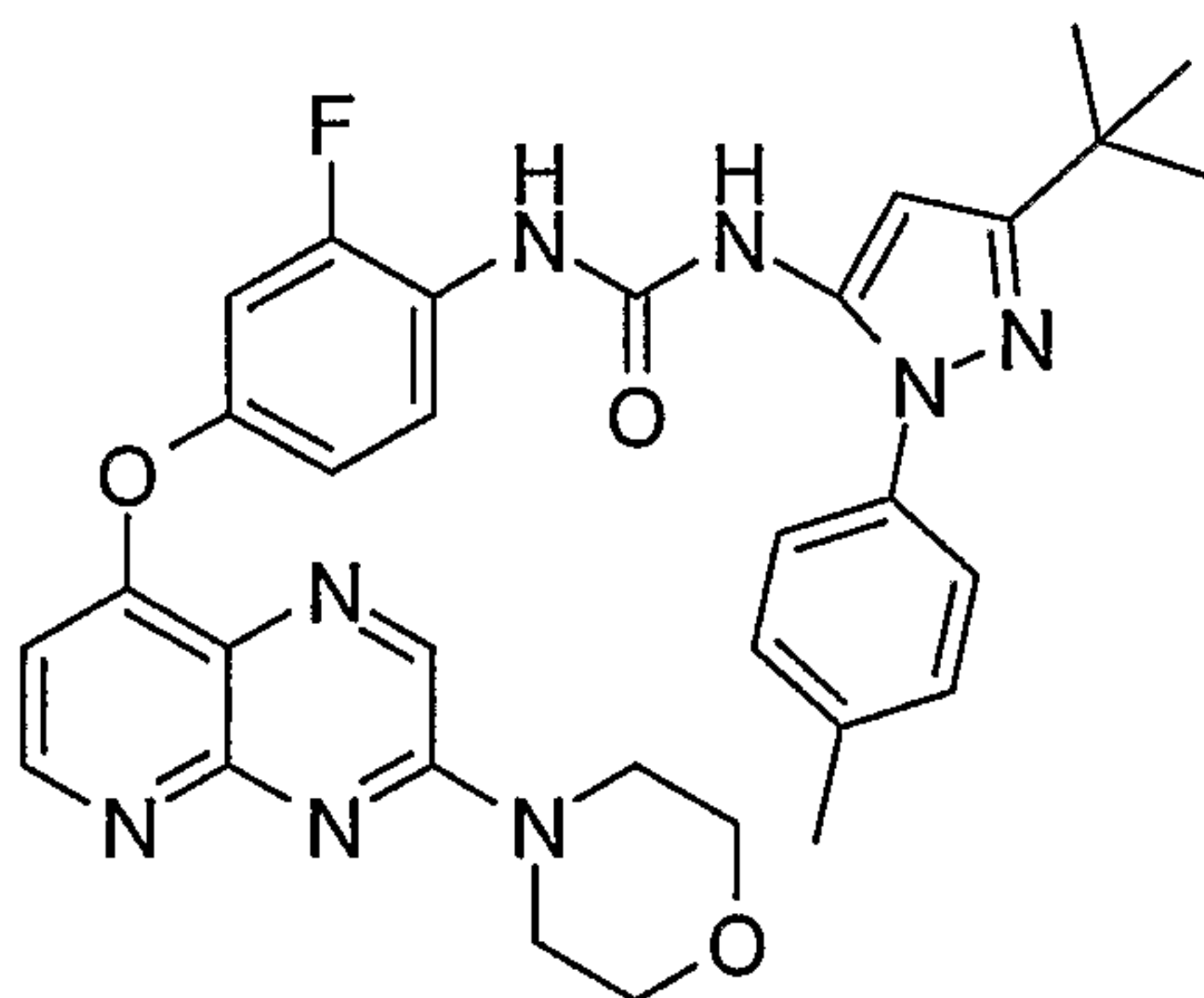
evaporated onto silica gel and the product was eluted with a gradient of 0% to 20% MeOH in EtOAc to give the product as a light yellow solid.

Yield: 71 mg (89%).

1H-NMR (DMSO-d₆), (ppm), J (Hz): 1.30 (s, 9H, *tert*- Bu), 3.77 (m, 4H, N(CH₂CH₂)₂O),
 5 3.84 (m, 4H, N(CH₂CH₂)₂O), 6.41 (s, 1H, H_{arom}), 6.68 (d, 1H, J=5.2Hz, H_{py}), 7.02 (m, 1H, H_{arom}), 7.27 (m, 1H, H_{arom}), 7.44 (m, 1H, H_{arom}), 7.55 (m, 4H, H_{arom}), 8.15 (m, 1H, H_{arom}),
 8.63 (d, 1H, J=5.2, H_{arom}), 8.84 (m, 2H, H_{arom} + H_{urea}), 8.98 (s, 1H, H_{urea}); ¹³C-NMR
 (DMSO-d₆), (ppm), J (Hz): 30.2, 32.0, 44.4, 65.9, 95.1, 105.9, 108.3 (d, J_{FH}=22.3), 116.3,
 121.8, 122.5, 124.4 (d, J_{FH}=10.7), 124.5, 127.4, 129.3, 136.3, 137.0, 138.3, 149.3 (d,
 10 J_{FH}=10.4), 151.4, 152.1, 152.4 (d, J_{FH}=245), 153.7, 153.9, 160.4, 160.8; ¹⁹F-NMR (DMSO-
 d₆), (ppm): -125.3; LC-MS (m/z): 583.1 (M+H, 100), rt=2.33 min; HRMS (2.88 min): m/z
 calcd. for C₃₁ H₃₂ FN₈ O₃ [M+H⁺]: 583.25759; found: 583.25719;

Synthesis 133

15 1-(3-*tert*-butyl-1-*p*-tolyl-1H-pyrazol-5-yl)-3-(2-fluoro-4-(3-morpholinopyrido[3,2-*b*]pyrazin-8-yloxy)phenyl)urea (AA-073)



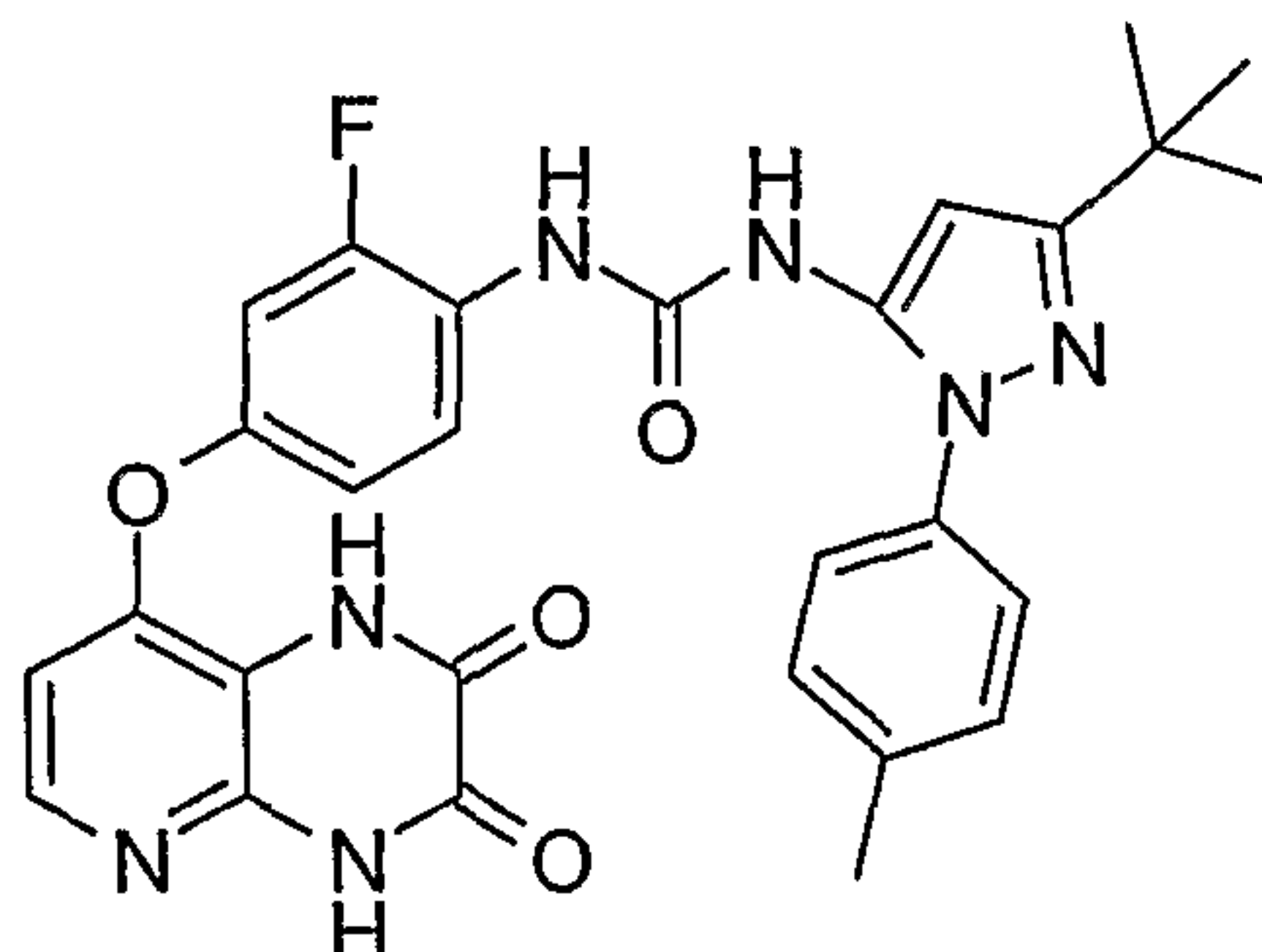
Method F2 was used with 2-fluoro-4-(3-morpholinopyrido[2,3-*b*]pyrazin-8-yloxy)aniline
 and 3-*tert*-butyl-5-isocyanato-1-phenyl-1H-pyrazole to give the product as a light yellow
 20 solid. Yield: 97 mg (90%).

¹H-NMR (DMSO-d₆), δ (ppm), J (Hz): 1.29 (s, 9H, *tert*- Bu), 2.39 (s, 3H, CH₃), 3.77 (m,
 4H, N(CH₂CH₂)₂O), 3.84 (m, 4H, N(CH₂CH₂)₂O), 6.40 (s, 1H, H_{pyz}), 6.67 (d, 1H, J=5.3,
 25 H_{pyrH}), 7.03 (m, 1H, H_{arom}), 7.27 (m, 1H, H_{arom}), 7.35 (d, 2H, J=8.3, H_{arom}), 7.41 (d, 2H,
 J=8.3, H_{arom}), 8.17 (m, 1H, H_{arom}), 8.62 (d, 1H, J=5.3, H_{py}), 8.80 (s, 1H, NH), 8.84 (s, 1H,
 H_{arom}), 9.00 (s, 1H, NH); ¹³C-NMR (DMSO-d₆), δ (ppm), J (Hz): 20.6, 30.2, 32.0, 44.4,
 65.9, 94.6, 105.8, 108.3 (d, J_{FC}=22.4), 116.2, 121.7, 122.5, 124.5, 124.6 (d, J_{FC}=10.7),
 129.7, 135.9, 136.3, 136.9 (d, J_{FC}=5.7), 149.2 (d, J_{FC}=10.4), 151.3, 152.1, 152.3 (d,
 J_{FC}=245), 153.7, 153.9, 160.4, 160.8; ¹⁹F-NMR (DMSO-d₆), δ (ppm): -124.8;
 30 LC-MS (m/z): 597.2 (M+H, 100), rt=2.43 min; HRMS (3.01 min): m/z calcd. for
 C₃₂H₃₄FN₈O₃ [M+H⁺]: 597.27324; found: 597.27289.

- 173 -

Synthesis 134

1-(3-*Tert*-butyl-1-*p*-tolyl-1*H*-pyrazol-5-yl)-3-(4-(2,3-dioxo-1,2,3,4-tetrahydropyrido [3,2-*b*]pyrazin-8-yloxy)-2-fluorophenyl)urea (AA-074)

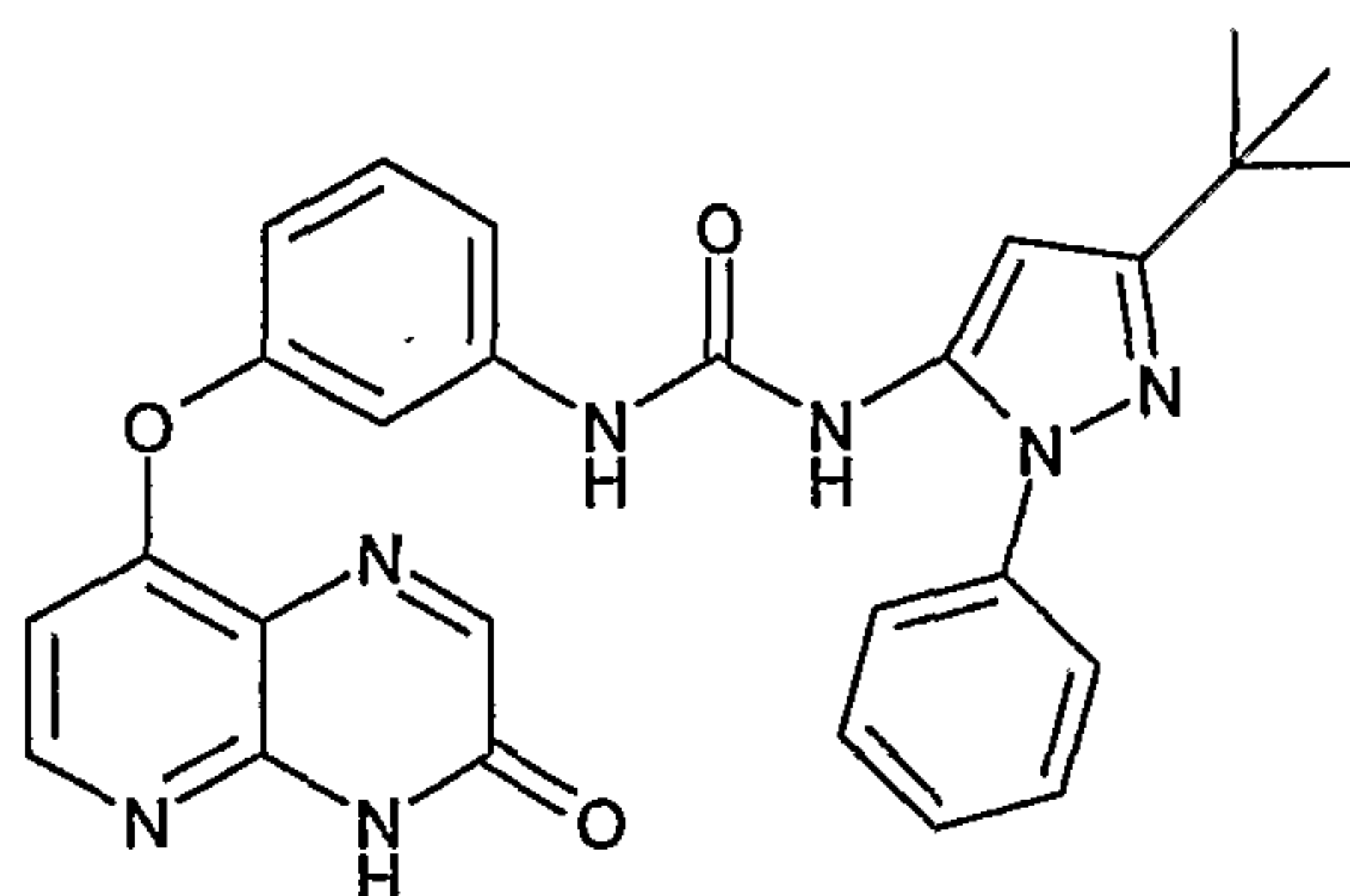


5 Method F2 was used with 8-(4-amino-3-fluorophenoxy)pyrido[3,2-*b*]pyrazine-2,3(1*H*,4*H*)-dione and 3-*tert*-butyl-5-isocyanato-1-*p*-tolyl-1*H*-pyrazole to give the title compound as a white solid. Yield: 33 mg (44%).

10 ¹H-NMR (DMSO-*d*₆), δ (ppm), J (Hz): 1.28 (s, 9H, *tert*- Bu), 2.36 (s, 3H, CH₃), 6.37 (s, 1H, pyrazoleH), 6.53 (d, 1H, J=5.3, H_{Py}), 6.91 (m, 1H, H_{arom}), 7.08 (m, 1H, H_{arom}), 7.29 (d, 2H, J=8.3, H_{arom}), 7.38 (d, 2H, J=8.3, H_{arom}), 7.90 (d, 1H, J=5.3, H_{Py}), 8.07 (m, 1H, H_{arom}), 9.14 (br s, 1H, NH), 9.24 (br s, 1H, H_{arom}), 12.00 (br s, 2H, NH); ¹³C-NMR (DMSO-*d*₆), δ (ppm), J (Hz): 20.6, 30.2, 32.0, 94.8, 106.6, 107.8 (d, J_{FC}=22.4), 115.8, 122.2, 124.3 (d, J_{FC}=10.7), 129.5, 136.0, 136.7, 137.2, 141.1, 142.3 (br), 149.2 (d, J_{FC}=9.8), 150.7, 151.5, 151.6, 152.3 (d, J_{FC}=245), 153.5, 156.3 (br), 156.4, 160.5; ¹⁹F-NMR (DMSO-*d*₆), δ (ppm): -124.4; LC-MS (*m/z*): 544.0 (M+H, 100), rt=2.62 min; HRMS (3.01 min): *m/z* calcd. for C₂₈H₂₇FN₇O₄ [M+H⁺]: 544.21031; found: 544.21063.

Synthesis 135

20 1-(3-*tert*-butyl-1-phenyl-1*H*-pyrazol-5-yl)-3-(3-(3-oxo-3,4-dihydropyrido[2,3-*b*]pyrazin-8-yloxy)phenyl)urea (AA-075)



25 Method F2 was used with 8-(3-aminophenoxy)pyrido[2,3-*b*]pyrazin-3(4*H*)-one and 3-*tert*-butyl-5-isocyanato-1-phenyl-1*H*-pyrazole to afford the title compound as a slightly yellow solid (97 mg, 62%).

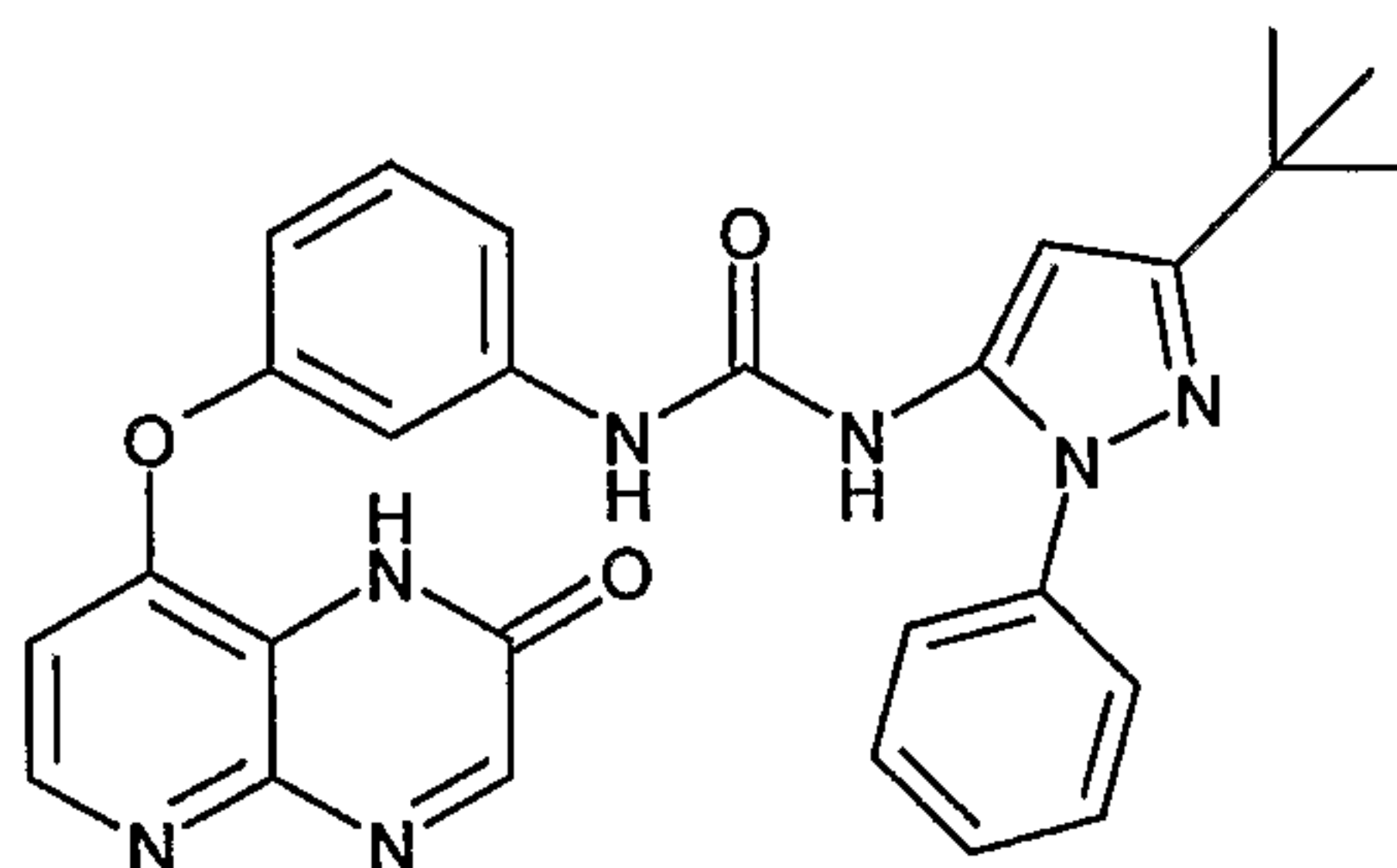
¹H-NMR (DMSO-*d*₆), δ (ppm), J (Hz): 1.27 (s, 9H, *tert*- Bu), 6.35 (s, 1H, H_{arom}), 6.61 (d, 1H, H_{Py}, J= 5.6 Hz), 6.84 (dd, 1H, H_{arom}, J= 1.8 Hz, J= 8.0 Hz), 7.20 (d, 1H, H_{arom}, J=

- 174 -

1.2 Hz, J= 8.1 Hz), 7.36 – 7.42 (m, 2H, H_{arom}), 7.44 (t, 1H, H_{arom}, J= 2.1 Hz), 7.52 – 7.53 (m, 4H, H_{arom}), 8.18 (s, 1H, H_{arom}), 8.36 (d, 1H, H_{py}, J= 5.6 Hz), 8.44 (s, 1H, NH_{urea}), 9.23 (s, 1H, NH_{urea}), 12.89 (s, 1H, NH_{lactame}). ¹³C-NMR (DMSO-d₆), δ (ppm), J (Hz): 30.04 (*tert*-Bu), 31.89 (*tert*-Bu), 95.63, 106.54, 109.58, 113.54, 114.96, 118.38, 124.14 (2°C), 127.13, 129.14 (2°C), 130.46, 136.76, 138.40, 141.25, 145.42, 151.05, 151.42, 152.01, 154.34, 156.35, 160.40, 160.65.

Synthesis 136

10 1-(3-*tert*-butyl-1-phenyl-1H-pyrazol-5-yl)-3-(3-(2-oxo-1,2-dihydropyrido[2,3-b]pyrazin-8-yloxy)phenyl)urea (AA-076)



Method F2 was used with 8-(3-aminophenoxy)pyrido[2,3-b]pyrazin-2(1H)-one and 3-*tert*-butyl-5-isocyanato-1-phenyl-1H-pyrazole to afford the title compound as a yellow solid (57 mg, 29%).

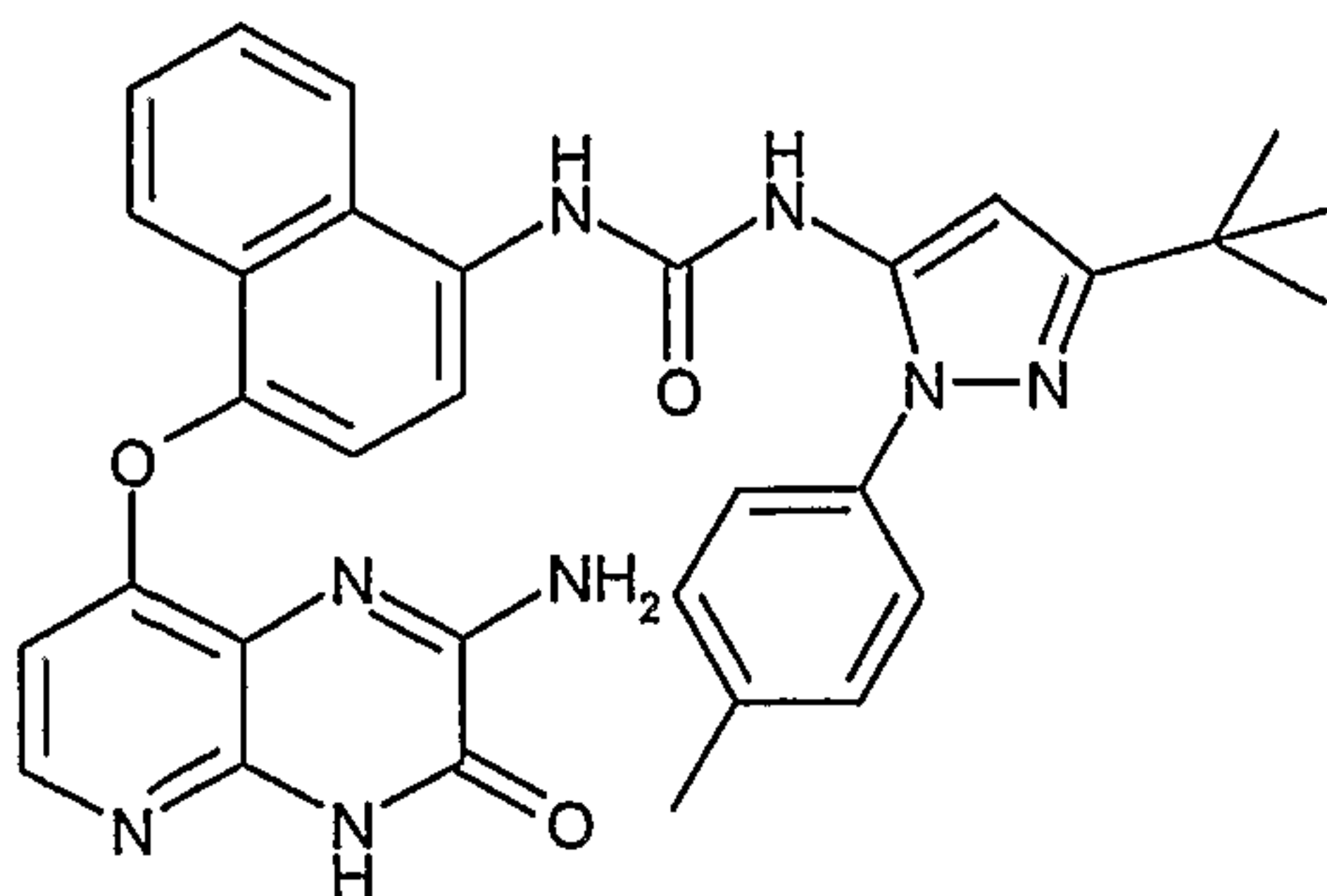
15

¹H-NMR (DMSO-d₆), δ (ppm), J (Hz): 1.27 (s, 9H, *tert*-Bu), 6.35 (s, 1H, H_{arom}), 6.85 (dd, 1H, H_{arom}, J= 8.1 Hz, J= 1.9 Hz), 6.88 (d, 1H, H_{py}, J= 5.3 Hz), 7.20 (dd, 1H, H_{arom}, J= 8.2 Hz, J= 1.2 Hz), 7.37-7.42 (m, 2H, H_{arom}), 7.47 (t, 1H, H_{arom}, J= 2.0 Hz), 7.52 – 7.53 (m, 4H, H_{arom}), 8.35-8.43 (m, 3H, H_{arom}), 9.23 (s, 1H, NH_{urea}), 12.54 (s, 1H, NH_{lactame}). ¹³C-NMR (DMSO-d₆), δ (ppm), J (Hz): 30.04 (*tert*-Bu), 31.90 (*tert*-Bu), 105.11, 106.87, 109.67, 110.38, 111.17, 113.58, 115.00, 119.52, 124.14 (2°C), 127.35, 129.14 (2°C), 130.38, 136.77, 138.41, 141.21, 145.22, 151.42, 154.09, 154.55, 155.88, 160.66.

20

Synthesis 137

25 1-(4-(2-amino-3-oxo-3,4-dihydropyrido[2,3-b]pyrazin-8-yloxy)naphthalen-1-yl)-3-(3-*tert*-butyl-1-*p*-tolyl-1H-pyrazol-5-yl)urea (AA-077)



- 175 -

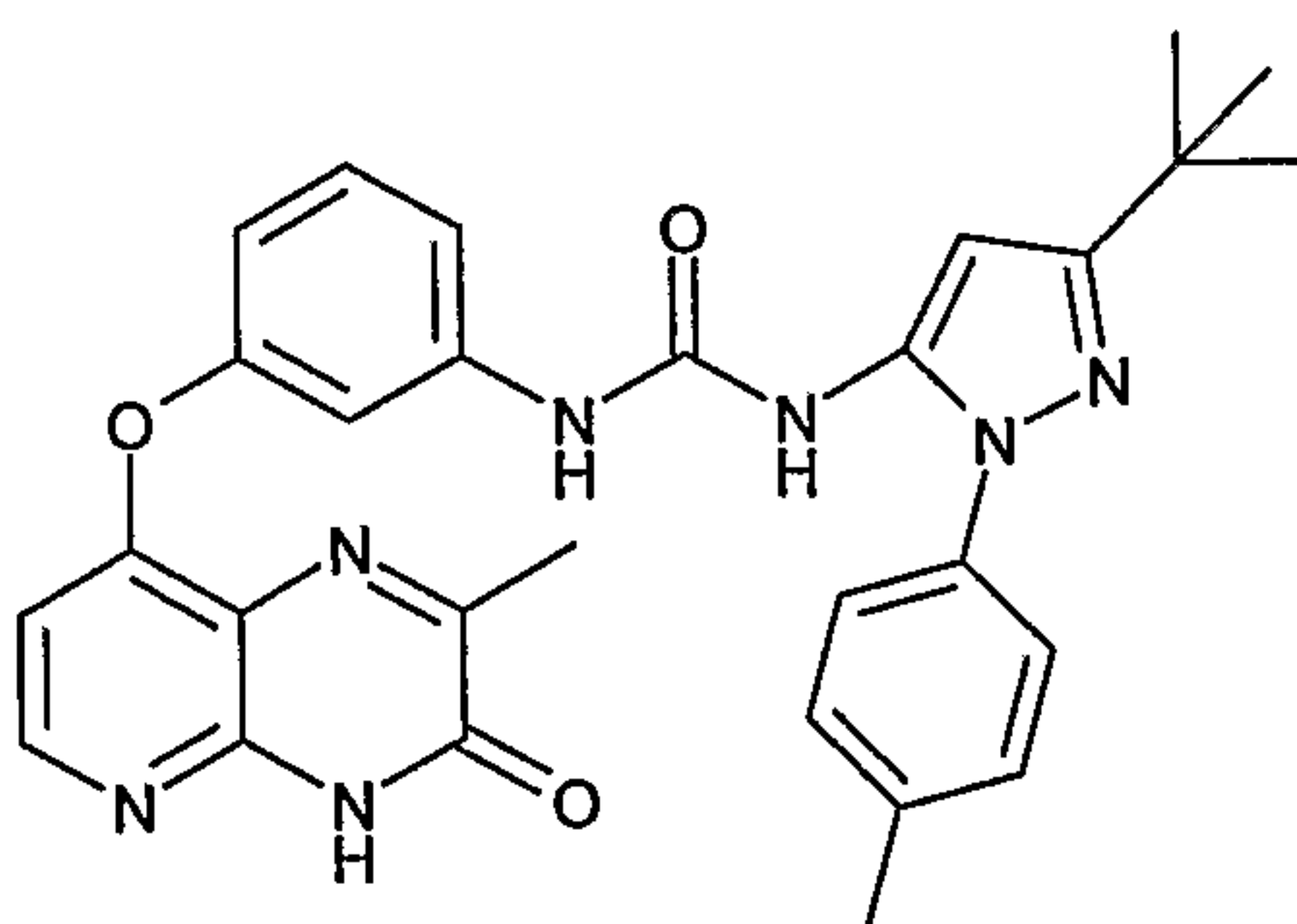
Method F2 was used with 2-amino-8-(4-aminonaphthalen-1-yloxy)pyrido[2,3-b]pyrazin-3(4H)-one and 3-*tert*-butyl-5-isocyanato-1-tolyl-1H-pyrazole to afford the title compound as a beige solid (46 mg, 51%).

5 ¹H-NMR (DMSO-d₆), δ (ppm), J (Hz): 1.28 (s, 9H, *tert*- Bu), 2.40 (s, 3H, Me), 6.30 (d, 1H, H_{arom}, J= 5.5 Hz), 6.39 (s, 1H, H_{arom}), 7.22 (d, 1H, H_{arom}, J= 8.3 Hz), 7.37 (d, 2H, H_{arom}, J= 8.2 Hz), 7.46 (d, 2H, H_{arom}, J= 8.3 Hz), 7.56 (t, 1H, H_{arom}, J= 7.5 Hz), 7.63 (t, 1H, H_{arom}, J= 8.0 Hz), 7.86-7.91 (m, 3H, H_{arom}), 8.06 (d, 1H, H_{arom}, J= 8.5 Hz), 8.72 (s, 1H, NH_{urea}), 9.05 (s, 1H, NH_{urea}), 12.58 (s, 1H, NH_{lactame}). ¹³C-NMR (DMSO-d₆), δ (ppm), J (Hz):
 10 20.50 (CH₃), 30.11 (*tert*- Bu), 31.90 (*tert*- Bu), 95.11, 106.44, 116.08, 118.75, 119.35, 121.56, 122.26, 124.22 (2*^oC), 126.33, 126.49, 126.55, 127.85, 129.58 (2*^oC), 131.26, 136.07, 136.67, 137.12, 142.95, 143.56, 146.12, 151.71, 152.21, 152.72, 157.14, 160.43. HRMS (EI): *m/z* [M + H] calcd for C₃₂H₃₀N₈O₃: 575.2514; found: 575.2519.

15

Synthesis 138

1-(3-*tert*-butyl-1-*p*-tolyl-1H-pyrazol-5-yl)-3-(3-(2-methyl-3-oxo-3,4-dihydropyrido[2,3-b]pyrazin-8-yloxy)phenyl)urea (AA-078)



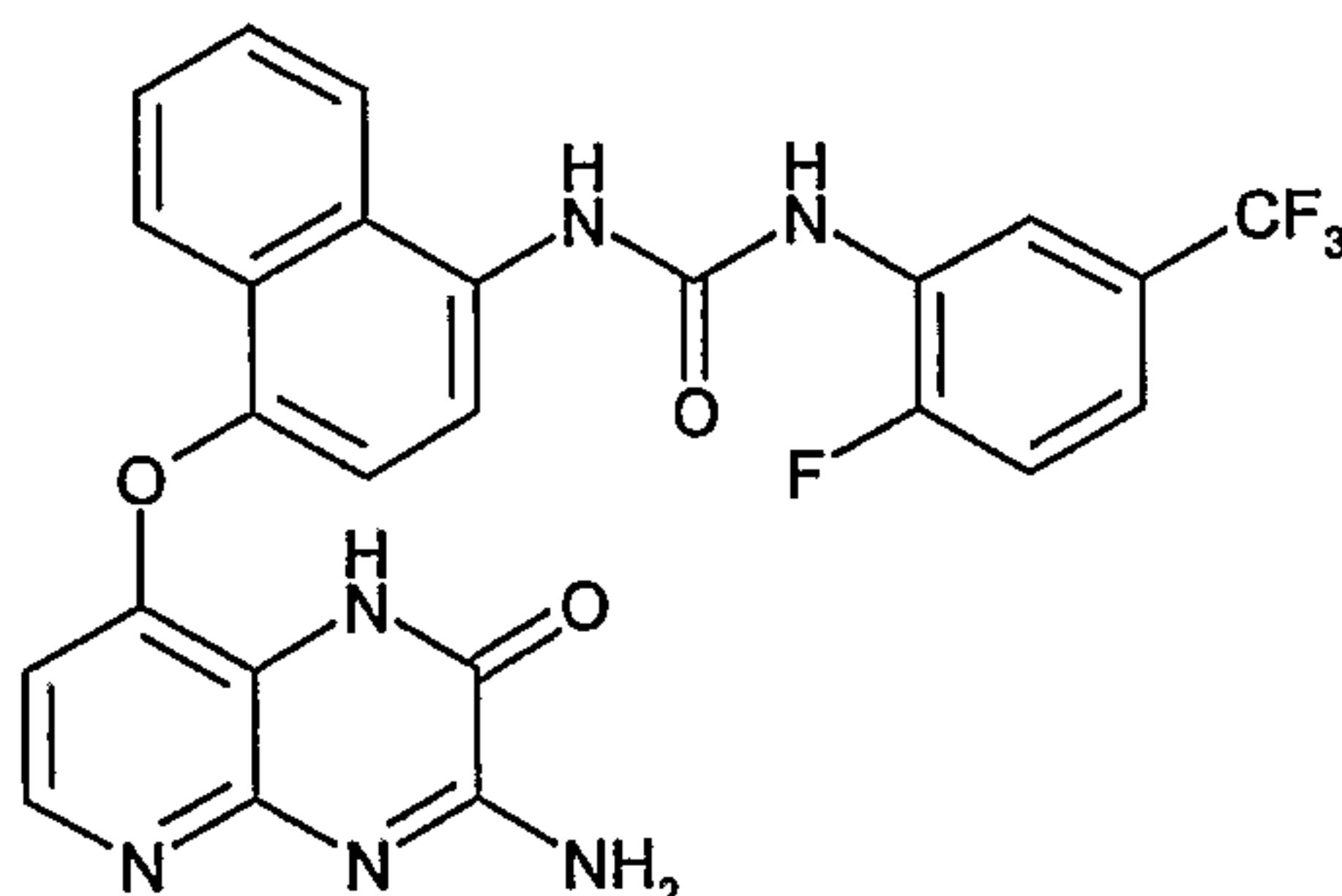
Method F2 was used with 8-(3-aminophenoxy)-2-methylpyrido[2,3-b]pyrazin-3(4H)-one
 20 and 3-*tert*-butyl-5-isocyanato-1-*p*-tolyl-1H-pyrazole to afford the title compound as a white solid (89 mg, 57%).

¹H-NMR (DMSO-d₆), δ (ppm), J (Hz): 1.26 (s, 9H, *tert*- Bu), 2.36 (s, 3H, Me), 2.42 (s, 3H, Me), 6.32 (s, 1H, H_{arom}), 6.55 (d, 1H, H_{py}, J= 6.6 Hz), 6.83 (dd, 1H, H_{arom}, J= 2.2 Hz, J= 8.1 Hz), 7.21 (d, 1H, H_{arom}, J= 7.9 Hz), 7.31 (d, 2H, H_{arom}, J= 8.3 Hz), 7.36 (s, 1H, H_{arom}), 7.37 (d, 2H, H_{arom}, J= 8.3 Hz), 7.44 (t, 1H, H_{arom}, J= 2.1 Hz), 8.27 (d, 1H, H_{py}, J= 6.8 Hz), 8.48 (s, 1H, NH_{urea}), 9.30 (s, 1H, NH_{urea}), 12.75 (s, 1H, NH_{lactame}). ¹³C-NMR (DMSO-d₆), δ (ppm), J (Hz): 20.42 (CH₃), 20.46 (CH₃), 30.08 (*tert*- Bu), 31.87 (*tert*- Bu), 95.67, 106.19, 109.72, 113.56, 114.91, 117.74, 124.08 (2*^oC), 129.49 (2*^oC), 130.38, 136.03, 136.51,
 30 136.76, 141.44, 145.71, 150.40, 151.61, 154.30, 156.32, 158.98, 159.67, 160.33. HRMS (EI): *m/z* [M + H] calcd for C₂₉H₂₉N₇O₃: 524.2405; found: 524.2409.

- 176 -

Synthesis 139

1-(4-(3-amino-2-oxo-1,2-dihydropyrido[2,3-b]pyrazin-8-yloxy)naphthalen-1-yl)-3-(2-fluoro-5-(trifluoromethyl)phenyl)urea (AA-079)

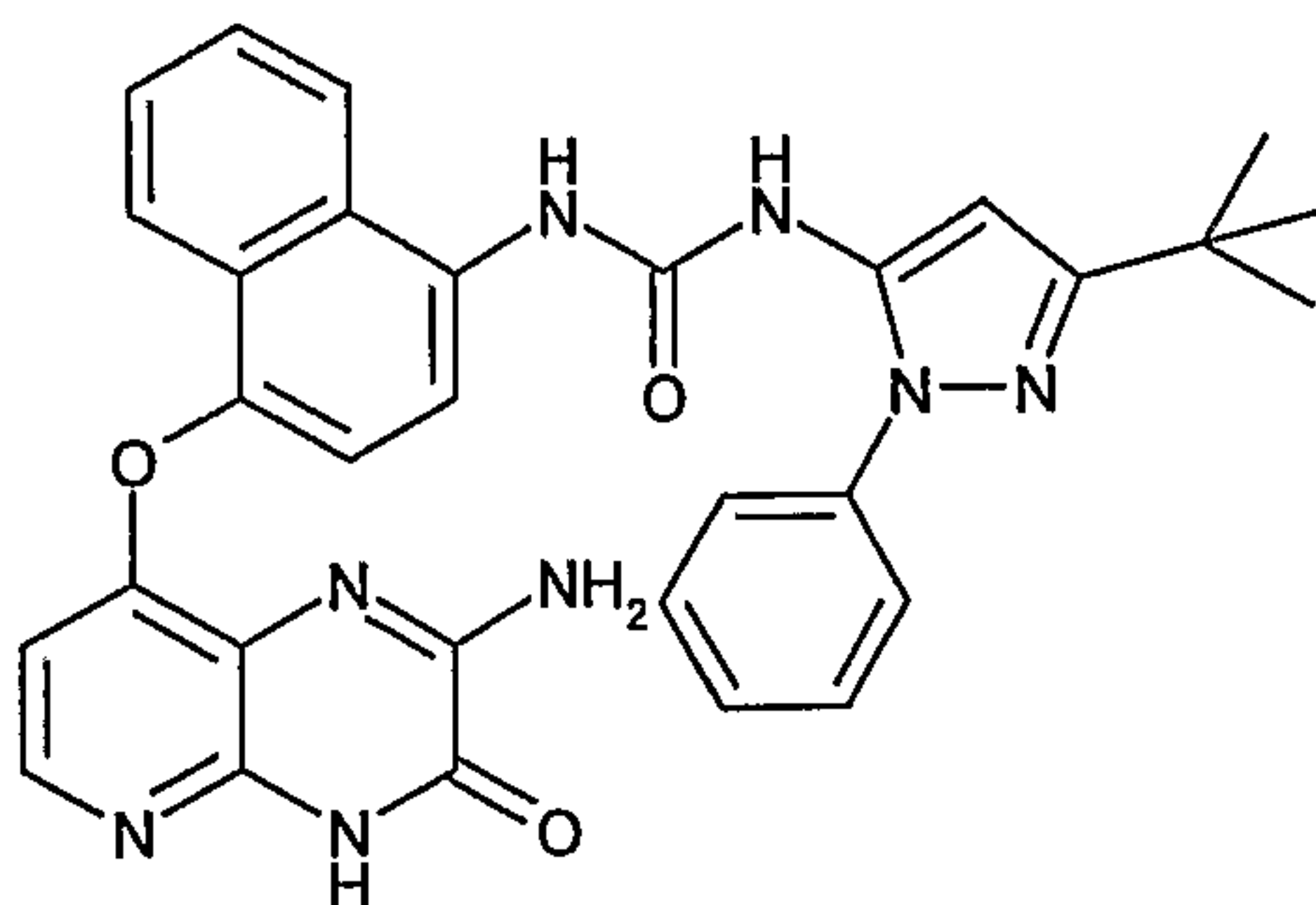


5 Method F2 was used with 3-amino-8-(4-aminonaphthalen-1-yloxy)pyrido[2,3-b]pyrazin-2(1H)-one and 1-fluoro-2-isocyanato-4-(trifluoromethyl)benzene to afford the title compound as a yellow / orange solid (31 mg, 38%).

10 ¹H-NMR (DMSO-d₆), δ (ppm), J (Hz): 6.30 (d, 1H, H_{arom}, J= 5.5 Hz), 7.34 (d, 1H, H_{arom}, J= 8.3 Hz), 7.41 (s, 1H, H_{arom}), 7.54 (t, 1H, H_{arom}, J= 8.7 Hz), 7.60 (t, 1H, H_{arom}, J= 7.4 Hz), 7.71 (t, 1H, H_{arom}, J= 7.2 Hz), 7.99 (d, 1H, H_{arom}, J= 8.8 Hz), 8.01 (d, 1H, H_{arom}, J= 5.6 Hz), 8.04 (d, 1H, H_{arom}, J= 8.3 Hz), 8.24 (d, 1H, H_{arom}, J= 8.6 Hz), 8.69 (d, 1H, H_{arom}, J= 7.2 Hz), 9.32 (s, 1H, NH_{urea}), 9.38 (s, 1H, NH_{urea}), 12.39 (s, 1H, NH_{lactame}). ¹³C-NMR (DMSO-d₆), δ (ppm), J (Hz): 104.61, 113.94, 116.00, 116.47, 118.03, 119.16, 121.96, 122.73, 124.89, 125.33, 126.53, 126.72, 127.44, 128.73, 131.24, 144.29, 145.44, 146.76, 151.08, 152.38, 152.60, 154.35, 154.77. HRMS (EI): *m/z* [M + H] calcd for C₂₅H₁₆F₄N₆O₃: 525.1293; found: 525.1292.

Synthesis 140

20 1-(4-(2-amino-3-oxo-3,4-dihydropyrido[2,3-b]pyrazin-8-yloxy)naphthalen-1-yl)-3-(3-*tert*-butyl-1-phenyl-1H-pyrazol-5-yl)urea (AA-080)



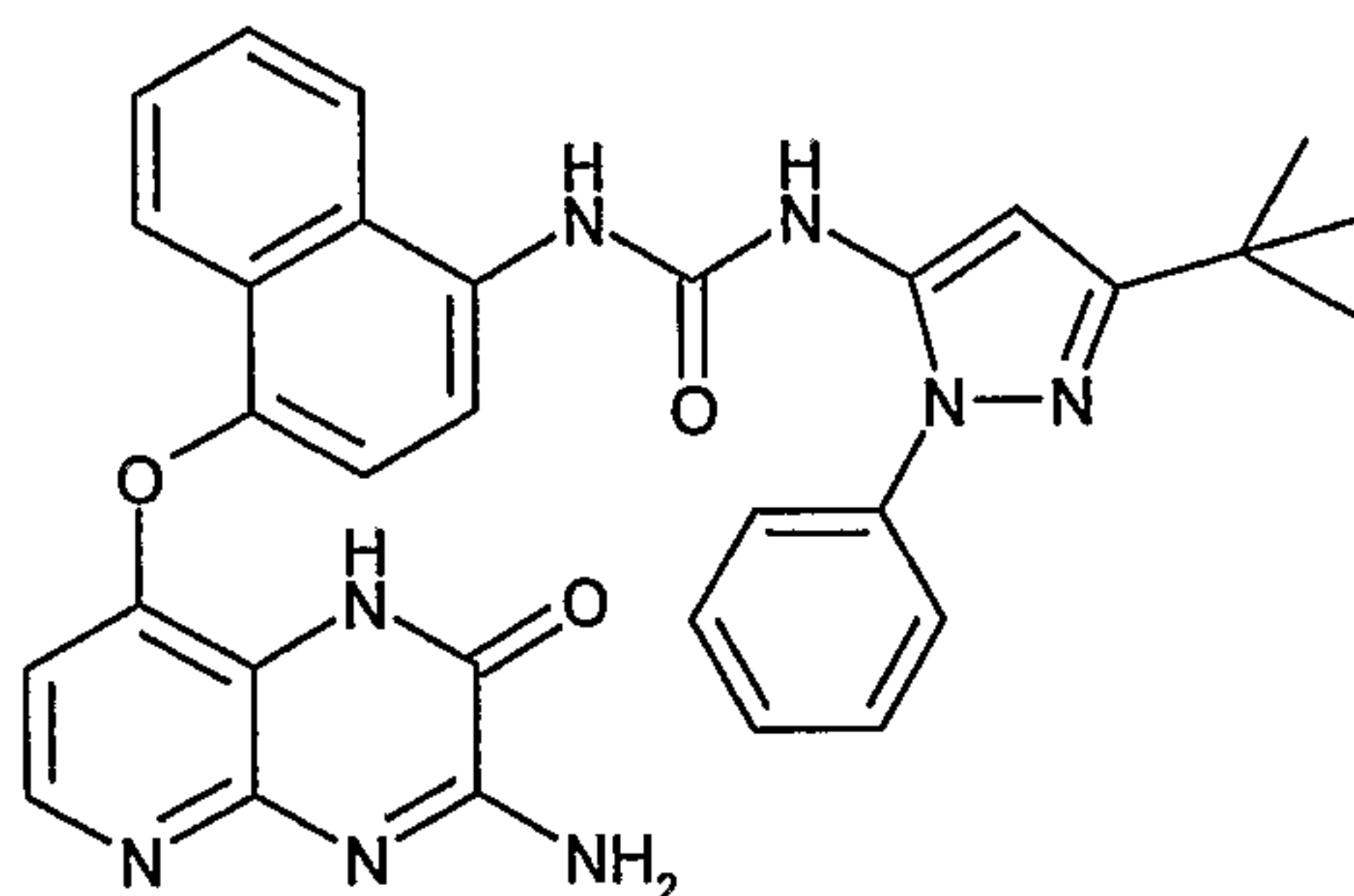
25 Method F2 was used with 2-amino-8-(4-aminonaphthalen-1-yloxy)pyrido[2,3-b]pyrazin-3(4H)-one and 3-*tert*-butyl-5-isocyanato-1-phenyl-1H-pyrazole to afford the title compound as a slightly pink solid (70 mg, 80%). ¹H-NMR (DMSO-d₆), δ (ppm), J (Hz): 1.29 (s, 9H, *tert*- Bu), 6.31 (d, 1H, H_{arom}, J= 5.5 Hz), 6.41 (s, 1H, H_{arom}), 7.22 (d, 1H, H_{arom}, J= 8.3 Hz), 7.44 (t, 1H, J= 7.0 Hz), 7.54-7.65 (m, 6H, H_{arom}), 7.85 (d, 1H, H_{arom}, J= 8.3 Hz), 7.88-7.91 (m, 2H, H_{arom}), 8.06 (d, 1H, H_{arom}, J= 8.6 Hz), 8.76 (s, 1H, NH_{urea}), 9.04 (s, 1H,

- 177 -

NH_{urea}), 12.58 (s, 1H, NH_{lactame}). ¹³C-NMR (DMSO-d₆), δ (ppm), J (Hz): 30.08 (*tert*- Bu), 31.92 (*tert*- Bu), 95.69, 106.46, 116.05, 118.94, 119.36, 121.56, 122.27, 124.12 (2°C), 126.32, 126.52, 126.55, 127.11, 127.97, 129.17 (2°C), 131.22, 137.15, 138.59, 142.95, 143.56, 146.22, 151.71, 152.33, 152.72, 157.12, 160.68. HRMS (EI): *m/z* [M + H] calcd for C₃₁H₂₈N₈O₃: 561.2357; found: 561.2351.

Synthesis 141

1-(4-(3-amino-2-oxo-1,2-dihydropyrido[2,3-b]pyrazin-8-yloxy)naphthalen-1-yl)-3-(3-*tert*-butyl-1-phenyl-1H-pyrazol-5-yl)urea (AA-081)



10

Method F2 was used with 3-amino-8-(4-aminonaphthalen-1-yloxy)pyrido[2,3-b]pyrazin-2(1H)-one and 3-*tert*-butyl-5-isocyanato-1-phenyl-1H-pyrazole to afford the title compound as a yellow / orange solid (46 mg, 44%). ¹H-NMR (DMSO-d₆), δ (ppm), J (Hz): 1.30 (s, 9H, *tert*- Bu), 6.28 (d, 1H, H_{arom}, J= 5.5 Hz), 6.42 (s, 1H, H_{arom}), 7.31 (d, 1H,

15

H_{arom}, J= 8.3 Hz), 7.44 (t, 1H, J= 7.1 Hz), 7.55-7.66 (m, 6H, H_{arom}), 7.89-7.96 (m, 2H, H_{arom}), 7.99 (d, 1H, H_{arom}, J= 5.5 Hz), 8.08 (d, 1H, H_{arom}, J= 8.6 Hz), 8.82 (s, 1H, NH_{urea}), 9.11 (s, 1H, NH_{urea}), 12.38 (s, 1H, NH_{lactame}). ¹³C-NMR (DMSO-d₆), δ (ppm), J (Hz): 30.08 (*tert*- Bu), 31.93 (*tert*- Bu), 95.78, 104.61, 113.91, 116.44, 118.37, 121.92, 122.14, 124.09 (2°C), 126.45, 126.47, 126.54, 127.09, 127.73, 129.15 (2°C), 131.63, 137.13, 138.59,

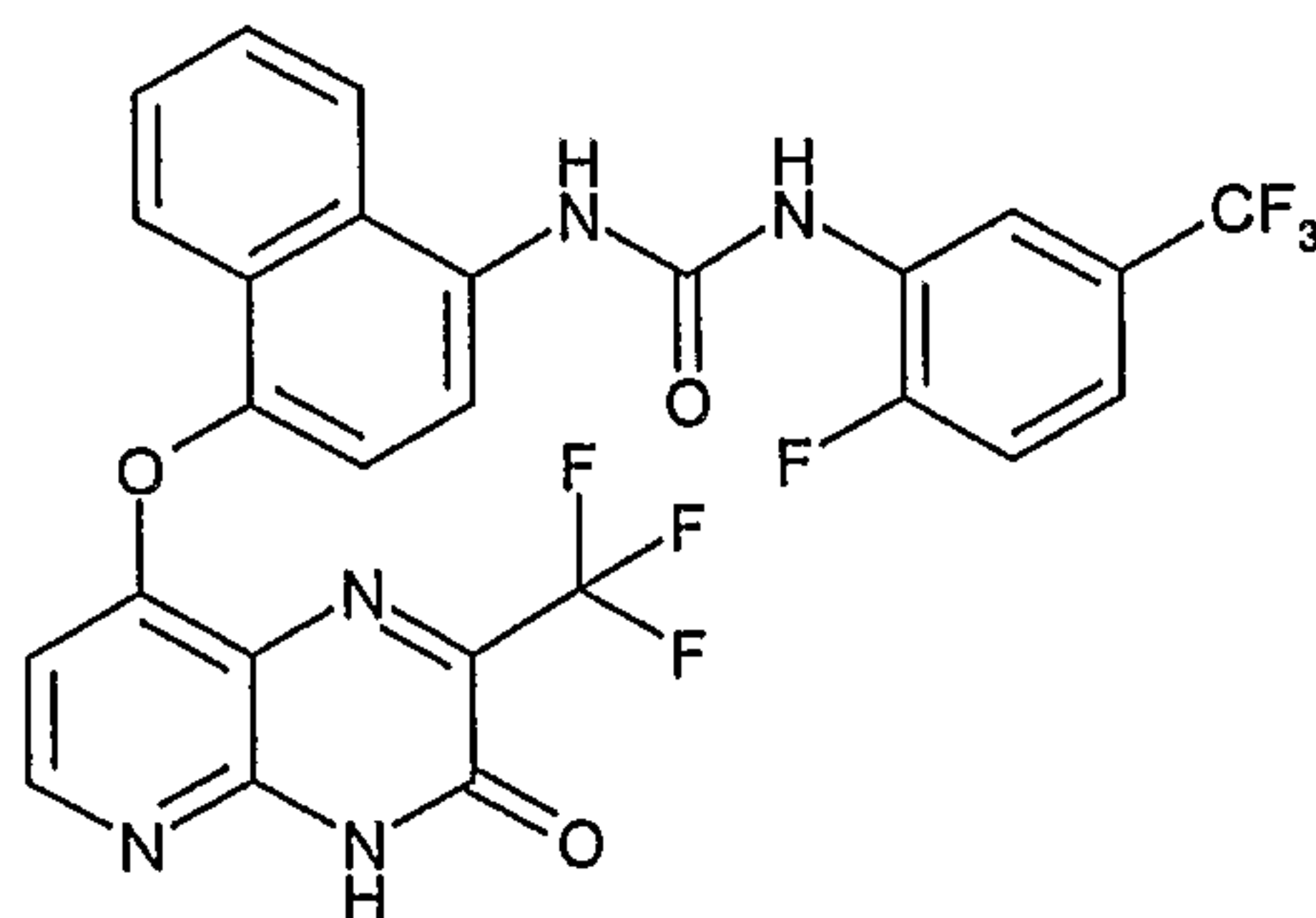
20

144.28, 145.43, 146.74, 151.01, 151.12, 152.33, 154.75, 160.69. HRMS (EI): *m/z* [M + H] calcd for C₃₁H₂₈N₈O₃: 561.2357; found: 561.2350.

Synthesis 142

1-(2-fluoro-5-(trifluoromethyl)phenyl)-3-(4-(3-oxo-2-(trifluoromethyl)-3,4-dihydropyrido[2,3-b]pyrazin-8-yloxy)naphthalen-1-yl)urea (AA-082)

25



- 178 -

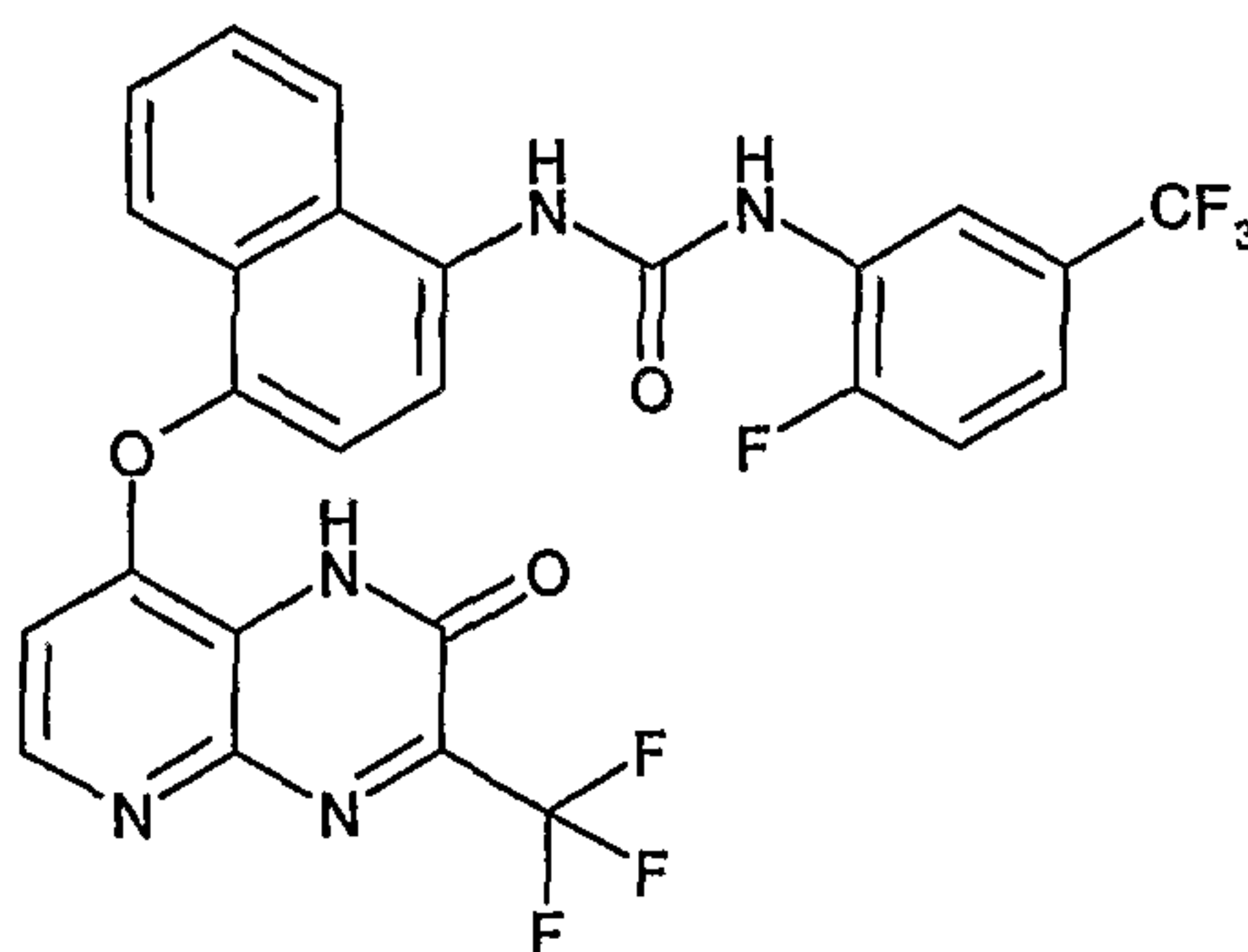
Method F2 was used with 8-(4-aminonaphthalen-1-yloxy)-2-(trifluoromethyl)pyrido[2,3-b]pyrazin-3(4H)-one and 1-fluoro-2-isocyanato-4-(trifluoromethyl)benzene to afford the title compound as a slightly yellow solid (31 mg, 45%).

5 ¹H-NMR (DMSO-d₆), δ (ppm), J (Hz): 6.40 (d, 1H, H_{arom}, J= 5.7 Hz), 7.41-7.42 (m, 1H, H_{arom}), 7.49 (d, 1H, H_{arom}, J= 8.3 Hz), 7.54 (t, 1H, H_{arom}, J= 9.9 Hz), 7.60 (t, 1H, H_{arom}, J= 7.6 Hz), 7.73 (t, 1H, H_{arom}, J= 7.7 Hz), 7.85 (d, 1H, H_{arom}, J= 8.4 Hz), 8.15 (d, 1H, H_{arom}, J= 8.3 Hz), 8.29 (d, 1H, H_{arom}, J= 8.6 Hz), 8.38 (d, 1H, H_{arom}, J= 5.7 Hz), 8.71 (d, 1H, H_{arom}, J= 6.0 Hz), 9.39 (s, 1H, NH_{urea}), 9.42 (s, 1H, NH_{urea}), 13.55 (s, 1H, NH_{lactame}). ¹³C-NMR
10 (DMSO-d₆), δ (ppm), J (Hz): 105.66, 116.02, 116.54, 117.64, 118.82, 119.29, 121.01, 121.40, 122.08, 122.72, 124.88, 125.35, 126.15, 126.86, 127.63, 128.65, 132.23, 143.10, 144.37, 146.85, 152.39, 152.48, 153.32, 154.36, 154.82, 162.35. HRMS (EI): *m/z* [M + H] calcd for C₂₆H₁₄F₇N₅O₃: 578.1058; found: 578.1064.

15

Synthesis 143

1-(2-fluoro-5-(trifluoromethyl)phenyl)-3-(4-(2-oxo-3-(trifluoromethyl)-1,2-dihydropyrido[2,3-b]pyrazin-8-yloxy)naphthalen-1-yl)urea (AA-083)



Method F2 was used with 8-(4-aminonaphthalen-1-yloxy)-3-(trifluoromethyl)pyrido[2,3-b]pyrazin-2(1H)-one and 1-fluoro-2-isocyanato-4-(trifluoromethyl)benzene to afford the title compound was obtained as a slightly yellow solid (5 mg, 5%).

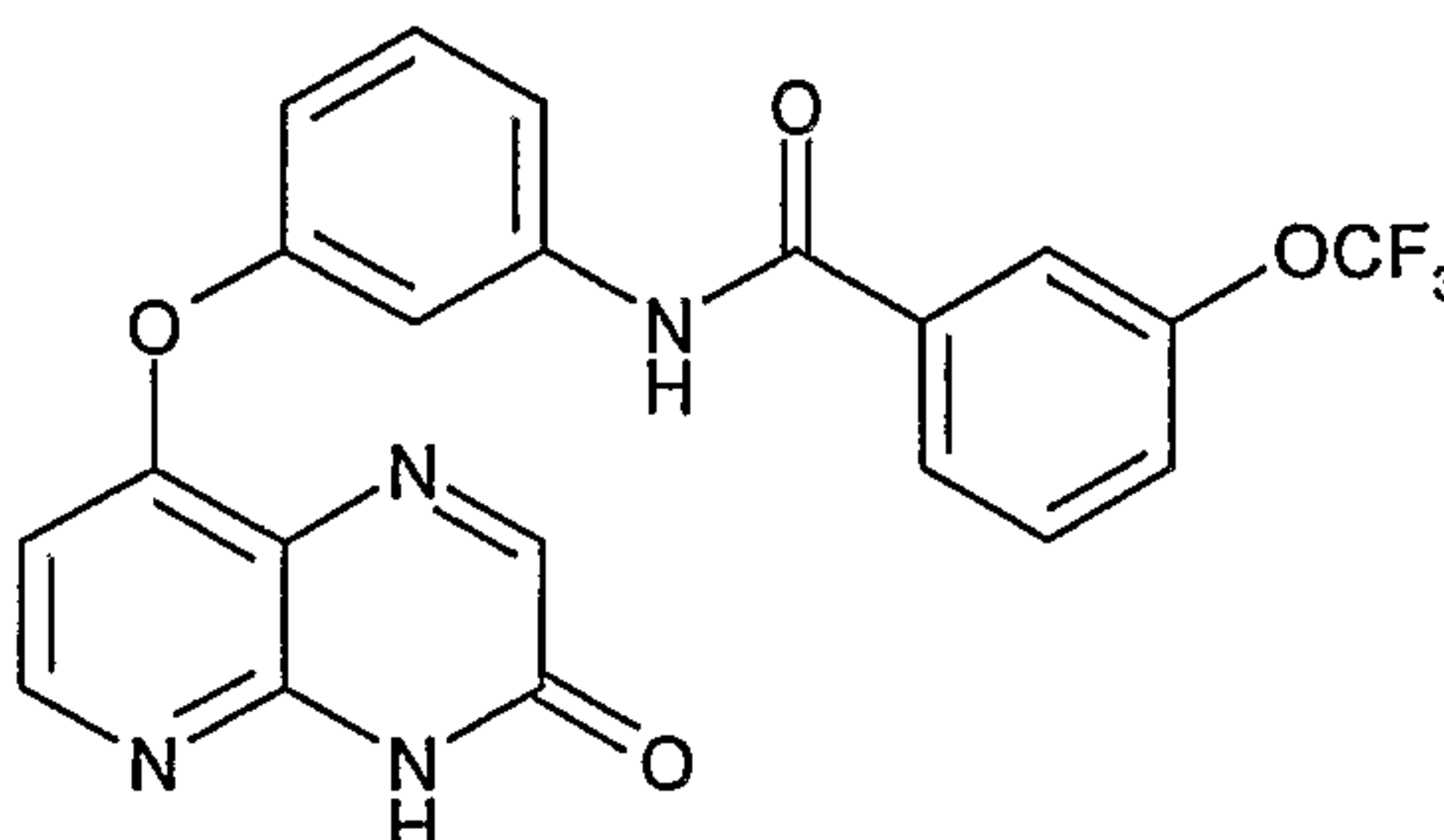
20 ¹H-NMR (DMSO-d₆), δ (ppm), J (Hz): 6.79 (d, 1H, H_{arom}, J= 5.3 Hz), 7.42-7.43 (m, 1H, H_{arom}), 7.47 (d, 1H, H_{arom}, J= 8.3 Hz), 7.55 (t, 1H, H_{arom}, J= 9.8 Hz), 7.62 (t, 1H, H_{arom}, J= 7.6 Hz), 7.74 (t, 1H, H_{arom}, J= 7.9 Hz), 7.97 (d, 1H, H_{arom}, J= 8.5 Hz), 8.14 (d, 1H, H_{arom}, J= 8.3 Hz), 8.28 (d, 1H, H_{arom}, J= 8.6 Hz), 8.40 (d, 1H, H_{arom}, J= 5.2 Hz), 9.71 (dd, 1H, H_{arom}, J= 1.8, 7.2 Hz), 9.38 (s, 1H, NH_{urea}), 9.42 (s, 1H, NH_{urea}), 13.51 (s, 1H, NH_{lactame}).
25 ¹³C-NMR (DMSO-d₆), δ (ppm), J (Hz): 110.67, 116.02, 116.48, 117.14, 117.76, 118.64, 119.21, 120.84, 121.88, 122.73, 123.05, 124.89, 125.40, 126.13, 126.87, 127.05, 127.37, 128.67, 131.99, 141.78, 144.58, 146.66, 151.64, 152.39, 152.53, 154.36. HRMS (EI):
30 *m/z* [M + H] calcd for C₂₆H₁₄F₇N₅O₃: 578.1058; found: 578.1051.

(VII) Synthesis of Amides.1. Amides from Common Intermediates

5

Synthesis 144

N-(3-(3-oxo-3,4-dihydropyrido[2,3-b]pyrazin-8-yloxy)phenyl)-3-(trifluoromethoxy)benzamide (AA-002)



10

Method G1: 8-(3-aminophenoxy)pyrido[2,3-b]pyrazin-3(4H)-one (43 mg, 0.169 mmol) and diisopropylethylamine (44 μ L, 0.254 mmol) were mixed in dry THF (5.0 mL) and 3-trifluoromethoxybenzoyl chloride (57 mg, 0.254 mmol) was added. This mixture was heated to reflux for 17 h. After cooling at RT, the solvent was removed *in vacuo*. The obtained oily residue was dissolved in DCM and washed with water and dried over $MgSO_4$. After evaporation of DCM, the residue was retaken in Et_2O , triturated and filtered off to afford the title compound as a white solid (45 mg, 60%).

15

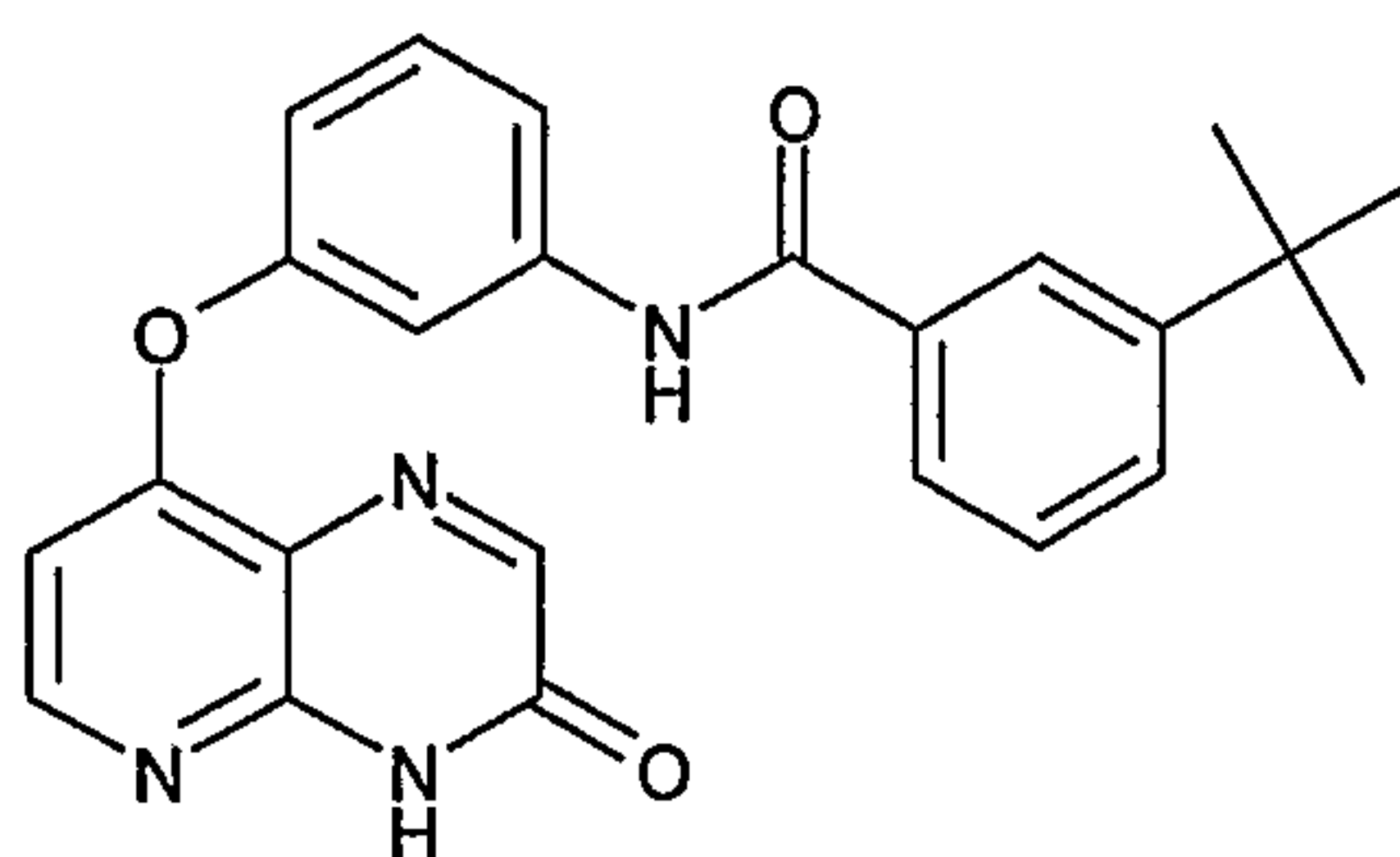
20

1H -NMR (DMSO- d_6), δ (ppm), J (Hz): 6.68 (d, 1H, H_{Py} , J= 5.6 Hz), 7.01 (ddd, 1H, H_{arom} , J= 8.1 Hz, J= 2.3 Hz, J= 0.7 Hz), 7.50 (t, 1H, H_{arom} , J= 8.2 Hz), 7.62 (d, 1H, H_{arom} , J= 8.3 Hz), 7.68 – 7.72 (m, 3H, H_{arom}), 7.89 (s, 1H, H_{arom}), 7.99 (d, 1H, H_{arom} , J= 7.9 Hz), 8.19 (s, 1H, H_{arom}), 8.39 (d, 1H, $H_{Py,6}$, J= 5.6 Hz), 10.53 (s, 1H, NH_{amide}), 12.91 (s, 1H, $NH_{lactame}$). ^{13}C -NMR (DMSO- d_6), δ (ppm), J (Hz): 106.78, 111.77, 115.45, 117.10, 118.48, 120.08, 120.95, 124.07, 126.69, 130.39, 130.54, 136.68, 140.54, 145.47, 148.17, 151.16, 152.08, 154.21, 156.36, 160.28, 163.97. HRMS (EI): m/z [M + H] calcd for $C_{21}H_{13}F_3N_4O_4$: 443.0962; found: 443.0950.

25

Synthesis 145

3-*tert*-butyl-N-(3-(3-oxo-3,4-dihydropyrido[2,3-b]pyrazin-8-yloxy)phenyl) benzamide (AA-003)



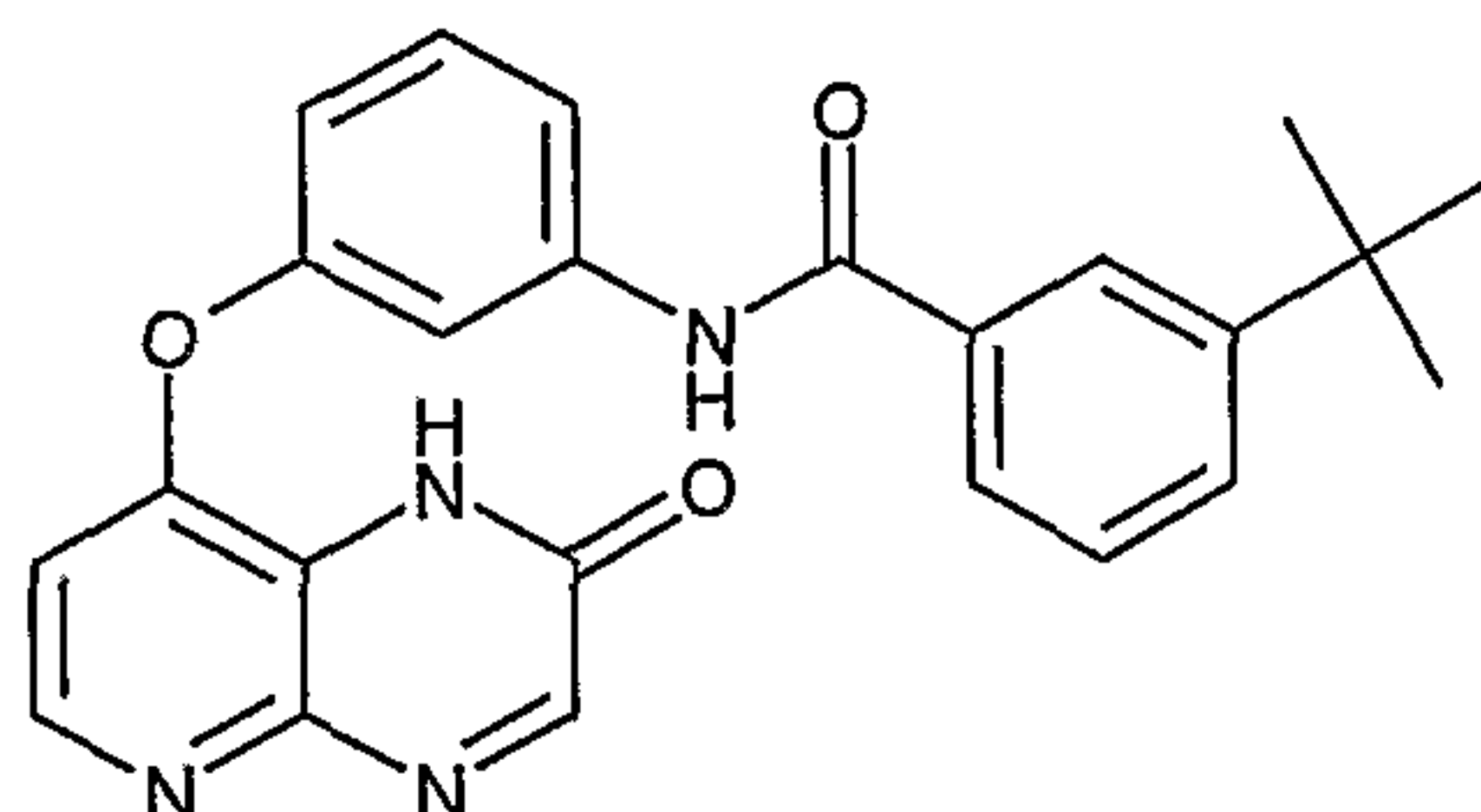
- 180 -

Method G1 was used with 8-(3-aminophenoxy)pyrido[2,3-b]pyrazin-3(4H)-one and 3-*tert*butylbenzoyl chloride to afford the title compound as a white solid (29 mg, 45%).

¹H-NMR (DMSO-d₆), δ (ppm), J (Hz): 1.33 (s, 9H, *tert*- Bu), 6.67 (d, 1H, H_{Py},5, J= 5.6 Hz), 6.98 (ddd, 1H, H_{arom}, J= 8.1 Hz, J= 2.4 Hz, J= 0.8 Hz), 7.46 (t, 1H, H_{arom}, J= 7.7 Hz), 7.48 (t, 1H, H_{arom}, J= 8.2 Hz), 7.63 (d, 1H, H_{arom}, J= 7.9 Hz), 7.70 (d, 1H, H_{arom}, J= 8.2 Hz), 7.74– 7.77 (m, 2H, H_{arom}), 7.90 (t, 1H, H_{arom}, J= 1.7 Hz), 8.19 (s, 1H, H_{arom}), 8.39 (d, 1H, H_{Py},6, J= 5.6 Hz), 10.36 (s, 1H, NH_{amide}), 12.91 (s, 1H, NH_{lactame}). ¹³C-NMR (DMSO-d₆), δ (ppm), J (Hz): 31.00 (*tert*- Bu), 34.56 (*tert*- Bu), 106.78, 111.84, 115.20, 117.18, 118.53, 124.30, 124.79, 128.11, 128.67, 130.37, 134.44, 141.05, 145.54, 150.95, 151.20, 152.16, 154.22, 156.45, 160.45, 166.45. HRMS (EI): *m/z* [M + H] calcd for C₂₄H₂₂N₄O₃: 415.1765; found: 415.1770.

Synthesis 146

15 3-*tert*-butyl-N-(3-(2-oxo-1,2-dihydropyrido[2,3-b]pyrazin-8-yloxy)phenyl) benzamide (AA-029)



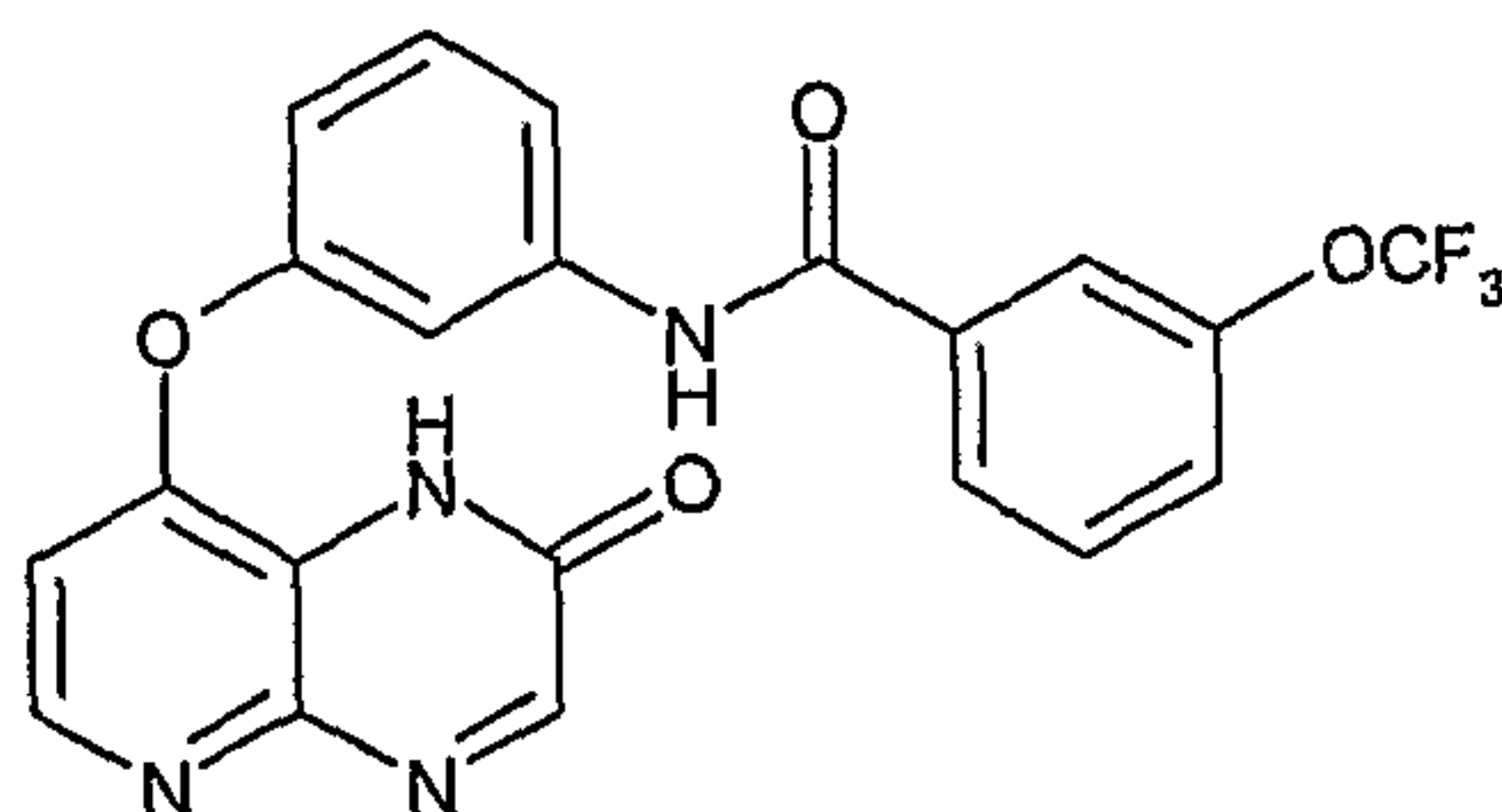
Method G1 was used with 8-(3-aminophenoxy)pyrido[2,3-b]pyrazin-2(1H)-one and 3-*tert*butylbenzoyl chloride to afford the title compound as a white solid (14 mg, 22%).

20 ¹H-NMR (DMSO-d₆), δ (ppm), J (Hz): 1.33 (s, 9H, *tert*- Bu), 6.94 (d, 1H, H_{Py}, J= 5.3 Hz), 7.00 (dd, 1H, H_{arom}, J= 8.1 Hz, J= 2.4 Hz), 7.46 (t, 1H, H_{arom}, J= 7.7 Hz), 7.49 (t, 1H, H_{arom}, J= 8.1 Hz), 7.63 (d, 1H, H_{arom}, J= 1.7 Hz), 7.71 (d, 1H, H_{arom}, J= 8.2 Hz), 7.75– 7.77 (m, 2H, H_{arom}), 7.91 (t, 1H, H_{arom}, J= 7.9 Hz), 8.39 (d, 1H, H_{Py}, J= 5.3 Hz), 8.43 (s, 1H, H_{arom}), 10.37 (s, 1H, NH_{amide}), 12.60 (s, 1H, NH_{lactame}). ¹³C-NMR (DMSO-d₆), δ (ppm), J (Hz): 30.99 (*tert*- Bu), 34.55 (*tert*- Bu), 110.60, 111.94, 115.27, 117.23, 117.99, 124.29, 124.79, 128.11, 128.67, 130.27, 134.40, 134.96, 141.00, 150.94, 153.95, 154.77, 155.88, 166.10. HRMS (EI): *m/z* [M + H] calcd for C₂₄H₂₂N₄O₃: 415.1765; found: 415.1775.

- 181 -

Synthesis 147

N-(3-(2-oxo-1,2-dihydropyrido[2,3-b]pyrazin-8-yloxy)phenyl)-3-(trifluoromethoxy)benzamide (AA-030)



5 Method G1 was used with 8-(3-aminophenoxy)pyrido[2,3-b]pyrazin-2(1H)-one and 3-trifluoromethoxybenzoyl chloride to afford the title compound as a white solid (35 mg, 20%).

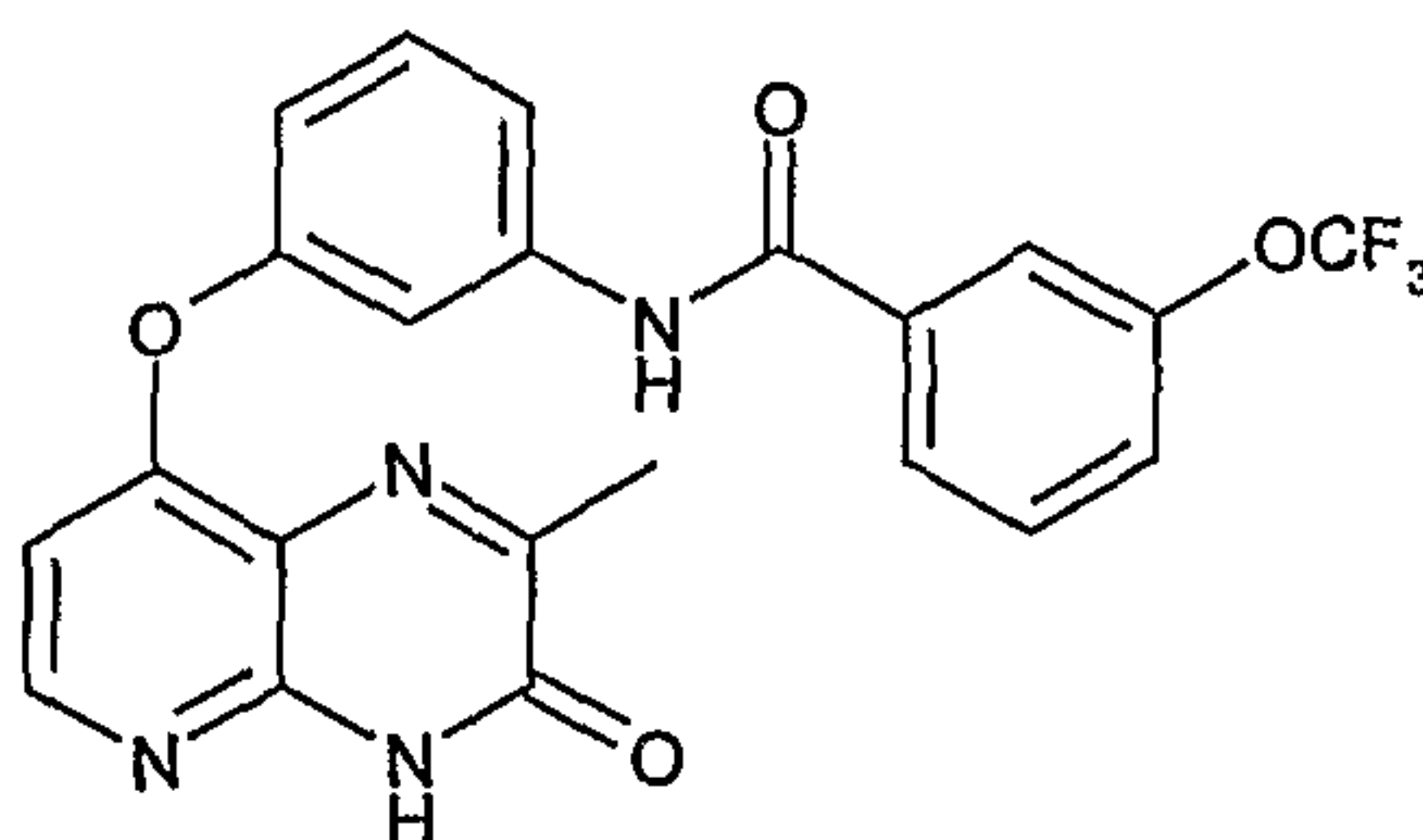
10 ¹H-NMR (DMSO-d₆), δ (ppm), J (Hz): 6.94 (d, 1H, H_{Py}, J= 5.3 Hz), 7.03 (dd, 1H, H_{arom}, J= 8.1 Hz, J= 2.3 Hz), 7.50 (t, 1H, H_{arom}, J= 8.2 Hz), 7.61-7.62 (m, 1H, H_{arom}), 7.68 – 7.71 (m, 2H, H_{arom}), 7.75 (t, 1H, H_{arom}, J= 2.0 Hz), 7.90 (s, 1H, H_{arom}), 8.00 (d, 1H, H_{arom}, J= 7.7 Hz), 8.39 (d, 1H, H_{Py}, J= 5.3 Hz), 8.43 (s, 1H, H_{arom}), 10.54 (s, 1H, NH_{amide}), 12.61 (s, 1H, NH_{lactame}). ¹³C-NMR (DMSO-d₆), δ (ppm), J (Hz): 110.64, 111.98, 115.65, 117.27, 119.00, 120.17, 121.04, 123.09, 124.18, 126.78, 130.40, 130.65, 136.75, 140.58, 145.36, 148.26, 154.01, 154.61, 164.05. HRMS (EI): *m/z* [M + H] calcd for C₂₁H₁₃F₃N₄O₄: 443.0962; found: 443.0966.

15

Synthesis 148

N-(3-(2-methyl-3-oxo-3,4-dihydropyrido[2,3-b]pyrazin-8-yloxy)phenyl)-3-(trifluoromethoxy)benzamide (AA-004)

20



Method G1 was used with 8-(3-aminophenoxy)-2-methylpyrido[2,3-b]pyrazin-3(4H)-one and 3-trifluoromethoxybenzoyl chloride to afford the title compound as a slightly yellow solid (74 mg, 87%).

25

¹H-NMR (DMSO-d₆), δ (ppm), J (Hz): 2.44 (s, 3H, Me), 6.62 (d, 1H, H_{Py}, J= 5.6 Hz), 7.01 (dd, 1H, H_{arom}, J= 8.1 Hz, J= 2.3 Hz), 7.50 (t, 1H, H_{arom}, J= 8.2 Hz), 7.61 (d, 1H, H_{arom}, J= 8.4 Hz), 7.67–7.71 (m, 2H, H_{arom}), 7.73 (t, 1H, H_{arom}, J= 2.1 Hz), 7.90 (s, 1H, H_{arom}), 8.01 (d, 1H, H_{arom}, J= 7.9 Hz), 8.31 (d, 1H, H_{Py}, J= 5.6 Hz), 10.55 (s, 1H, NH_{amide}), 12.77 (s, 1H, NH_{lactame}). ¹³C-NMR (DMSO-d₆), δ (ppm), J (Hz): 20.52 (Me), 106.55, 112.11, 115.72, 117.24, 117.91, 120.03 (OCF₃), 120.23, 124.16, 126.85, 130.44, 130.62, 136.75, 140.66,

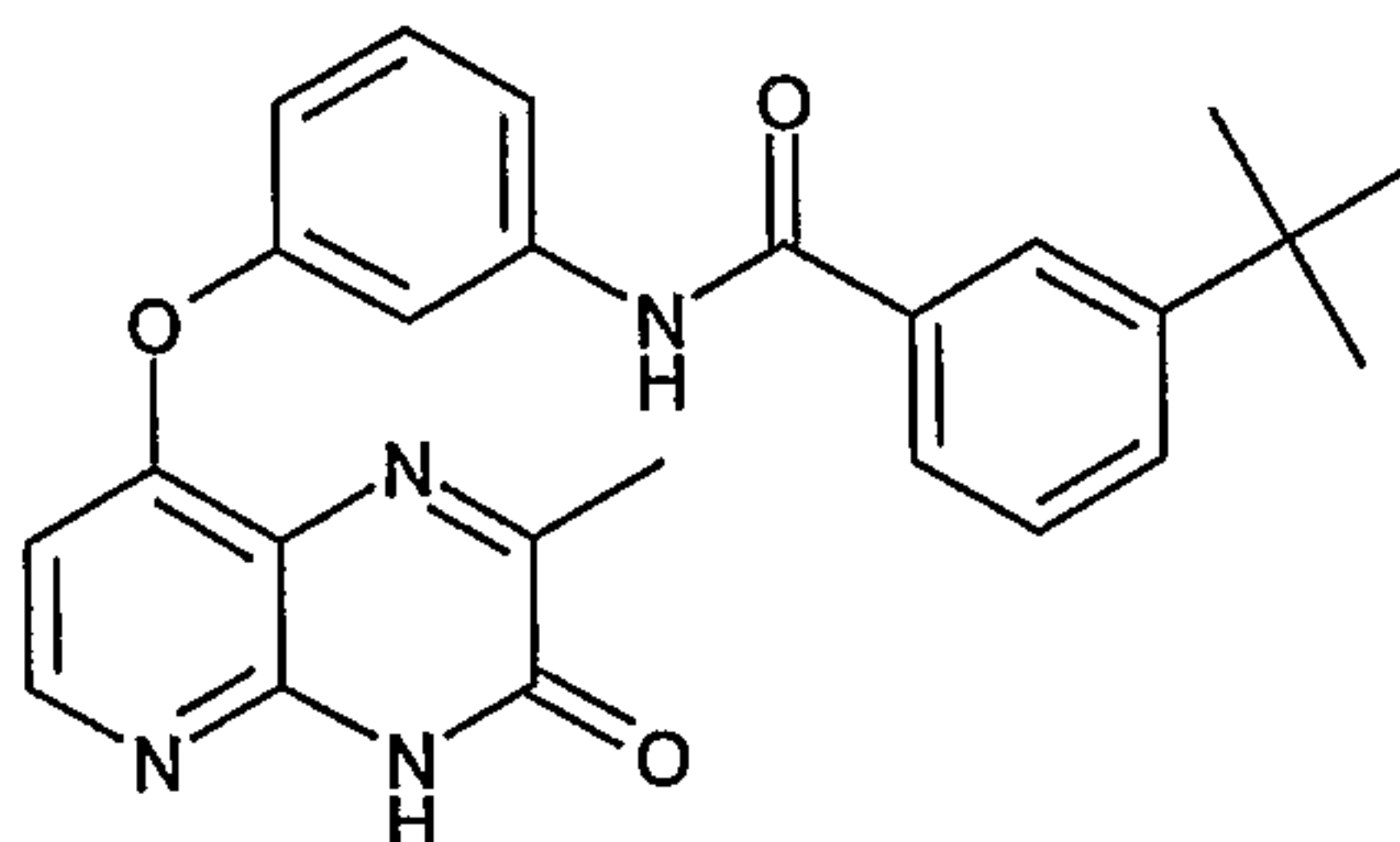
30

- 182 -

145.76, 148.26, 150.58, 154.25, 156.32, 159.24, 159.65, 164.08. HRMS (EI): m/z [M + H] calcd for C₂₂H₁₅F₃N₄O₄: 457.1124; found: 457.1118.

Synthesis 149

5 3-*tert*-butyl-N-(3-(2-methyl-3-oxo-3,4-dihydropyrido[2,3-*b*]pyrazin-8-yloxy)phenyl)benzamide (AA-005)



Method G1 was used with 8-(3-aminophenoxy)-2-methylpyrido[2,3-*b*]pyrazin-3(4H)-one and 3-*tert*butylbenzoyl chloride to afford the title compound as a slightly yellow solid (77 mg, 97%).

¹H-NMR (DMSO-*d*₆), δ (ppm), J (Hz): 1.33 (s, 9H, *tert*- Bu), 2.44 (s, 3H, Me), 6.62 (d, 1H, H_{Py}, J= 5.6 Hz), 6.98 (dd, 1H, H_{arom}, J= 8.1 Hz, J= 2.4 Hz), 7.44-7.50 (m, 2H, H_{arom}), 7.63 (d, 1H, H_{arom}, J= 7.9 Hz), 7.70 (d, 1H, H_{arom}, J= 8.2 Hz), 7.74- 7.77 (m, 2H, H_{arom}), 7.91 (s, 1H, H_{arom}), 8.30 (d, 1H, H_{Py} J= 5.6 Hz), 10.37 (s, 1H, NH_{amide}), 12.77 (s, 1H, NH_{lactame}). ¹³C-NMR (DMSO-*d*₆), δ (ppm), J (Hz): 20.52 (CH₃), 31.02 (*tert*- Bu), 34.57 (*tert*- Bu), 106.50, 112.06, 115.36, 117.20, 117.88, 124.36, 124.85, 128.11, 128.67, 130.34, 134.43, 141.07, 145.75, 150.58, 150.94, 154.19, 156.32, 159.20, 159.72, 166.14. HRMS (EI): m/z [M + H] calcd for C₂₅H₂₄N₄O₃: 429.1921; found: 429.1921.

20

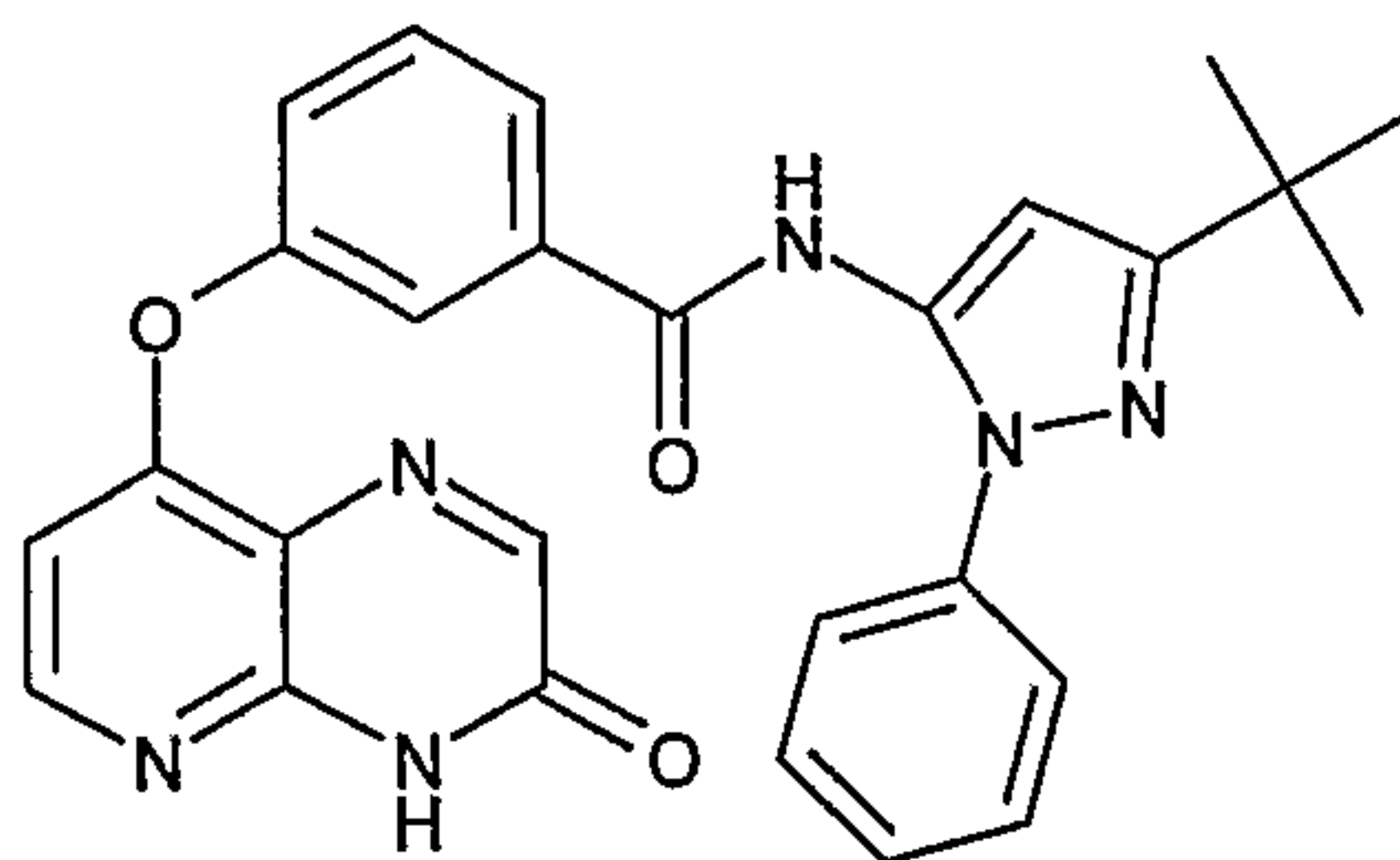
(VIII) Synthesis of Reverse Amides.

1. Reverse Amides from Common Intermediates

25

Synthesis 150

N-(3-*tert*-butyl-1-phenyl-1H-pyrazol-5-yl)-3-(3-oxo-3,4-dihydropyrido[2,3-*b*]pyrazin-8-yloxy)benzamide (AA-001)



Method H1: A solution of AlMe₃ (solution in toluene 2M, 0.85 mL, 1.68 mmol,) was added dropwise to a cooled (0 C) solution of 3-*tert*-butyl-1-phenyl-1H-pyrazol-5-amine (362 mg,

30

- 183 -

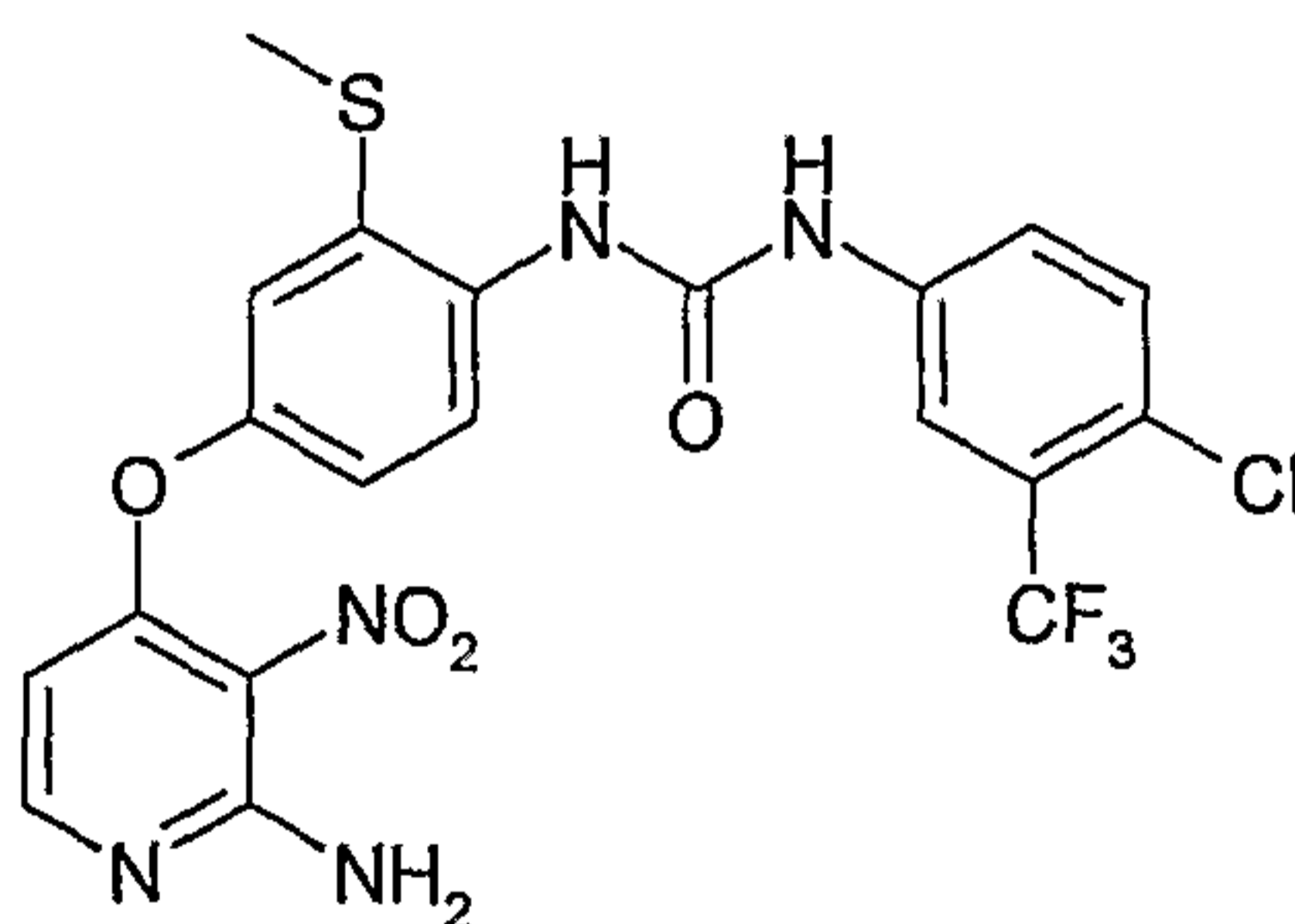
1.68 mmol) in THF (5.0 mL). When the addition was complete, the mixture was allowed to warm to room temperature and stirring was continued for 30 minutes. Then methyl 3-(3-oxo-3,4-dihydropyrido[2,3-b]pyrazin-8-yloxy)benzoate (100 mg, 0.336 mmol) was added and the mixture was heated under reflux for 19 h. The mixture was cooled to room temperature and carefully quenched with 5% aq HCl (3.0 mL). After evaporation of solvent, the residue was retaken in CH₂Cl₂, washed with saturated solution of NaHCO₃ and dried over MgSO₄ and evaporated under vacuum. The obtained residue was chromatographed (eluent: CH₂Cl₂ / EtOAc: 2/1 towards 1/3) and the title compound was obtained as a slightly yellow solid (29 mg, 18%).

¹H-NMR (DMSO-d₆), δ (ppm), J (Hz): 1.31 (s, 9H, *tert*-Bu), 6.39 (s, 1H, H_{Pyz}), 6.71 (d, 1H, H_{Py}, J= 5.6 Hz), 7.29 – 7.32 (m, 1H, H_{arom}), 7.41 – 7.44 (m, 2H, H_{arom}), 7.47 (dd, 1H, H_{arom}, J= 8.1 Hz, J= 2.4 Hz), 7.50 – 7.52 (m, 2H, H_{arom}), 7.61 – 7.64 (m, 2H, H_{arom}), 7.78 (d, 1H, H_{arom}, J= 7.7 Hz), 8.17 (s, 1H, H_{arom}), 8.42 (d, 1H, H_{Py}, J= 5.6 Hz), 10.35 (s, 1H, NH_{amide}), 12.94 (s, 1H, NH_{lactame}). ¹³C-NMR (DMSO-d₆), δ (ppm), J (Hz): 30.03 (*tert*-Bu), 32.00 (*tert*-Bu), 100.70, 107.39, 118.62, 118.67, 122.92, 122.98, 123.45, 124.39, 126.75, 128.87, 130.68, 135.32, 138.88, 145.58, 151.30, 152.17, 154.50, 156.35, 159.73, 160.71, 164.71. HRMS (EI): *m/z* [M + H] calcd for C₂₇H₂₄N₆O₃: 481.1983; found: 481.1983.

(IX) Synthesis of Ureas from Isocyanates and Nitro-amino-pyridine Intermediates

Synthesis 151

1-(4-(2-amino-3-nitropyridin-4-yloxy)-2-(methylthio)phenyl)-3-(4-chloro-3-(trifluoromethyl)phenyl)urea



Using Method F2 with 4-(4-amino-3-(methylthio)phenoxy)-3-nitropyridin-2-amine (150 mg, 0.5 mmol) and 4-chloro-3-trifluoromethylisocyanate, the title compound (247 mg, 93%) was obtained as a orange powder.

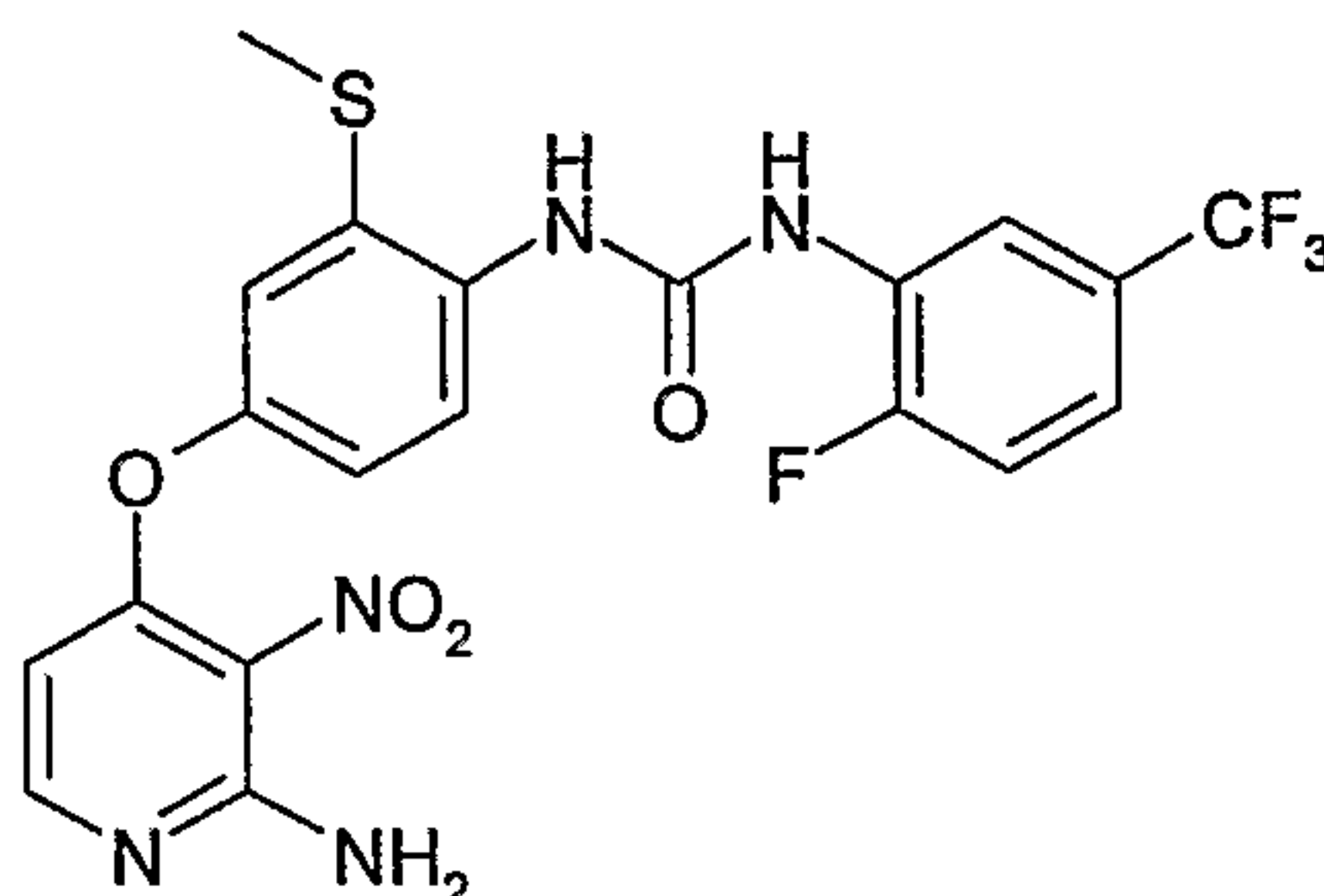
¹H-NMR (DMSO-d₆), δ (ppm), J (Hz): 2.47 (s, 3H, CH₃), 6.02 (d, 1H, H_{Py}, J=5.7 Hz), 7.04 (d, 1H, H_{arom}, J=8.8 Hz), 7.16 (s, 2H, NH_{2,Py}), 7.21 (m, 1H, H_{arom}, J=8.8 Hz), 7.62 (m, 2H, H_{arom}), 7.85 (m, 1H, H_{arom}), 8.01 (d, 1H, H_{arom}, J=8.8 Hz), 8.11 (d, 1H, H_{Py}, J=5.7 Hz), 8.20 (s, 1H, NH_{urea1}), 9.75 (s, 1H, NH_{urea3}). ¹³C-NMR (DMSO-d₆), δ (ppm), J (Hz): 15.6,

- 184 -

100.4, 116.5, 118.0, 119.8, 121.6, 122.7, 123.8, 124.0, 126.5, 126.8, 131.7, 132.0, 133.9, 139.2, 149.3, 152.4, 153.1, 153.7, 158.9. LC-MS (m/z): 514 (M+H, 100), $rt=8.37$ min.

Synthesis 152

5 1-(4-(2-amino-3-nitropyridin-4-yloxy)-2-(methylthio)phenyl)-3-(2-fluoro-5-(trifluoromethyl)phenyl)urea

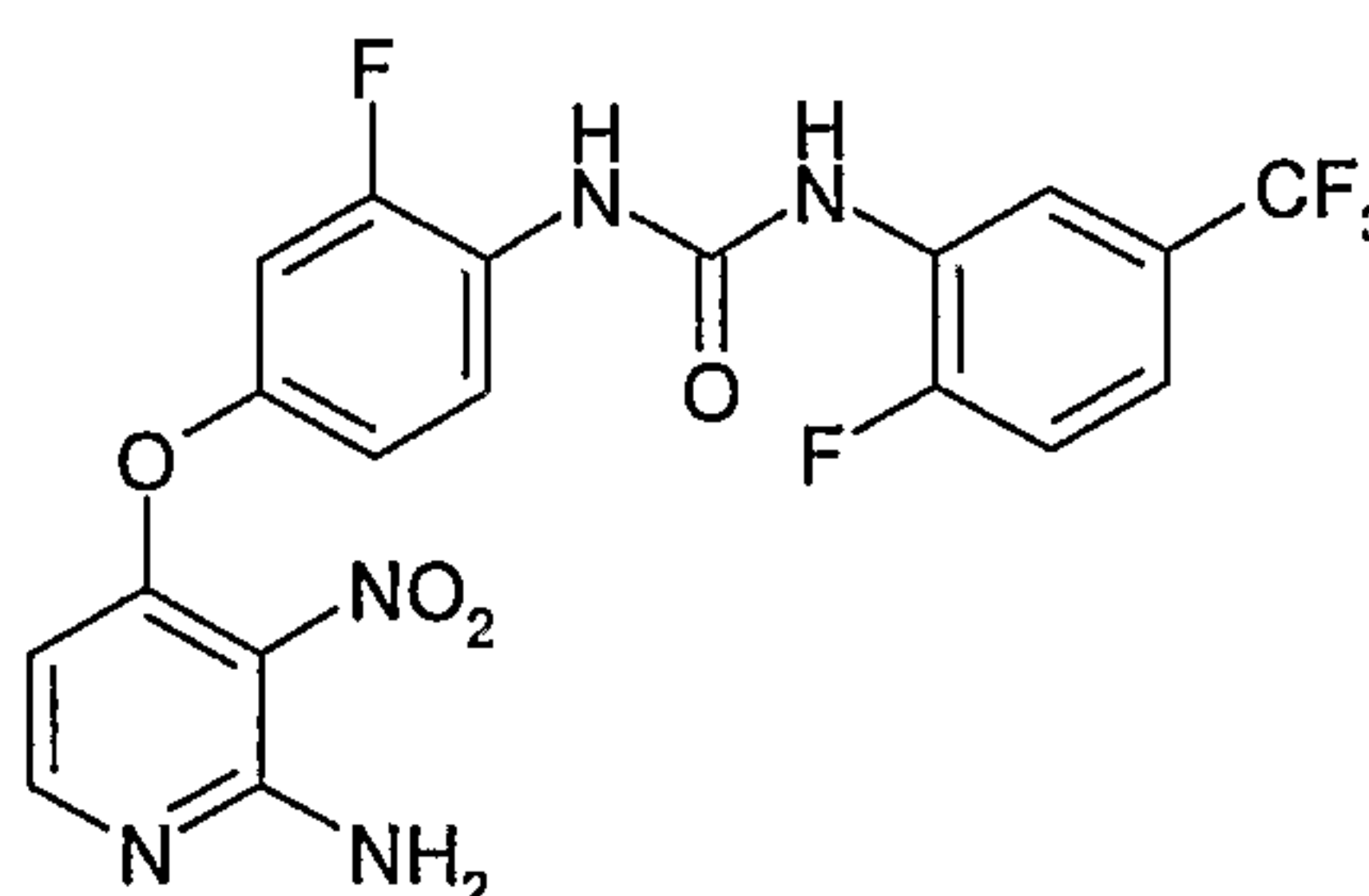


Using Method F2 with 4-(4-amino-3-(methylthio)phenoxy)-3-nitropyridin-2-amine (1.04 g, 3.57 mmol) and 2-fluoro-5-trifluoromethylphenyl isocyanate, the title compound (664 mg, 37%) was obtained as a yellow powder.

$^1\text{H-NMR}$ (DMSO- d_6), δ (ppm), J (Hz): 2.48 (s, 3H, CH_3), 6.02 (d, 1H, H_{Py} , $J=5.7$ Hz), 7.02 (dd, 1H, H_{arom} , $J=8.7$ Hz, $J=2.7$ Hz), 7.39 (m, 1H, H_{arom}), 7.50 (m, 1H, H_{arom}), 7.83 (d, 1H, H_{arom} , $J=8.8$ Hz), 8.01 (d, 1H, H_{Py} , $J=5.7$ Hz), 8.62 (dd, 1H, H_{arom} , $J=7.1$ Hz, $J=1.6$ Hz), 8.66 (s, 1H, H_{arom}), 9.69 (s, 1H, NH_{urea1}), 10.50 (s, 1H, NH_{urea3}). LC-MS (m/z): 498 (M+H, 100), $rt=5.54$ min.

Synthesis 153

20 1-(4-(2-amino-3-nitropyridin-4-yloxy)-2-fluorophenyl)-3-(2-fluoro-5-(trifluoromethyl)phenyl)urea



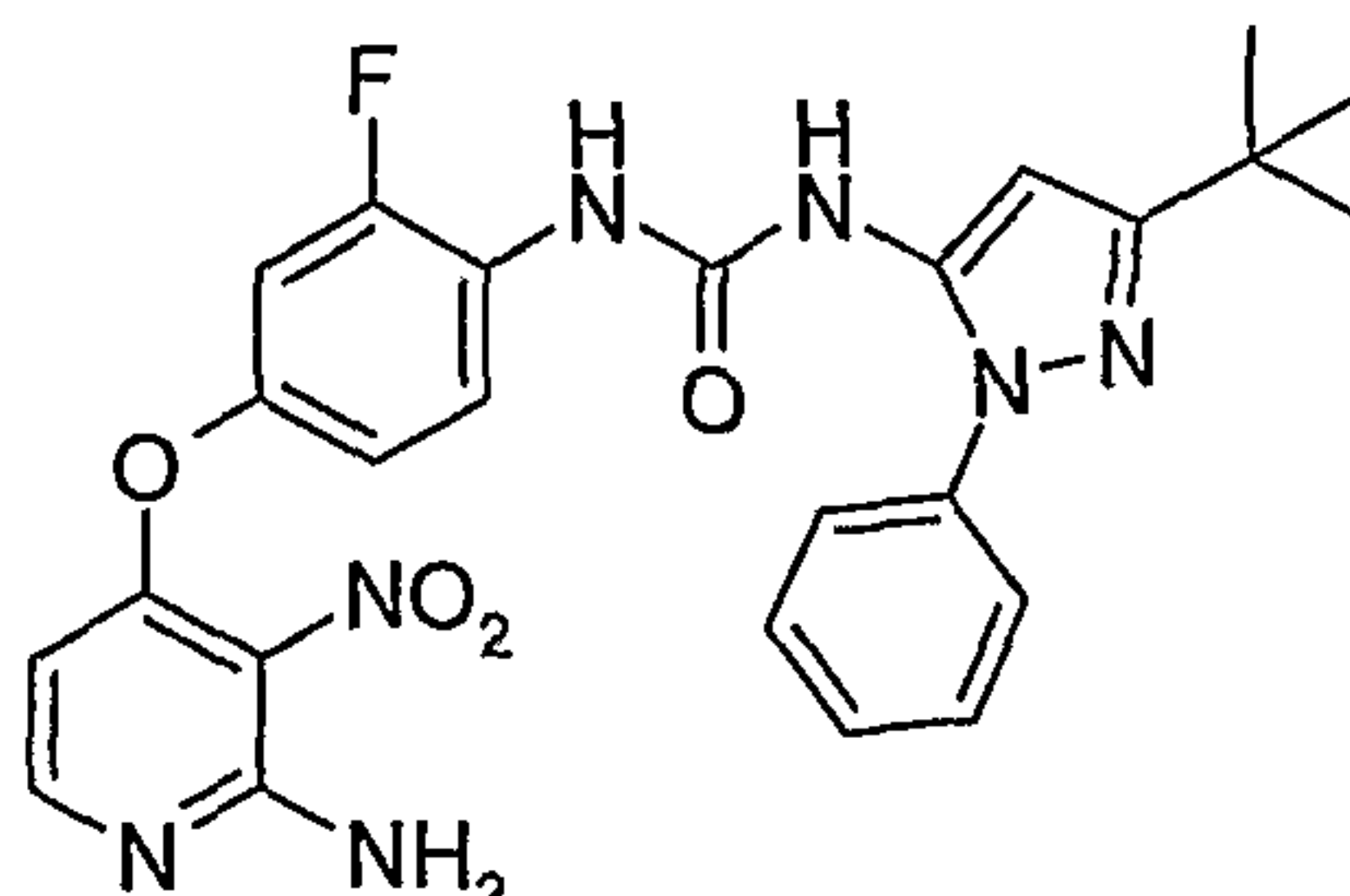
Using Method F2 with 4-(4-amino-3-fluorophenoxy)-3-nitropyridin-2-amine and 2-fluoro-5-trifluoromethylphenyl isocyanate, the title compound was obtained (yield 85%).

25 $^1\text{H-NMR}$ (DMSO- d_6), δ (ppm), J (Hz): 6.03 (d, 1H, $J=5.7$ Hz), 7.04 (dd, 1H, $J=8.6$, 2.2 Hz), 7.22 (bs, 2H), 7.33 (dd, 1H, $J=8.6$, 2.9 Hz), 8.60 (m, 1H), 9.22 (s, 1H), 9.37 (s, 1H). LC-MS (m/z): 470 (M+H, 100).

- 185 -

Synthesis 154

1-(4-(2-amino-3-nitropyridin-4-yloxy)-2-fluorophenyl)-3-(3-*tert*-butyl-1-phenyl-1*H*-pyrazol-5-yl)urea



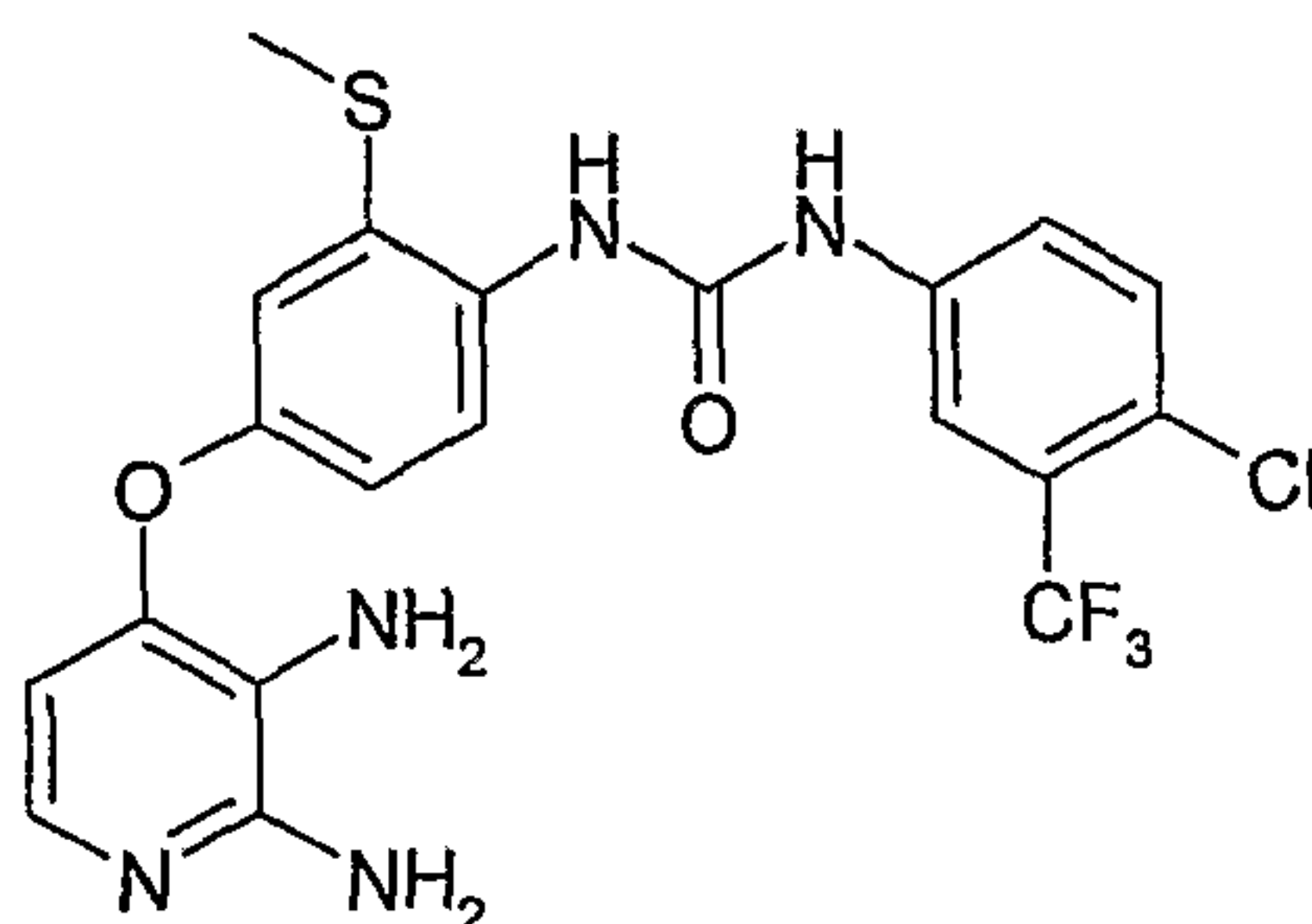
- 5 Using Method F3 with *tert*-butyl-5-isocyanato-1-phenyl-1*H*-pyrazole (15 mL, 4.05 mmol) and 4-(4-amino-3-fluorophenoxy)-3-nitropyridin-2-amine (893 mg, 3.38 mmol) the title compound was obtained in quantitative yield (1.71 g) as a yellow solid after column chromatography with 5% to 50% EtOAc in CH₂Cl₂.
- 10 ¹H-NMR (DMSO-d₆), δ (ppm), J (Hz): 1.28 (s, 9H, *tert*- Bu), 6.03 (d, 1H, J=5.7, H_{Py}), 6.40 (s, 1H, H_{Pyz}), 7.01 (m, 1H, H_{arom}), 7.18 (br s, 2H, NH₂), 7.26 (m, 1H, H_{arom}), 7.43 (m, 1H, H_{arom}), 7.54 (m, 4H, H_{arom}), 8.01 (d, 1H, J=5.7, H_{Py}), 8.16 (m, 1H, H_{arom}), 8.84 (s, 1H, NH), 8.98 (br s, 1H, NH); ¹³C-NMR (DMSO-d₆), δ (ppm), J (Hz): 30.1, 32.0, 95.1, 100.6, 108.6 (d, J_{FC}=22.6), 116.6, 124.4, 125.2 (d, J_{FC}=10.8), 127.3, 129.3, 136.9, 138.4, 147.7 (d, J_{FC}=10.4), 151.1, 152.1 (d, J_{FC}=246), 153.2, 153.9, 158.8, 160.8, 170.3;
- 15 ¹⁹F-NMR (DMSO-d₆), δ (ppm): -124.7; LC-MS (*m/z*): 506.1 (M+H, 100), *rt*=2.73 min.

(X) Reduction of Nitro Group of Coupled Intermediates (According to Scheme 9)

20

Synthesis 155

1-(4-(2,3-Diaminopyridin-4-yloxy)-2-(methylthio)phenyl)-3-(4-chloro-3-(trifluoromethyl)phenyl)urea



- 25 Method C4. A suspension of iron powder (4 equivalents, 78 mg, 1.4 mmol) and ammonium chloride (5.8 equivalents, 109 mg, 2 mmol) in ethanol (400 μL) and water (438 μL) was heated to reflux. The 1-(4-(2-amino-3-nitropyridin-4-yloxy)-2-(methylthio)phenyl)-3-(4-chloro-3-(trifluoromethyl)phenyl)urea compound (180 mg, 0.35 mmol) was added in portions and the mixture stirred at reflux for 24 hours. After cooling at RT, the slurry mixture was filtered and washed with ethanol. After removed the solvent,

- 186 -

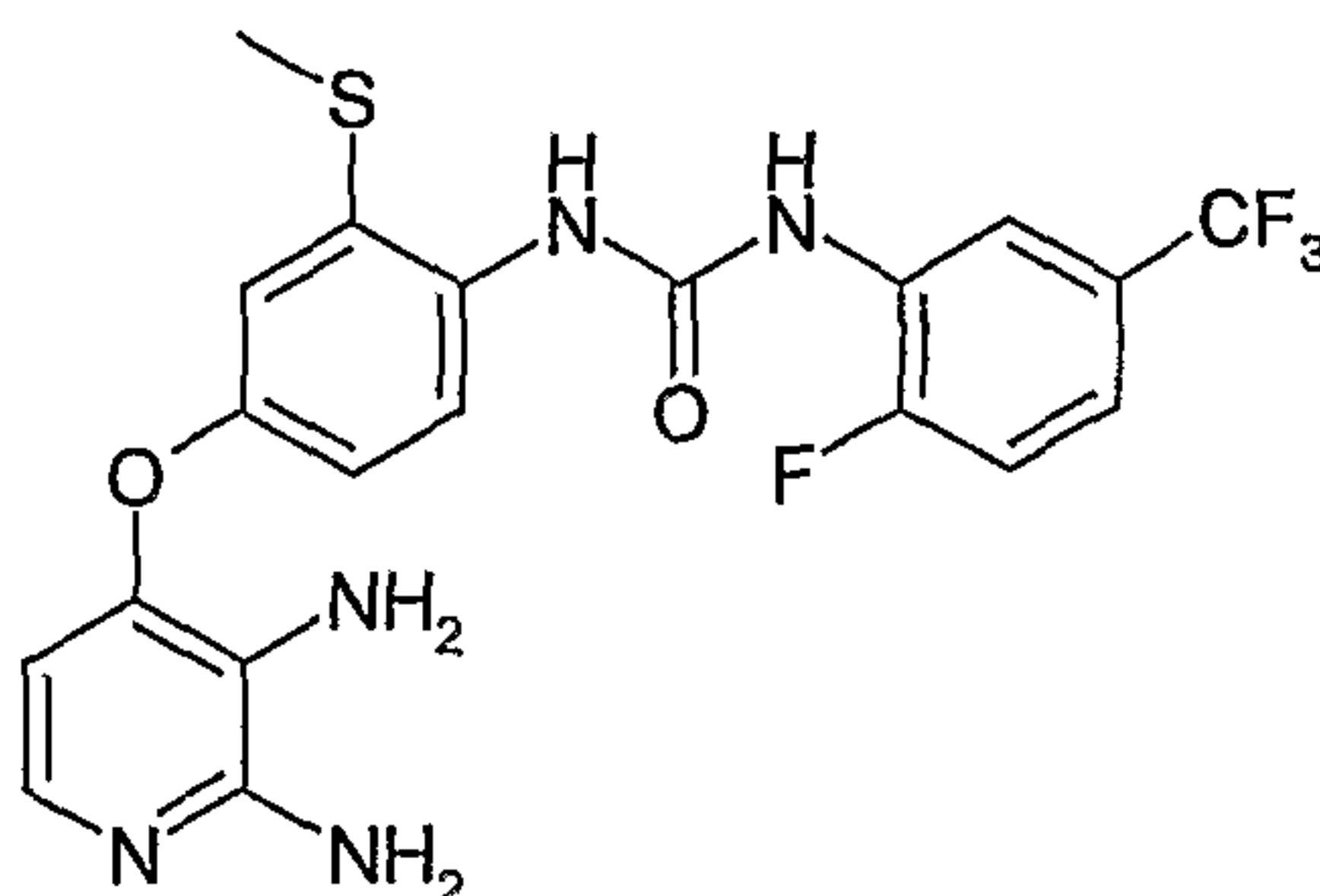
the crude powder is dissolved into EtOAc, filtered to removed the precipitate, and evaporated to provide the title compound (100 mg, 59%) as a sticky dark oil.

¹H-NMR (DMSO-d₆), δ (ppm), J (Hz): 2.41 (s, 3H, CH₃), 5.61 (s, 2H, NH_{2,Py}), 6.06 (d, 1H, H_{Py}, J=5.6 Hz), 6.79 (d, 1H, H_{arom}, J=8.7 Hz), 7.01 (s, 1H, H_{arom}), 7.26 (d, 1H, H_{Py}, J=5.6 Hz), 7.58-7.69 (m, 4H, H_{arom}), 8.12 (s, 2H, NH_{2,Py}), 8.27 (s, 1H, NH_{urea1}), 10.02 (s, 1H, NH_{urea3}). ¹³C-NMR (DMSO-d₆), δ (ppm), J (Hz): 15.6, 103.8, 115.6, 116.3, 117.6, 119.9, 122.5, 122.6, 124.9, 131.7, 131.9, 132.4, 134.7, 139.5, 139.6, 144.1, 147.0, 149.9, 152.3, 152.8. LC-MS (*m/z*): 484 (M+H, 100), *rt*=5.81min.

10

Synthesis 156

1-(4-(2,3-diaminopyridin-4-yloxy)-2-(methylthio)phenyl)-3-(2-fluoro-5-(trifluoromethyl)phenyl)urea



15 Using Method C4 with 1-(4-(2-amino-3-nitropyridin-4-yloxy)-2-(methylthio)phenyl)-3-(2-fluoro-5-(trifluoromethyl)phenyl)urea (664 mg, 1.3 mmol), the title compound (120 mg, 19%) was obtained as a dark powder after purification by chromatography on silica gel (EtOAc, then EtOAc-MeOH: 95-5)(*R_f* 0.33, EtOAc-MeOH, 95:5).

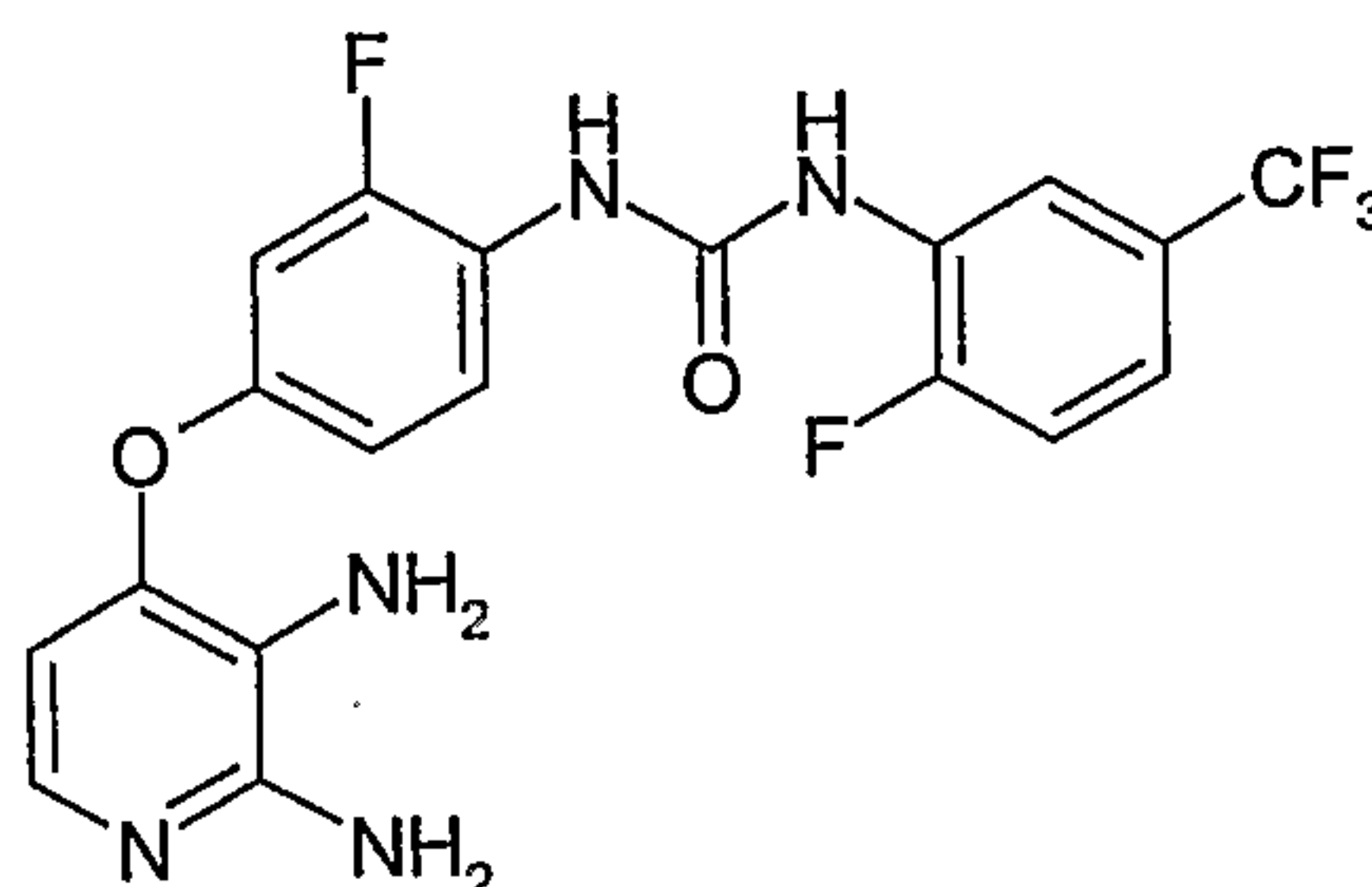
20 ¹H-NMR (DMSO-d₆), δ (ppm), J (Hz): 2.43 (s, 3H, CH₃), 4.45 (s, 2H, NH_{2,Py}), 5.57 (s, 2H, NH_{2,Py}), 6.07 (d, 1H, H_{Py}, J=5.6 Hz), 6.79 (dd, 1H, H_{arom}, J=8.7 Hz, J= 2.7 Hz), 7.01 (d, 1H, H_{arom}, J= 2.7 Hz), 7.27 (d, 1H, H_{Py}, J=5.6 Hz), 7.37 (m, 1H, H_{arom}), 7.49 (m, 1H, H_{arom}), 7.67 (d, 1H, H_{arom}, J= 8.8 Hz), 8.57 (s, 1H, NH_{urea1}), 8.62 (dd, 1H, H_{arom}, J=7.3 Hz, J= 2.0 Hz), 9.43 (s, 1H, NH_{urea3}). ¹³C-NMR (DMSO-d₆), δ (ppm), J (Hz): 15.4, 103.8, 115.4, 115.9, 116.0, 116.6, 117.3, 119.0, 119.8, 124.9, 128.6, 128.7, 131.3, 131.9, 135.5, 146.8, 150.2, 152.4, 152.5, 154.3. LC-MS (*m/z*): 468 (M+H, 100), *rt*=3.48min.

25

- 187 -

Synthesis 157

1-(4-(2,3-diaminopyridin-4-yloxy)-2-fluorophenyl)-3-(2-fluoro-5-(trifluoromethyl)phenyl)urea

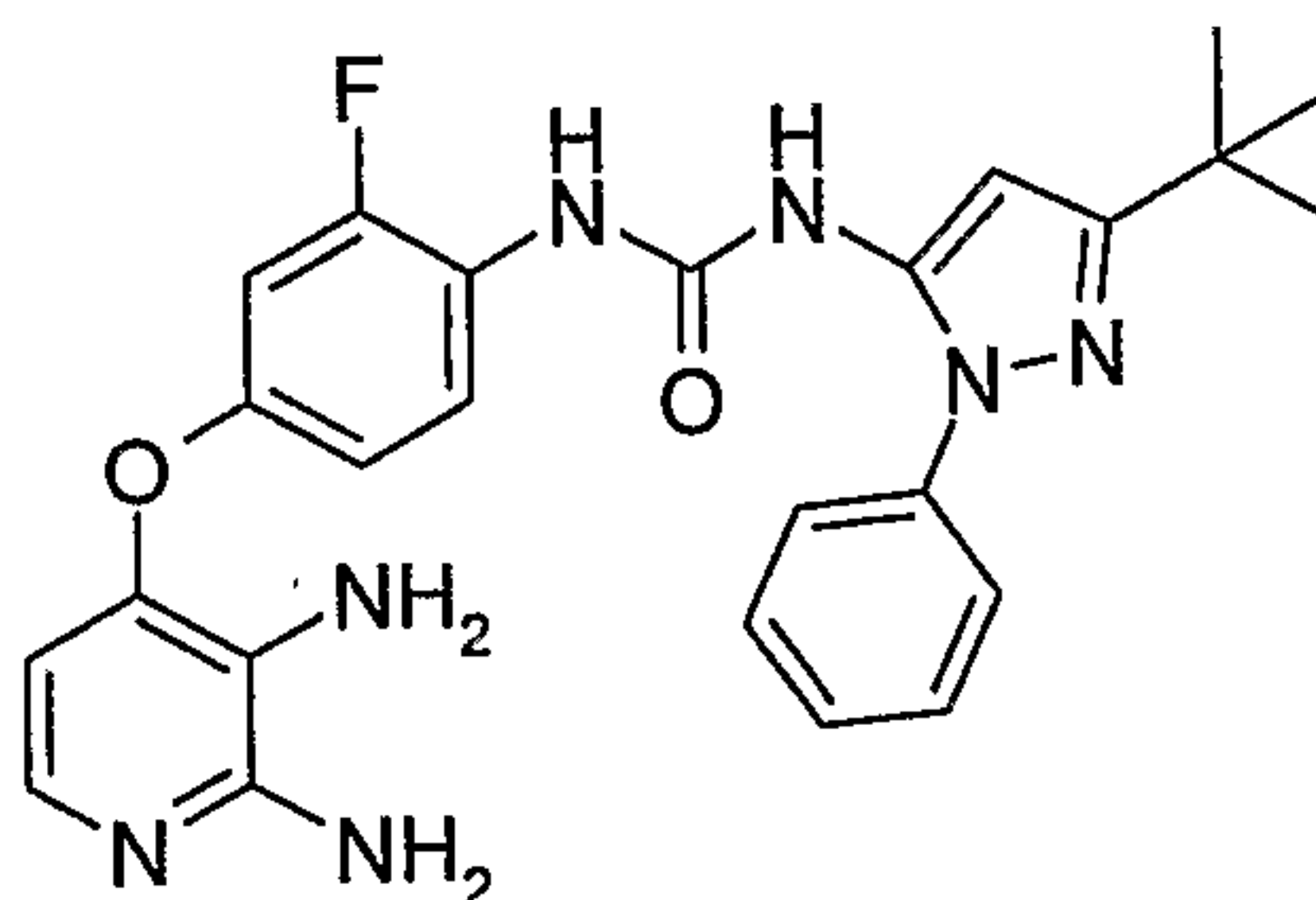


5 Method C2 was used with 1-(4-(2-amino-3-nitropyridin-4-yloxy)-2-fluorophenyl)-3-(2-fluoro-5-(trifluoromethyl)phenyl)urea (500 mg, 1.08 mmol) to yield the title compound (450 mg, 95%) as a yellow solid.

10 ¹H-NMR (DMSO-d₆), δ (ppm), J (Hz): 5.38 (bs, 2H), 6.05 (d, 1H, J=5.9 Hz), 6.75-6.86 (m, 2H), 7.21-7.33 (m, 4H) 8.07 (dd, 1H, J=18.0, 9.7 Hz), 8.94 (bs, 1H), 9.15 (bs, 1H).
LC-MS (m/z): 440 (M+H, 100).

Synthesis 158

15 1-(3-*tert*-butyl-1-phenyl-1*H*-pyrazol-5-yl)-3-(4-(2,3-diaminopyridin-4-yloxy)-2-fluorophenyl)urea



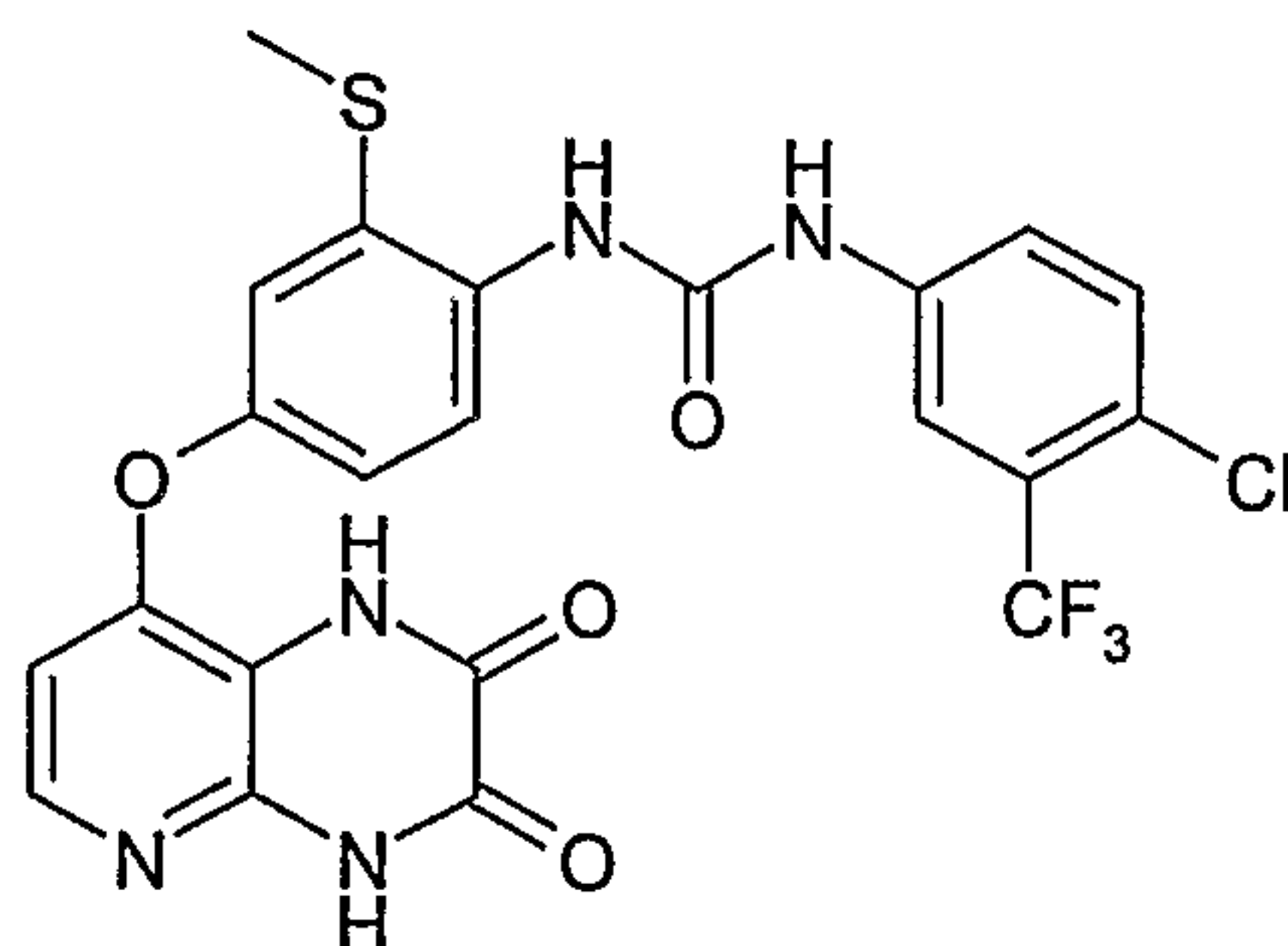
Method C2 was used with 1-(4-(2-amino-3-nitropyridin-4-yloxy)-2-fluorophenyl)-3-(3-*tert*-butyl-1-phenyl-1*H*-pyrazol-5-yl)urea (810 mg, 1.60 mmol) to give the title compound as a light pink solid (750 mg, 99% yield).

20 ¹H-NMR (DMSO-d₆), δ (ppm), J (Hz): 1.28 (s, 9H, *tert*- Bu), 4.45 (br s, 2H, NH₂), 5.58 (br s, 2H, NH₂), 6.06 (d, 1H, J=5.6, H_{Py}), 6.38 (s, 1H, H_{Pyz}), 6.78 (m, 1H, H_{arom}), 6.92 (m, 1H, H_{arom}), 7.26 (d, 1H, J=5.6, H_{Py}), 7.41 (m, 1H, H_{arom}), 7.52 (m, 4H, H_{arom}), 7.98 (m, 1H, H_{arom}), 8.74 (s, 1H, NH), 8.82 (br s, 1H, NH); LC-MS (2.19 min): m/z 476.2 (M+H, 100).

25

(XI) Cyclisation of Coupled IntermediatesSynthesis 159

5 1-(4-chloro-3-(trifluoromethyl)phenyl)-3-(4-(2,3-dioxo-1,2,3,4-tetrahydropyrido [2,3-b]pyrazin-8-yloxy)-2-(methylthio)phenyl)urea (AA-051)



Method D3 was used with 1-(4-(2,3-diaminopyridin-4-yloxy)-2-(methylthio)phenyl)-3-(4-chloro-3-(trifluoromethyl)phenyl)urea (65mg, 0.1mmol) to provide the title compound (9mg, 12%) as a pale white powder.

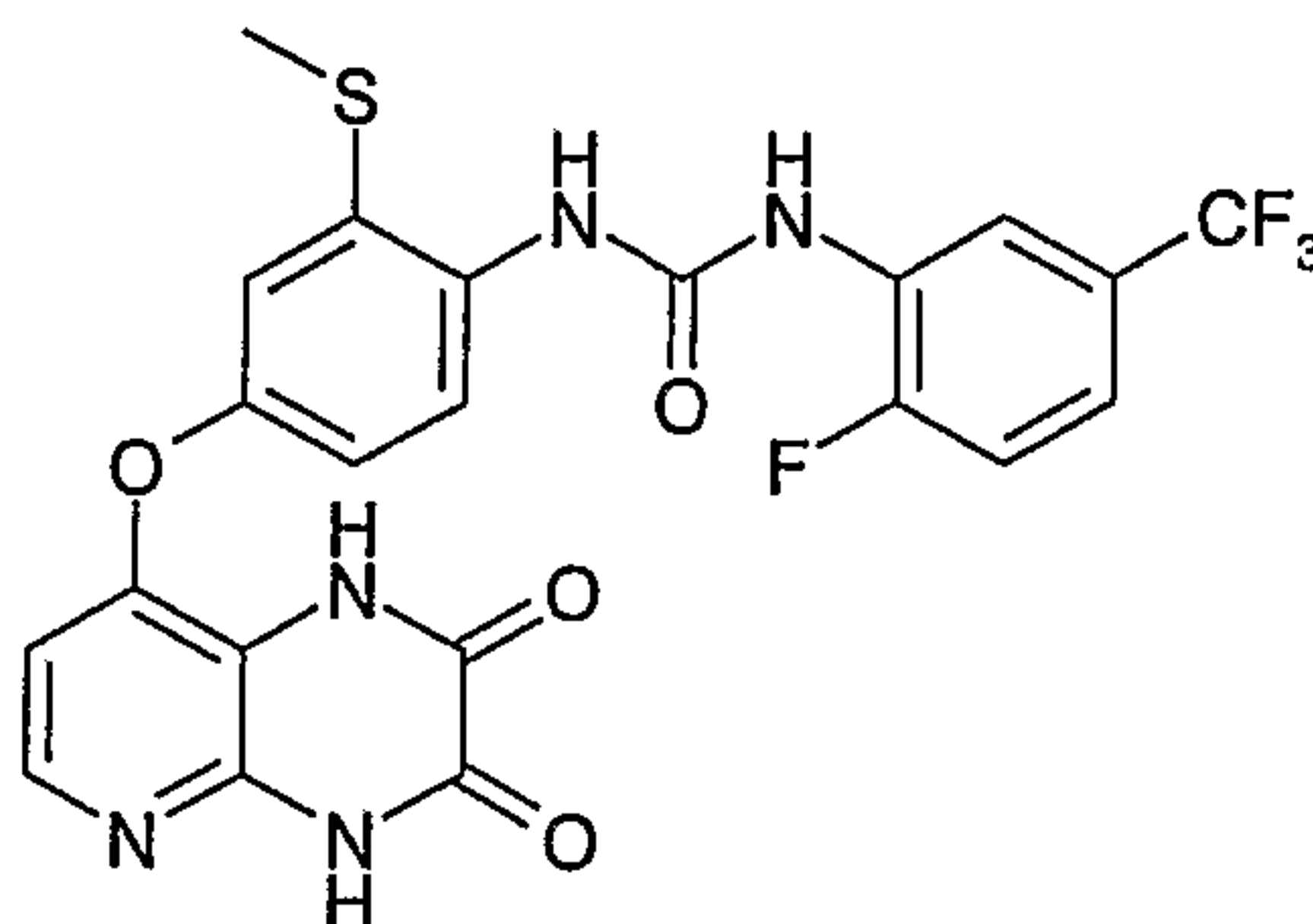
10

¹H-NMR (DMSO-d₆), δ (ppm), J (Hz): 2.46 (s, 3H, CH₃); 6.55 (d, 1H, H_{Py}, J=5.5 Hz), 7.03 (dd, 1H, H_{arom}, J=8.7 Hz, J=2.5 Hz), 7.21 (d, 1H, H_{arom}, J=2.6 Hz), 7.62 (m, 2H, H_{arom}), 7.83 (d, 1H, H_{arom}, J=8.7 Hz), 7.95 (d, 1H, H_{Py}, J=5.0 Hz), 8.11 (m, 1H, H_{arom}), 8.22 (s, 1H, NH or CH), 9.81 (s, 1H, NH or CH), 11.89 (s, 1H, NH or CH), 12.38 (s, 1H, NH). ¹³C-NMR (DMSO-d₆), δ (ppm), J (Hz): 15.7, 106.2, 112.2, 116.5, 117.7, 119.6, 122.2, 122.7, 122.8, 124.1, 129.6, 131.6, 131.9, 133.4, 139.2, 140.4, 143.1, 150.1, 150.4, 152.4, 15.5, 155.8. LC-MS (m/z): 538 (M+H, 100), rt=4.98min.

15

Synthesis 160

20 1-(4-(2,3-dioxo-1,2,3,4-tetrahydropyrido[2,3-b]pyrazin-8-yloxy)-2-(methylthio) phenyl)-3-(2-fluoro-5-(trifluoromethyl)phenyl)urea (AA-052)



Method D3 was used with 1-(4-(2,3-diaminopyridin-4-yloxy)-2-(methylthio)phenyl)-3-(2-fluoro-5-(trifluoromethyl)phenyl)urea (87mg, 0.18mmol) to afford the title compound (34mg, 35%) was obtained as a powder.

25

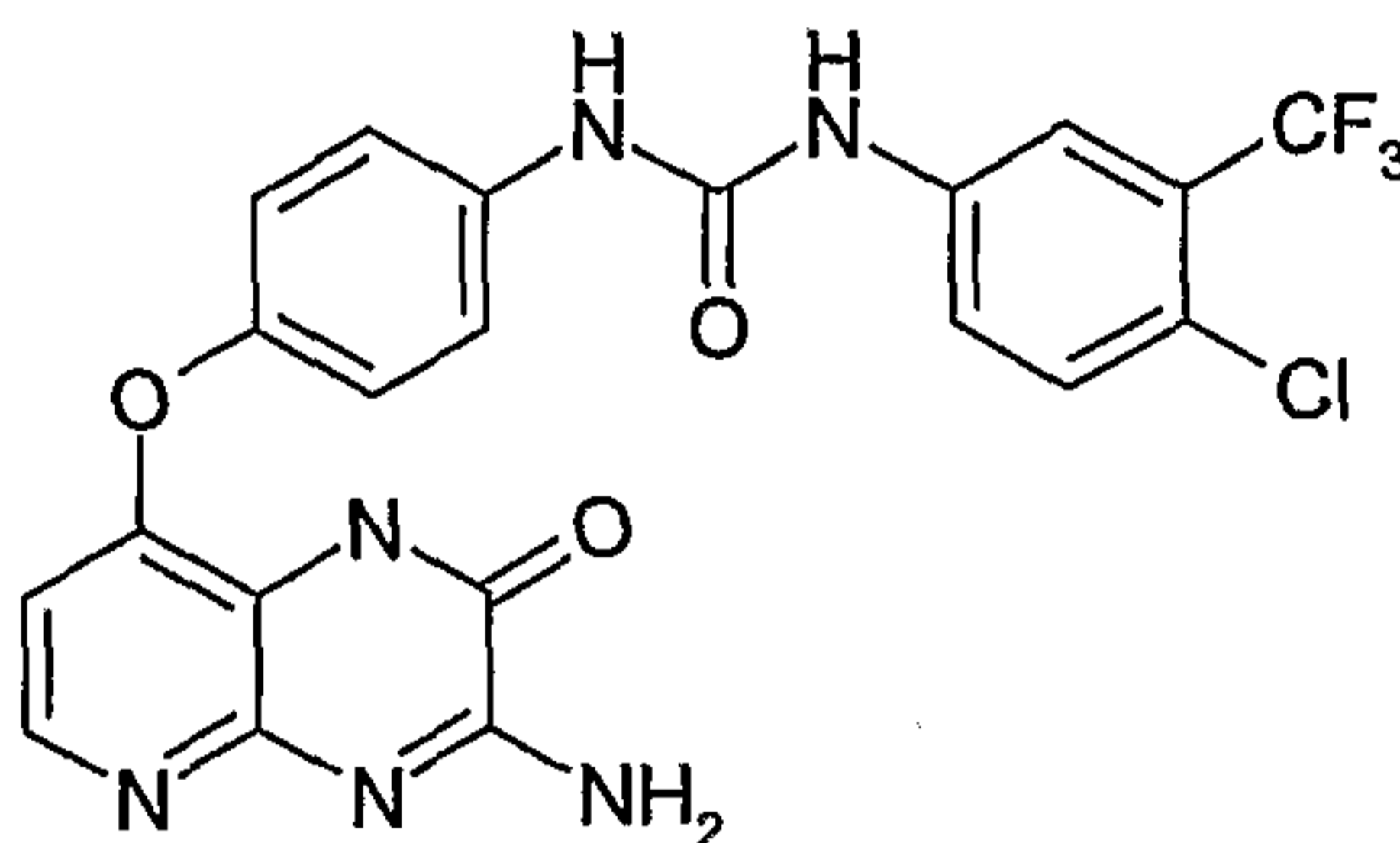
¹H-NMR (DMSO-d₆), δ (ppm), J (Hz): 2.47 (s, 3H, CH₃), 6.56 (d, 1H, H_{Py}, J=5.6 Hz), 7.02 (dd, 1H, H_{arom}, J=8.7 Hz, J=1.7 Hz), 7.19 (d, 1H, H_{arom}, J=1.7 Hz), 7.39 (m, 1H, H_{arom}),

- 189 -

7.50 (m, 1H, H_{arom}), 7.82 (d, 1H, H_{arom} , $J=8.7$ Hz), 7.95 (dd, 1H, H_{arom} , $J=5.6$ Hz, $J=0.9$ Hz), 8.63 (d, 1H, H_{py} , $J=6.7$ Hz), 8.67 (s, 1H, NH), 9.52 (s, 1H, NH), 11.90 (s, 1H, NH), 12.39 (s, 1H, NH). $^{13}\text{C-NMR}$ (DMSO- d_6), δ (ppm), J (Hz): 15.5, 106.2, 112.2, 115.9, 116.1, 116.7, 117.4, 119.2, 122.7, 124.6, 125.1, 128.6, 128.7, 131.9, 133.0, 140.4, 143.1, 150.3, 150.4, 152.4, 154.6, 155.8. LC-MS (m/z): 522 (M+H, 100), $rt=4.82$ min.

Synthesis 161

1-(4-(2-amino-3-oxo-3,4-dihydropyrido[2,3-b]pyrazin-8-yloxy)phenyl)-3-(4-chloro-3-(trifluoromethyl)phenyl) urea (AA-021)



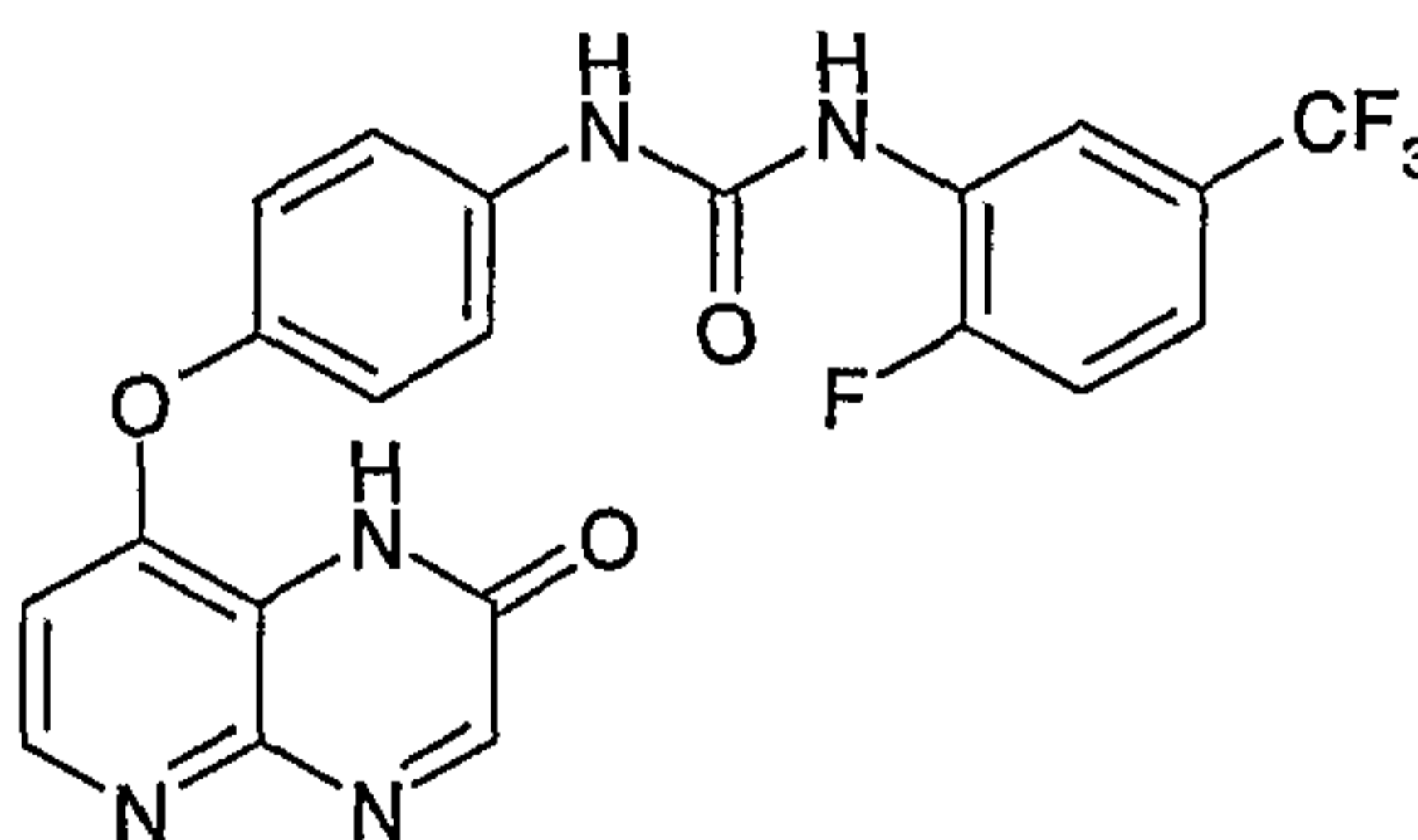
10

Method D4 was used with 1-(4-chloro-3-(trifluoromethyl)phenyl)-3-(4-(2,3-diaminopyridin-4-yloxy)phenyl)urea (50 mg, 0.12 mmol) to afford the title compound (10 mg, 17% yield) as a white solid.

15 $^1\text{H-NMR}$ (CD_3OD), δ (ppm), J (Hz): 8.03 (m, 2H), 8.68-8.73 (m, 4H), 8.94 (dd, 1H, $J=8.8$, 2.6 Hz), 9.58 (m, 2H), 10.86 (bs, 1H), 11.84 (bs, 1H). LC-MS (m/z): 491.0 (M+H, 100).

Synthesis 162

1-(2-fluoro-5-(trifluoromethyl)phenyl)-3-(4-(2-oxo-1,2-dihydropyrido[2,3-b]pyrazin-8-yloxy)phenyl)urea (AA-043)



20

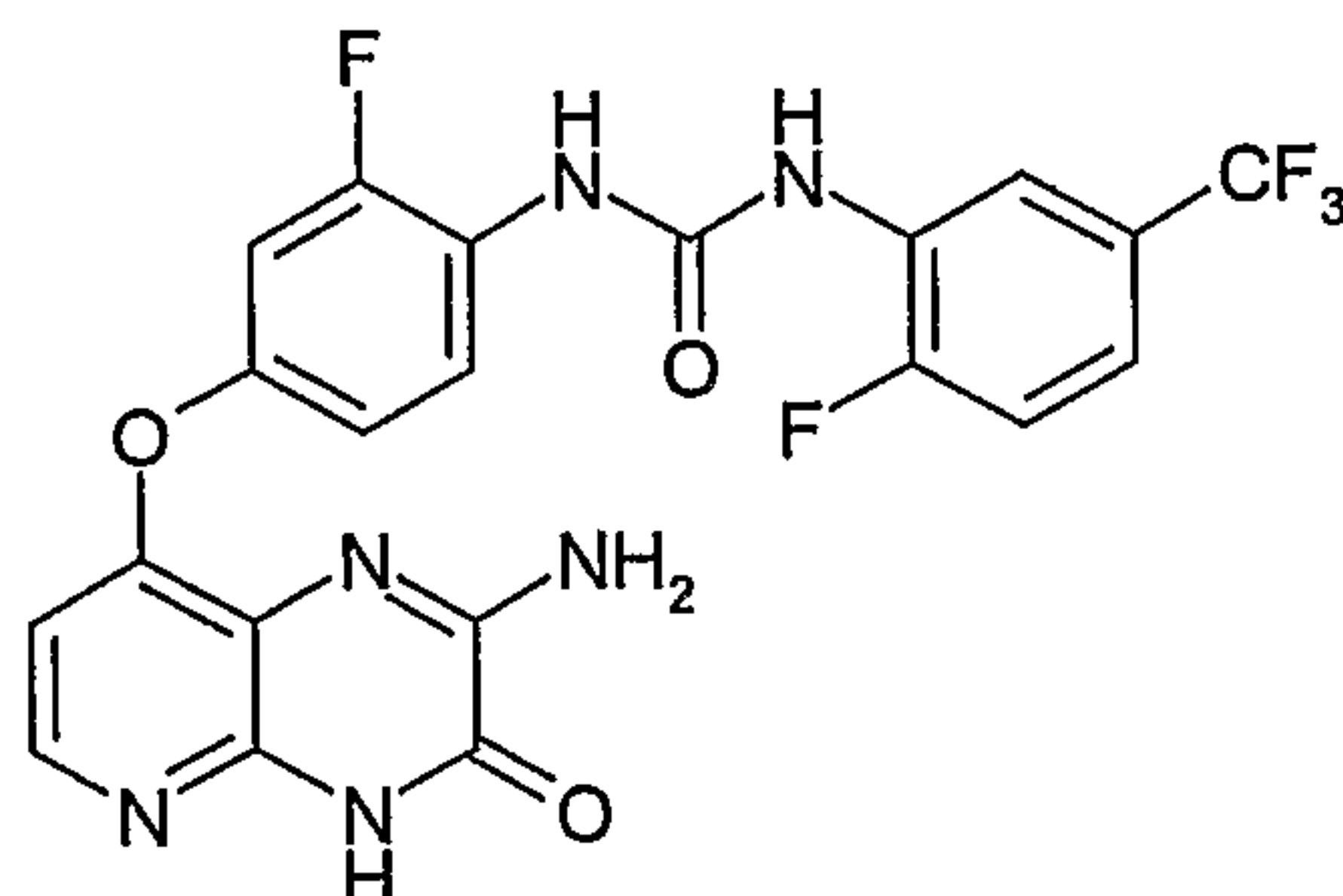
Method D1 was used with 1-(4-(2,3-diaminopyridin-4-yloxy)-2-fluorophenyl)-3-(2-fluoro-5-(trifluoromethyl)phenyl)urea to afford the title compound (yield 32%).

25 $^1\text{H-NMR}$ (DMSO- d_6), δ (ppm), J (Hz): 6.70 (d, 1H, $J=5.4$ Hz), 7.23 (d, 2H, $J=9.6$ Hz), 7.39 (m, 1H), 7.50 (m, 1H), 7.60 (d, 2H, $J=9.6$ Hz), 8.34 (d, 1H, $J=5.4$), 8.41 (s, 1H), 8.61 (dd, 1H, $J=7.4$, 1.6 Hz), 12.52 (bs, 1H). LC-MS (m/z): 492 (M+H, 100).

- 190 -

Synthesis 163

1-(4-(2-amino-3-oxo-3,4-dihydropyrido[2,3-b]pyrazin-8-yloxy)-2-fluorophenyl)-3-(2-fluoro-5-(trifluoromethyl)phenyl)urea (AA-044)

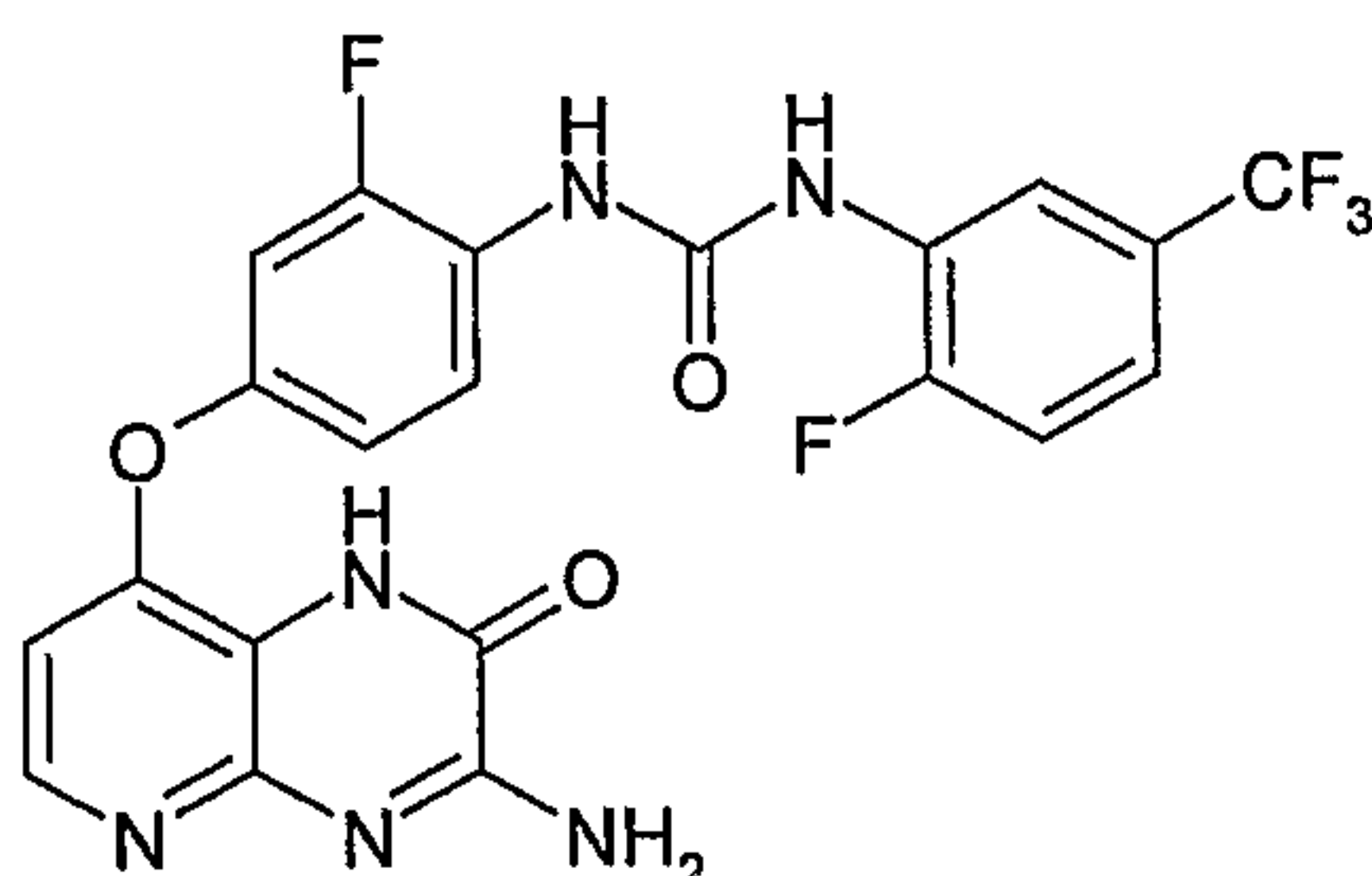


5 Method D4 was used with 1-(4-(2,3-diaminopyridin-4-yloxy)-2-fluorophenyl)-3-(2-fluoro-5-(trifluoromethyl)phenyl)urea to yield 40 mg (25%) of the title compound as a white solid.

¹H-NMR (DMSO), δ (ppm), J (Hz): 6.57 (d, 1H, 2H, J=5.6 Hz), 7.01 (dd, 1H, J=11.7, 2.8 Hz), 7.48-7.52 (m, 2H), 8.10 (d, 1H, J=5.6 Hz), 8.15 (d, 1H, 8.4 Hz), 8.60 (dd, 1H, J=8.4, 2.8 Hz), 9.34 (bs, 1H), 9.5(bs, 1H). LC-MS (*m/z*): 493 (M+H, 100).

Synthesis 164

1-(4-(3-amino-2-oxo-1,2-dihydropyrido[2,3-b]pyrazin-8-yloxy)-2-fluorophenyl)-3-(2-fluoro-5-(trifluoromethyl)phenyl)urea (AA-022)



15 Method D4 was used with 1-(4-(2,3-diaminopyridin-4-yloxy)-2-fluorophenyl)-3-(2-fluoro-5-(trifluoromethyl)phenyl)urea to yield the title compound (yield 38%).

20 ¹H-NMR (DMSO-d₆), δ (ppm), J (Hz): 6.56 (d, 1H, J=5.4 Hz), 7.02 (dd, 1H, J= 9.2, 2.7 Hz), 7.24 (dd, 1H, J=11.3, 2.6 Hz), 7.47-7.52 (m, 2H), 8.10 (d, 1H, 5.4 Hz), 8.15 (m, 1H), 8.61 (dd, 1H, J= 7.3, 2.5 Hz), 9.35 (bs, 1H), 9.50 (bs, 1H). LC-MS (*m/z*): 493 (M+H, 100).

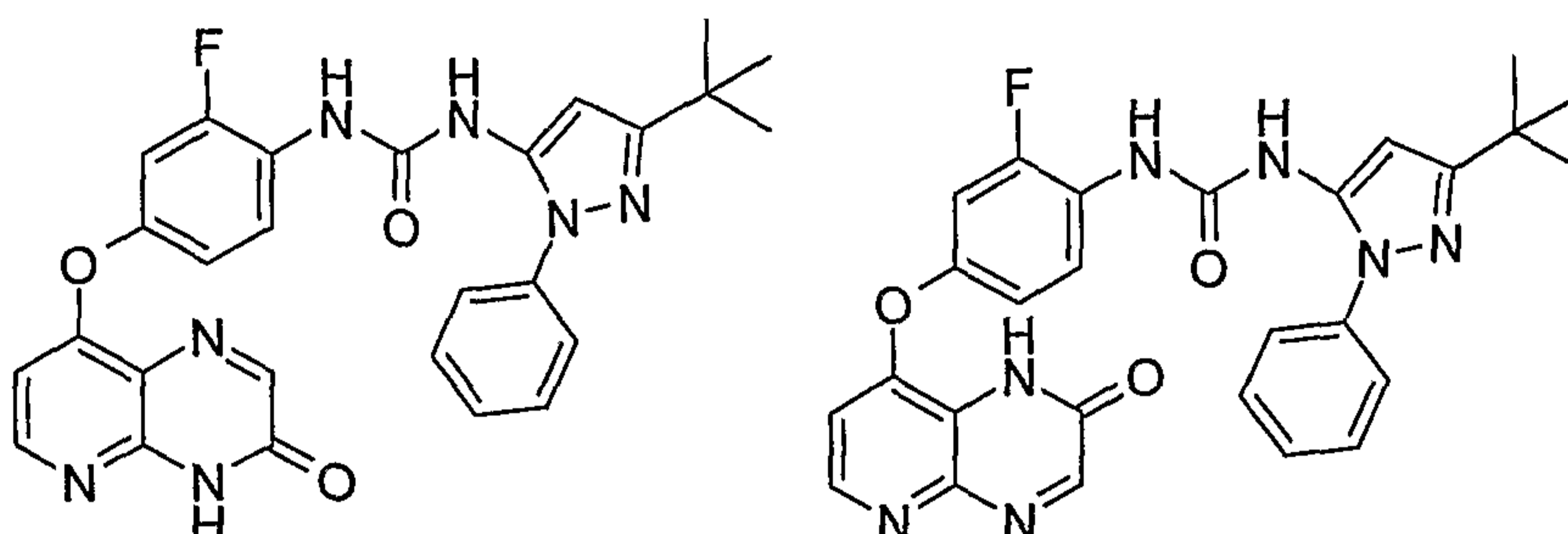
- 191 -

Synthesis 165

1-(3-*tert*-butyl-1-phenyl-1*H*-pyrazol-5-yl)-3-(2-fluoro-4-(3-oxo-3,4-dihydropyrido[3,2-*b*]pyrazin-8-yloxy)phenyl)urea

and

5 1-(3-*tert*-butyl-1-phenyl-1*H*-pyrazol-5-yl)-3-(2-fluoro-4-(2-oxo-1,2-dihydropyrido[3,2-*b*]pyrazin-8-yloxy)phenyl)urea (AA-019 and AA-089)



Method D1 was used with 1-(3-*tert*-butyl-1-phenyl-1*H*-pyrazol-5-yl)-3-(4-(2,3-diaminopyridin-4-yloxy)-2-fluorophenyl)urea (730 mg, 1.54 mmol) to give 1-(3-*tert*-butyl-1-phenyl-1*H*-pyrazol-5-yl)-3-(2-fluoro-4-(3-oxo-3,4-dihydropyrido[3,2-*b*]pyrazin-8-yloxy)phenyl)urea as the first fraction (412 mg, 52%) and 1-(3-*tert*-butyl-1-phenyl-1*H*-pyrazol-5-yl)-3-(2-fluoro-4-(2-oxo-1,2-dihydropyrido[3,2-*b*]pyrazin-8-yloxy)phenyl)urea as the second (300 mg, 38%).

15 1-(3-*tert*-butyl-1-phenyl-1*H*-pyrazol-5-yl)-3-(2-fluoro-4-(2-oxo-1,2-dihydropyrido[3,2-*b*]pyrazin-8-yloxy)phenyl)urea: ¹H-NMR (DMSO-*d*₆), δ (ppm), J (Hz): 1.30 (s, 9H, *tert*-Bu), 6.41 (s, 1H, *H*_{Pyrazole}), 6.92 (d, 1H, J=5.4, *H*_{Py}), 7.08 (m, 1H, *H*_{arom}), 7.31 (m, 1H, *H*_{arom}), 7.44 (m, 1H, *H*_{arom}), 7.55 (m, 4H, *H*_{arom}), 8.18 (m, 1H, *H*_{arom}), 8.37 (d, 1H, J=5.4, *H*_{Py}), 8.43 (s, 1H, *H*_{arom}), 8.85 (s, 1H, NH), 9.01 (br s, 1H, NH); ¹³C-NMR (DMSO-*d*₆), δ (ppm), J (Hz): 30.2, 32.0, 95.1, 99.5, 108.6 (d, *J*_{FC}=22.5), 116.5, 121.7, 124.4, 124.9 (d, *J*_{FC}=10.8), 127.4, 129.3, 135.1, 136.9, 138.4, 139.5, 145.3 (br), 148.4 (d, *J*_{FC}=10.4), 149.7, 151.4, 152.2 (d, *J*_{FC}=248), 160.8; ¹⁹F-NMR (DMSO-*d*₆), δ (ppm): -124.7; LC-MS (*m/z*): 514.1(M+H, 100), rt=2.54 min; HRMS (3.10 min): *m/z* calcd. for C₂₇H₂₅FN₇O₃ (M+H, 100)⁺: 514.19974; found: 514.19856.

25

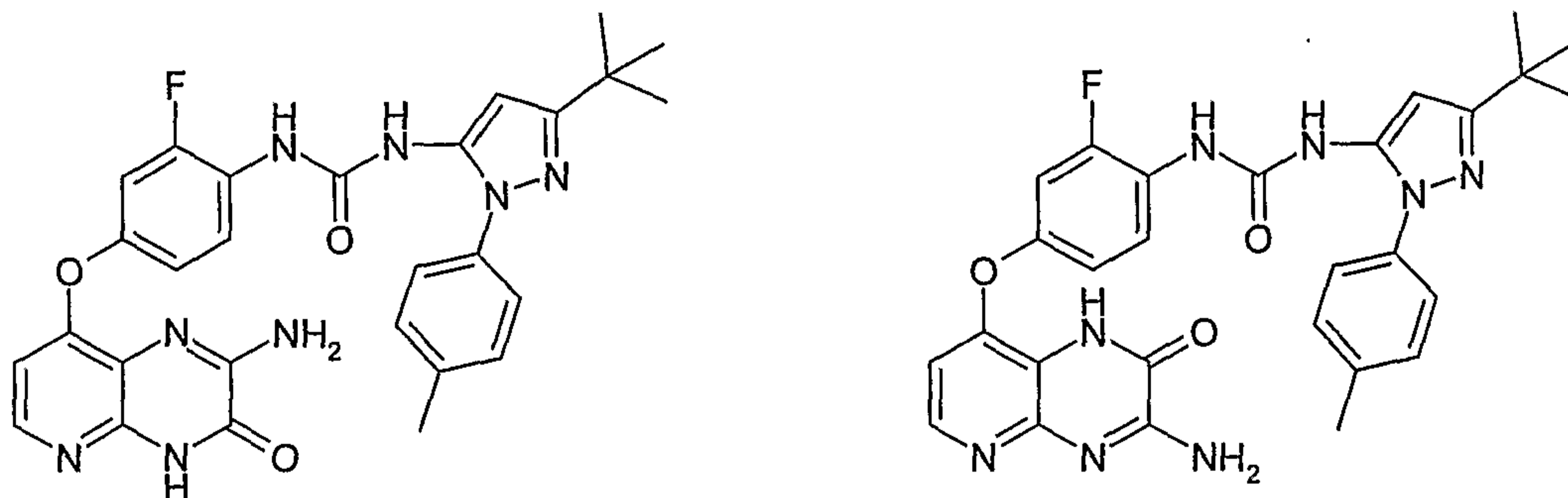
- 192 -

Synthesis 166

1-(4-(2-amino-3-oxo-3,4-dihydropyrido[2,3-b]pyrazin-8-yloxy)-2-fluorophenyl)-3-(3-*tert*-butyl-1-*p*-tolyl-1H-pyrazol-5-yl)urea (AA-057)

and

5 1-(3-*tert*-butyl-1-*p*-tolyl-1H-pyrazol-5-yl)-3-(2-fluoro-4-(2-oxo-1,2-dihydropyrido[3,2-b]pyrazin-8-yloxy)phenyl)urea (AA-085)



Method D4 was used with 1-(3-*tert*-butyl-1-*p*-tolyl-1H-pyrazol-5-yl)-3-(4-(2,3-diaminopyridin-4-yloxy)-2-fluorophenyl)urea (250 mg, 0.51 mmol) to afford after chromatography 1-(4-(2-amino-3-oxo-3,4-dihydropyrido[2,3-b]pyrazin-8-yloxy)-2-fluorophenyl)-3-(3-*tert*-butyl-1-*p*-tolyl-1H-pyrazol-5-yl)urea (AA-057) (25 mg, 9% yield) and 1H-pyrazol-5-yl)-3-(2-fluoro-4-(2-oxo-1,2-dihydropyrido[3,2-b]pyrazin-8-yloxy)phenyl)urea (AA-085) (15 mg, 6% yield).

15 1-(4-(2-amino-3-oxo-3,4-dihydropyrido[2,3-b]pyrazin-8-yloxy)-2-fluorophenyl)-3-(3-*tert*-butyl-1-*p*-tolyl-1H-pyrazol-5-yl)urea (AA-057): ¹H-NMR (CD₃OD), δ (ppm), J(Hz): 1.36 (s, 9H), 6.46 (s, 1H), 6.65 (d, 1H, J=5.7 Hz), 6.97 (d, 1H, J=9.0 Hz), 7.04 (dd, 1H, J=9.0, 2.6 Hz), 7.41 (AB system, 4H) 8.05 (d, 1H, J=5.7 Hz), 8.11 (t, 1H, J=9.0 Hz), 8.79 (bs, 1H), 9.00 (bs, 1H), 11.24 (bs, 1H), 12.26 (bs, 1H). LC-MS (*m/z*): 544(M+H, 100).

20 1-(3-*tert*-butyl-1-*p*-tolyl-1H-pyrazol-5-yl)-3-(2-fluoro-4-(2-oxo-1,2-dihydropyrido[3,2-b]pyrazin-8-yloxy)phenyl)urea (AA-085): ¹H-NMR (DMSO-*d*₆), δ (ppm), J (Hz): 1.31-1.28 (m, 9H), 3.33 (s, 3H), 6.43 (s, 1H), 6.66 (d, 1H, J = 5.6 Hz), 7.05 (dd, 1H, J = 8.1, 2.0 Hz), 7.31 (dd, 1H, J = 11.8, 2.0 Hz), 7.45 (d, 1H, J = 8.3 Hz), 7.85 (dd, 1H, J = 8.0, 3.3 Hz), 8.15 (t, 1H, J = 9.2 Hz), 8.18 (s, 1H), 8.38 (d, 1H, J = 6.0 Hz), 8.62 (d, 1H, J = 3.3 Hz), 8.90 (s, 1H), 8.98 (s, 1H), 12.93 (bs, 1H). LC-MS: 544 (M+H, 100). HRMS: *m/z* calcd. for C₂₇H₂₅FN₈O (M+H, 100): 543.2263; found: 543.2262.

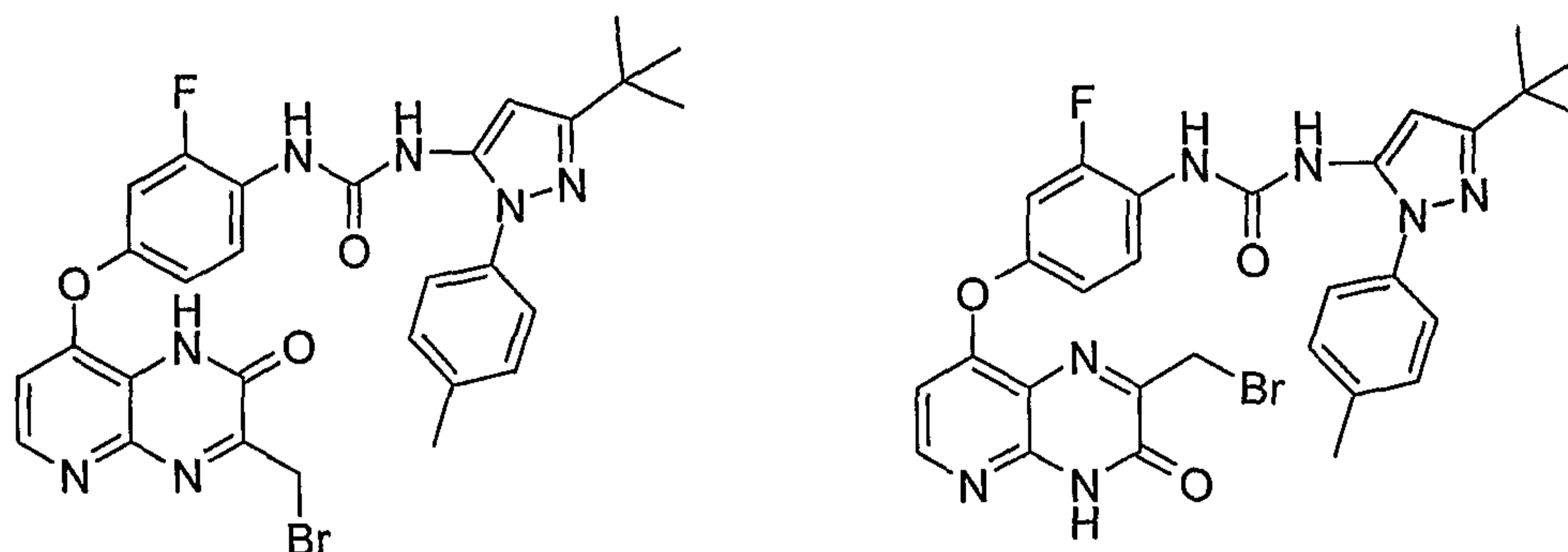
- 193 -

Synthesis 167

1-(4-(3-(bromomethyl)-2-oxo-1,2-dihydropyrido[2,3-b]pyrazin-8-yloxy)-2-fluorophenyl)-3-(3-*tert*-butyl-1-*p*-tolyl-1H-pyrazol-5-yl)urea (AA-058)

and

5 1-(4-(2-(bromomethyl)-3-oxo-1,2,3,4-tetrahydropyrido[2,3-b]pyrazin-8-yloxy)-2-fluorophenyl)-3-(3-*tert*-butyl-1-*p*-tolyl-1H-pyrazol-5-yl)urea (AA-059)



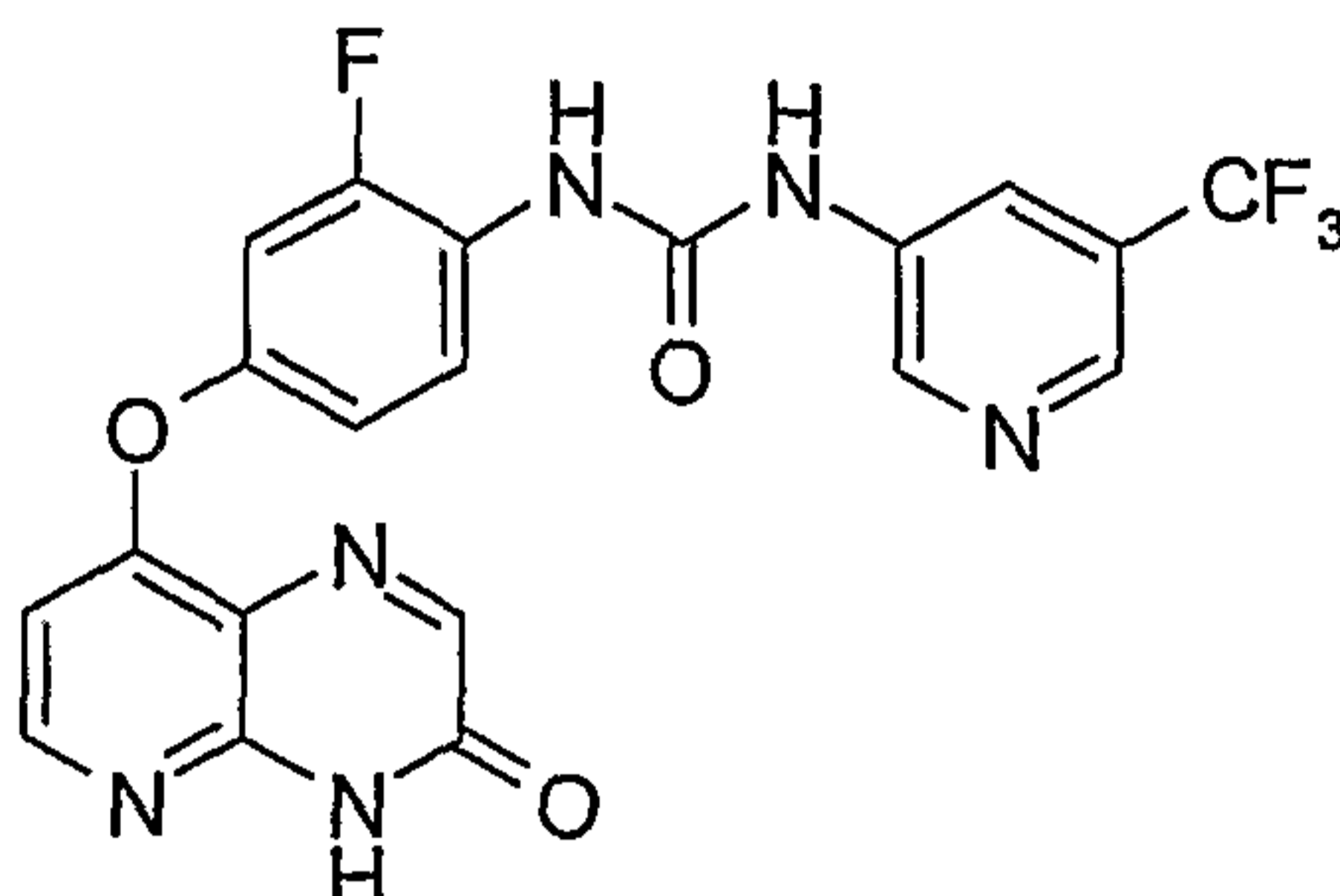
Method D8: To a solution of 1-(3-*tert*-butyl-1-*p*-tolyl-1H-pyrazol-5-yl)-3-(4-(2,3-diaminopyridin-4-yloxy)-2-fluorophenyl)urea (300g, 0.61 mol) in dry ethanol (5 ml) ethyl 3-bromo-2-oxopropanoate (390mg, 2 mmol) was added in one go. The resulting suspension was refluxed for 4 days. The solvent was then evaporated and chromatographed on a Biotage apparatus to afford 24 mg (6% yield) of 1-(4-(3-(bromomethyl)-2-oxo-1,2-dihydropyrido[2,3-b]pyrazin-8-yloxy)-2-fluorophenyl)-3-(3-*tert*-butyl-1-*p*-tolyl-1H-pyrazol-5-yl)urea and 13 mg (4% yield) of 1-(4-(2-(bromomethyl)-3-oxo-1,2,3,4-tetrahydropyrido[2,3-b]pyrazin-8-yloxy)-2-fluorophenyl)-3-(3-*tert*-butyl-1-*p*-tolyl-1H-pyrazol-5-yl)urea.

1-(4-(3-(bromomethyl)-2-oxo-1,2-dihydropyrido[2,3-b]pyrazin-8-yloxy)-2-fluorophenyl)-3-(3-*tert*-butyl-1-*p*-tolyl-1H-pyrazol-5-yl)urea (AA-058): $^1\text{H-NMR}$ (CD_3OD), δ (ppm), J(Hz): 1.34 (s, 9H), 2.42 (s, 3H), 4.63 (s, 2H), 6.46 (s, 1H), 6.66 (d, 1H, J=5.6 Hz), 7.05 (1H, dd, J=9.0, 2.5 Hz), 7.13 (1H, dd, J=9.0, 2.5 Hz), 7.37-7.35 (AB, 4H), 8.16 (t, 1H, J=9.0), 8.34 (d, 1H, J=5.6 Hz); LC-MS (m/z): 622-620 (M+H, 100).

1-(4-(2-(bromomethyl)-3-oxo-1,2,3,4-tetrahydropyrido[2,3-b]pyrazin-8-yloxy)-2-fluorophenyl)-3-(3-*tert*-butyl-1-*p*-tolyl-1H-pyrazol-5-yl)urea (AA-059): $^1\text{H-NMR}$ ($\text{DMSO-}d_6$), δ (ppm), J(Hz): 1.27 (s, 9H), 2.08 (s, 3H), 2.39 (s, 2H), 6.92-6.90 (m, 2H), 7.12 (m, 1H), 7.13 (m, 1H), 7.38-7.35 (4H, AB), 7.92 (1H, d, J=5.7 Hz), 8.09 (1H, dd, J=4.7, 5.0 Hz), 8.74 (1H, s), 8.92 (1H, bs); LC-MS (m/z): 622-620 (M+H, 100).

(XII) Synthesis of Ureas from activated Carbamates and Amino IntermediatesSynthesis 168

1-(2-fluoro-4-(3-oxo-3,4-dihydropyrido[2,3-*b*]pyrazin-8-yloxy)phenyl)-3-(5-(trifluoromethyl)pyridin-3-yl)urea (AA-069)

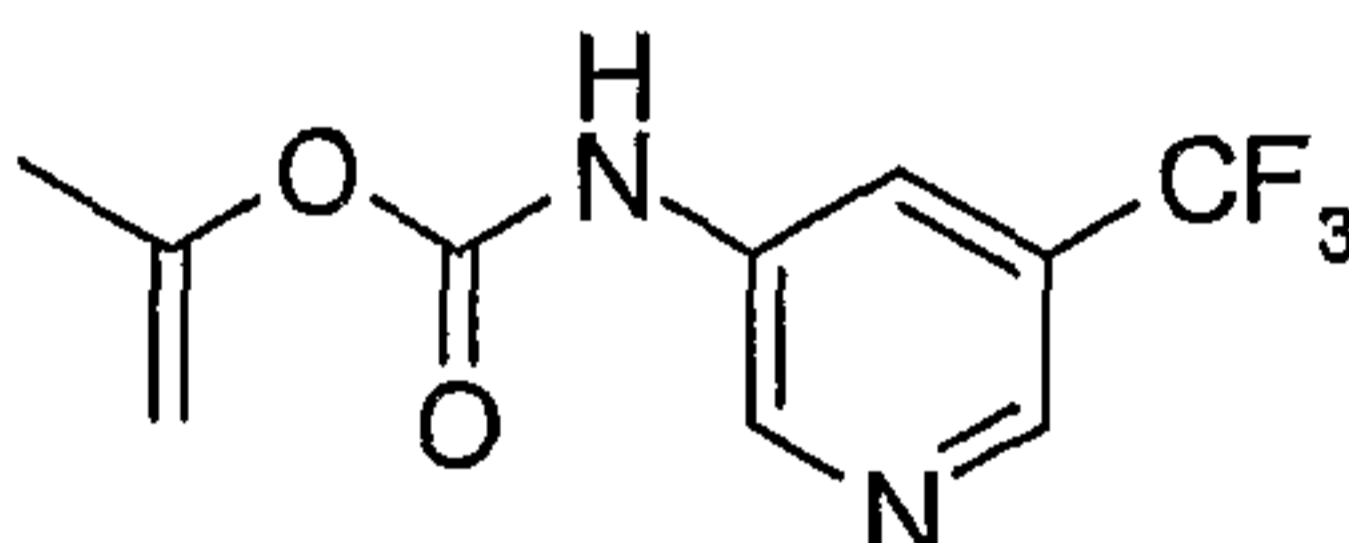


Method F5. w 8-(4-amino-3-fluorophenoxy)pyrido[2,3-*b*]pyrazin-3(4*H*)-one (26 mg, 96 μ mol) and prop-1-en-2-yl 5-(trifluoromethyl)pyridin-3-ylcarbamate (45.8 mg, 186 μ mol) were weighed into a 10 mL RBF, put under Ar and dry THF (3 mL) was added. To this mixture, *N*-methyl pyrrolidine (1 drop) was added and the mixture was heated to reflux for 48 h. The volatiles were evaporated and the resulting mixture was re-dissolved in MeOH (3 mL) and evaporated onto silica gel, which was loaded onto a silica gel column and purified with a 0-20% MeOH in EtOAc gradient. Yield: 5 mg (11%).

$^1\text{H-NMR}$ (DMSO- d_6), δ (ppm), *J* (Hz): 6.66 (d, *J*=5.6, 1H, H_{Py}), 7.08 (m, 1H, H_{arom}), 7.35 (m, 1H, H_{arom}), 8.13 (m, 1H, H_{arom}), 8.18 (s, 1H, H_{arom}), 8.38 (d, *J*=5.6, 1H, H_{Py}), 8.46 (s, 1H, H_{arom}), 8.59 (s, 1H, H_{arom}), 8.77 (s, 1H, H_{arom}), 8.96 (s, 1H, NH), 9.67 (s, 1H, NH), 12.95 (s, 1H, NH); $^{19}\text{F-NMR}$ (DMSO- d_6), δ (ppm): -60.6, -123.7; LC-MS (*m/z*): LC-MS: 461.1(M+H, 100), *rt*=2.44 min; HRMS (7.17 min): *m/z* calcd. for $\text{C}_{20}\text{H}_{13}\text{F}_4\text{N}_6\text{O}_3$ [M+H $^+$]: 461.09798; found: 461.09771.

Synthesis 169

prop-1-en-2-yl 5-(trifluoromethyl)pyridin-3-ylcarbamate



5-(trifluoromethyl)pyridin-3-amine (883 mg, 5.45 mmol) was suspended in dry THF (20 mL) and *N*-methyl pyrrolidine (680 μ L, 6.54 mmol) was added to give a brown suspension. The mixture was cooled to 0 $^{\circ}\text{C}$ and isopropenyl chloroformate (715 μ L, 6.54 mmol) was added dropwise over 15 min. The suspension was allowed to reach RT and was stirred for 4h. EtOAc (60 mL) and H_2O (10 mL) were added and the organic layer was isolated, washed with 50% brine (10 mL), dried (MgSO_4), filtered and evaporated to leave a brown oil, which solidified upon standing (1.05 g). The solid was taken up in

- 195 -

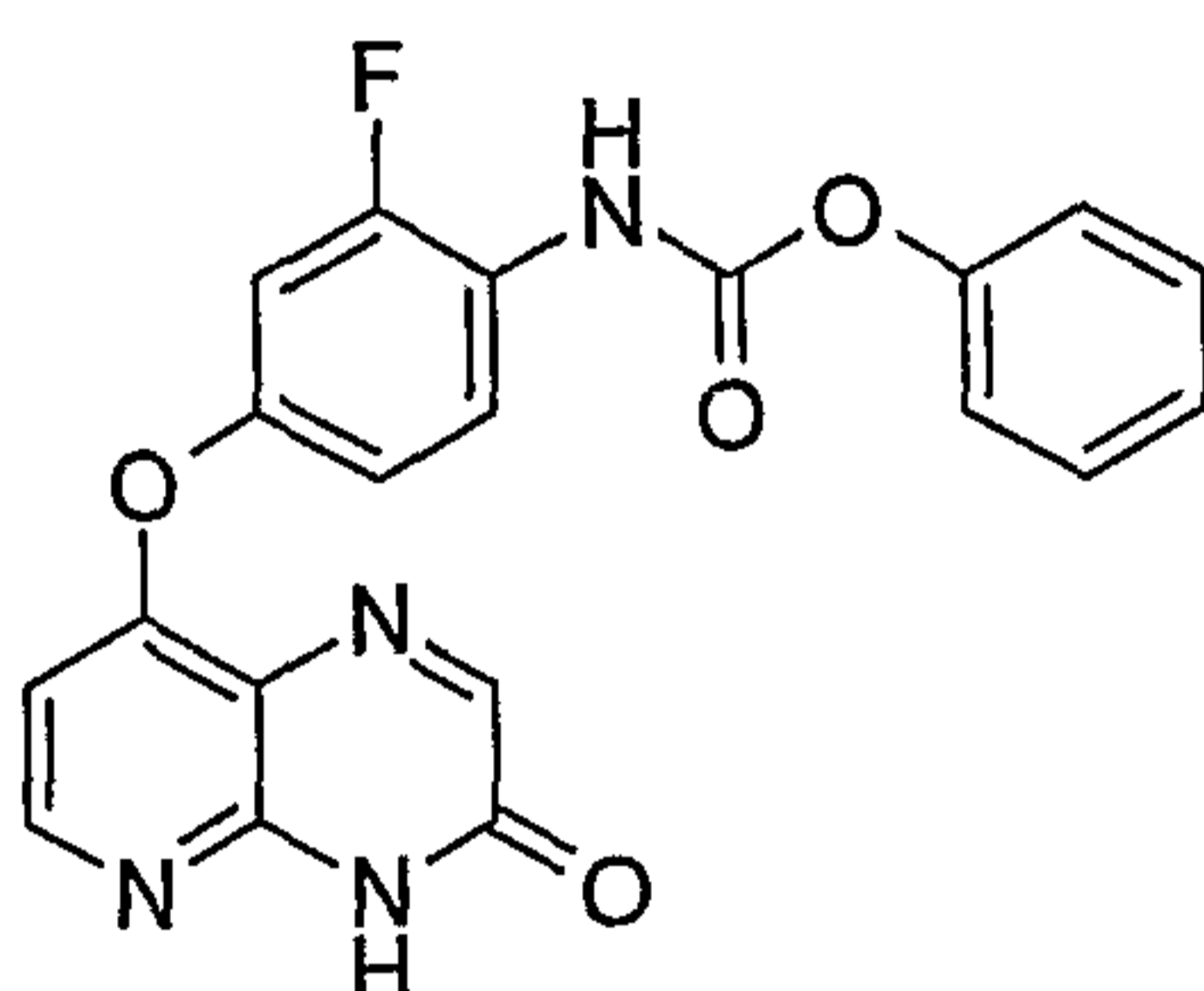
CH₂Cl₂ (4 mL) and purified by column chromatography on silica gel, eluting with EtOAc in CH₂Cl₂ (6% → 40%), to give a white solid. Yield: 600 mg (45%).

¹H-NMR (DMSO-d₆), δ (ppm), J (Hz): 1.96 (s, 3H, CH₃), 4.78 (m, 1H, CH), 4.80 (m, 1H, CH), 8.27 (br, 1H, H_{arom}), 8.62 (br, 1H, H_{arom}), 8.86 (d, J=5.5, 1H, H_{Py}), 10.54 (s, 1H, NH); ¹³C-NMR (DMSO-d₆), δ (ppm), J (Hz): 19.3, 102.1, 121.2, 123.5 (q, J_{FC}=272), 125.1 (q, J_{FC}=31), 135.8, 139.8 (q, J_{FC}=3.8), 143.7, 151.3, 152.2; ¹⁹F-NMR (DMSO-d₆), δ (ppm): -61.2; LC-MS (*m/z*): *m/z* 247.0 (M+H, 100), *rt*=4.49 min.

10

Synthesis 170

Phenyl 2-fluoro-4-(3-oxo-3,4-dihydropyrido[3,2-*b*]pyrazin-8-yloxy)phenylcarbamate



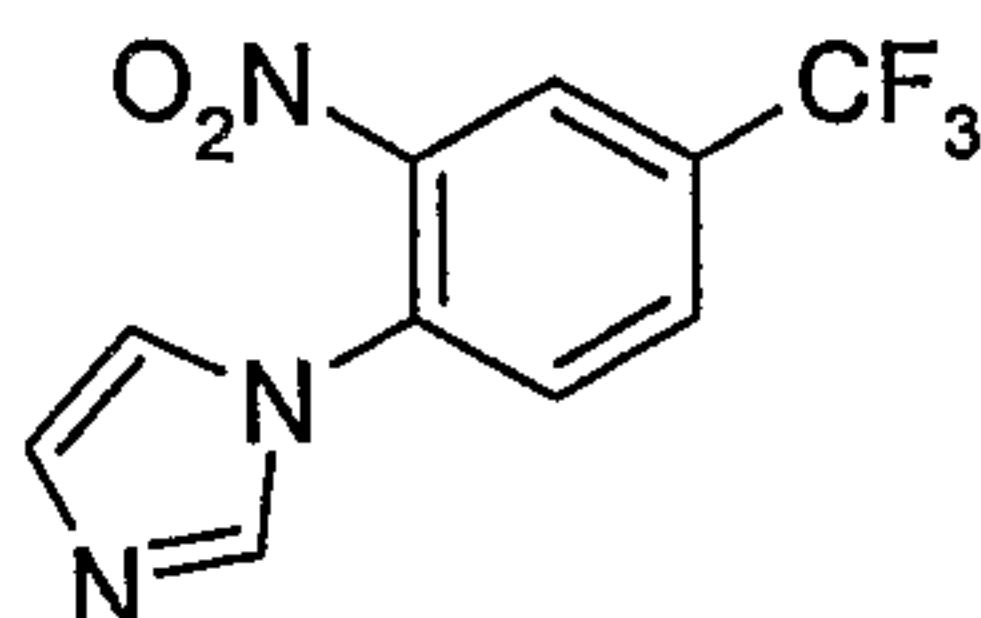
Dry pyridine (125 μL, 1.55 mmol) was added to a suspension of 8-(4-amino-3-fluorophenoxy)pyrido[2,3-*b*]pyrazin-3(4*H*)-one (307 mg, 1.13 mmol) in dry THF (20 mL) under Ar and the mixture was cooled to 0 °C. Phenyl chloroformate (170 μL, 1.35 mmol) was added dropwise over 5 min and the light brown mixture was stirred at 0 °C for an additional 5 min whereafter the mixture was allowed to warm up to RT and was stirred for 150 min. The brownish mixture was concentrated to dryness and the resulting residue was diluted with EtOAc (60 mL) and H₂O (30 mL). The organic layer was isolated and filtered (80 mg of impure product) and the filtrate was washed with aqueous saturated NaHCO₃ and brine. The organic layer was evaporated to dryness, re-dissolved in CH₂Cl₂ and chromatographed on a Biotage 25+M column, eluting with 20%→100% EtOAc in CH₂Cl₂ to give the title compound as a white solid. Yield: 280 mg (81%).

¹H-NMR (DMSO-d₆), δ (ppm), J (Hz): 6.71 (d, J=5.6, 1H, H_{Py}), 7.09 (m, 1H, H_{arom}), 7.23 (d, J=7.9, 2H, H_{arom}), 7.26 (t, J=7.9, 1H, H_{arom}), 7.33 (m, 1H, H_{arom}), 7.43 (d, J=7.9, 2H, H_{arom}), 7.75 (m, 1H, H_{arom}), 8.18 (s, 1H, H_{arom}), 8.39 (d, J=5.6, 1H, H_{Py}), 10.06 (s, 1H, NHBoc), 12.97 (s, 1H, NH); ¹³C-NMR (DMSO-d₆), δ (ppm), J (Hz): 107.1, 108.6 (d, J_{FC}=22.9), 116.1 (d, J_{FC}=3.3), 118.6, 121.8, 122.9 (d, J_{FC}=12.0), 125.5, 125.6 (br), 129.4, 145.6, 150.6, 151.3, 151.4 (br), 152.3, 152.4, 154.8 (d, J_{FC}=245), 156.4, 160.0; ¹⁹F-NMR (DMSO-d₆), δ (ppm): -119.2; LC-MS (*m/z*): 393.1 (M+H, 100), *rt*=2.44 min.

- 196 -

Synthesis 171

1-(2-nitro-4-(trifluoromethyl)phenyl)-1H-imidazole



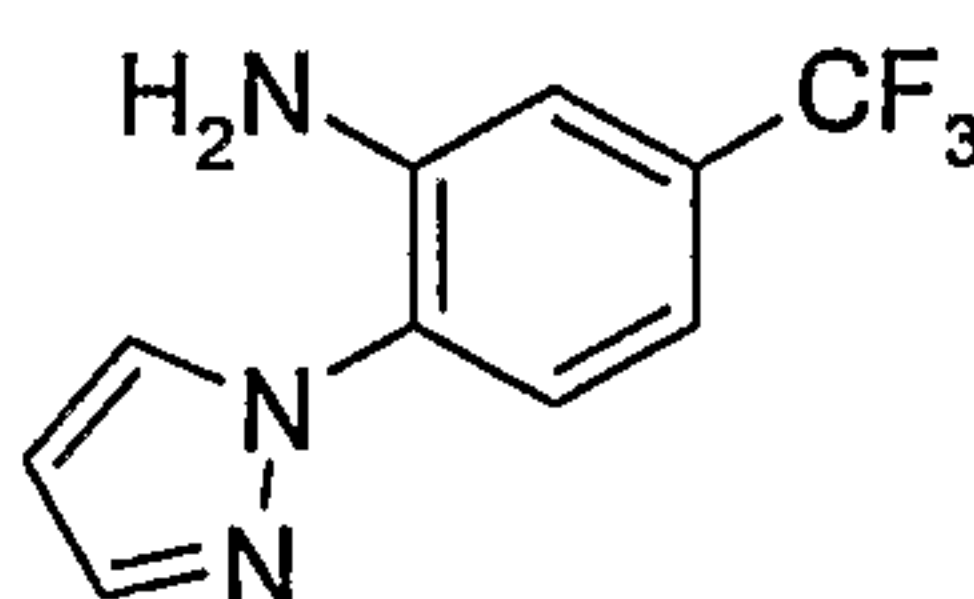
5 A mixture of imidazole (0.997 g, 14.65 mmol) and *tert*-BuOK (1.722 g, 15.35 mmol) was put under Ar in a 100 mL and dissolved in dry DMSO (15 mL) to give a colorless solution. After 5 min, 1-fluoro-2-nitro-4-(trifluoromethyl)benzene (2.04 mL, 14.58 mmol) was added within 30 s, immediately leading to a darkening of the rxn to black. A temperature rise was also noted. The black solution was stirred at RT for 20 min. Ice water (60 mL) and EtOAc (50 mL) were added, the organic layer was isolated, and the aqueous phase was
10 extracted twice with 20 mL EtOAc. The organic layer was washed with H₂O (2 x 30 mL), brine, dried, filtered and evaporated to give the title compound as an orange oil. Yield: 3.66 g (97%).

15 ¹H-NMR (DMSO-d₆), δ (ppm), J (Hz): 7.14 (s, 1H, H_{arom}), 7.49 (s, 1H, H_{arom}), 7.97 (d, J=8.4, 1H, H_{arom}), 7.99 (s, 1H, H_{arom}), 8.28 (d, J=8.4, 1H, H_{arom}), 8.59 (s, 1H, H_{arom}); ¹³C-NMR (DMSO-d₆), δ (ppm), J (Hz): 120.4, 122.7 (d, J_{FC}=274), 122.9, 129.5 (d, J_{FC}=34), 129.9, 130.0, 130.9, 133.4, 137.4, 144.5; ¹⁹F-NMR (DMSO-d₆), δ (ppm): -60.8; LC-MS (*m/z*): 258.1 (M+H, 100), *rt*=1.37 min.

20

Synthesis 172

2-(1H-pyrazol-1-yl)-5-(trifluoromethyl)aniline



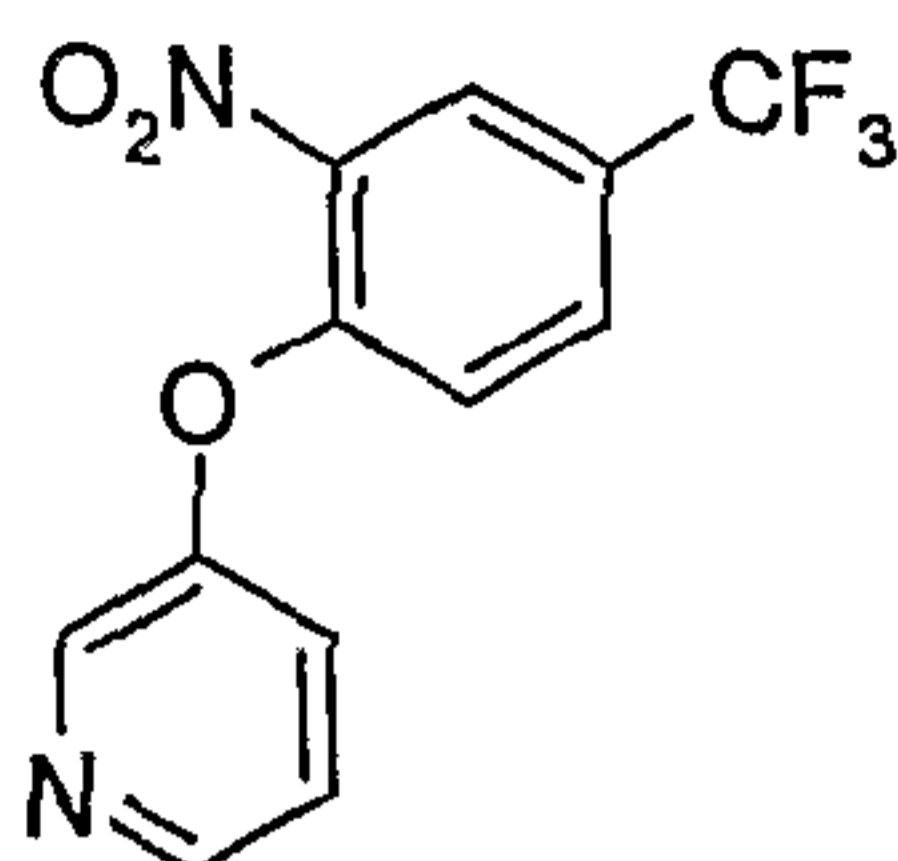
Method C3 was used 1-(2-nitro-4-(trifluoromethyl)phenyl)-1H-pyrazole (1.80 g, 7.00 mmol) in EtOH (40 mL) to give 760 mg (48%) of the title compound as white crystals after
25 crystallization from hexane.

30 ¹H-NMR (DMSO-d₆), δ (ppm), J (Hz): 6.12 (s, 2H, NH₂), 6.56 (vt, J=2.1, 1H, H_{arom}), 6.95 (dd, J=8.3, ⁴J_{FH}=1.7, 1H, H_{arom}), 7.24 (d, ⁴J_{FH}=1.7, 1H, H_{arom}), 7.48 (d, J=8.3, 1H, H_{arom}), 7.82 (d, J=1.8, 1H, H_{arom}), 8.23 (d, J=2.5, 1H, H_{arom}); ¹³C-NMR (DMSO-d₆), δ (ppm), J (Hz): 106.9, 112.1, 112.9, 124.1 (d, J_{FC}=273), 124.2, 127.4, 128.3 (d, J_{FC}=31.7), 130.6, 140.5, 142.1; ¹⁹F-NMR (DMSO-d₆), δ (ppm): -60.8.

- 197 -

Synthesis 173

3-(2-nitro-4-(trifluoromethyl)phenoxy)pyridine

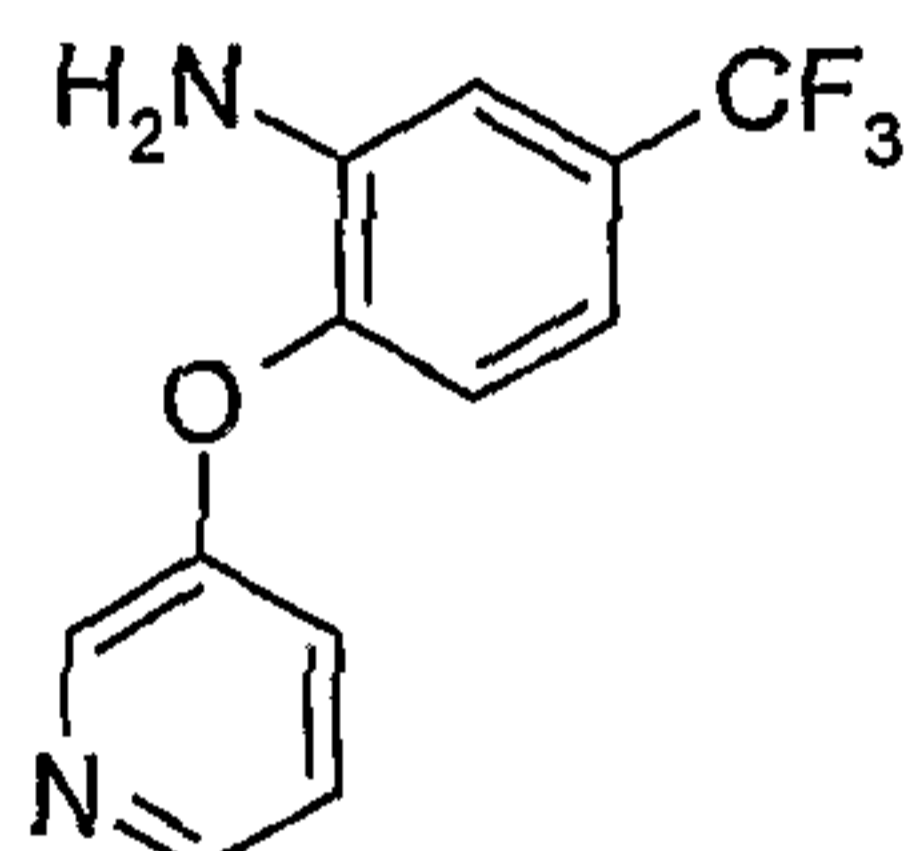


5 A brown solution of 1-fluoro-2-nitro-4-(trifluoromethyl)benzene (2.01 g, 9.61 mmol) and 3-hydroxypyridine (0.923 g, 9.71 mmol) in dry DMF (15 ml) under Ar was treated with cesium carbonate (3.28 g, 10.07 mmol) at once and the brown mixture was stirred at RT for 2h. H₂O (50 mL) and EtOAc (50 mL) were added and the organic layer was isolated. The water layer was extracted with EtOAc (2 x 30 mL). The combined organic layer was washed with H₂O (3 x 40 mL), brine (40 mL), dried (MgSO₄), filtered and concentrated to dryness to give a light yellow solid. Yield: 2.62 g (96%).

15 ¹H-NMR (DMSO-d₆), δ (ppm), J (Hz): 7.33 (d, J=8.7, 1H, H_{arom}), 7.53 (m, 1H, H_{arom}), 7.71 (m, 1H, H_{arom}), 8.04 (dd, J=8.9, ⁴J_{FH}=2.3, 1H, H_{arom}), 8.49 (d, ⁴J_{FH}=2.2, 1H, H_{arom}), 8.52 (m, 1H, H_{arom}), 8.55 (d, J=2.9, 1H, H_{arom}); ¹³C-NMR (DMSO-d₆), δ (ppm), J (Hz): 120.7, 122.9 (d, J_{FC}=274), 123.4, 124.3 (d, J_{FC}=33.9), 125.0, 127.2, 131.7, 140.6, 141.6, 146.6, 151.3, 152.1; ¹⁹F-NMR (DMSO-d₆), δ (ppm): -60.4; LC-MS (m/z): 285.0 (M+H, 100), rt=2.40 min.

Synthesis 174

2-(pyridin-3-yloxy)-5-(trifluoromethyl)aniline



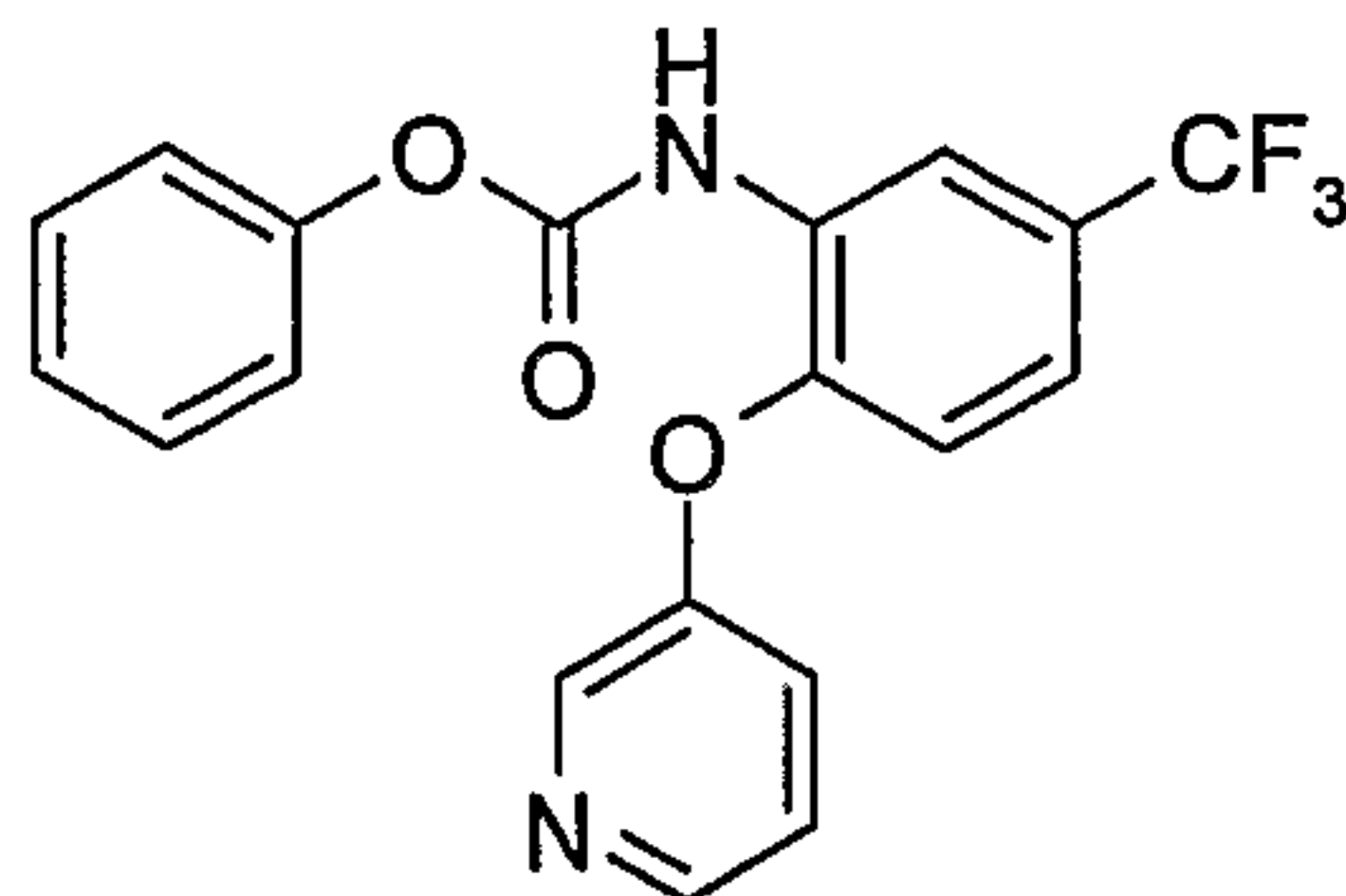
20 Method C3 was used with 3-(2-nitro-4-(trifluoromethyl)phenoxy)pyridine (594 mg, 2.090 mmol) to give the title compound as a white crystalline solid. Yield: 501 mg (94%).

15 ¹H-NMR (DMSO-d₆), δ (ppm), J (Hz): 5.55 (s, 2H, NH₂), 6.83 (d, J=8.2, 1H, H_{arom}), 6.94 (d, J=8.2, 1H, H_{arom}), 7.13 (s, 1H, H_{arom}), 7.33 (m, 1H, H_{arom}), 7.39 (m, 1H, H_{arom}), 8.33 (m, 1H, H_{arom}), 8.37 (m, 1H, H_{arom}); ¹³C-NMR (DMSO-d₆), δ (ppm), J (Hz): 111.7, 112.5, 119.7, 124.3 (d, J_{FC}=274), 124.4, 124.5, 125.8 (d, J_{FC}=33.9), 140.2, 141.0, 144.0, 144.1, 153.0; ¹⁹F-NMR (DMSO-d₆), δ (ppm): -60.3; LC-MS m/z : 255.0 (M+H, 100), rt=2.26 min.

- 198 -

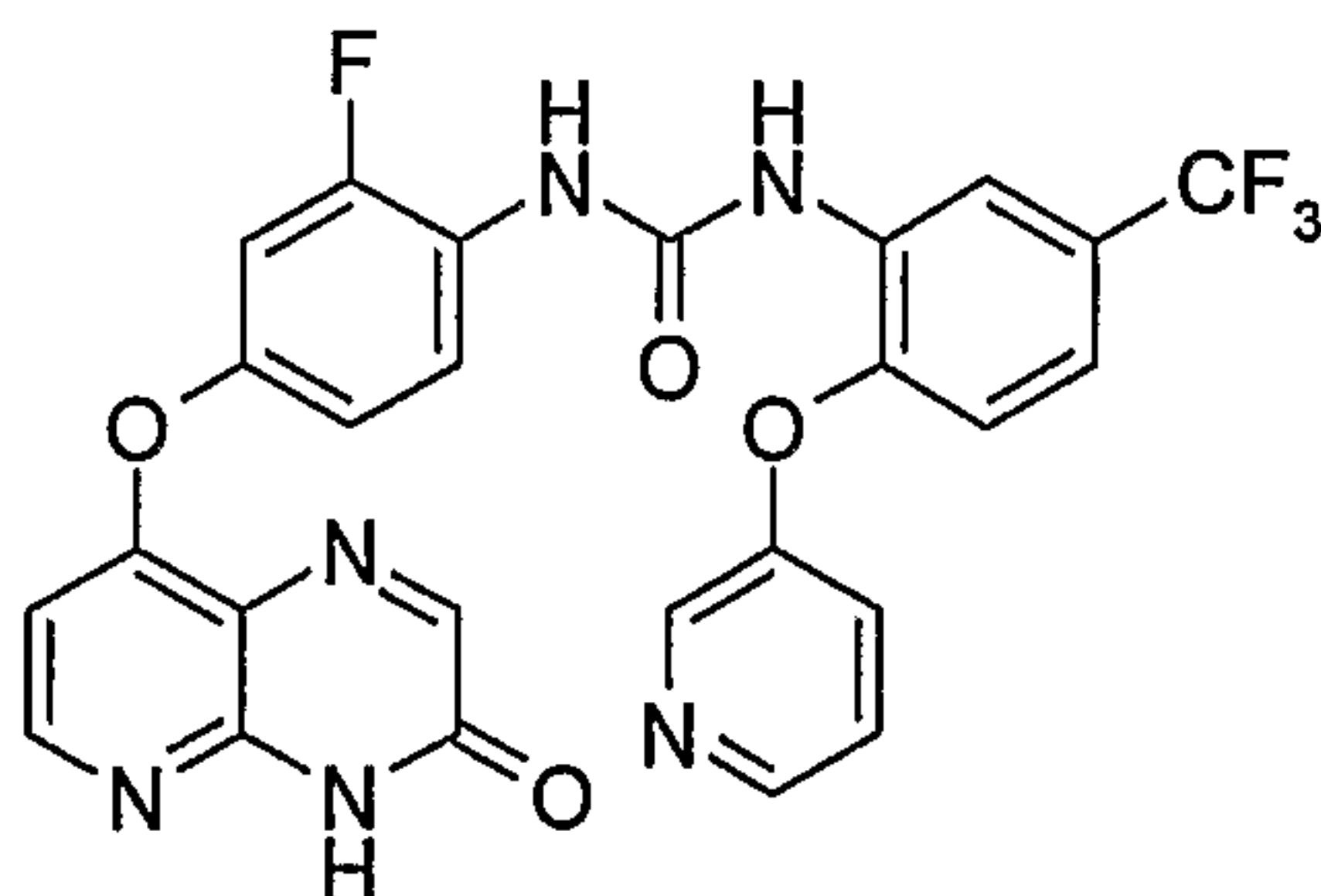
Synthesis 175

Phenyl 2-(pyridin-3-yloxy)-5-(trifluoromethyl)phenylcarbamate



5 A yellow solution of 2-(pyridin-3-yloxy)-5-(trifluoromethyl)aniline (263 mg, 1.035 mmol) and pyridine (108 μ L, 1.341 mmol) in dry THF (8 mL) was treated dropwise with phenyl chloroformate (156 μ L, 1.242 mmol) during 5 min at 0 °C. The resulting suspension yellow suspension was stirred at 0 °C for an additional 5 min and then allowed to warm up to room temperature and stirred for 3 h. The yellow suspension was filtered over cotton, washed with Et₂O and diluted with EtOAc. The yellow solution was washed with
10 sat. aqueous NaHCO₃ (30 mL) and H₂O (30 mL), dried and concentrated to dryness to give a yellow oil. Purification by column gave a tan solid. Yield: 300 mg (77%).

¹H-NMR (DMSO-d₆), δ (ppm), J (Hz): 6.90 (d, J=8.5, 1H, H_{arom}), 7.23 (m, 2H, H_{arom}), 7.30 (m, 2H, H_{arom}), 7.42 (m, 4H, H_{arom}), 7.76 (br s, 1H, H_{arom}), 8.55 (m, 1H, H_{arom}), 8.64 (br s, 1H, NH); LC-MS (*m/z*): 375.0 (M+H, 100), rt=2.62 min.
15

Synthesis 1761-(2-fluoro-4-(3-oxo-3,4-dihydropyrido[3,2-*b*]pyrazin-8-yloxy)phenyl)-3-(2-(pyridin-3-yloxy)-5-(trifluoromethyl)phenyl)urea (AA-093)

20

Method F2 was used with 8-(4-amino-3-fluorophenoxy)pyrido[2,3-*b*]pyrazin-3(4*H*)-one (30.6 mg, 0.112 mmol) and a 60.6 mM solution of phenyl 2-(pyridin-3-yloxy)-5-(trifluoromethyl)phenylcarbamate (1.6 ml, 0.097 mmol). After 40h, the mixture was evaporated onto silica gel, loaded onto a Biotage 12+M column, which was eluted with
25 40%-100% EtOAc in DCM. Yield: 4 mg (7%).

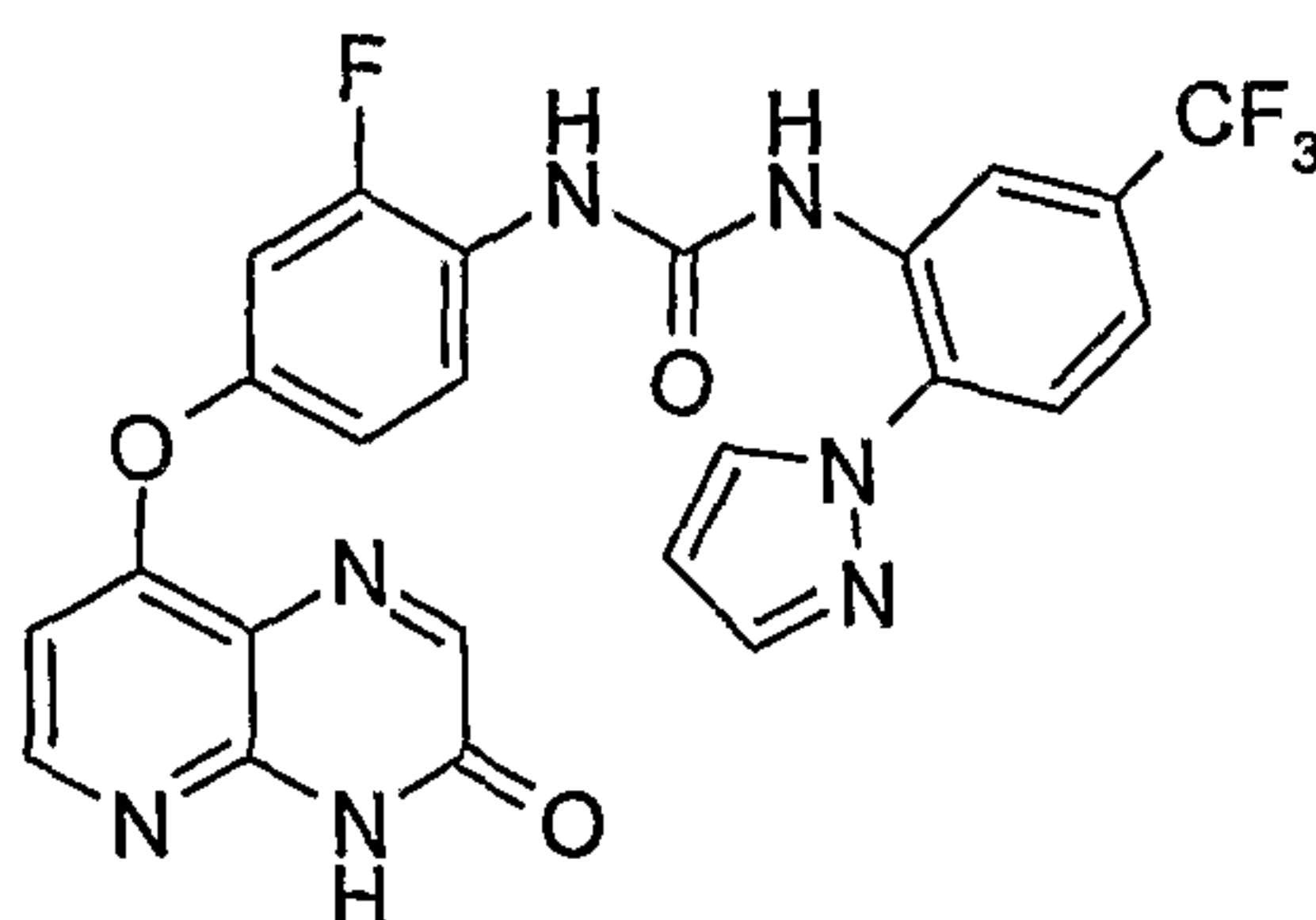
¹H-NMR (DMSO-d₆), δ (ppm), J (Hz): 6.64 (d, J=5.6, 1H, H_{Py}), 7.02 (d, J=8.5, 1H, H_{arom}), 7.07 (m, 1H, H_{arom}), 7.32 (m, 2H, H_{arom}), 7.53 (m, 1H, H_{arom}), 7.65 (m, 1H, H_{arom}), 8.15 (s, 1H, H_{arom}), 8.26 (m, 1H, H_{arom}), 8.38 (d, J=5.6, 1H, H_{arom}), 8.50 (m, 1H, H_{arom}), 8.58 (d, J=2.8, 1H, H_{arom}), 8.74 (d, J=2.8, 1H, H_{arom}), 9.36 (s, 1H, NH), 9.39 (s, 1H, NH), 12.88 (s,
30

- 199 -

1H, NH); LC-MS (*m/z*): 553.1 (M+H, 100), *rt*=2.63 min; HRMS (3.22 min): *m/z* calcd. for C₂₆H₁₆F₄N₆O₄ (M+H, 100)⁺: 553.12419; found: 553.12312.

Synthesis 177

5 1-(2-(1*H*-pyrazol-1-yl)-5-(trifluoromethyl)phenyl)-3-(2-fluoro-4-(3-oxo-3,4-dihydropyrido[3,2-*b*]pyrazin-8-yloxy)phenyl)urea (AA-094)

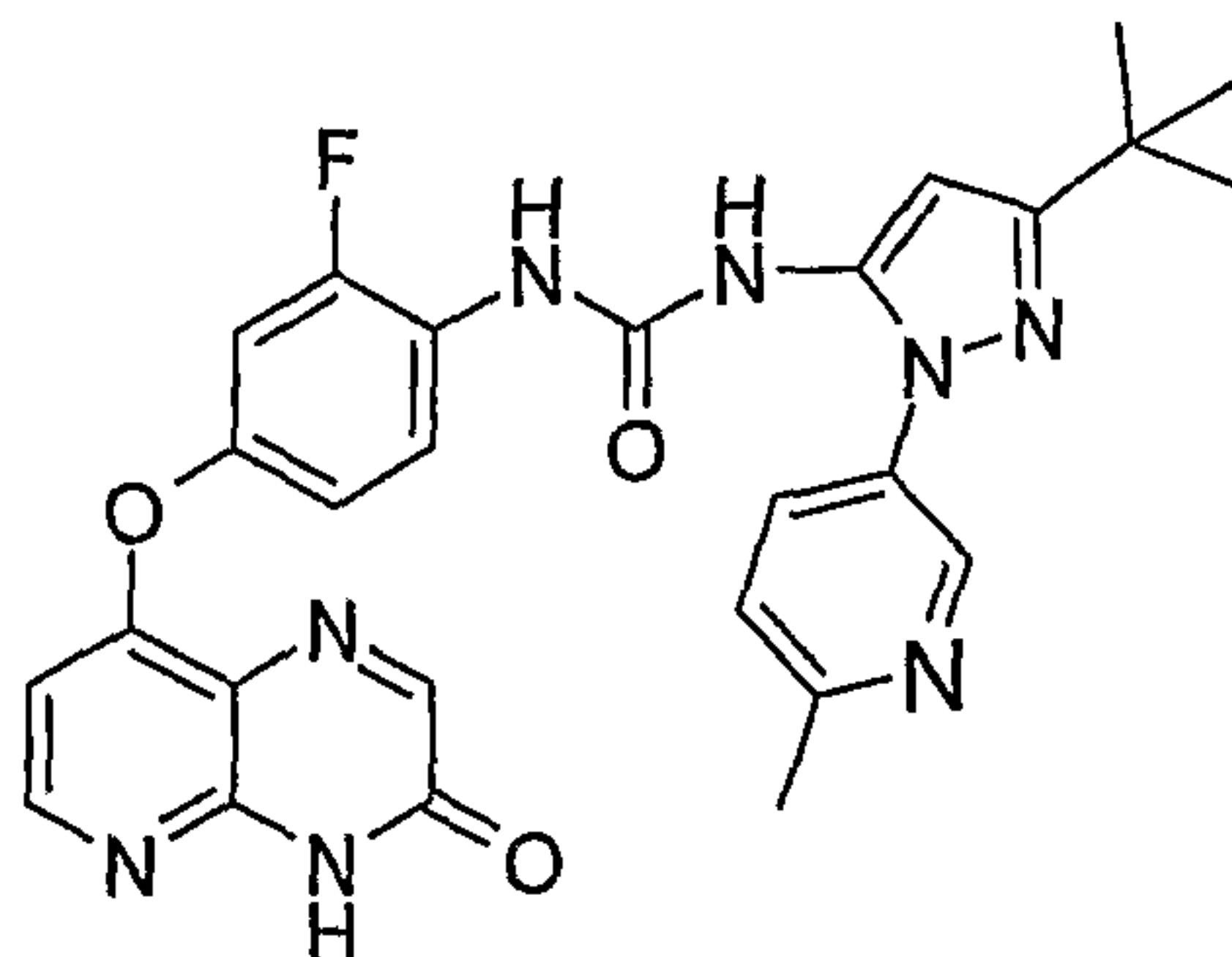


Method F4: A mixture of phenyl 2-fluoro-4-(3-oxo-3,4-dihydropyrido[2,3-*b*]pyrazin-8-yloxy)phenylcarbamate (36.3 mg, 0.093 mmol) and 2-(1*H*-imidazol-1-yl)-5-(trifluoromethyl)aniline (21.1 mg, 0.093 mmol) was dissolved in dry DMSO (250 μ L) the resulting orange solution was stirred at 60 °C for 7 h. The solution was diluted with H₂O, extracted with EtOAc and the organic layer was dried and evaporated to dryness. After a column (DCM/EtOAc) the resulting oil was triturated with EtOAc and the resulting white solid was collected. Yield: 11 mg (23%).

15 ¹H-NMR (DMSO-*d*₆), δ (ppm), *J* (Hz): 6.67 (m, 2H, H_{arom}), 7.07 (m, 1H, H_{arom}), 7.31 (m, 1H, H_{arom}), 7.53 (m, 1H, H_{arom}), 7.69 (m, 1H, H_{arom}), 7.93 (s, 1H, H_{arom}), 8.04 (m, 1H, H_{arom}), 8.19 (s, 1H, H_{arom}), 8.35 (m, 1H, H_{arom}), 8.39 (m, 1H, H_{arom}), 8.59 (s, 1H, H_{arom}), 9.40 (s, 1H, H_{arom}), 9.52 (s, 1H, H_{arom}), 12.93 (s, 1H, H_{arom}); ¹⁹F-NMR (DMSO-*d*₆), δ (ppm): -60.3, -122.1; LC-MS (*m/z*): 526.1 (M+H, 100), *rt*=2.54 min; HRMS (3.10 min): *m/z* calcd. for C₂₄H₁₅F₄N₇O₃ (M+H, 100)⁺: 526.12453; found: 526.12498;

Synthesis 178

25 1-(3-*tert*-butyl-1-(6-methylpyridin-3-yl)-1*H*-pyrazol-5-yl)-3-(2-fluoro-4-(3-oxo-3,4-dihydropyrido[3,2-*b*]pyrazin-8-yloxy)phenyl)urea (AA-084)



Method F4 was used with 65 mg (0.17 mmol) of phenyl 2-fluoro-4-(3-oxo-3,4-dihydropyrido[3,2-*b*]pyrazin-8-yloxy)phenylcarbamate and 45 mg (0.2 mmol) of 3-*tert*-

- 200 -

butyl-1-(6-methylpyridin-3-yl)-1H-pyrazol-5-amine (Regan, J. *et al.*, *J. Med. Chem.* **2002**, 45, 2994-3008) . Obtained 15 mg, 17% yield of the title compound.

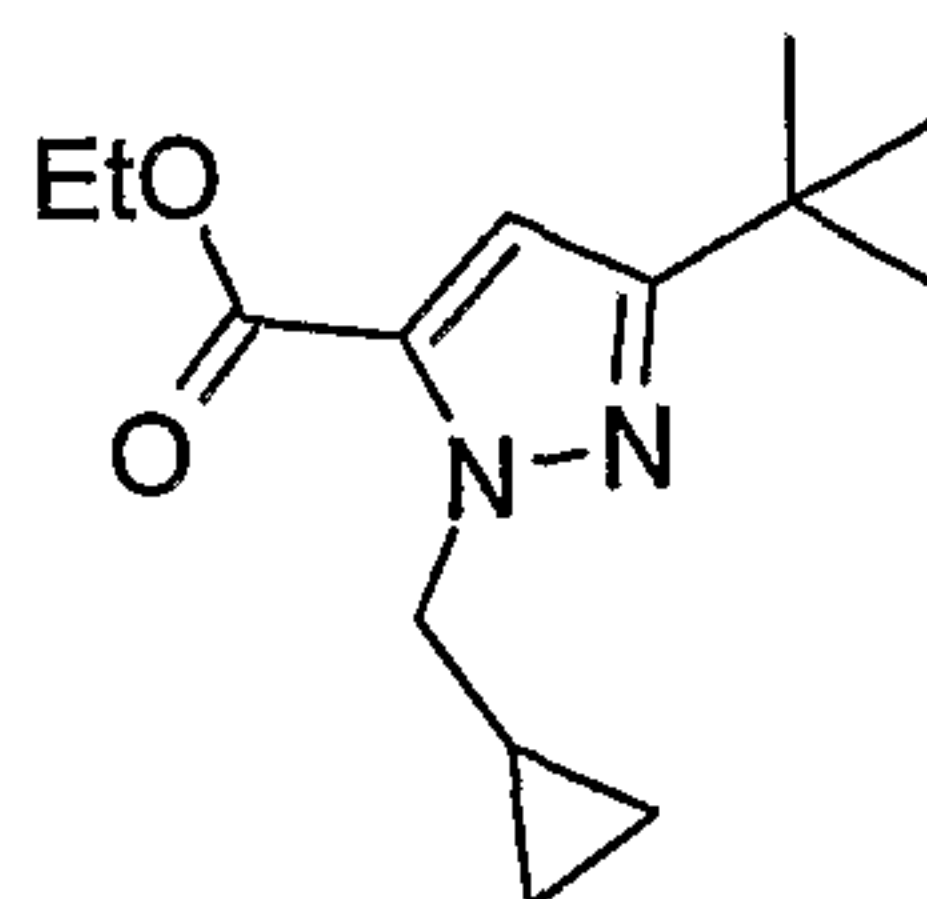
¹H-NMR (CD₃OD), δ (ppm), J(Hz): 1.31-1.28 (m, 9H), 3.33 (s, 3H), 6.43 (s, 1H), 6.66 (d, 1H, J = 5.6 Hz), 7.05 (dd, 1H, J = 8.1, 2.0 Hz), 7.31 (dd, 1H, J = 11.8, 2.0 Hz), 7.45 (d, 1H, J = 8.3 Hz), 7.85 (dd, 1H, J = 8.0, 3.3 Hz), 8.15 (t, 1H, J = 9.2 Hz), 8.18 (s, 1H), 8.38 (d, 1H, J = 6.0 Hz), 8.62 (d, 1H, J = 3.3 Hz), 8.90 (s, 1H), 8.98 (s, 1H), 12.93 (bs, 1H). LC-MS (*m/z*): 529.12 (M+H, 100). HRMS: *m/z* calcd. for C₂₇H₂₅FN₈O (M+H, 100): 529.2106; found: 529.2095.

10

(XI) Urea formation via Curtius rearrangement

Synthesis 179

Ethyl 3-*tert*-butyl-1-(cyclopropylmethyl)-1H-pyrazole-5-carboxylate



15

Method I: A mixture of 3-*tert*-butyl-1H-pyrazole-5-carboxylate (993 mg, 5.06 mmol) caesium carbonate (2.71 g, 8.32 mmol) in dry DMF (10 mL) under Ar was treated dropwise over 15 min with bromomethylcyclopropane (500 μl, 5.16 mmol) at 0 °C. The mixture was then allowed to warm up to RT and stirred for 5h. The mixture was poured into water and extracted with Et₂O. The combined organic fraction was washed with H₂O, dried (MgSO₄), filtered and evaporated to give residue, which was subsequently Column eluent: 40 → 100% CH₂Cl₂ in hexane. Yield: 1.10 g (87%) of a colorless oil. Five hours reaction time. ¹H-NMR (DMSO-d₆), δ (ppm), J (Hz): 0.32 (m, 2H, *H*cyclopropyl), 0.44 (m, 2H, *H*cyclopropyl), 1.25 (m, 10H, *tert*- Bu + *H*cyclopropyl), 1.29 (t, J=7.1, 3H, CH₃), 4.28 (m, 4H, NCH₂ + OCH₂), 6.71 (s, 1H, H_{arom}); ¹³C-NMR (DMSO-d₆), δ (ppm), J (Hz): 3.2, 11.7, 14.0, 30.2, 31.6, 54.8, 60.6, 107.1, 131.4, 159.3, 159.4; LC-MS (*m/z*): 251.1 (M+H, 100), rt=2.92 min.

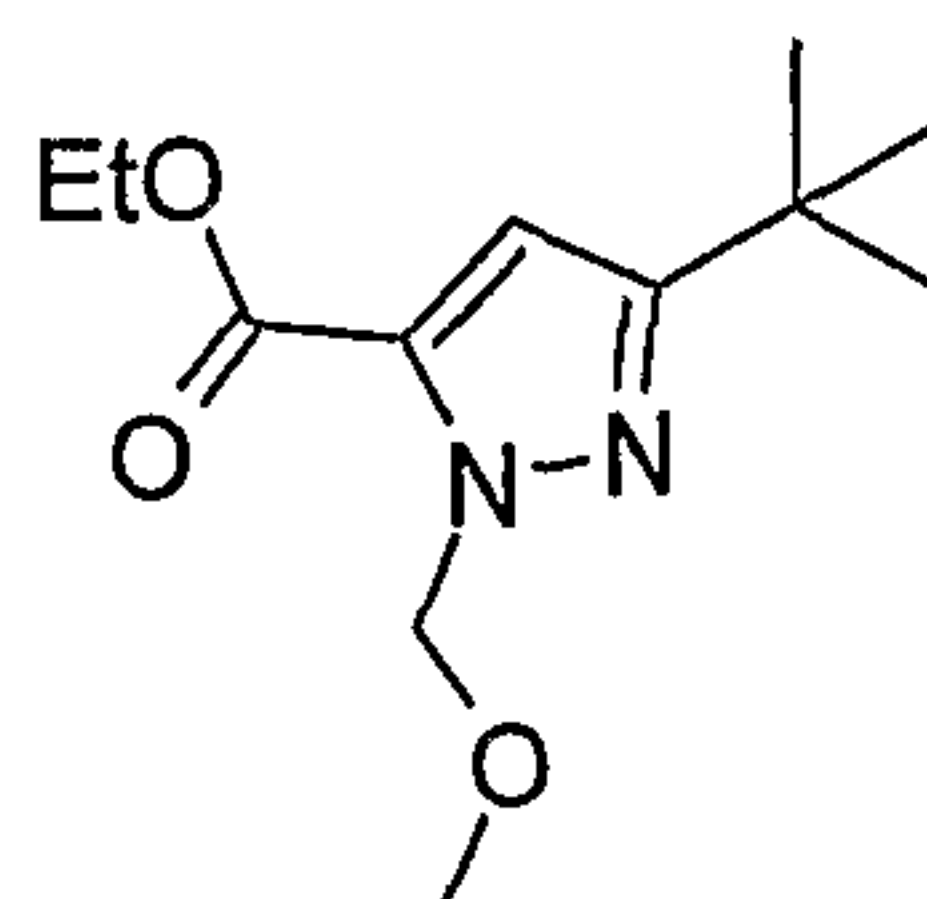
20

25

Synthesis 180

30

Ethyl 3-*tert*-butyl-1-(methoxymethyl)-1H-pyrazole-5-carboxylate



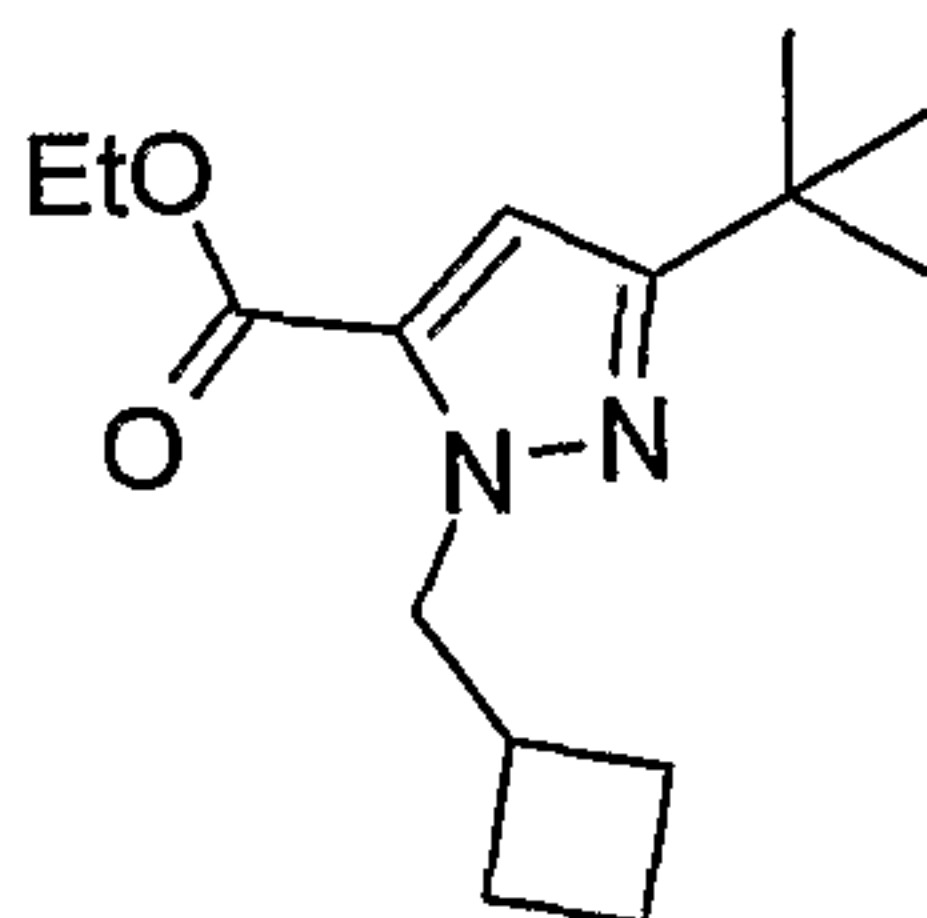
- 201 -

Method I was used with ethyl 3-*tert*-butyl-1*H*-pyrazole-5-carboxylate (1078 mg, 5.49 mmol), caesium carbonate (2.89 g, 8.87 mmol) and chloro(methoxy)methane (426 μ l, 5.60 mmol). 16 hours reaction time. Column eluent: 0 \rightarrow 10% EtOAc in CH_2Cl_2 . Yield: 485 mg (37%) of a colorless oil.

5

$^1\text{H-NMR}$ (DMSO-d_6), δ (ppm), J (Hz): 1.26 (s, 9H, *tert*- Bu), 1.30 (t, 3H, $J=7.1$, CH_3), 3.22 (s, 3H, OCH_3), 4.29 (q, 2H, $J=7.1$, OCH_2CH_3), 5.64 (s, 2H, OCH_2N), 6.69 (s, 1H, H_{arom}); $^{13}\text{C-NMR}$ (DMSO-d_6), δ (ppm), J (Hz): 14.0, 30.0, 31.7, 56.0, 60.8, 80.0, 108.7, 132.7, 158.9, 160.5; LC-MS (m/z): 241.1 ($\text{M}+\text{H}$, 100), $\text{rt}=2.67$ min.

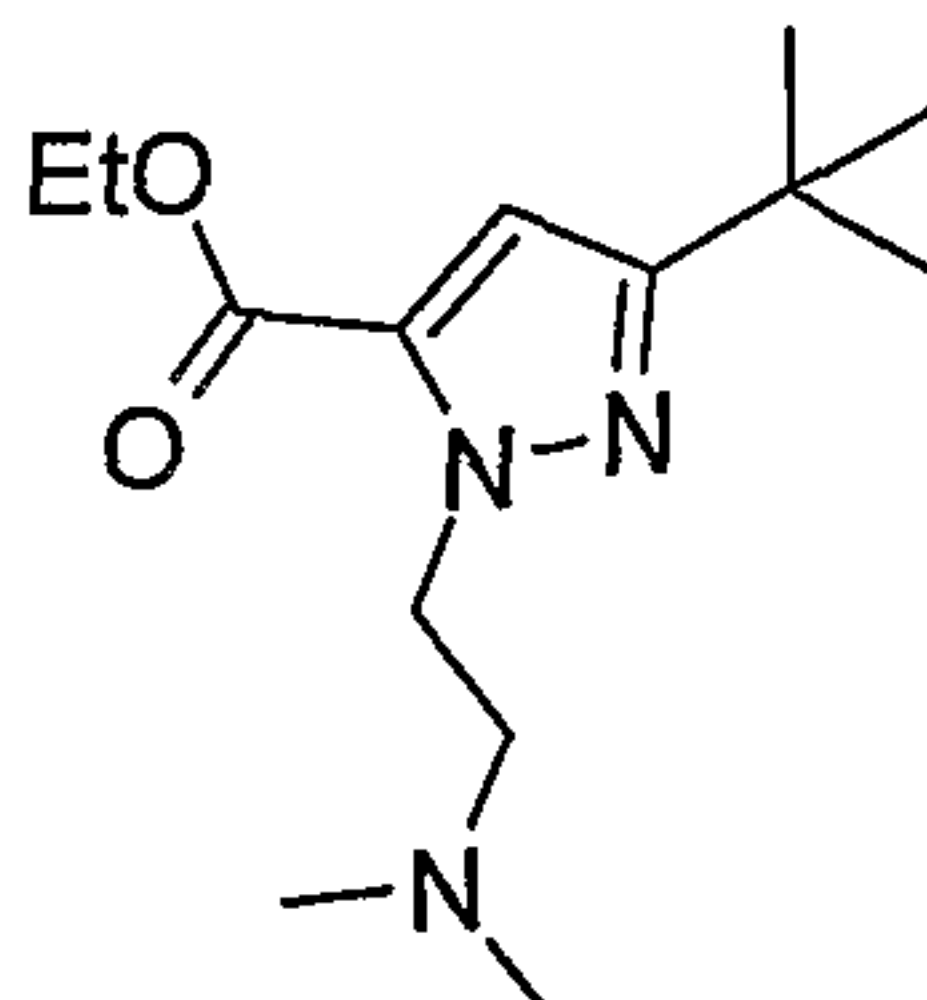
10

Synthesis 181Ethyl 3-*tert*-butyl-1-(cyclobutylmethyl)-1*H*-pyrazole-5-carboxylate

Method I: was used with ethyl 3-*tert*-butyl-1*H*-pyrazole-5-carboxylate (1085 mg, 5.53 mmol), caesium carbonate (2.89 g, 8.87 mmol) and (bromomethyl)cyclobutane (634 μ l, 5.64 mmol). 16 hours reaction time. Column eluent: 40 \rightarrow 100% CH_2Cl_2 in hexane. Yield: 0.98 g (67%) of a colorless oil.

$^1\text{H-NMR}$ (DMSO-d_6), δ (ppm), J (Hz): 1.23 (s, 9H, *tert*- Bu), 1.29 (t, 3H, $J=7.1$, CH_3), 1.76 (m, 4H, CH_2), 1.89 (m, 2H, CH_2), 2.69 (sept, 1H, $J=7.1$, CH), 4.27 (q, 2H, $J=7.1$, OCH_2CH_3), 4.45 (d, 2H, $J=7.1$, NCH_2), 6.69 (s, 1H, H_{arom}); $^{13}\text{C-NMR}$ (DMSO-d_6), δ (ppm), J (Hz): 14.0, 17.7, 24.9, 30.2, 31.6, 35.7, 54.9, 60.5, 106.9, 131.6, 159.3 (two coincident peaks); LC-MS (m/z): 265.1 ($\text{M}+\text{H}$, 100), $\text{rt}=3.06$ min.

25

Synthesis 182Ethyl 3-*tert*-butyl-1-(2-(dimethylamino)ethyl)-1*H*-pyrazole-5-carboxylate

Method I was used with ethyl 3-*tert*-butyl-1*H*-pyrazole-5-carboxylate (124 mg, 0.632 mmol), caesium carbonate (624 mg, 1.915 mmol) and 2-chloro-*N,N*-dimethylethanamine hydrochloride (96.8 mg, 0.672 mmol). 48 hours reaction time. Column eluent: 50 \rightarrow 100%

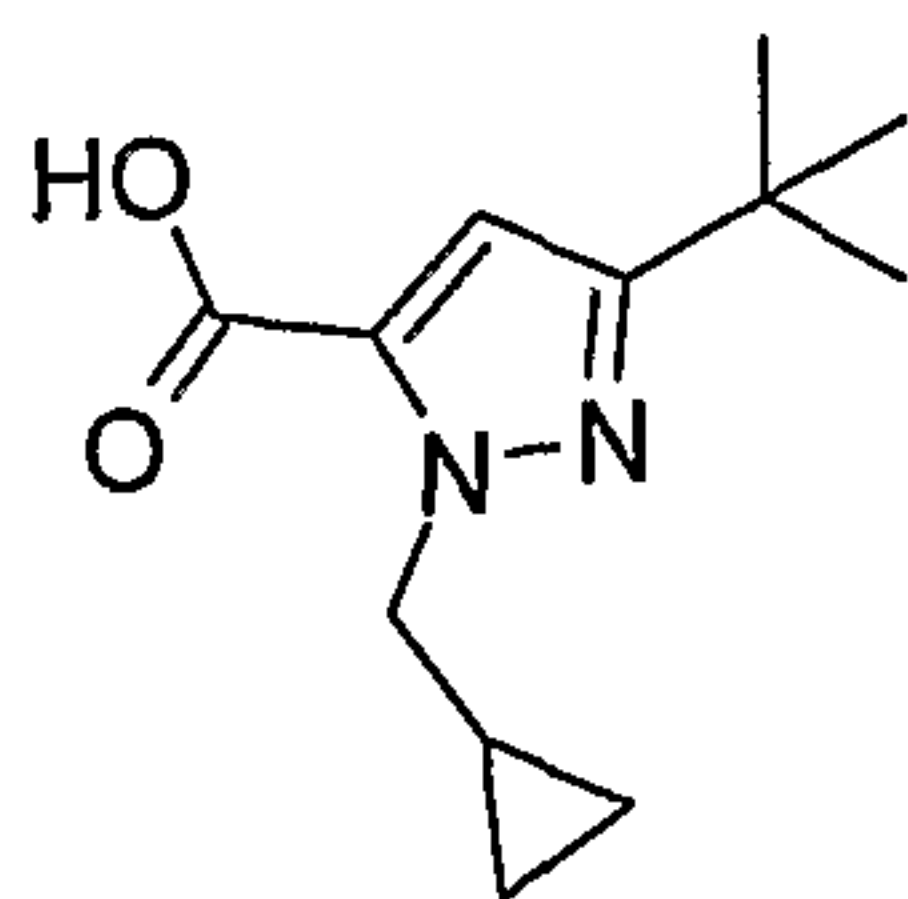
30

- 202 -

EtOAc in CH₂Cl₂, followed by 0 → 10% MeOH in EtOAc. Yield: 103 mg (61%) of a colorless oil.

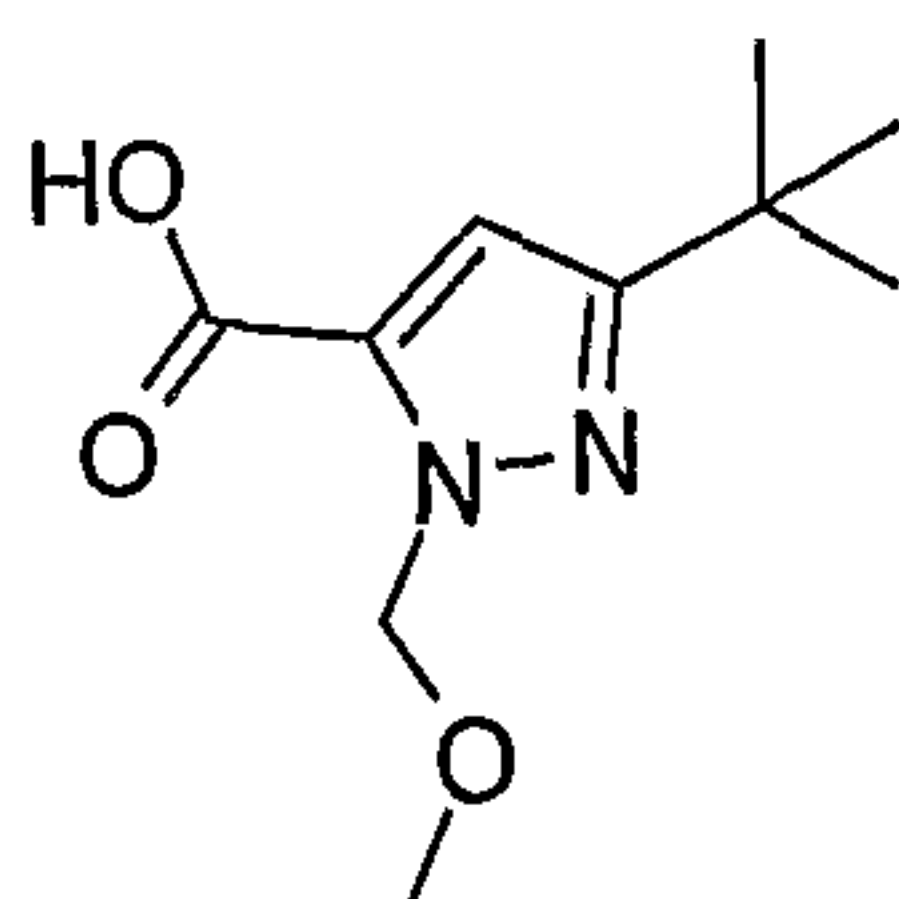
¹H-NMR (DMSO-d₆), δ (ppm), J (Hz): 1.25 (s, 9H, *tert*-Bu), 1.31 (t, 3H, J=7.1, CH₃), 2.15 (s, 6H, N(CH₃)₂), 2.60 (t, 2H, J=6.9, CH₂CH₂NMe₂), 4.29 (q, 2H, J=7.1, OCH₂CH₃), 4.51 (t, 2H, J=6.9, CH₂CH₂NMe₂), 6.70 (s, 1H, H_{arom}); ¹³C-NMR (DMSO-d₆), δ (ppm), J (Hz): 14.1, 30.2, 31.6, 45.1, 48.8, 58.7, 60.6, 107.0, 132.1, 159.2, 159.6; LC-MS (*m/z*): 268.2 (M+H, 100), 1.89 min.

10

Synthesis 1833-*Tert*-butyl-1-(cyclopropylmethyl)-1*H*-pyrazole-5-carboxylic acid

Method J: Ethyl 3-*tert*-butyl-1-(cyclopropylmethyl)-1*H*-pyrazole-5-carboxylate (1.1 g, 4.39 mmol) was dissolved in a 4:1:1 mixture of THF/MeOH/H₂O (total 25 mL M), lithium hydroxide monohydrate (200 mg, 4.7 mmol) was added and the colorless mixture was stirred for 16 h at RT. The volatiles were subsequently evaporated, the resulting solid was redissolved in H₂O and the pH of the solution was adjusted to 1 with 10% aqueous HCl. The resulting milky mixture was extracted with EtOAc and the combined organic fraction was washed with brine, dried and concentrated to dryness to give a white crystalline solid. Yield: 0.82 g (84%).

¹H-NMR (DMSO-d₆), δ (ppm), J (Hz): 0.32 (m, 2H, *H*cyclopropyl), 0.42 (m, 2H, *H*cyclopropyl), 1.24 (m, 10H, *tert*-Bu + *H*cyclopropyl), 4.29 (d, 2H, J=7.0, NCH₂), 6.66 (s, 1H, H_{arom}), 13.10 (br s, 1H, COOH); ¹³C-NMR (DMSO-d₆), δ (ppm), J (Hz): 3.2, 11.8, 30.2, 31.6, 54.6, 107.1, 132.3, 159.2, 160.8; LC-MS (*m/z*): 223.1 (M+H, 100), *rt*=2.57 min.

Synthesis 1843-*Tert*-butyl-1-(methoxymethyl)-1*H*-pyrazole-5-carboxylic acid

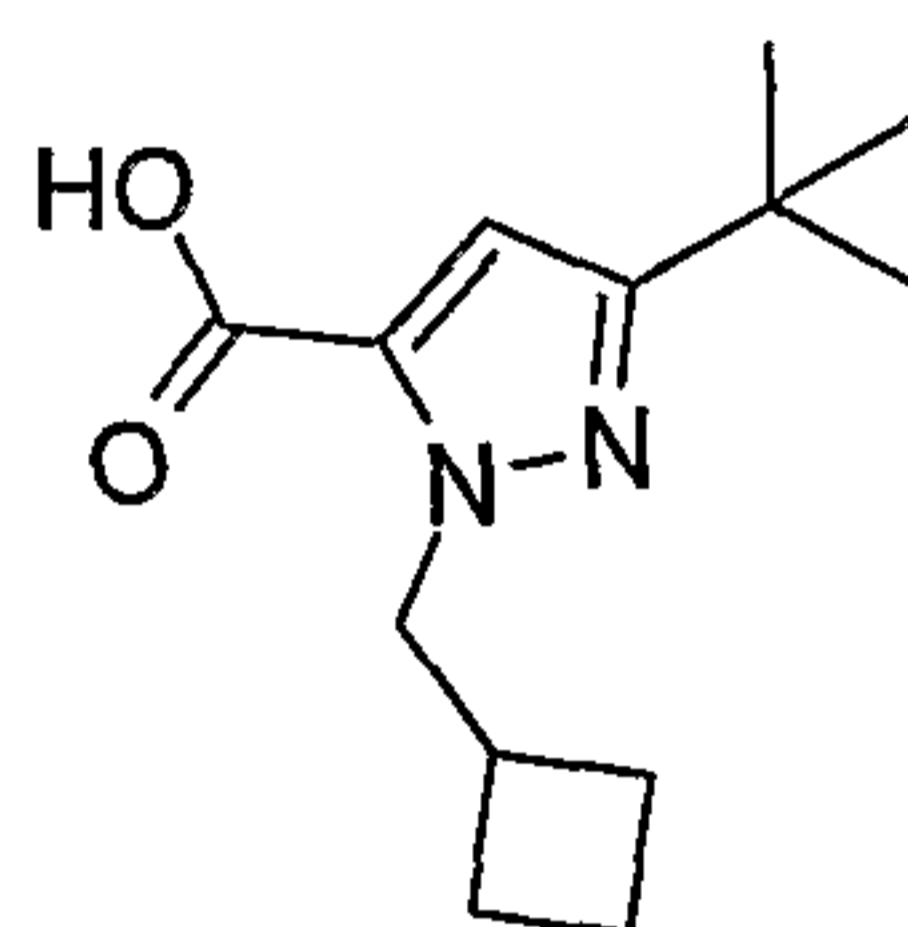
30

- 203 -

Method J was used with ethyl 3-*tert*-butyl-1-(methoxymethyl)-1*H*-pyrazole-5-carboxylate (485 mg, 2.02 mmol) as the starting material. Yield: 413 mg (96%) of a white, crystalline solid.

- 5 ¹H-NMR (DMSO-*d*₆), δ (ppm), J (Hz): 1.25 (s, 9H, *tert*- Bu), 3.21 (s, 3H, OCH₃), 5.64 (s, 2H, OCH₂N), 6.79 (s, 1H, H_{arom}), 13.30 (br s, 1H, COOH); ¹³C-NMR (DMSO-*d*₆), δ (ppm), J (Hz): 30.1, 31.6, 56.0, 79.7, 108.7, 133.8, 160.3, 160.4; LC-MS (*m/z*): 213.1(M+H, 100), *rt*=2.31 min.

10

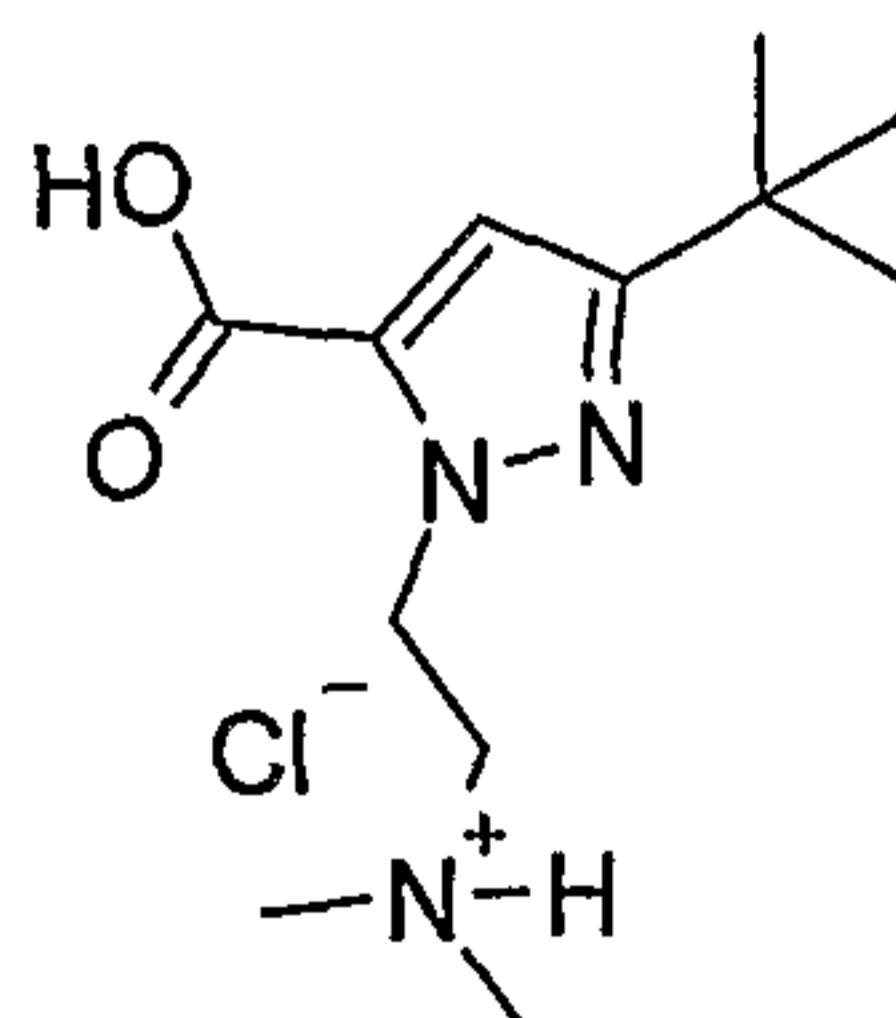
Synthesis 1853-*Tert*-butyl-1-(cyclobutylmethyl)-1*H*-pyrazole-5-carboxylic acid

Method J was used with ethyl 3-*tert*-butyl-1-(cyclobutylmethyl)-1*H*-pyrazole-5-carboxylate (0.98 g, 3.71 mmol) as the starting material. Yield: 842 mg (95%) of a white, crystalline solid.

15

¹H-NMR (DMSO-*d*₆), δ (ppm), J (Hz): 1.23 (s, 9H, *tert*- Bu), 1.76 (m, 4H, CH₂), 1.89 (m, 2H, CH₂), 2.69 (sept, 1H, J=7.1, CH), 4.27 (q, 2H, J=7.1, OCH₂CH₃), 4.45 (d, 2H, J=7.1, NCH₂), 6.64 (s, 1H, H_{arom}), 13.07 (br s, 1H, COOH); ¹³C-NMR (DMSO-*d*₆), δ (ppm), J (Hz): 17.7, 24.9, 30.2, 31.5, 35.8, 54.7, 106.9, 132.6, 159.1, 160.8 LC-MS (*m/z*): 237.1 (M+H, 100), *rt*=2.74 min.

20

Synthesis 1862-(3-*Tert*-butyl-5-carboxy-1*H*-pyrazol-1-yl)-*N,N*-dimethylethanaminium chloride

25

Ethyl 3-*tert*-butyl-1-(2-(dimethylamino)ethyl)-1*H*-pyrazole-5-carboxylate (98 mg, 0.367 mmol) was dissolved in 6M aqueous HCl (4 mL, 24.00 mmol) and the colorless solution was heated to 80 °C for 72 h. The volatiles were evaporated in vacuo and the resulting white solid was coevaporated with Et₂O 10 mL) to give the title compound as a white solid. Yield: 100 mg (99%).

30

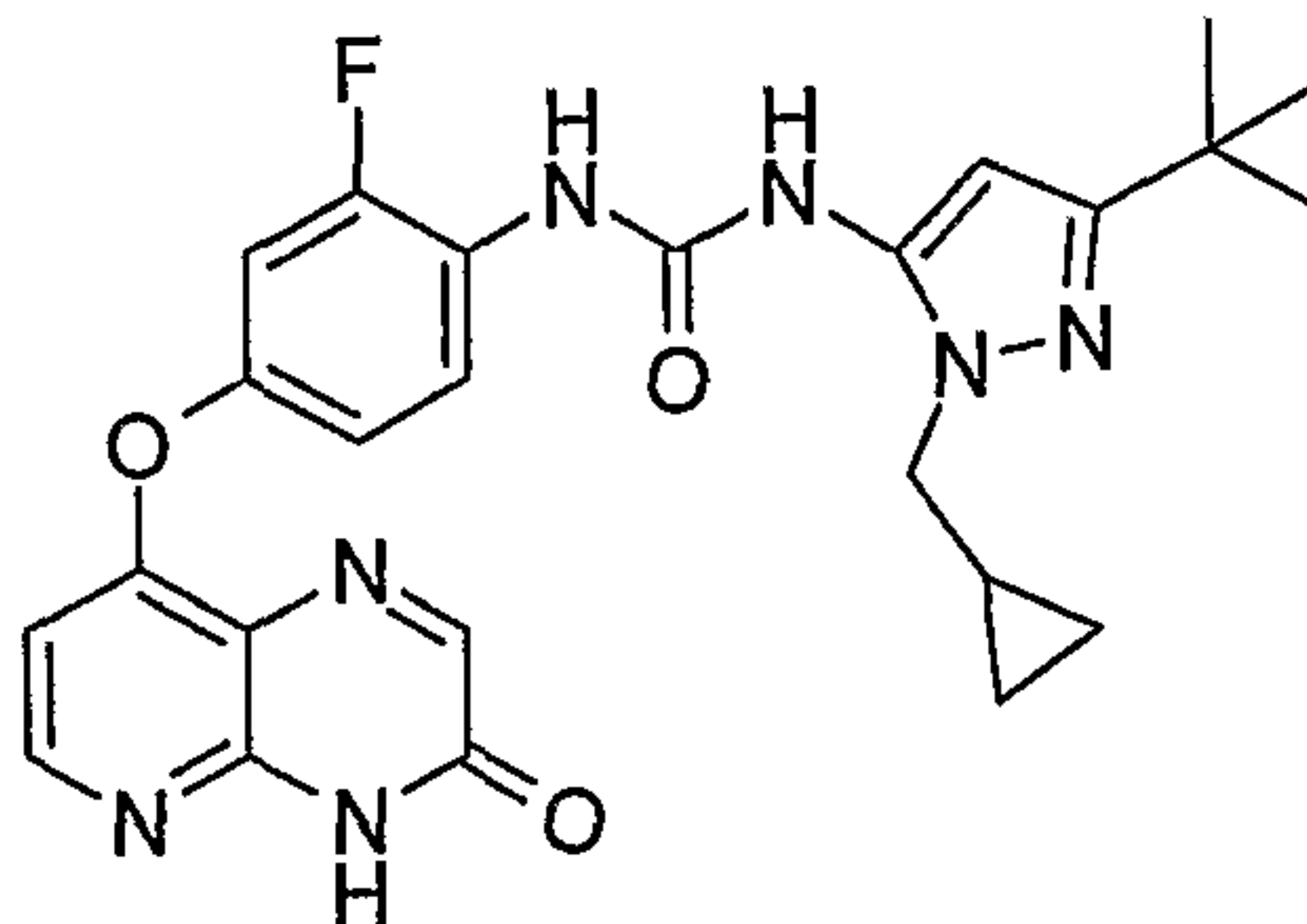
- 204 -

$^1\text{H-NMR}$ (DMSO- d_6), δ (ppm), J (Hz): 1.26 (s, 9H, *tert*- Bu), 2.78 (d, 6H, $J=4.8$, $\text{CH}_2\text{CH}_2\text{N}^+\text{H}(\text{CH}_3)_2$), 3.50 (q, 2H, $J=5.3$, $\text{CH}_2\text{CH}_2\text{NMe}_2$), 4.82 (t, 2H, $J=6.6$, $\text{CH}_2\text{CH}_2\text{NMe}_2$), 6.78 (s, 1H, H_{arom}), 10.66 (br s, 1H, COOH); LC-MS (m/z): 240.2 (M+H, 100), $t_r=1.56$ min.

5

Synthesis 187

1-(3-*Tert*-butyl-1-(cyclopropylmethyl)-1*H*-pyrazol-5-yl)-3-(2-fluoro-4-(3-oxo-3,4-dihydropyrido[3,2-*b*]pyrazin-8-yloxy)phenyl)urea (AA-097)



10 Method F5: 3-*tert*-butyl-1-(cyclopropylmethyl)-1*H*-pyrazole-5-carboxylic acid (51 mg, 0.229 mmol) was put under Ar and dry triethylamine (30 μL , 0.23 mmol) and dry DMF (1mL) were subsequently added. The mixture was cooled to 0°C , DPPA (1 equiv) was added at once and the solution was stirred at 0°C for an additional 30 min and then at RT for 1h. Then, 8-(4-amino-3-fluorophenoxy)pyrido[2,3-*b*]pyrazin-3(4*H*)-one (31.9 mg, 0.117

15 mmol) was added at once and the solution was heated to 100°C for 45 min. The resulting yellow solution was subsequently cooled to RT, diluted with EtOAc. The organic layer was washed with H_2O , 0.1 M citric acid, saturated aqueous NaHCO_3 , brine, dried and concentrated to dryness to give a yellow solid. Et_2O was added and the mixture was sonicated for 10 min and left to stand. The precipitate was filtered off and washed with

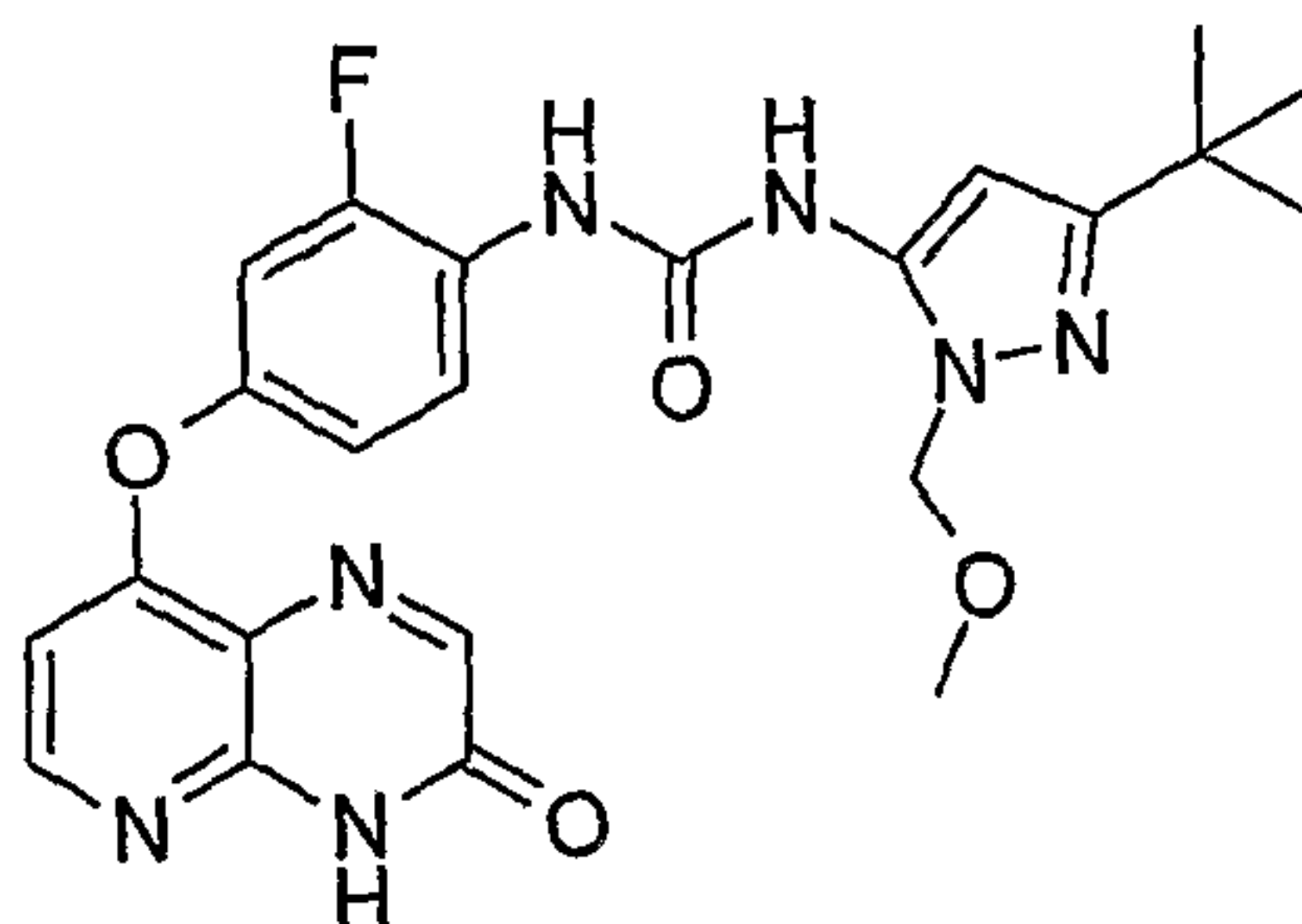
20 Et_2O to give the desired urea. Yield: 35 mg (62%) of a white solid.

$^1\text{H-NMR}$ (DMSO- d_6), δ (ppm), J (Hz): 0.35 (m, 2H, $\text{H}_{\text{cyclopropyl}}$), 0.47 (m, 2H, $\text{H}_{\text{cyclopropyl}}$), 1.24 (m, 10H, *tert*- Bu + $\text{H}_{\text{cyclopropyl}}$), 3.84 (d, 2H, $J=6.7$, NCH_2), 6.12 (s, 1H, $\text{H}_{\text{Pyrazole}}$), 6.66 (d, $J=5.6$, 1H, H_{Py}), 7.07 (m, 1H, H_{arom}), 7.34 (m, 1H, H_{arom}), 8.20 (m, 2H, H_{arom}), 8.38 (d, $J=5.6$, 1H, H_{Py}), 8.80 (br s, 1H, NH), 8.85 (br s, 1H, NH), 12.93 (br s, 1H, NH); $^{19}\text{F-NMR}$ (DMSO- d_6), δ (ppm): -125.0; LC-MS (m/z): 492.1 (M+H, 100), 2.54 min; HRMS (3.10 min): m/z calcd. for $\text{C}_{25}\text{H}_{27}\text{FN}_7\text{O}_3$ (M+H, 100) $^+$: 492.21539; found: 492.21664.

- 205 -

Synthesis 188

1-(3-*Tert*-butyl-1-(methoxymethyl)-1*H*-pyrazol-5-yl)-3-(2-fluoro-4-(3-oxo-3,4-dihydropyrido[3,2-*b*]pyrazin-8-yloxy)phenyl)urea (AA-098)



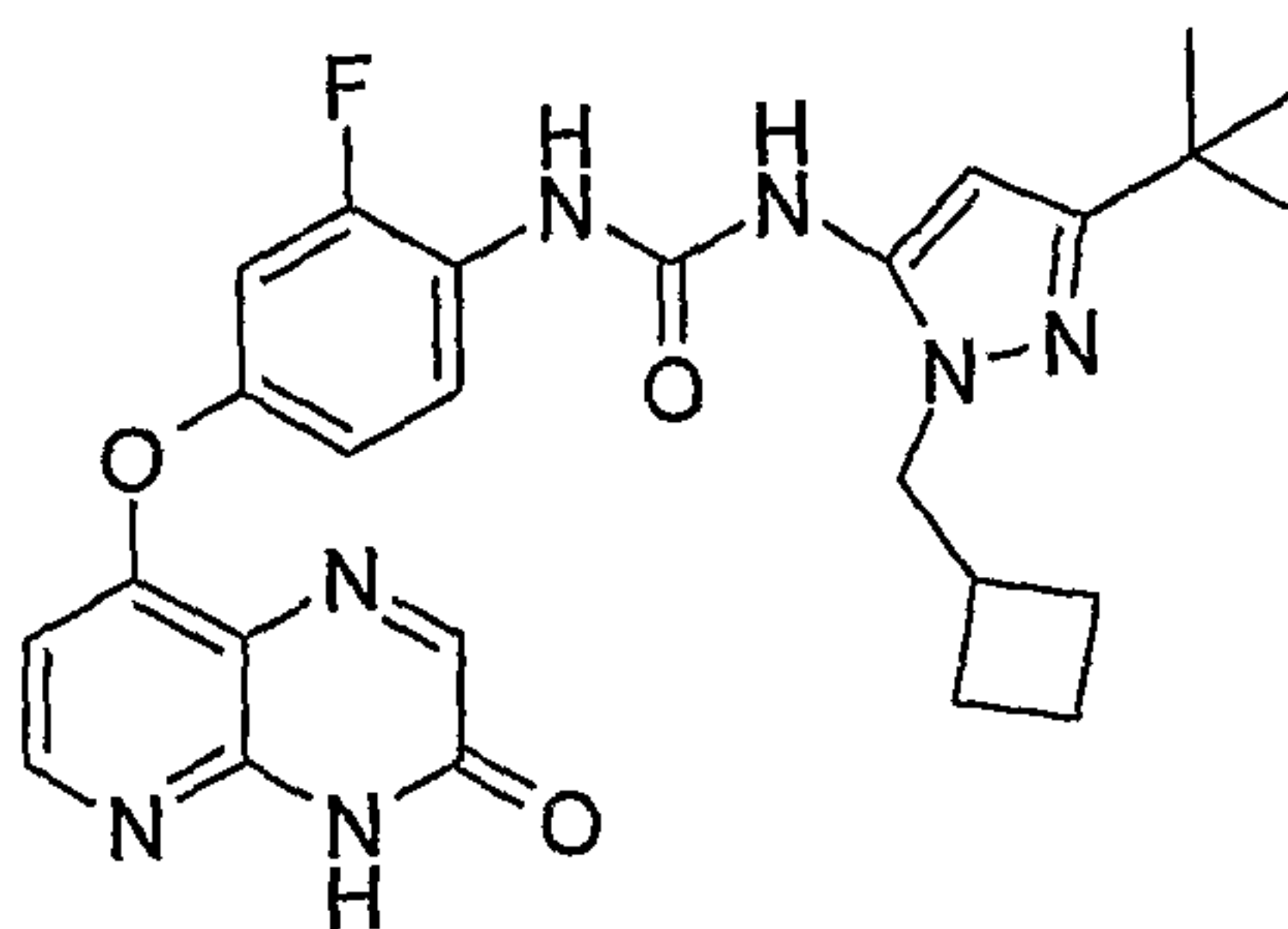
5 Method F5 was employed, using 3-*tert*-butyl-1-(methoxymethyl)-1*H*-pyrazole-5-carboxylic acid (49.5 mg, 0.233 mmol) and 8-(4-amino-3-fluorophenoxy)-pyrido[2,3-*b*]pyrazin-3(4*H*)-one (31.9 mg, 0.117 mmol). Yield: 45 mg (80%) of a white solid.

10 ¹H-NMR (DMSO-*d*₆), δ (ppm), J (Hz): 1.24 (s, 9H, *tert*- Bu), 3.25 (s, 3H, OCH₃), 5.28 (s, 2H, OCH₂N), 6.26 (s, 1H, H_{arom}), 6.67 (d, J=5.6, 1H, H_{Py}), 7.07 (m, 1H, H_{arom}), 7.34 (m, 1H, H_{arom}), 8.22 (m, 2H, H_{arom}), 8.38 (d, J=5.6, 1H, H_{Py}), 9.01 (br s, 1H, NH), 9.11 (br s, 1H, NH), 12.93 (br s, 1H, NH); ¹³C-NMR (DMSO-*d*₆), δ (ppm), J (Hz): 30.1, 31.8, 55.7, 77.5, 93.1, 106.5, 108.5 (d, J_{FC}=22.9), 116.5 (d, J_{FC}=3.3), 118.4, 121.5, 124.9 (d, J_{FC}=12.0), 137.6, 145.5, 148.5 (d, J_{FC}=10.4), 150.9, 151.2, 152.2, 152.3 (d, J_{FC}=245), 156.5, 159.9, 160.5; LC-MS (*m/z*): 482.1 (M+H, 100), 2.48 min; HRMS (3.05 min): *m/z* calcd. for C₂₃H₂₄FN₇NaO₄ [M+Na]⁺: 504.17660; found: 504.17641.

15

Synthesis 189

20 1-(3-*Tert*-butyl-1-(cyclobutylmethyl)-1*H*-pyrazol-5-yl)-3-(2-fluoro-4-(3-oxo-3,4-dihydropyrido[3,2-*b*]pyrazin-8-yloxy)phenyl)urea (AA-099)



Method F5 was employed, using 3-*tert*-butyl-1-(cyclobutylmethyl)-1*H*-pyrazole-5-carboxylic acid (78.5 mg, 0.332 mmol) and 8-(4-amino-3-fluorophenoxy)-pyrido[2,3-*b*]pyrazin-3(4*H*)-one (41 mg, 0.151 mmol). Yield: 50 mg (60%) of a white solid.

25

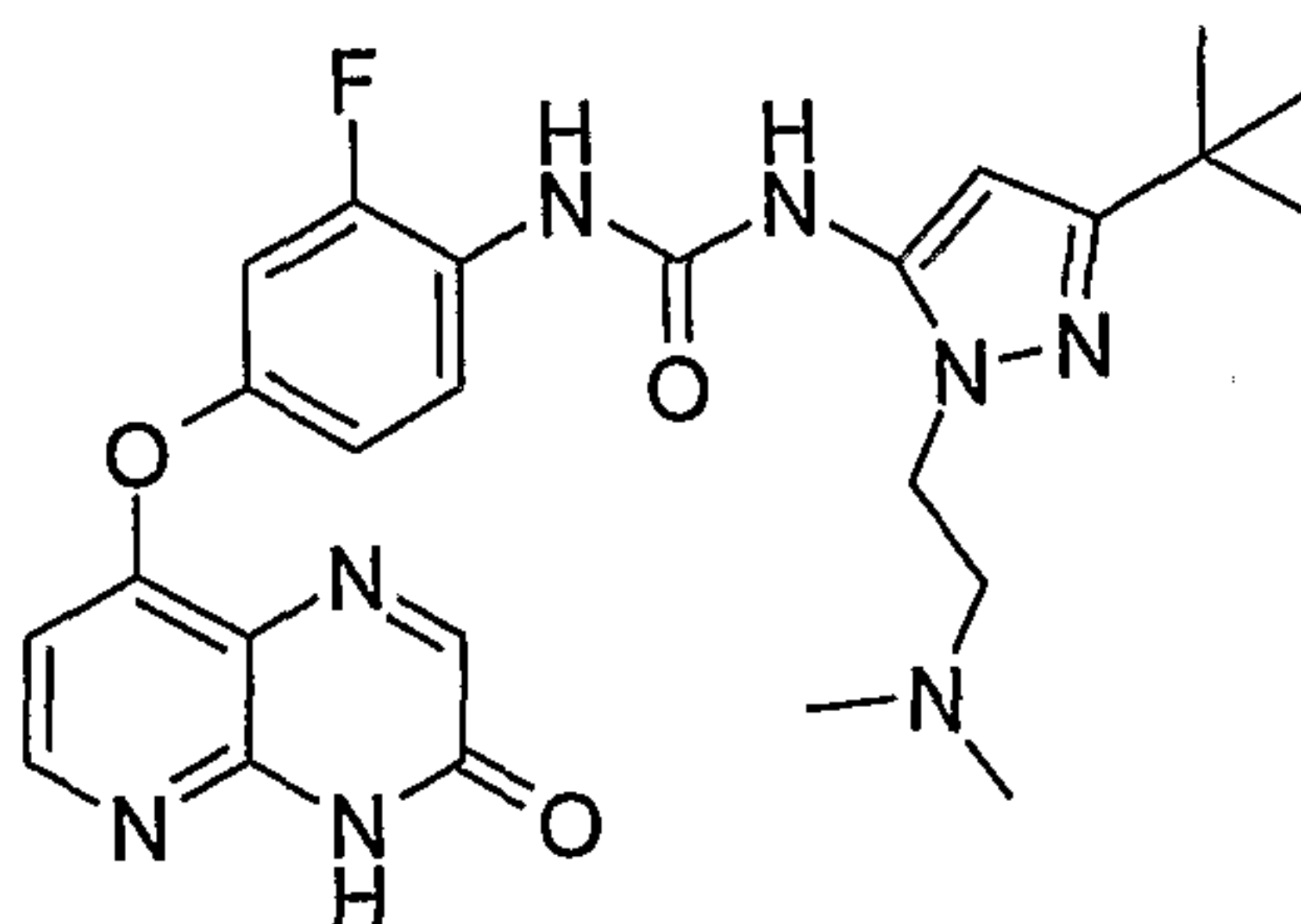
¹H-NMR (DMSO-*d*₆), δ (ppm), J (Hz): 1.22 (s, 9H, *tert*- Bu), 1.82 (m, 4H, CH₂), 1.98 (m, 2H, CH₂), 2.72 (sept, 1H, J=7.1, CH), 3.96 (d, 2H, J=7.1, NCH₂), 6.11 (s, 1H, H_{arom}), 6.66 (d, J=5.6, 1H, H_{Py}), 7.07 (m, 1H, H_{arom}), 7.33 (m, 1H, H_{arom}), 8.21 (m, 2H, H_{arom}), 8.38 (d, J=5.6, 1H, H_{Py}), 8.79 (br s, 1H, NH), 8.83 (br s, 1H, NH), 12.93 (br s, 1H, NH); ¹³C-NMR

- 206 -

(DMSO-d₆), δ (ppm), J (Hz): 16.4, 23.9, 29.0, 30.4, 33.7, 50.5, 91.7, 105.2, 107.1 (d, $J_{FC}=22.4$), 115.2, 117.0, 120.2, 123.7 (d, $J_{FC}=10.7$), 134.8, 144.2, 147.1 (d, $J_{FC}=10.3$), 149.8, 150.0, 150.8, 150.9 (d, $J_{FC}=245$), 155.1, 157.3, 159.2 LC-MS (m/z): 507.1 (M+H, 100), 2.65 min; HRMS (3.24 min): m/z calcd. for C₂₆H₂₈FN₇NaO₃ [M+Na]⁺: 528.21299; found: 528.21311.

Synthesis 190

1-(3-*Tert*-butyl-1-(2-(dimethylamino)ethyl)-1*H*-pyrazol-5-yl)-3-(2-fluoro-4-(3-oxo-3,4-dihydropyrido[3,2-*b*]pyrazin-8-yloxy)phenyl)urea (AA-100)



10

Method F5 was employed, using 3-*tert*-butyl-1-(2-(dimethylamino)ethyl)-1*H*-pyrazole-5-carboxylic acid hydrochloride (89 mg, 0.323 mmol) and 8-(4-amino-3-fluorophenoxy)-pyrido[2,3-*b*]pyrazin-3(4*H*)-one (41 mg, 0.151 mmol). Two equiv of triethylamine were used and the citric acid wash was not performed. Yield: 34 mg (41%) of an orange solid.

15

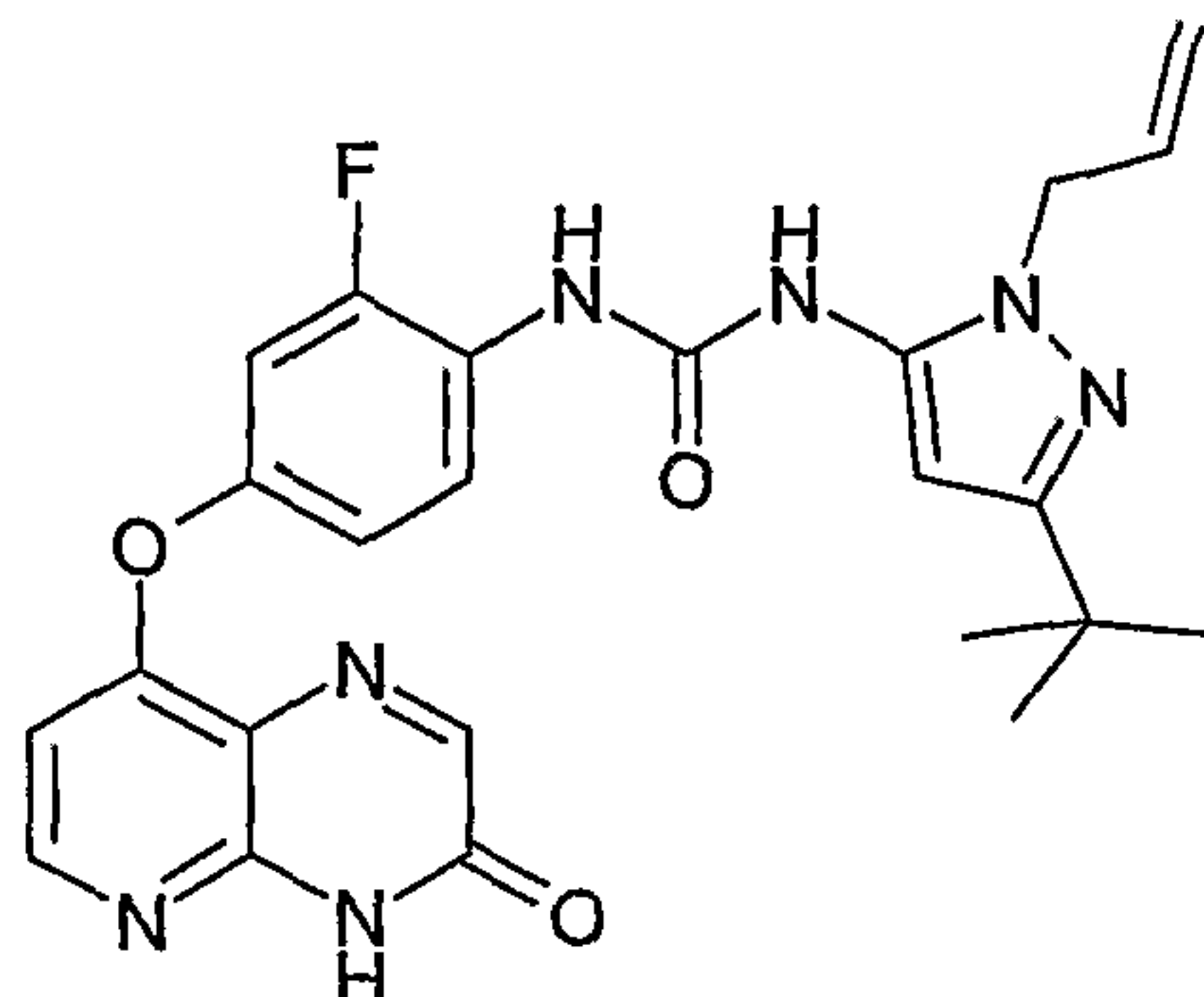
¹H-NMR (DMSO-d₆), δ (ppm), J (Hz): 1.21 (s, 9H, *tert*-Bu), 2.24 (s, 6H, CH₂CH₂N(CH₃)₂), 2.68 (t, 2H, J=6.8, CH₂CH₂NMe₂), 4.04 (t, 2H, J=6.8, CH₂CH₂NMe₂), 6.10 (s, 1H, PyZH), 6.64 (d, J=5.6, 1H, PyrH), 7.06 (m, 1H, H_{arom}), 7.33 (m, 1H, H_{arom}), 8.16 (m, 2H, H_{arom}), 8.37 (d, J=5.6, 1H, PyrH), 8.89 (br s, 1H, NH), 9.05 (br s, 1H, NH), 12.92 (br s, 1H, NH); ¹³C-NMR (DMSO-d₆), δ (ppm), J (Hz): 30.3, 31.8, 45.0, 45.5, 57.8, 93.7, 106.5, 108.5 (d, $J_{FC}=22.4$), 116.4, 118.4, 122.1, 124.9 (d, $J_{FC}=10.7$), 136.6, 145.5, 148.7 (d, $J_{FC}=10.3$), 151.2, 151.6, 152.2, 152.5 (d, $J_{FC}=245$), 156.5, 159.0, 160.5; ¹⁹F-NMR (DMSO-d₆), δ (ppm): -124.5; LC-MS (1.90 min): m/z 509.1 (M+H, 100); HRMS (3.24 min): m/z calcd. for C₂₅H₃₀FN₈O₃ (M+H, 100)⁺: 509.24194; found: 509.24249.

25

- 207 -

Synthesis 191

5-[(4-amino-2-fluorophenyl-oxy)carbonylamino-5-(1-N-allyl-3-t-butyl-imidazolyl)]-pyridin-[2, 3]-3-pyrazin-2-one (AA-095).



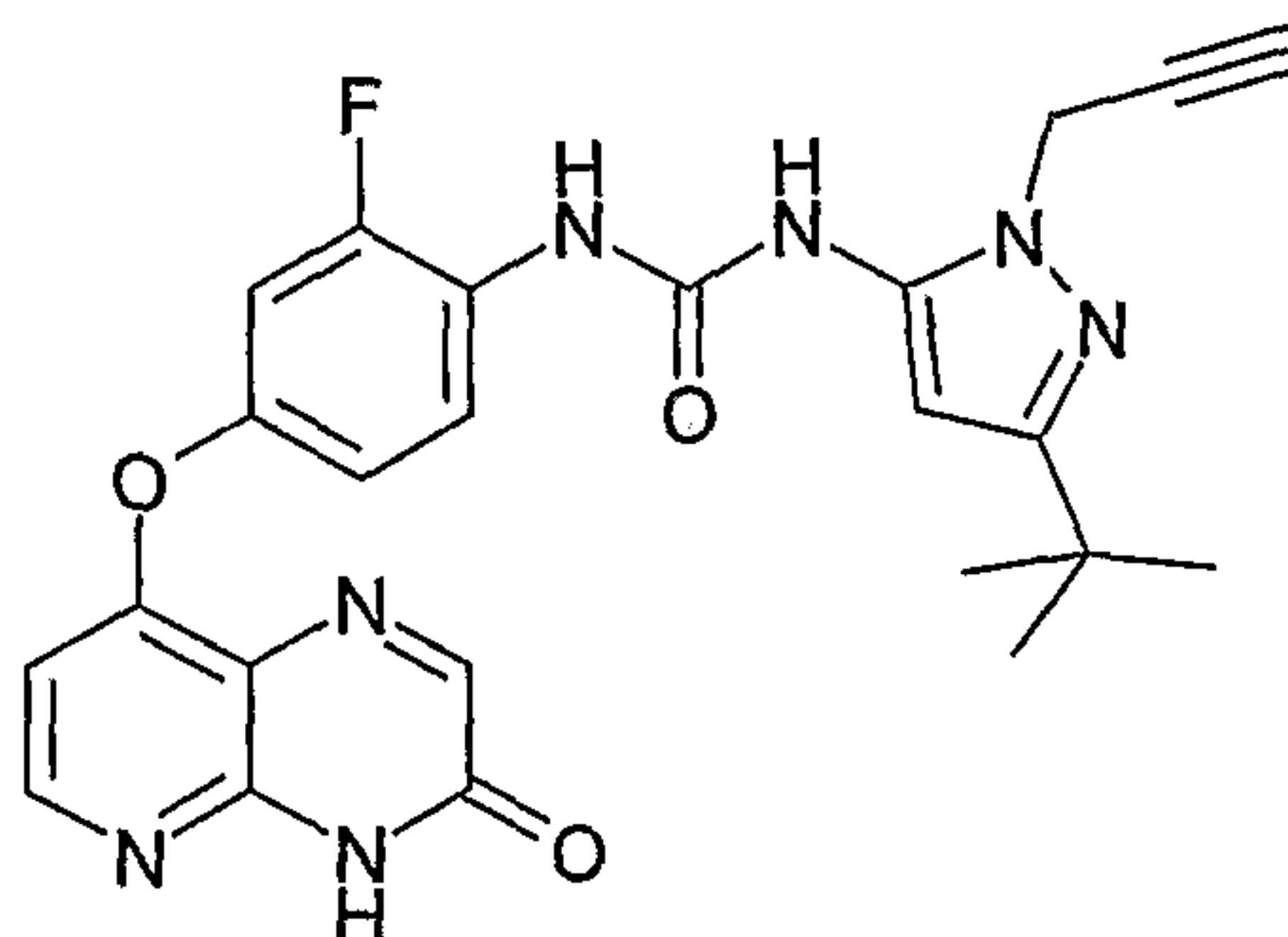
5 Method F2 was used with 34 mg (0.13 mmol) of 5-(4-amino-2-fluoro-phenyl-oxy)-pyridin-[2,3]-pyrazin-2-one, and 0.26 mmol of 1-N-allyl-3-t-butyl-imidazolyl-5-isocyanate, 38 mg (yield, 42%) of the desired product were obtained.

¹H-NMR (DMSO-d₆), δ (ppm), J (Hz): δ 4.59 (d, 2H, J=2.5 Hz), 4.90 (d, 1H, J = 18.6 Hz), 5.15 (d, 1H, J = 10.3 Hz), 5.92-6.00 (m, 1H), 6.15 (s, 1H_{pyz}), 6.64 (d, 1H, J = 5.7 Hz), 7.05 (d, 1H, J = 8.6 Hz), 7.34 (d, 2H, J = 11.7 Hz), 8.18 (s, 1H_{pyrazine}), 8.20 (t, 1H, J = 9.1 Hz), 8.37 (d, 1H, J = 5.7 Hz), 8.81 (s, 1H, NH), 8.86 (s, 1H, NH), 12.95 (s, 1H, NH). LC-MS (m/z): m/z: 478.1 (M+H, 100)⁺, rt = 2.51 min; HRMS: (M+Na)⁺ calcd for C₂₄H₂₄FN₇O₃Na, 500.1817, found: 500.1816.

15

Synthesis 192

5-[(4-amino-2-fluorophenyl-oxy)carbonylamino-5-(1-N-propargyl-3-t-butyl-imidazolyl)]-pyridin-[2, 3]-3-pyrazin-2-one (AA-096)



20 Method F2 was used with 35 mg (0.13 mmol) of 5-(4-amino-2-fluoro-phenyl-oxy)-pyridin-[2,3]-pyrazin-2-one, and 0.2 mmol of 1-N-propargyl-3-t-butyl-imidazolyl-5-isocyanate, 49 mg (yield, 80%) of the desired product were obtained.

¹H-NMR (DMSO-d₆), δ (ppm), J (Hz): δ 4.82 (s, 2H), 6.15 (s, 1H_{pyrazole}), 6.65 (d, 1H, J = 5.7 Hz), 7.06 (d, 1H, J = 8.7 Hz), 7.35 (d, 2H, J = 11.7 Hz), 8.18 (s, 1H_{pyrazine}), 8.20 (t, 1H, J = 9.1 Hz), 8.37 (d, 1H, J = 5.7 Hz), 8.91 (s, 1H, NH), 9.02 (s, 1H, NH), 12.95 (s, 1H,

25

- 208 -

NH). LC-MS (m/z): 476.1 (M+H, 100), $rt = 2.41$ min; HRMS: (M+H, 100)+ calcd for $C_{24}H_{22}FN_7O_3$ 476.1841, found: 476.1844.

Biological Methods

5

Biological Methods - DELFIA Kinase Assay

Compounds were assessed by a kinase assay performed according to the following protocol.

10

The following reagents were prepared:

DELFIA Kinase Buffer (DKB):

Reagent	Stock Concentration	Volume per mL (μ L)	Volume per 10 mL plate (μ L)
20 mM MOPS pH 7.2	0.2 M	100	1000
0.5 M EGTA pH 8.0	0.5 M	10	100
10 mM $MgCl_2$	1 M	10	100
0.1% β -mercaptoethanol	-	1	10
25 mM β -glycerophosphate	0.5 M	50	500
Water	100%	829	8290

15

MOPS = 3-[N-Morpholino] propanesulfonic acid (Sigma M3183).

EGTA = Ethylene glycol-bis(2-aminoethylether)-N,N,N',N'-tetraacetic acid (Sigma E3889).

DKB1 (DKB with B-RAF and MEK protein):

20

Combine 4950 μ L of DKB and 50 μ L of 2.5 mg/ml GST-MEK stock (to give 1 mg of MEK per 40 μ L). Then add 22.5 μ L of B-RAF to give \sim 0.2 μ L of B-RAF per 40 μ L.

DKB2 (DKB with MEK protein):

25

Combine 4950 μ L of DKB and 50 μ L of 2.5 mg/ml GST-MEK stock (to give 1 mg of MEK per 40 μ L). Use 500 μ L of this for the blow out (BO) and the empty vector (EV) control.

ATP:

100 mM stock, dilute to 500 μ M to give 100 μ M final concentration in assay.

- 209 -

Inhibitors (Test Compounds):

100 mM stock, dilute to 10, 3, 1, 0.3, 0.1, 0.03, 0.01, 0.003, 0.001, 0.0003, 0.0001mM in DMSO in drug plate, resulting in concentration of 100, 30, 10, 3, 1, 0.3, 0.1, 0.03, 0.01, 0.003, 0.001 μ M in the assay.

5

Primary antibody:

Phospho-MEK1/2 CST #9121S diluted 1:1000 in DELFIA assay buffer (AB). Preincubate antibody in the AB for 30 minutes at room temperature prior to use.

10 *Secondary antibody:*

Anti-rabbit-Eur labelled secondary Perkin Elmer #AD0105 diluted 1:1000 in DELFIA assay buffer (AB). Preincubate antibody in the AB for 30 minutes at room temperature prior to use. (Primary and secondary antibodies were incubated together.)

15 *Tween:*

0.1% Tween 20 in water.

Assay Buffer:

DELFIA assay buffer Perkin Elmer #4002-0010.

20

Enhancement Solution:

DELFIA enhancement solution Perkin Elmer #4001-0010.

Assay Plates:

25 96 well glutathione-coated black plate Perbio #15340.

Procedure:

- 30 1. Preblock wells with 5% milk in TBS for 1 hour.
2. Wash wells with 3 x with 200 μ L TBS.
3. Plate out 40 μ L of DKB1 for all inhibitors (test compounds), DMSO control, and optionally other control compounds.
- 35 4. Plate out 40 μ L of DKB2 for BO and EV wells.
5. Add inhibitors (test compounds) at 0.5 μ L per well according to desired plate layout.
- 40 6. Add 0.5 μ L DMSO to vehicle control wells.

- 210 -

7. Add 2 μ L of B-RAF to BO and EV wells.

8. Pre-incubate with inhibitors (test compounds) for 10 minutes at room temperature with shaking.

5

9. Add 10 μ L of 500 μ M ATP stock, in DKB, to give 100 μ M assay concentration.

10. Seal plates with TopSeal and incubate at room temperature with shaking for 45 minutes.

10

11. Wash plates 3 x with 200 μ L 0.1% Tween20/Water to terminate reaction.

12. Add 50 μ L per well of antibody mix and incubate for 1 hour at room temperature with shaking.

15

13. Wash plates 3 x with 200 μ L 0.1% Tween20/Water.

14. Add 100 μ L DELFIA enhancement solution per well, cover in foil, and incubate at room temperature for 30 minutes with shaking.

20

15. Read on Victor using Europium protocol.

Values for the blank (Empty Vector) are subtracted from all values. The DMSO controls are set as 100% activity and assay points (the response) are calculated as a percentage of the DMSO control. Data are plotted using Graphpad Prism software and a non-linear regression line is calculated using a variable slope sigmoidal dose-response equation ($Y = \text{Bottom} + (\text{Top} - \text{Bottom}) / (1 + 10^{((\text{LogEC50} - X) * \text{HillSlope}))}$) where X is the logarithm of concentration. Y is the response). The IC50 generated by this procedure is the concentration of the drug that produces a percentage control fluorescence value midway between the saturation, and zero-effect plateaus. Three independent assays are usually performed and the mean IC50 is reported.

25

30

Biological Methods - Cell Based Phosho-ERK Assay

35 Compounds were assessed using a cell-based assay which was performed according to the following protocol.

Day 0:

Plate out 16,000 cells/well in 99 μ L medium in a 96-well plate.

40

- 211 -

Day 1:

1. Add 1 μ L inhibitor to the cells (total 1 μ L solution).
2. Incubate the cells with test compound for 6 hours at 37°C.
3. Aspirate off the solution from all of the wells.
- 5 4. Fixate the cells with 100 μ L 4% formaldehyde/0.25% Triton X-100 PBS per well.
5. Incubate the plate for 1 hour at 4°C.
6. Aspirate off the fixing solution and add 300 μ L TBS per well.
7. Leave the plate overnight at 4°C.

10 *Day 2:*

1. Wash the plate 2x with 200 μ L PBS per well.
2. Block with 100 μ L 5% dried milk in TBS.
3. Incubate the plate for 20 minutes at 37°C.
4. Wash the plate 2x with 0.1% tween/H₂O.
- 15 5. Add 50 μ L of 3 μ g/mL primary antibody pERK (Sigma M8159), diluted in 5% milk powder/TBS, to each well.
6. Incubate the plate for 2 hours at 37°C.
7. Wash the plate 3x with 0.1% tween/H₂O.
8. Add 50 μ L of 0.45 μ g/mL secondary Europium-labelled anti-mouse antibody (Perkin
20 Elmer) to each well.
9. Incubate the plate for 1 hour at 37°C.
10. Wash the plate 3x with 0.1% tween/H₂O.
11. Add 100 μ L enhancement solution (Perkin Elmer) to each well.
12. Leave the plate for approximately 10 minutes at room temperature before gently
25 shaking the plate.
13. Read Europium Time Resolved Fluorescence in Victor2.
14. Wash the plate 2x with 0.1% tween/H₂O.
15. Measure the protein concentration with BCA (Sigma) by adding 200 μ L of solution
per well.
- 30 16. Incubate the plate for 30 minutes at 37°C.
17. Read absorbance levels at 570 nm in a plate reader.

Note that Europium counts are normalised for protein levels by dividing counts by absorbance.

35

Values for the blank (no cells) are subtracted from all values. The DMSO controls are set as 100% activity and assay points (the response) are calculated as a percentage of the DMSO control. Data are plotted using Graphpad Prism software and a non-linear regression line is calculated using a variable slope sigmoidal dose-response equation
40 $(Y = \text{Bottom} + (\text{Top} - \text{Bottom}) / (1 + 10^{((\text{LogEC50} - X) * \text{HillSlope}))})$ where X is the logarithm of concentration. Y is the response). The IC₅₀ generated by this procedure is the

- 212 -

concentration of the drug that produces a percentage control fluorescence value midway between the saturation, and zero-effect plateaus. Three independent assays are usually performed and the mean IC50 is reported.

5 Biological Methods - SRB Cell Proliferation Assay (SRB GI₅₀)

Cultures of WM266.4 melanoma cells are routinely cultured in DMEM/10% foetal bovine serum, at 37°C, in 5% CO₂ water saturated atmosphere. Cultures are maintained in exponential growth phase by sub-culturing before having become confluent (3-5 day intervals). Single cell suspensions are prepared by harvesting an 80 cm² tissue culture flask with 5 mL commercial trypsin EDTA. After 5 minutes, the detached cells are mixed with 5 mL fully complemented culture medium and centrifugally pelleted (1000 rpm for 7 minutes). After aspirating the supernatant, the cell pellet is re-suspended in 10mL fresh medium and the cells fully disaggregated by drawing the whole volume up/down 5 times through a 19-gauge needle. The concentration of the cells is determined using a haemocytometer (1/10 dilution). A suitable volume to give at least a 2-fold excess for the number of tests being conducted, typically 100-200 mL, is prepared by diluting the cell suspension to 10,000 /mL, and 100 µL/well dispensed into 96 well plates using a programmable 8-channel peristaltic pump, giving 1000 cells/well, leaving column 12 blank. The plates are returned to the incubator for 24 hours to allow the cells to re-attach.

The compounds being tested are prepared at 20 mM in dimethylsulphoxide. Aliquots (200 µL) are diluted into 20 mL culture medium giving 200 µM, and 10 serial dilutions of 3x performed by transferring 5 mL to 10 mL. Aliquots (100 µL) of each dilution are added to the wells, using an 8-channel pipettor, thus performing a final further 2x dilution, and giving doses ranging from 100 µM to 0.005 µM. Column 11 receives plain culture medium only. Each compound is tested in quadruplicate, each replicate being the average of four wells, and two plates per compound.

After a further 6 days growth, the plates are emptied, and the cells are fixed in 10% trichloroacetic acid for 10 minutes on ice. After thorough rinsing in running tap water, the plates are dried, and stained by adding 50 µL of a solution of 0.1% sulphorhodamine-B in 1% acetic acid, for 10 minutes at room temperature. The stain is poured out and the plates thoroughly rinsed under a stream of 1% acetic acid, thus removing unbound stain, and dried. The bound stain is taken into solution by addition of 150 µL Tris buffer pH 8, followed by 10 minutes on a plate-shaker (approximately 500 rpm). The absorbance at 540 nm in each well (being proportional to the number of cells present) is determined using a plate reader.

After averaging the results in rows A-D and E-H, the blank value (row 12) is subtracted, and results expressed as percentage of the untreated value (row 11). The 10 values so

- 213 -

derived (in quadruplicate) are plotted against the logarithm of the drug concentration, and analysed by non-linear regression to a four parameter logistic equation, setting constraints if suggested by inspection. The GI_{50} generated by this procedure is the concentration of the drug that produces a percentage control A_{540} midway between the saturation, and zero-effect plateaus.

Biological Results

The following compounds were tested in the "DELFI A Kinase Assay" described above:
10 AA-001 through AA-056.

The following compounds have an IC_{50} BRAF of less than 1.0 μ M:
AA-001, AA-002, AA-003, AA-004, AA-005, AA-006, AA-007, AA-008, AA-009, AA-010,
AA-011, AA-012, AA-013, AA-014, AA-015, AA-016, AA-017, AA-018, AA-019, AA-020,
15 AA-021, AA-022, AA-023, AA-024, AA-025, AA-026, AA-027, AA-028, AA-029, AA-030,
AA-031, AA-032, AA-034, AA-037, AA-038, AA-039, AA-042, AA-044, AA-045, AA-046,
AA-047, AA-048, AA-049, AA-050, AA-051, AA-052, AA-053, AA-054, AA-055, AA-056.

Additionally, the following compounds were tested in the "DELFI A Kinase Assay"
20 described above: AA-001 through AA-098.

The following compounds have an IC_{50} BRAF of less than 0.1 μ M:
AA-002, AA-003, AA-004, AA-005, AA-006, AA-007, AA-008, AA-009, AA-010, AA-011,
AA-014, AA-015, AA-017, AA-018, AA-019, AA-020, AA-021, AA-023, AA-024, AA-025,
25 AA-026, AA-027, AA-028, AA-029, AA-032, AA-044, AA-045, AA-047, AA-048, AA-050,
AA-051, AA-052, AA-054, AA-060, AA-061, AA-062, AA-063, AA-064, AA-065, AA-067,
AA-069, AA-072, AA-074, AA-075, AA-079, AA-080, AA-086, AA-087, AA-088, AA-093,
AA-094, AA-095, AA-096, AA-097, AA-098.

30 The following compounds have an IC_{50} BRAF of at least 0.1 μ M and less than 1.0 μ M:
AA-001, AA-012, AA-013, AA-016, AA-022, AA-030, AA-031, AA-033, AA-034, AA-035,
AA-037, AA-038, AA-039, AA-040, AA-041, AA-042, AA-043, AA-046, AA-049, AA-053,
AA-055, AA-056, AA-057, AA-058, AA-059, AA-066, AA-068, AA-071, AA-076, AA-077,
AA-078, AA-081, AA-082, AA-083, AA-084, AA-085, AA-089, AA-090, AA-091, AA-092.

35 One compound, compound AA-016, has an IC_{50} BRAF of 0.252 μ M.

* * *

40 The following compounds were tested in the "Cell Based Phospho-ERK Assay" described above: AA-001 through AA-056.

- 214 -

The following compounds have an IC₅₀ pERK of less than 10 μ M:

AA-001, AA-002, AA-003, AA-004, AA-005, AA-006, AA-007, AA-008, AA-009, AA-010,
AA-011, AA-013, AA-014, AA-015, AA-016, AA-017, AA-018, AA-019, AA-020, AA-021,
5 AA-022, AA-023, AA-024, AA-025, AA-026, AA-027, AA-028, AA-029, AA-031, AA-033,
AA-034, AA-035, AA-036, AA-037, AA-038, AA-039, AA-040, AA-041, AA-043, AA-044,
AA-045, AA-046, AA-050, AA-051, AA-052, AA-053, AA-054.

10 Additionally, the following compounds were tested in the "Cell Based Phospho-ERK
Assay" described above: AA-001 through AA-099.

The following compounds have an IC₅₀ pERK of less than 1.0 μ M:

AA-003, AA-006, AA-008, AA-009, AA-010, AA-011, AA-014, AA-015, AA-016, AA-017,
AA-018, AA-019, AA-023, AA-024, AA-025, AA-026, AA-028, AA-031, AA-033, AA-034,
15 AA-035, AA-036, AA-040, AA-041, AA-051, AA-052, AA-053, AA-057, AA-059, AA-060,
AA-061, AA-062, AA-063, AA-064, AA-065, AA-066, AA-067, AA-071, AA-072, AA-073,
AA-074, AA-075, AA-077, AA-078, AA-079, AA-080, AA-081, AA-084, AA-085, AA-087,
AA-088, AA-089, AA-090, AA-091, AA-093, AA-094, AA-095, AA-096, AA-097, AA-099.

20 The following compounds have an IC₅₀ pERK of at least 1.0 μ M and less than 10 μ M:
AA-001, AA-002, AA-004, AA-005, AA-007, AA-013, AA-020, AA-021, AA-022, AA-027,
AA-029, AA-037, AA-038, AA-039, AA-043, AA-044, AA-045, AA-046, AA-050, AA-054,
AA-058, AA-069, AA-070, AA-076, AA-083, AA-086, AA-092, AA-098.

25 One compound, compound AA-016, has an IC₅₀ ppERK of 0.096 μ M.

* * *

30 The following compounds were tested in the "SRB Cell Proliferation Assay" described
above: AA-001 through AA-036 and AA-038 through AA-056.

The following compounds have a GI₅₀ SRB of less than 10 μ M:

AA-001, AA-002, AA-003, AA-004, AA-005, AA-006, AA-008, AA-009, AA-010, AA-011,
AA-013, AA-014, AA-015, AA-016, AA-017, AA-018, AA-019, AA-020, AA-021, AA-022,
35 AA-023, AA-024, AA-025, AA-026, AA-027, AA-028, AA-029, AA-030, AA-031, AA-032,
AA-033, AA-034, AA-035, AA-036, AA-037, AA-038, AA-039, AA-040, AA-041, AA-042,
AA-043, AA-044, AA-045, AA-046, AA-047, AA-048, AA-049, AA-050, AA-051, AA-052,
AA-053, AA-054, AA-056.

40 Additionally, the following compounds were tested in the "SRB Cell Proliferation Assay"
described above: AA-001 through AA-036 and AA-038 through AA-099.

- 215 -

The following compounds have an GI50 SRB of less than 1.0 μM :

AA-005, AA-006, AA-008, AA-009, AA-010, AA-011, AA-014, AA-015, AA-016, AA-017,
AA-018, AA-019, AA-023, AA-024, AA-027, AA-028, AA-031, AA-033, AA-034, AA-035,
5 AA-038, AA-040, AA-041, AA-051, AA-052, AA-053, AA-056, AA-057, AA-059, AA-060,
AA-061, AA-062, AA-063, AA-064, AA-065, AA-066, AA-067, AA-071, AA-073, AA-074,
AA-075, AA-077, AA-078, AA-079, AA-080, AA-081, AA-084, AA-085, AA-087, AA-088,
AA-089, AA-090, AA-091.

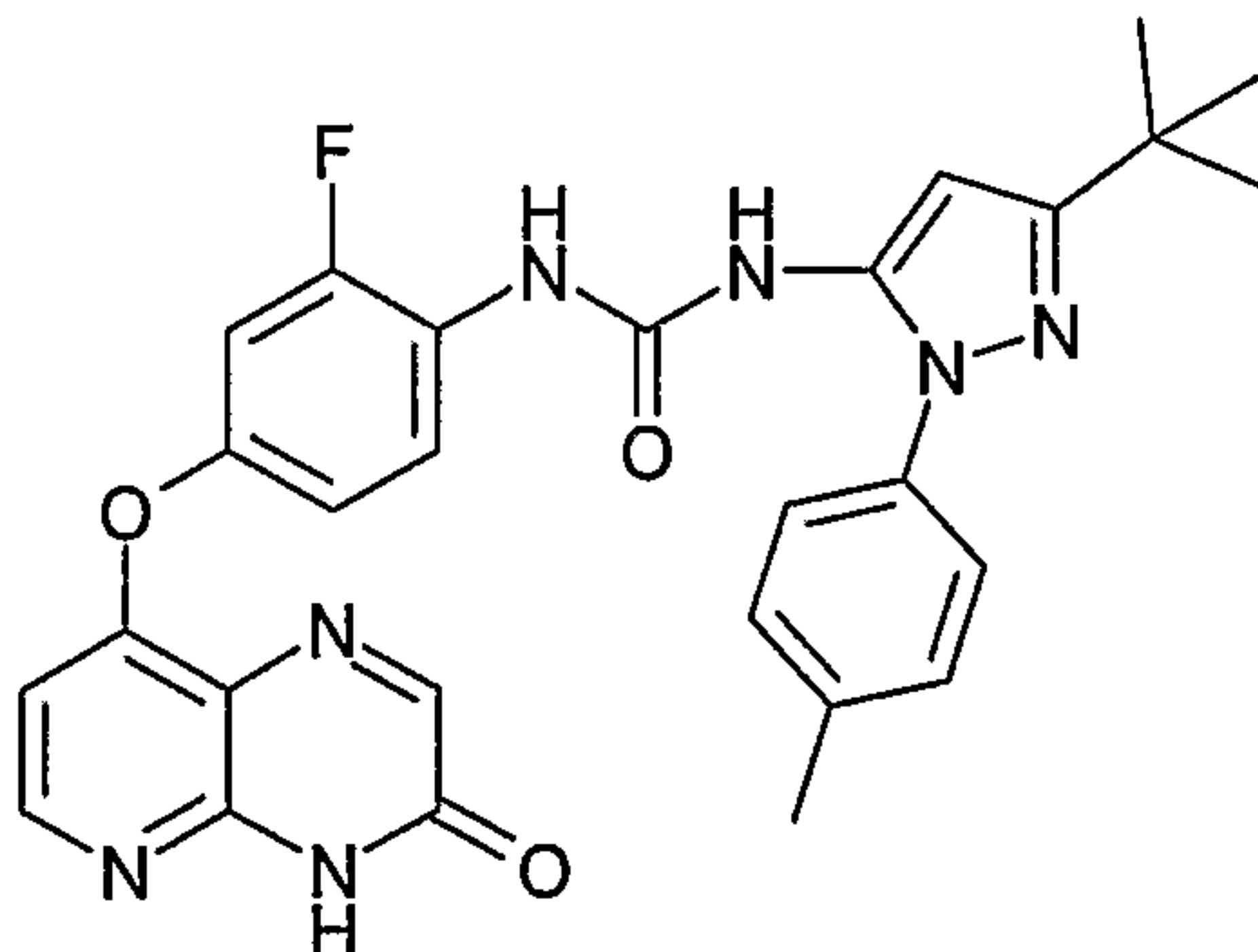
10 The following compounds have an GI50 SRB of at least 1.0 μM and less than 10 μM :

AA-001, AA-002, AA-003, AA-004, AA-007, AA-012, AA-013, AA-020, AA-021, AA-022,
AA-025, AA-026, AA-029, AA-030, AA-032, AA-036, AA-039, AA-042, AA-043, AA-044,
AA-045, AA-046, AA-047, AA-048, AA-049, AA-050, AA-054, AA-055, AA-058, AA-068,
AA-069, AA-070, AA-072, AA-076, AA-083, AA-086, AA-092, AA-093, AA-094, AA-095,
15 AA-096, AA-097, AA-098, AA-099.

One compound, compound AA-016, has a GI50 SRB of 0.062 μM .

In Vivo Study 1

20 AA-018 Non-Established 5 mg/kg/day Intraperitoneally

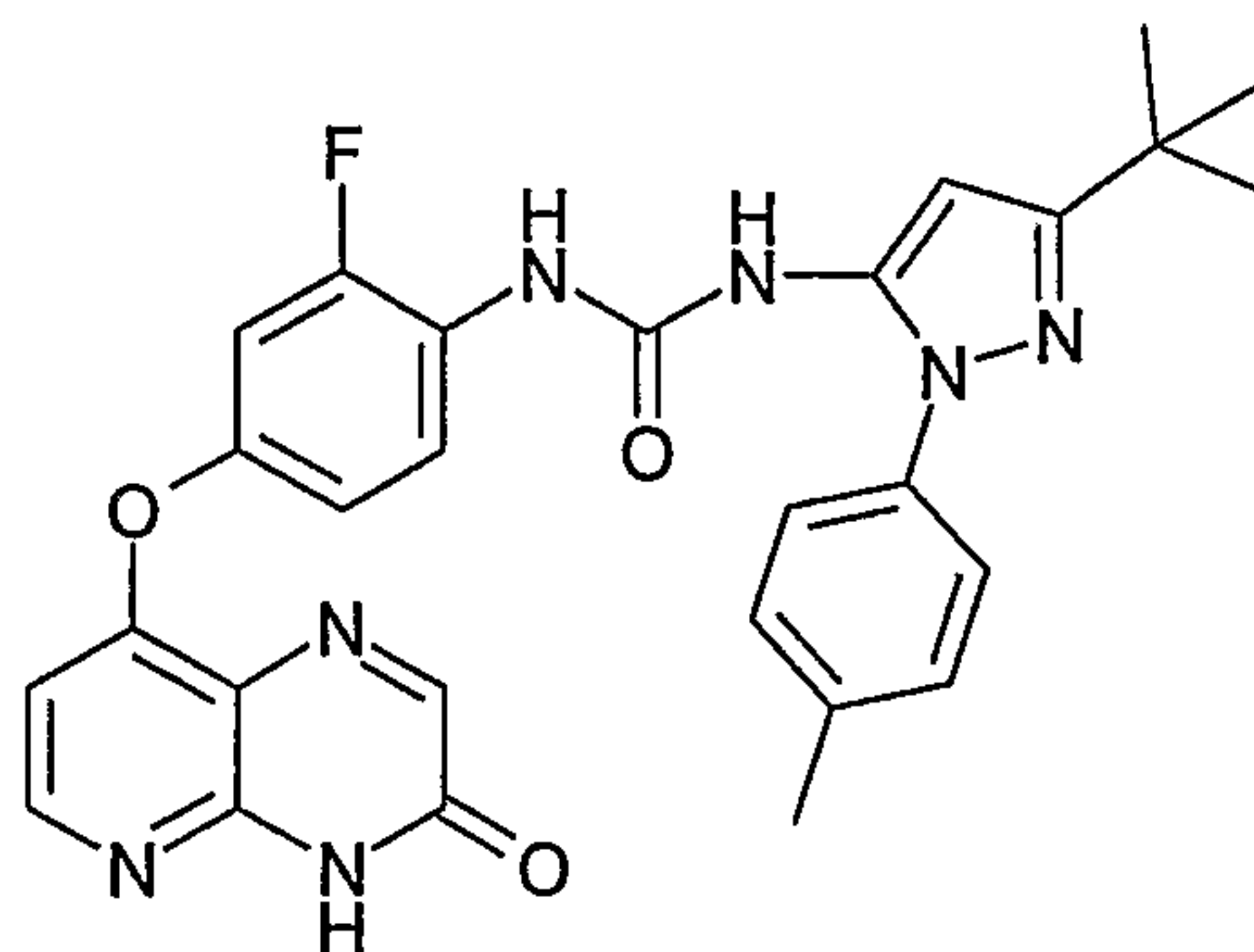


25 10^7 A375M human melanoma cells were inoculated sub-cutaneously in 0.2 mL suspension into the right flank of female Crl:CD1-Foxn1nu athymic mice. The following day, treatment with test compound was begun. A suspension of test compound in DMSO:saline for injection 1:19 (v:v) was injected intraperitoneally at 10 mL/kg bodyweight. Treatment was continued daily for 24 doses. The results are shown in Figure 1.

- 216 -

In Vivo Study 2

AA-018 Non-Established 10 mg/kg/day Intraperitoneally

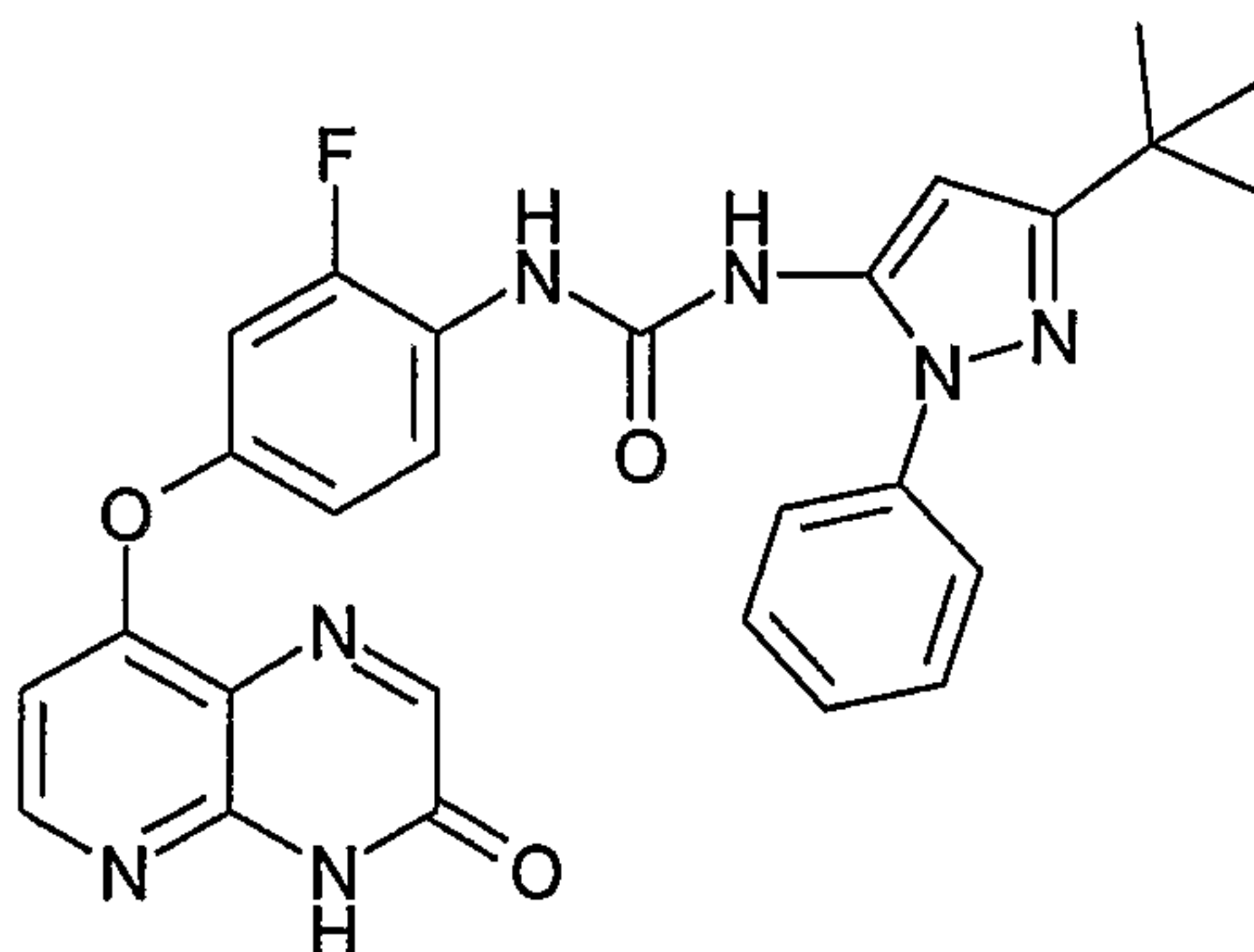


10⁷ A375M human melanoma cells were inoculated sub-cutaneously in 0.2 mL
5 suspension into the right flank of female Crl:CD1-Foxn1nu athymic mice. The following
day, treatment with test compound was begun. A suspension in DMSO:saline for
injection 1:19 (v:v) was injected intraperitoneally at 10 mL/kg bodyweight. Treatment was
continued daily for 18 doses. The animals were then observed after the end of treatment.
The results are shown in Figure 2.

10

In Vivo Study 3

AA-019 Non-Established 5 mg/kg/day Intraperitoneally



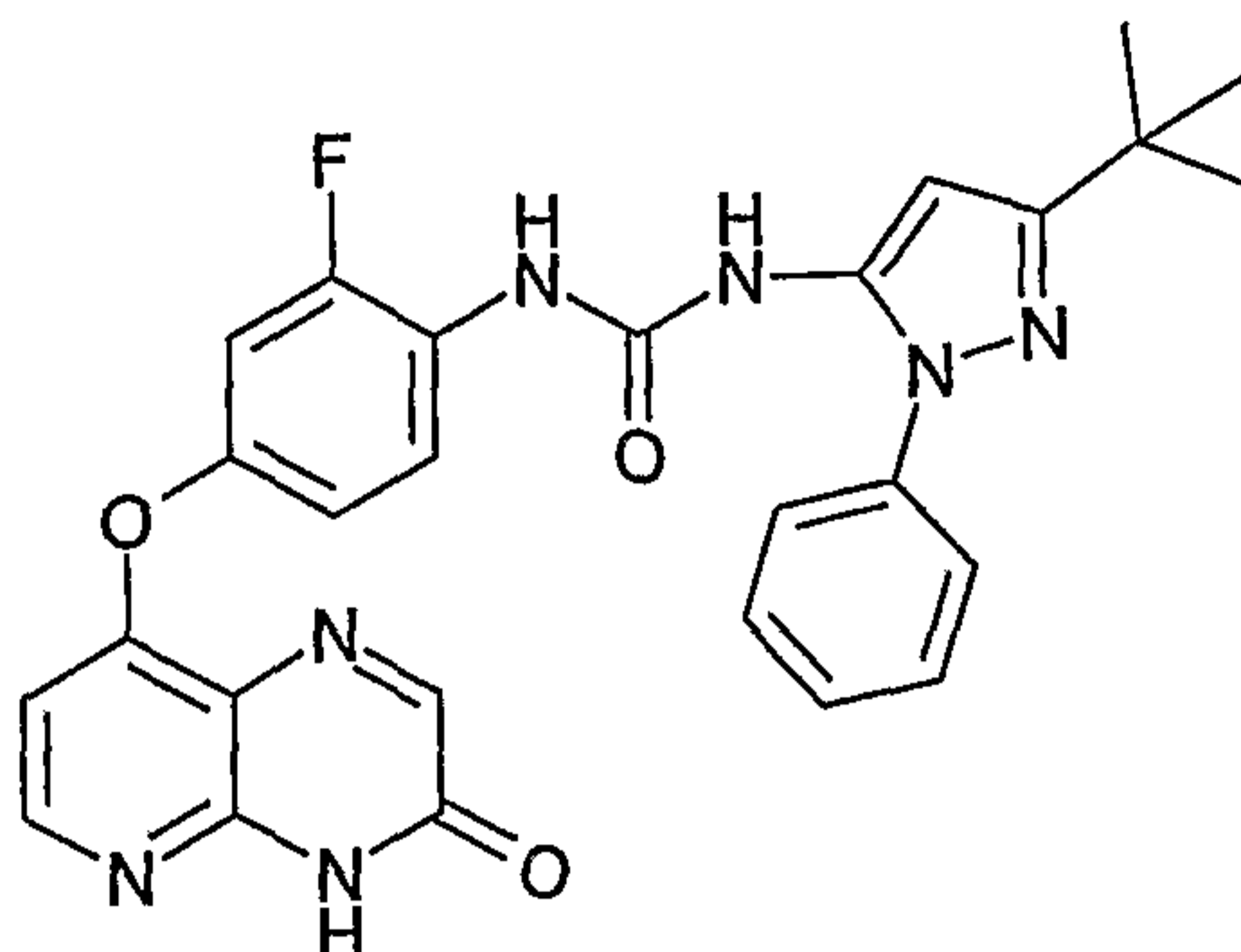
10⁷ A375M human melanoma cells were inoculated sub-cutaneously in 0.2 mL
15 suspension into the right flank of female Crl:CD1-Foxn1nu athymic mice. The following
day, treatment with test compound was begun. A suspension in DMSO:saline for
injection 1:19 (v:v) was injected intraperitoneally at 10 mL/kg bodyweight. Treatment was
continued daily for 24 doses. The results are shown in Figure 3.

/

- 217 -

In Vivo Study 4

AA-019 Non-Established 10 mg/kg/day Intraperitoneally

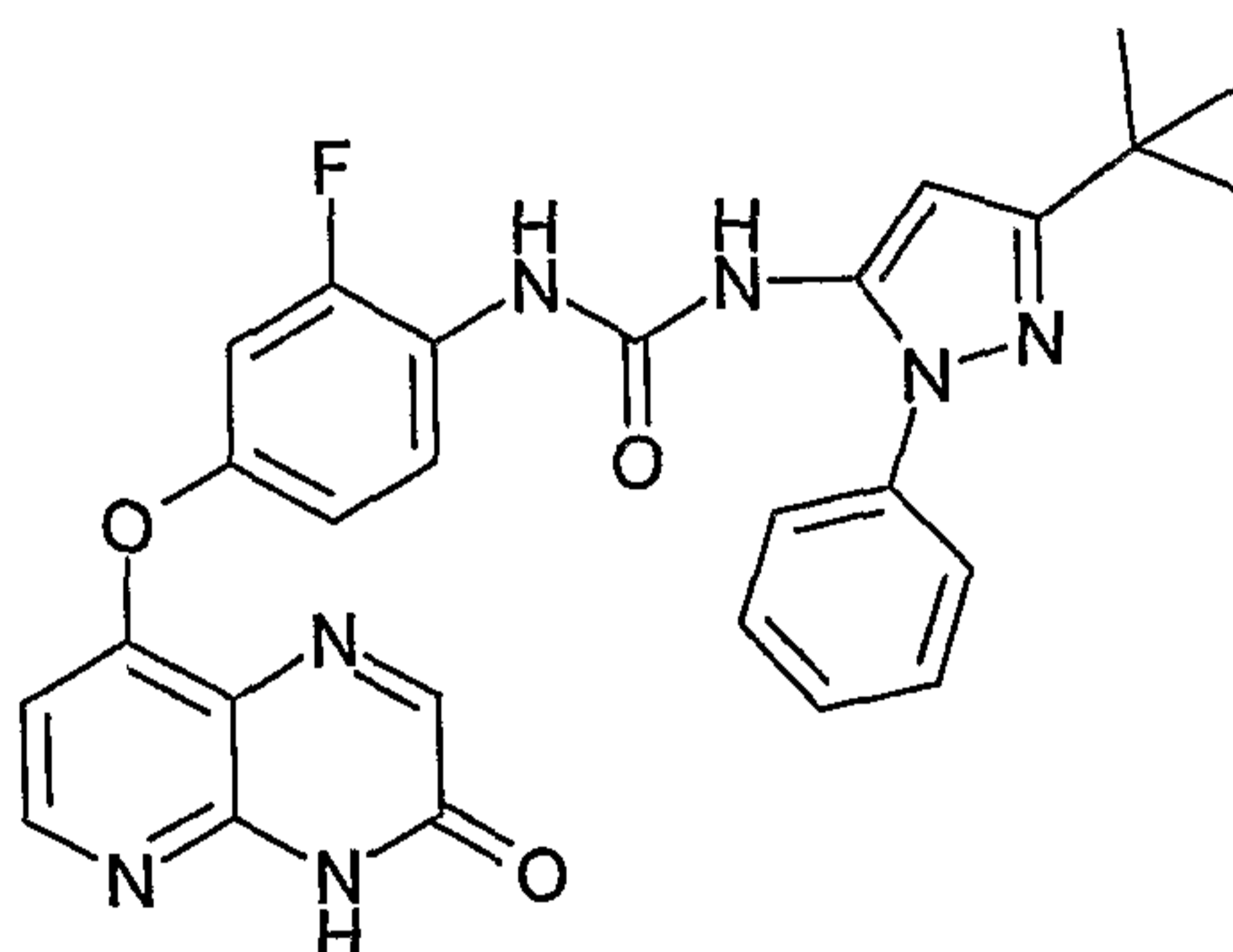


5 10^7 A375M human melanoma cells were inoculated sub-cutaneously in 0.2 mL suspension into the right flank of female Crl:CD1-Foxn1nu athymic mice. The following day, treatment with test compound was begun. A suspension in DMSO:saline for injection 1:19 (v:v) was injected intraperitoneally at 10 mL/kg bodyweight. Treatment was continued daily for 18 doses. The animals were then observed after the end of treatment. The results are shown in Figure 4.

10

In Vivo Study 5

AA-019 Non-Established 15 mg/kg/day Orally

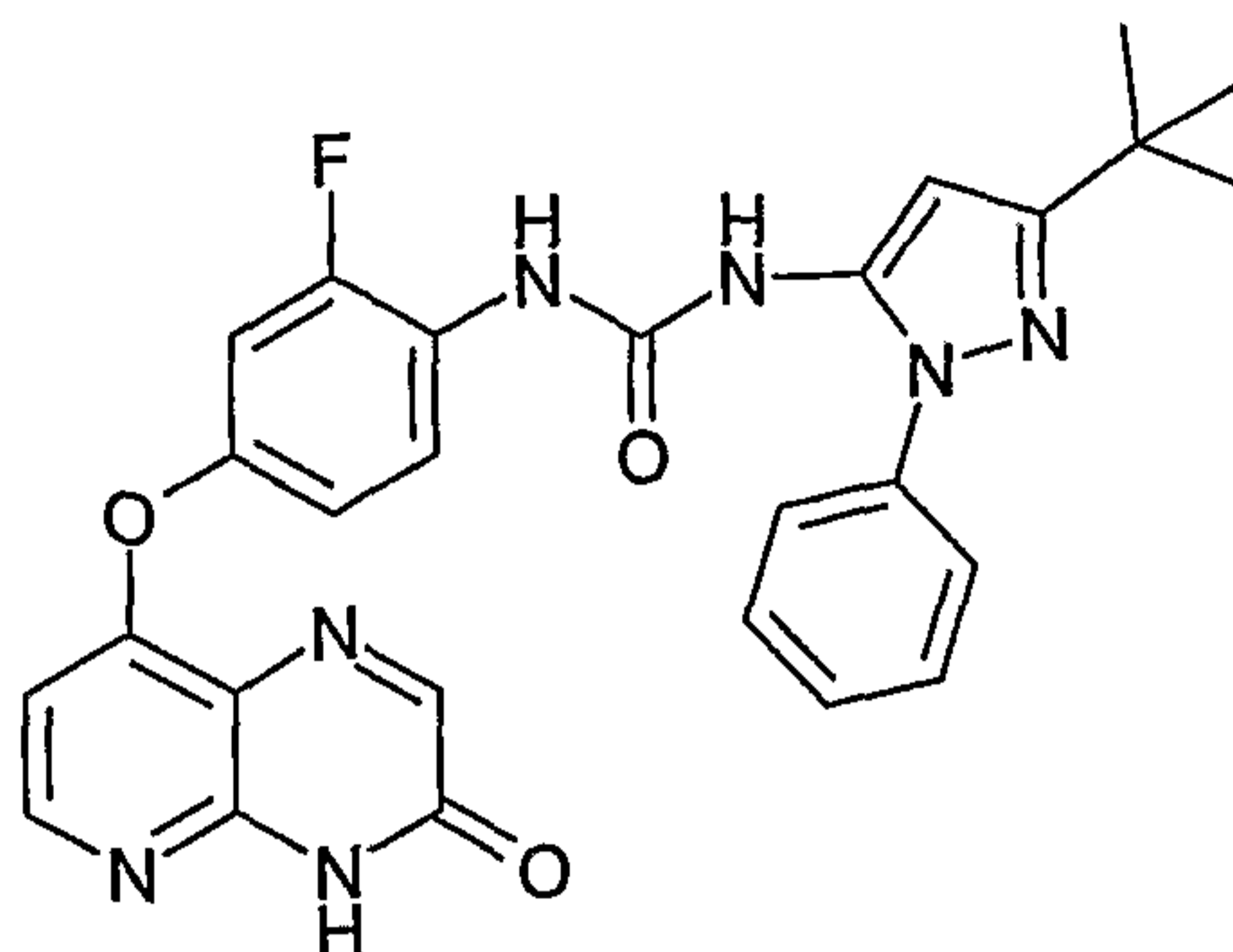


15 10^7 A375M human melanoma cells were inoculated sub-cutaneously in 0.2 mL suspension into the right flank of female Crl:CD1-Foxn1nu athymic mice. The following day, treatment with test compound was begun. A suspension in DMSO:water 1:19 (v:v) was administered by gavage at 10 mL/kg bodyweight. Treatment was continued daily for 24 doses. The results are shown in Figure 5.

- 218 -

In Vivo Study 6

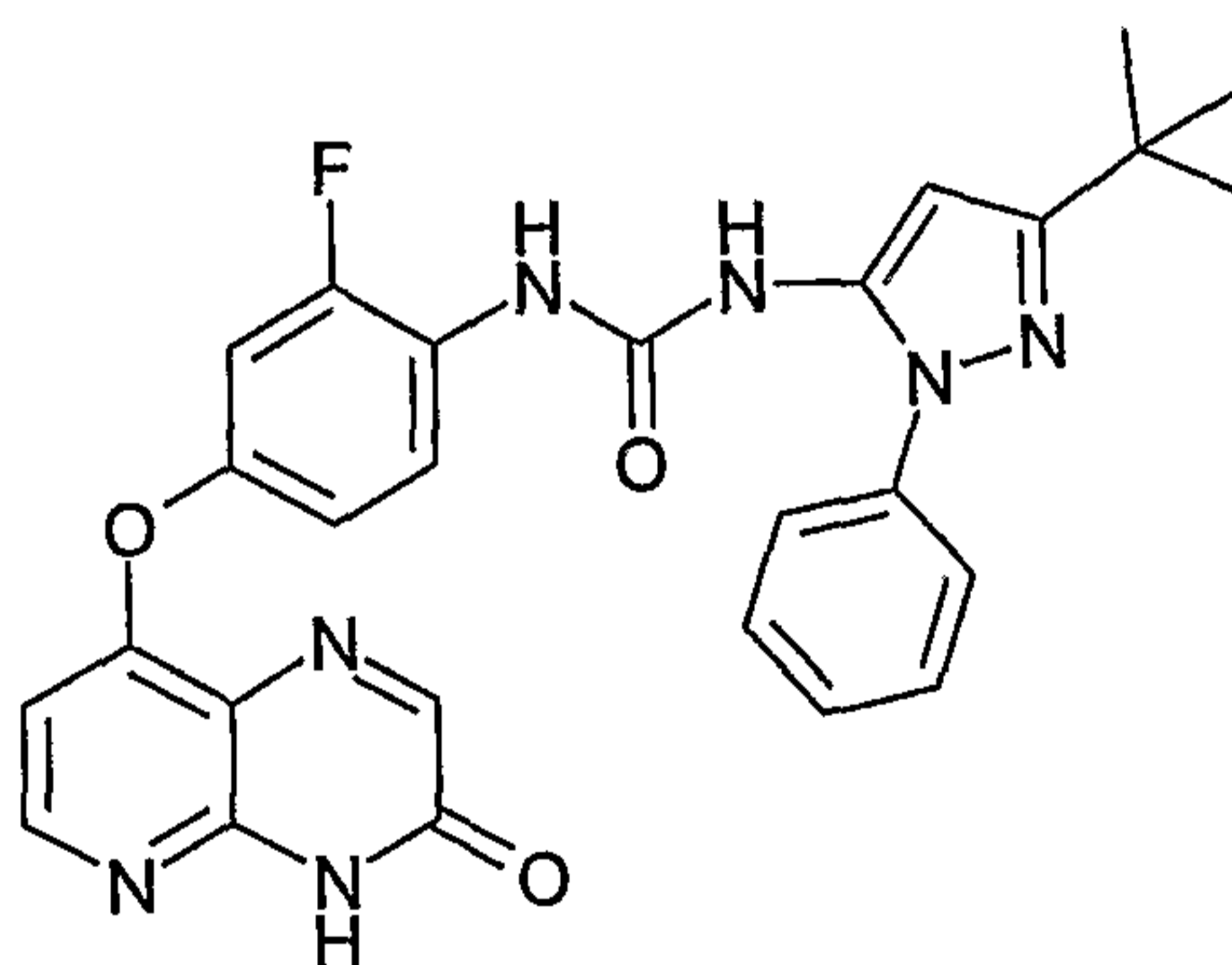
AA-019 Established 10/5 mg/kg/day Intraperitoneally



10⁷ A375M human melanoma cells were inoculated sub-cutaneously in 0.2 mL
5 suspension into the right flank of female Crl:CD1-Foxn1nu athymic mice. Groups of 8
from the middle range of tumour sizes were assigned to treatments by stratified allocation
on tumour volume. Treatment with test compound at 10 mg/kg was begun on day 12
after giving cells. A suspension in DMSO:saline for injection 1:19 (v:v) was injected
10 intraperitoneally at 10 mL/kg bodyweight. After 10 doses, the dosage was reduced to 5
mg/kg/day. Treatment was daily for a total of 24 doses. The results are shown in Figure
6.

In Vivo Study 7

AA-019 Established 15 mg/kg/day Orally

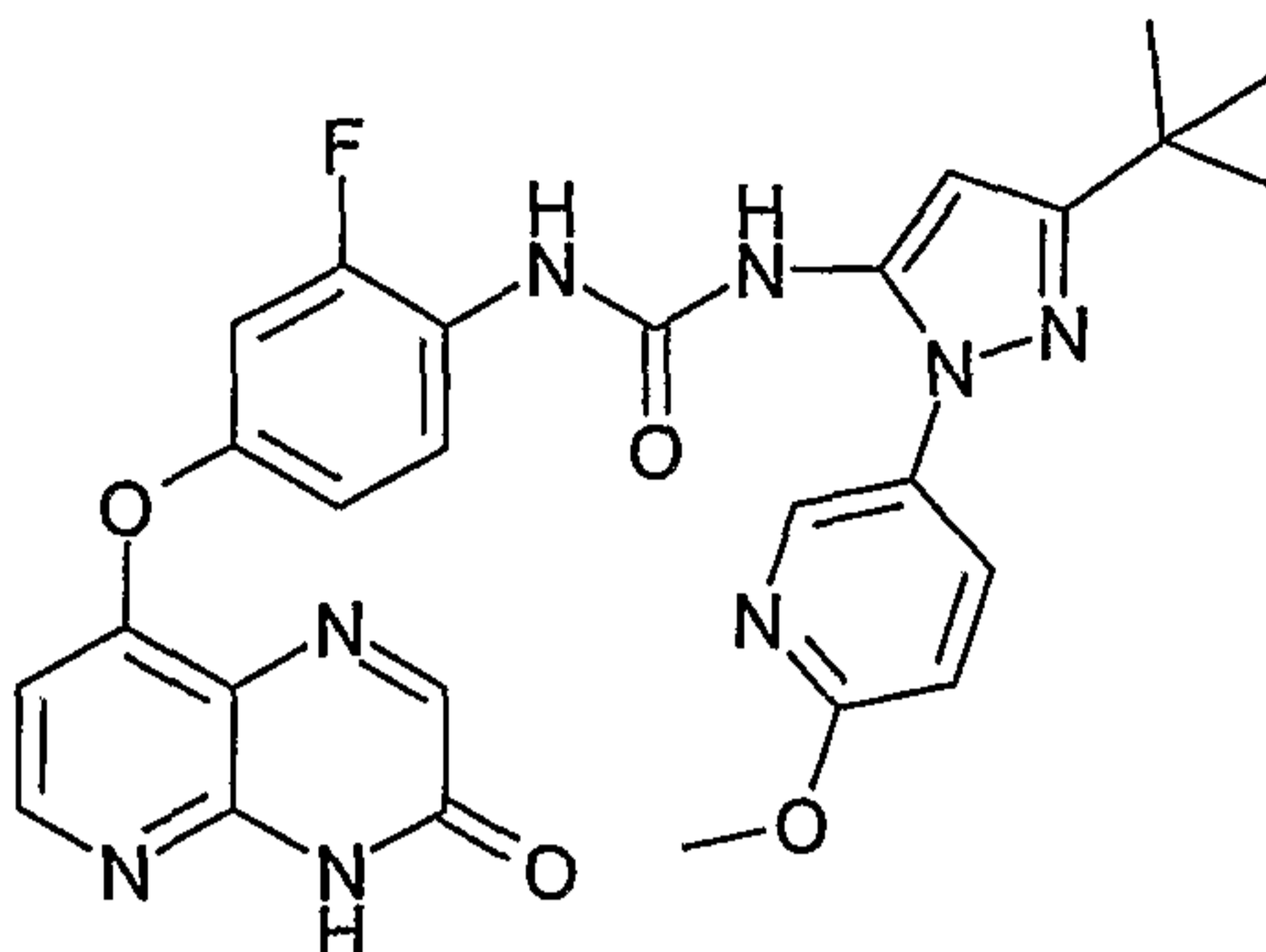


15 10⁷ A375M human melanoma cells were inoculated sub-cutaneously in 0.2 mL
suspension into the right flank of female Crl:CD1-Foxn1nu athymic mice. Groups of 8
from the middle range of tumour sizes were assigned to treatments by stratified allocation
on tumour volume. Treatment with test compound was begun on day 12 after giving
20 cells. A suspension in DMSO:water 1:19 (v:v) was administered by gavage at 10 mL/kg
bodyweight. Treatment was continued daily for 24 doses. The results are shown in
Figure 7.

- 219 -

In Vivo Study 8

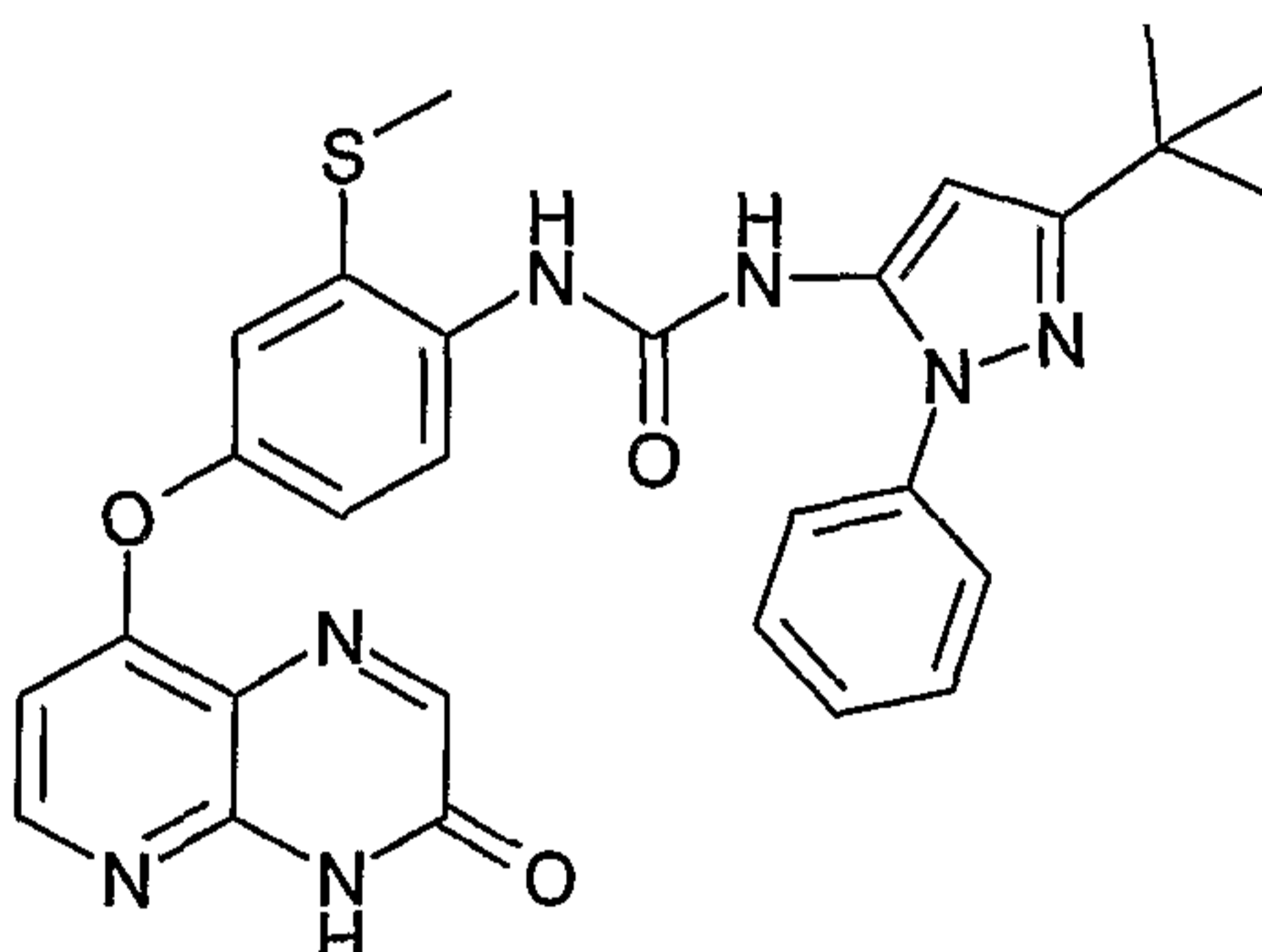
AA-062 Established 50 mg/kg/day Orally



10⁷ A375M human melanoma cells were inoculated sub-cutaneously in 0.2 mL
5 suspension into the right flank of female Crl:CD1-Foxn1nu athymic mice. Groups of 8
from the middle range of tumour sizes were assigned to treatments by stratified allocation
on tumour volume. Treatment with test compound was begun on day 13 after giving
cells. A suspension in DMSO:water 1:19 (v:v) was administered by gavage at 10 mL/kg
bodyweight. Treatment was continued daily for 24 doses. The results are shown in
10 Figure 8.

In Vivo Study 9

AA-067 Established 10 mg/kg/day Orally

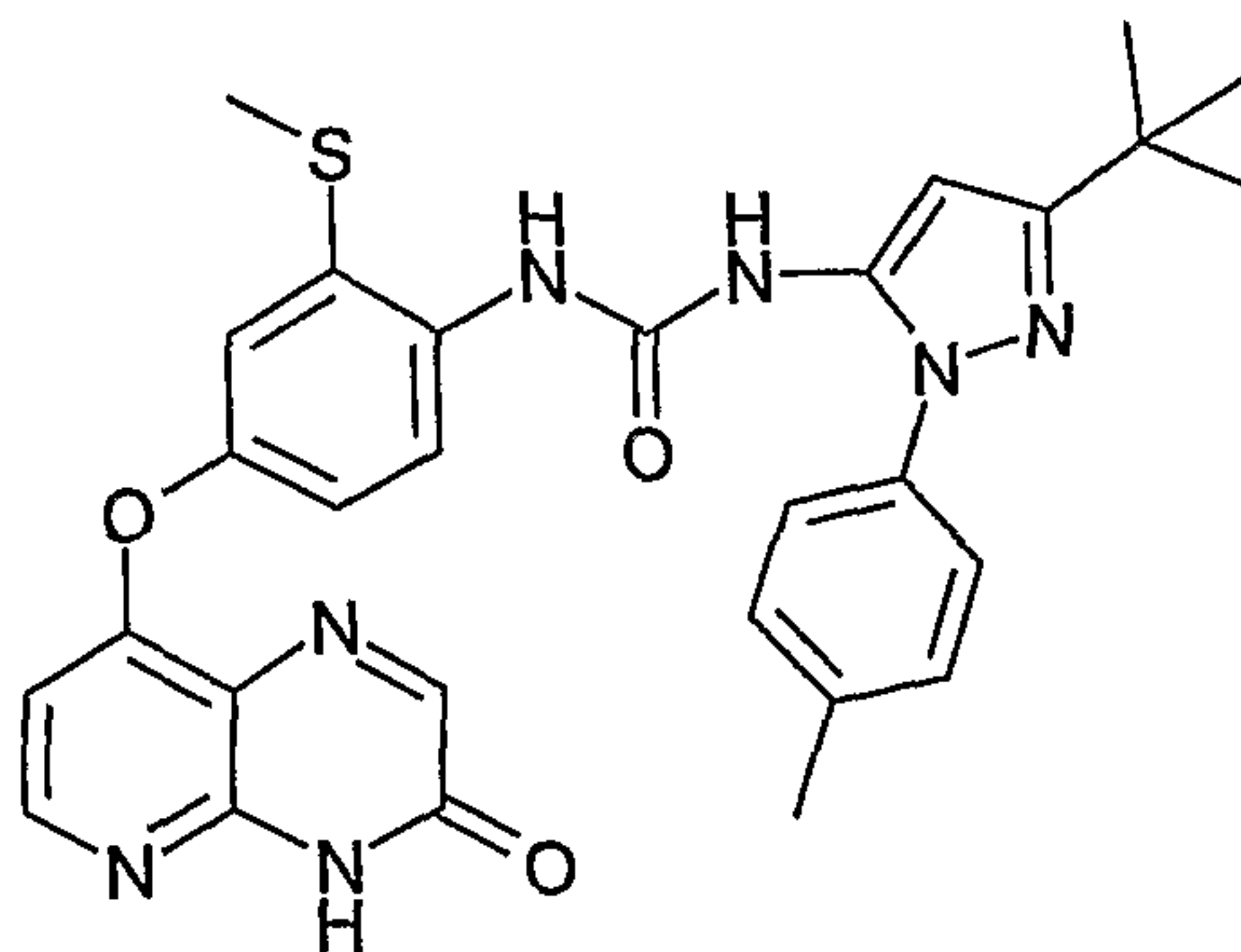


15 10⁷ A375M human melanoma cells were inoculated sub-cutaneously in 0.2 mL
suspension into the right flank of female Crl:CD1-Foxn1nu athymic mice. Groups of 8
from the middle range of tumour sizes were assigned to treatments by stratified allocation
on tumour volume. Treatment with test compound was begun on day 14 after giving
cells. A suspension in DMSO:water 1:19 (v:v) was administered by gavage at 10 mL/kg
20 bodyweight. Treatment was continued daily for 24 doses. The results are shown in
Figure 9.

- 220 -

In Vivo Study 10

AA-017 Established 20 mg/kg/day Orally



10⁷ A375M human melanoma cells were inoculated sub-cutaneously in 0.2 mL
5 suspension into the right flank of female Crl:CD1-Foxn1nu athymic mice. Groups of 8
from the middle range of tumour sizes were assigned to treatments by stratified allocation
on tumour volume. Treatment with test compound was begun on day 14 after giving
cells. A suspension in DMSO:water 1:19 (v:v) was administered by gavage at 10 mL/kg
bodyweight. Treatment is continuing daily for 24 doses (data for the first 16 days are
10 provided). The results are shown in Figure 10.

* * *

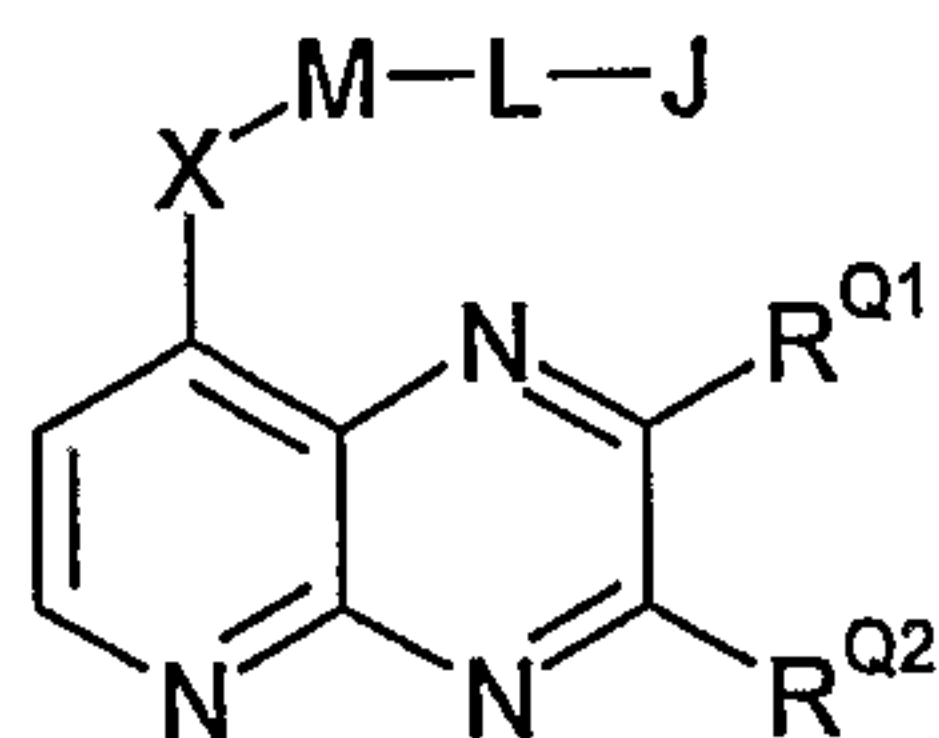
The foregoing has described the principles, preferred embodiments, and modes of
15 operation of the present invention. However, the invention should not be construed as
limited to the particular embodiments discussed. Instead, the above-described
embodiments should be regarded as illustrative rather than restrictive, and it should be
appreciated that variations may be made in those embodiments by workers skilled in the
art without departing from the scope of the present invention.

20

- 221 -

CLAIMS

1. A compound selected from compounds of the following formula, and pharmaceutically acceptable salts, hydrates, and solvates thereof:



5

wherein:

$-R^{Q1}$ is independently $-H$, $-R^1$, $-R^{1X}$, $-Cl$, $-OH$, $-OR^1$, $-OR^{1X}$, $-SH$, $-SR^1$, $-NH_2$, $-NHR^1$, $-NR^1_2$, or $-NR^{RA}R^{RB}$;

10

wherein:

each $-R^1$ is independently saturated aliphatic C_{1-6} alkyl, and is unsubstituted or substituted with one or more groups selected from $-OH$, $-OR^{11}$, $-NH_2$, $-NHR^{11}$, and $-NR^{11}_2$, wherein each $-R^{11}$ is independently saturated aliphatic C_{1-3} alkyl;

15

each $-R^{1X}$ is independently saturated aliphatic C_{1-4} alkyl substituted with one or more groups selected from $-F$, $-Cl$, $-Br$, and $-I$; and

$-NR^{RA}R^{RB}$ is independently azetidino, pyrrolidino, piperidino, piperazino, morpholino, azepino, or diazepino, and is optionally substituted with one or more groups selected from saturated aliphatic C_{1-4} alkyl;

20

$-R^{Q2}$ is independently $-H$, $-R^2$, $-R^{2X}$, $-Cl$, $-OH$, $-OR^2$, $-OR^{2X}$, $-SH$, $-SR^2$, $-NH_2$, $-NHR^2$, $-NR^2_2$, or $-NR^{RC}R^{RD}$;

wherein:

25

each $-R^2$ is independently saturated aliphatic C_{1-6} alkyl, and is unsubstituted or substituted with one or more groups selected from $-OH$, $-OR^{22}$, $-NH_2$, $-NHR^{22}$, and $-NR^{22}_2$, wherein each $-R^{22}$ is independently saturated aliphatic C_{1-3} alkyl;

each $-R^{2X}$ is independently saturated aliphatic C_{1-4} alkyl substituted with one or more groups selected from $-F$, $-Cl$, $-Br$, and $-I$; and

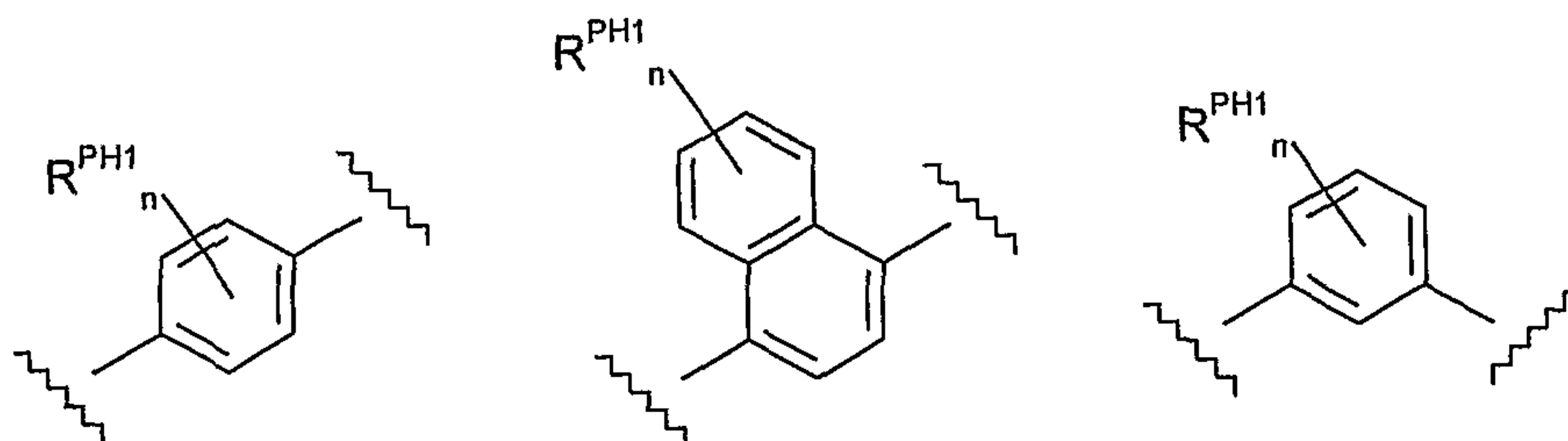
$-NR^{RC}R^{RD}$ is independently azetidino, pyrrolidino, piperidino, piperazino, morpholino, azepino, or diazepino, and is optionally substituted with one or more groups selected from saturated aliphatic C_{1-4} alkyl;

30

$-X-$ is independently $-O-$, $-S-$, $-S(=O)-$, or $-S(=O)_2-$;

- 222 -

-M- is independently selected from:



wherein:

each n is independently 0, 1 or 2; and

5 each R^{PH1} is independently -F, -Cl, -Br, -I, $-R^3$, $-R^{3Y}$, $-CF_3$, -OH, $-OR^3$, $-OCF_3$, $-NH_2$, $-NHR^3$, $-NR^3_2$, -CN, -SH, or $-SR^3$;

wherein each $-R^3$ is independently saturated aliphatic C_{1-4} alkyl, and each $-R^{3Y}$ is independently aliphatic C_{2-6} alkenyl or aliphatic C_{2-6} alkynyl;

10 J-L- is independently selected from:

J-NR^{N1}-C(=Y)-NR^{N1}-,
 J-CH₂-NR^{N1}-C(=Y)-NR^{N1}-,
 J-NR^{N1}-C(=Y)-NR^{N1}-CH₂-,

15

J-NR^{N1}-C(=Y)-,
 J-CH₂-NR^{N1}-C(=Y)-,
 J-NR^{N1}-C(=Y)-CH₂-,
 J-CH₂-NR^{N1}-C(=Y)-CH₂-,
 J-CH₂-CH₂-NR^{N1}-C(=Y)-,
 J-NR^{N1}-C(=Y)-CH₂-CH₂-,

20

J-NR^{N1}-C(=Y)-CH₂-NR^{N1}-,
 J-NR^{N1}-CH₂-NR^{N1}-C(=Y)-,

25

J-C(=Y)-NR^{N1}-,
 J-CH₂-C(=Y)-NR^{N1}-,
 J-C(=Y)-NR^{N1}-CH₂-,
 J-CH₂-C(=Y)-NR^{N1}-CH₂-,
 J-CH₂-CH₂-C(=Y)-NR^{N1}-,
 J-C(=Y)-NR^{N1}-CH₂-CH₂-,

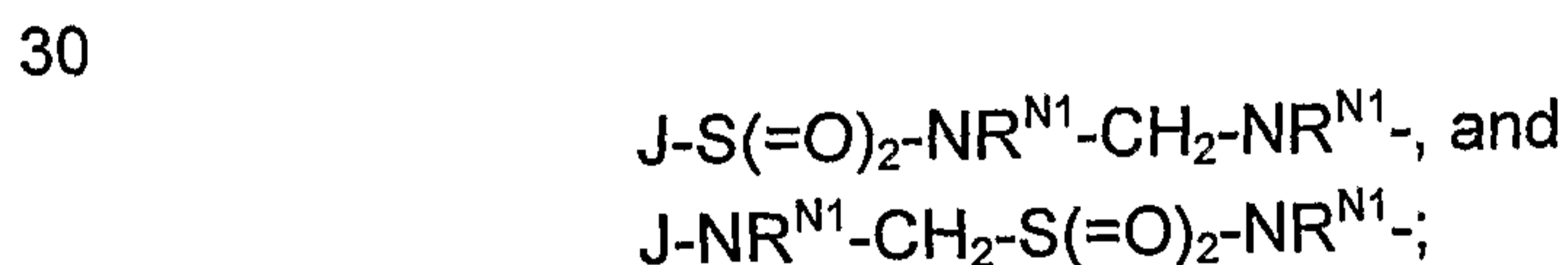
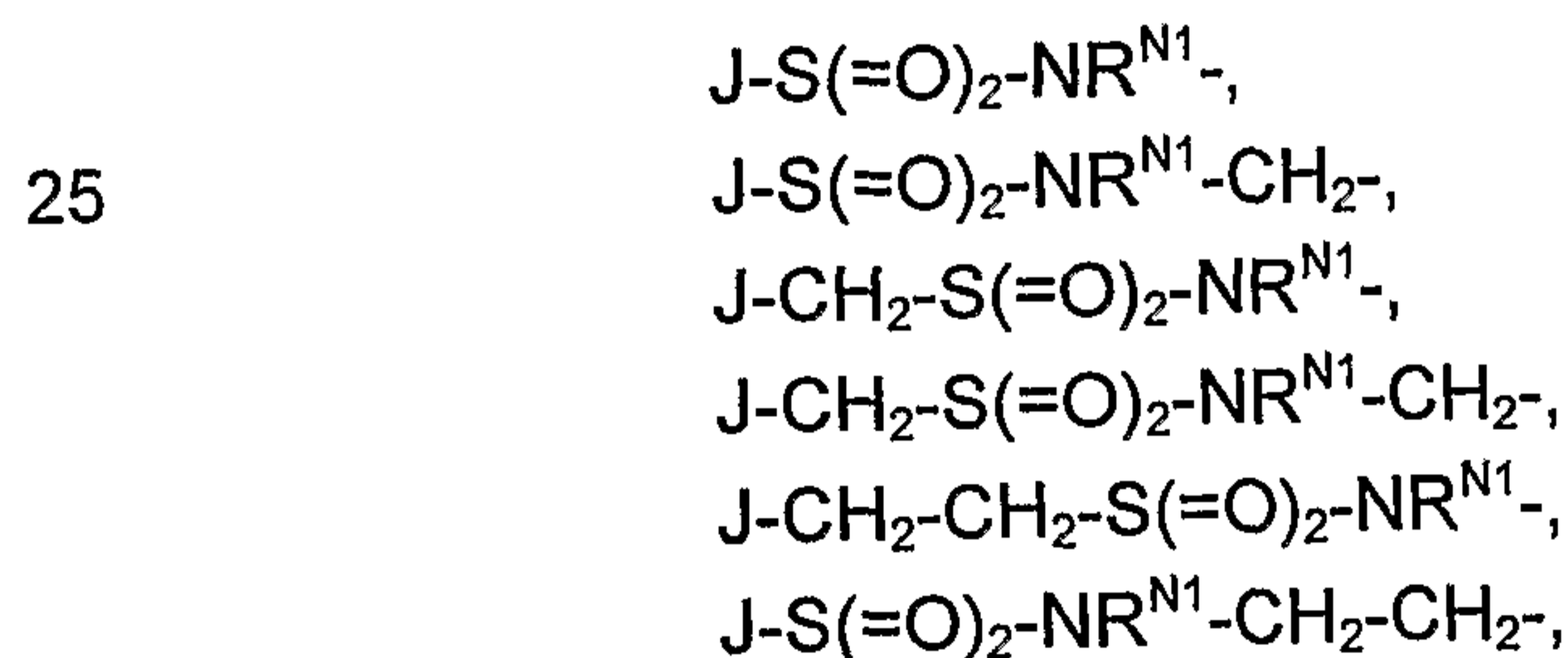
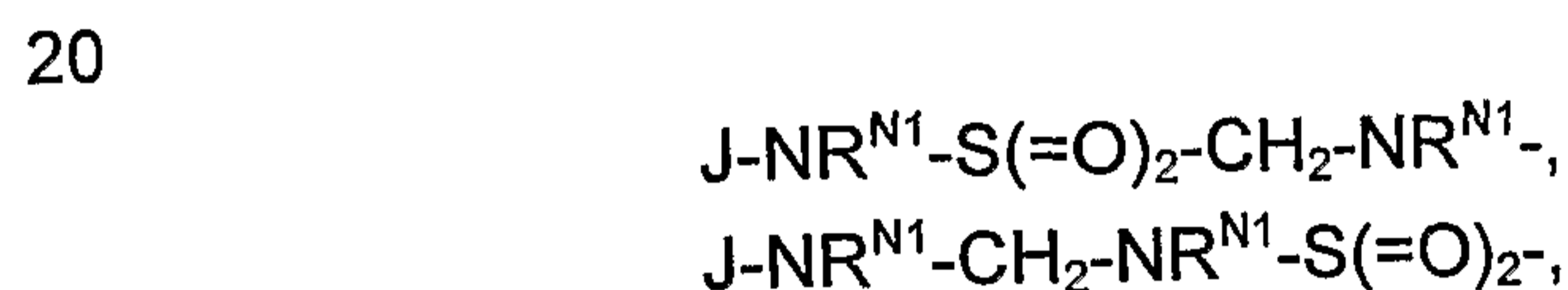
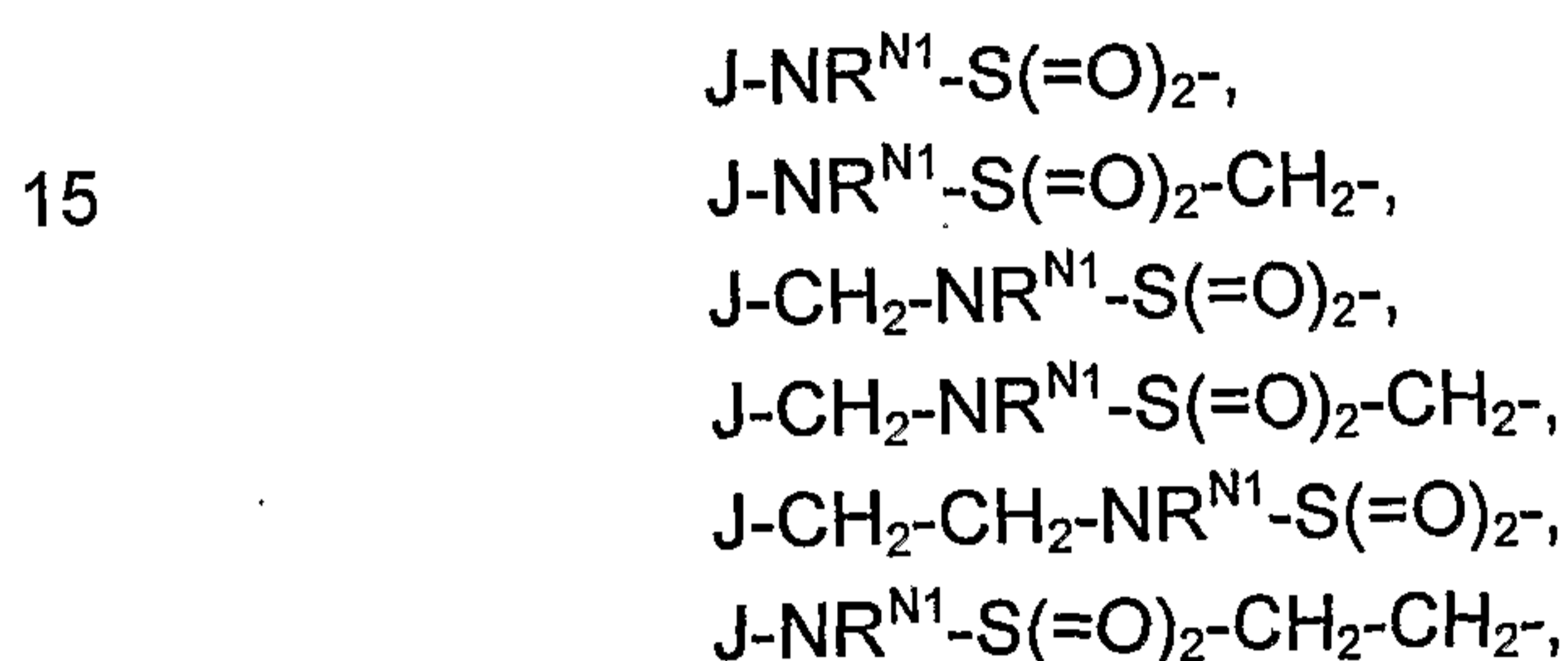
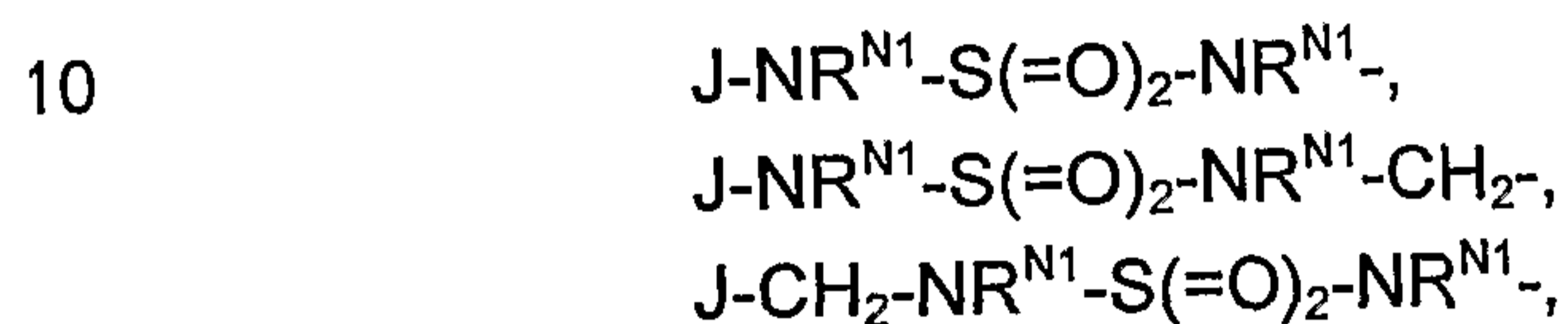
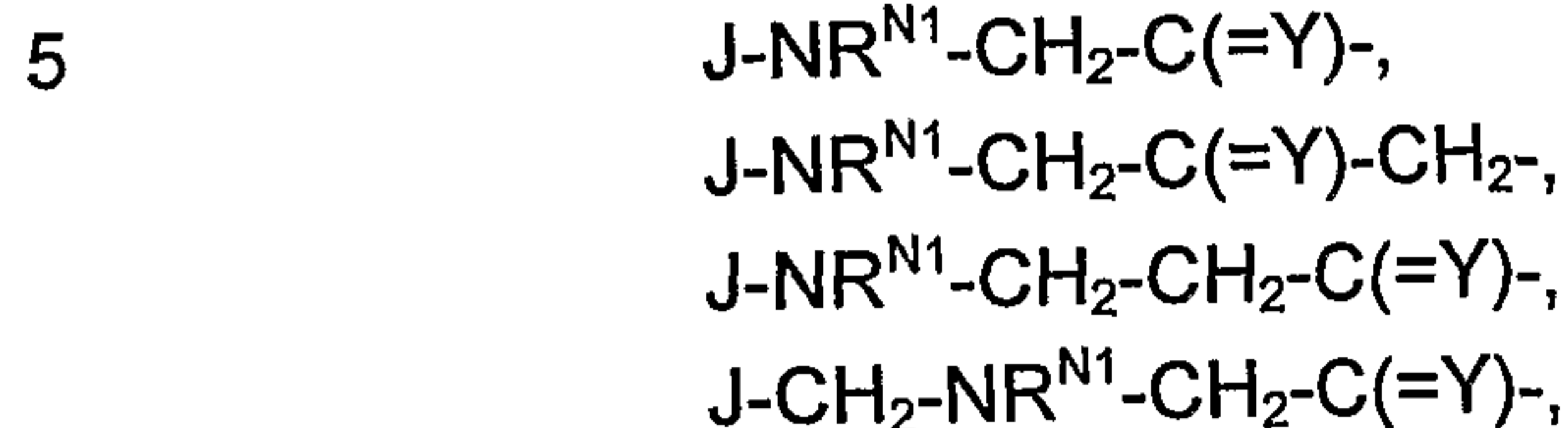
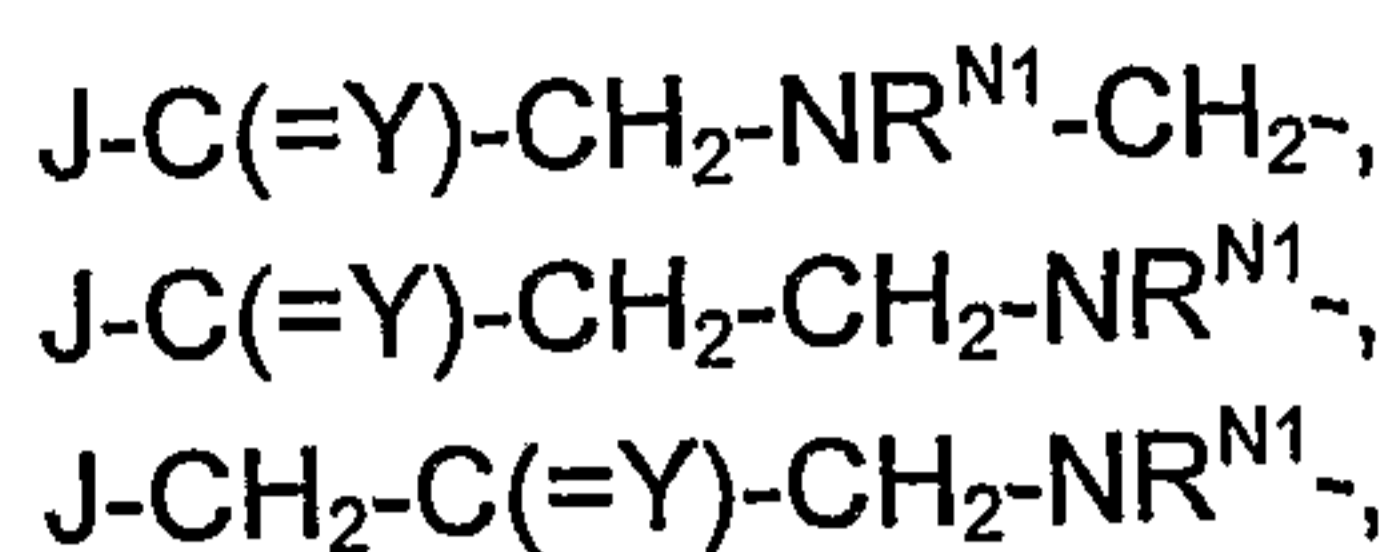
30

J-NR^{N1}-CH₂-C(=Y)-NR^{N1}-,
 J-C(=Y)-NR^{N1}-CH₂-NR^{N1}-,

35

J-C(=Y)-CH₂-NR^{N1}-,

- 223 -



wherein:

35 each $\text{-R}^{\text{N}1}$ is independently -H or saturated aliphatic C_{1-4} alkyl; and
each =Y is independently =O or =S ; and

40 -J is independently phenyl or C_{5-6} heteroaryl, and is optionally substituted with one
or more substituents selected from:

-F , -Cl , -Br , -I , -CF_3 , -OCF_3 ,

- 224 -

$-R^4$, $-R^{4S}$, $-R^{4A}$, $-R^{4B}$, $-R^{4C}$, $-L^4-R^{4C}$, $-Ar$, $-L^4-Ar$,
 $-OH$, $-OR^4$, $-L^4-OH$, $-L^4-OR^4$, $-O-L^4-OH$, $-O-L^4-OR^4$,
 $-OR^{4C}$, $-O-L^4-R^{4C}$, $-OAr$, $-O-L^4-Ar$,
 $-SH$, $-SR^4$, $-CN$, $-NO_2$,
 $-NH_2$, $-NHR^{4SS}$, $-R^N$,
 $-L^4-NH_2$, $-L^4-NHR^{4SS}$, $-L^4-R^N$,
 $-O-L^4-NH_2$, $-O-L^4-NHR^{4SS}$, $-O-L^4-R^N$,
 $-NH-L^4-NH_2$, $-NH-L^4-NHR^{4SS}$, $-NH-L^4-R^N$,
 $-NR^4-L^4-NH_2$, $-NR^4-L^4-NHR^{4SS}$, $-NR^4-L^4-R^N$,

5

10

wherein:

each $-R^4$ is independently saturated aliphatic C_{1-6} alkyl;

each $-R^{4S}$ is independently saturated aliphatic C_{1-6} alkyl substituted with one or more groups selected from $-OH$, $-OR^{4SS}$, $-C(=O)OH$, $-C(=O)OR^{4SS}$, $-NH_2$, $-NHR^{4SS}$, $-N(R^{4SS})_2$, $-R^N$, $-C(=O)NH_2$, $-C(=O)NHR^{4SS}$, $-C(=O)N(R^{4SS})_2$, and $-C(=O)R^N$;

15

each $-R^{4A}$ is independently aliphatic C_{2-6} alkenyl;

each $-R^{4B}$ is independently aliphatic C_{2-6} alkynyl;

each $-R^{4C}$ is independently saturated C_{3-6} cycloalkyl optionally substituted with one or more substituents selected from $-F$, $-R^5$, $-OH$, $-OR^5$, $-CF_3$, and $-OCF_3$,

20

each $-L^4$ is independently saturated aliphatic C_{1-4} alkylene;

each $-Ar$ is phenyl or C_{5-6} heteroaryl optionally substituted with one or more substituents selected from $-F$, $-Cl$, $-Br$, $-I$, $-R^5$, $-OH$, $-OR^5$, $-CF_3$, $-OCF_3$, and $-S(=O)_2R^5$;

each $-R^{4SS}$ is independently saturated aliphatic C_{1-4} alkyl;

25

each $-R^N$ is independently azetidino, pyrrolidino, piperidino, piperazino, morpholino, azepino, or diazepino, and is optionally substituted with one or more groups selected from saturated aliphatic C_{1-4} alkyl; and

each $-R^5$ is independently saturated aliphatic C_{1-4} alkyl.

30

2. A compound according to claim 1, wherein $-R^{Q1}$ is independently $-R^1$, $-R^{1X}$, $-Cl$, $-OH$, $-OR^1$, $-OR^{1X}$, $-SH$, $-SR^1$, $-NH_2$, $-NHR^1$, $-NR^1_2$, or $-NR^{RA}R^{RB}$.

3. A compound according to claim 1, wherein $-R^{Q1}$ is independently $-H$, $-R^1$, $-R^{1X}$, $-Cl$, $-OR^1$, $-OR^{1X}$, $-SH$, $-SR^1$, $-NH_2$, $-NHR^1$, $-NR^1_2$, or $-NR^{RA}R^{RB}$.

35

4. A compound according to claim 1, wherein $-R^{Q1}$ is independently $-R^1$, $-R^{1X}$, $-Cl$, $-OR^1$, $-OR^{1X}$, $-SH$, $-SR^1$, $-NH_2$, $-NHR^1$, $-NR^1_2$, or $-NR^{RA}R^{RB}$.

5. A compound according to claim 1, wherein $-R^{Q1}$ is independently $-H$, $-R^1$, $-Cl$, $-OH$, $-OR^1$, $-SH$, $-SR^1$, $-NH_2$, $-NHR^1$, $-NR^1_2$, or $-NR^{RA}R^{RB}$.

40

- 225 -

6. A compound according to claim 1, wherein $-R^{Q1}$ is independently $-R^1$, $-Cl$, $-OH$, $-OR^1$, $-SH$, $-SR^1$, $-NH_2$, $-NHR^1$, $-NR^1_2$, or $-NR^{RA}R^{RB}$.
- 5 7. A compound according to claim 1, wherein $-R^{Q1}$ is independently $-H$, $-R^1$, $-Cl$, $-OR^1$, $-SH$, $-SR^1$, $-NH_2$, $-NHR^1$, $-NR^1_2$, or $-NR^{RA}R^{RB}$.
8. A compound according to claim 1, wherein $-R^{Q1}$ is independently $-R^1$, $-Cl$, $-OR^1$, $-SH$, $-SR^1$, $-NH_2$, $-NHR^1$, $-NR^1_2$, or $-NR^{RA}R^{RB}$.
- 10 9. A compound according to claim 1, wherein $-R^{Q1}$ is independently $-H$, $-OH$, $-Me$, $-CF_3$, $-CH_2Br$, $-NH_2$, $-NHMe$, $-NMe_2$, morpholino, or piperazino, or N-methyl-piperazino.
- 15 10. A compound according to claim 1, wherein $-R^{Q1}$ is independently $-OH$, $-Me$, $-CF_3$, $-CH_2Br$, $-NH_2$, $-NHMe$, $-NMe_2$, morpholino, or piperazino, or N-methyl-piperazino.
11. A compound according to claim 1, wherein $-R^{Q1}$ is independently $-H$, $-Me$, $-CF_3$, $-CH_2Br$, $-NH_2$, $-NHMe$, $-NMe_2$, morpholino, or piperazino, or N-methyl-piperazino.
- 20 12. A compound according to claim 1, wherein $-R^{Q1}$ is independently $-Me$, $-CF_3$, $-CH_2Br$, $-NH_2$, $-NHMe$, $-NMe_2$, morpholino, or piperazino, or N-methyl-piperazino.
13. A compound according to claim 1, wherein $-R^{Q1}$ is independently $-H$, $-OH$, $-Me$, $-NH_2$, $-NHMe$, morpholino, or piperazino, or N-methyl-piperazino.
- 25 14. A compound according to claim 1, wherein $-R^{Q1}$ is independently $-OH$, $-Me$, $-NH_2$, $-NHMe$, morpholino, or piperazino, or N-methyl-piperazino.
15. A compound according to claim 1, wherein $-R^{Q1}$ is independently $-H$, $-Me$, $-NH_2$, $-NHMe$, morpholino, or piperazino, or N-methyl-piperazino.
- 30 16. A compound according to claim 1, wherein $-R^{Q1}$ is independently $-Me$, $-NH_2$, $-NHMe$, morpholino, or piperazino, or N-methyl-piperazino.
- 35 17. A compound according to claim 1, wherein $-R^{Q1}$ is $-OH$.
- * * *
- 40 18. A compound according to any one of claims 1 to 17, wherein $-R^{Q2}$ is independently $-R^2$, $-R^{2X}$, $-Cl$, $-OH$, $-OR^2$, $-OR^{2X}$, $-SH$, $-SR^2$, $-NH_2$, $-NHR^2$, $-NR^2_2$, or $-NR^{RC}R^{RD}$.

- 226 -

19. A compound according to any one of claims 1 to 17, wherein $-R^{Q2}$ is independently $-H$, $-R^2$, $-R^{2X}$, $-Cl$, $-OR^2$, $-OR^{2X}$, $-SH$, $-SR^2$, $-NH_2$, $-NHR^2$, $-NR^2_2$, or $-NR^{RC}R^{RD}$.
- 5 20. A compound according to any one of claims 1 to 17, wherein $-R^{Q2}$ is independently $-R^2$, $-R^{2X}$, $-Cl$, $-OR^2$, $-OR^{2X}$, $-SH$, $-SR^2$, $-NH_2$, $-NHR^2$, $-NR^2_2$, or $-NR^{RC}R^{RD}$.
- 0 21. A compound according to any one of claims 1 to 17, wherein $-R^{Q2}$ is independently $-H$, $-R^2$, $-Cl$, $-OH$, $-OR^2$, $-SH$, $-SR^2$, $-NH_2$, $-NHR^2$, $-NR^2_2$, or $-NR^{RC}R^{RD}$.
- 15 22. A compound according to any one of claims 1 to 17, wherein $-R^{Q2}$ is independently $-R^2$, $-Cl$, $-OH$, $-OR^2$, $-SH$, $-SR^2$, $-NH_2$, $-NHR^2$, $-NR^2_2$, or $-NR^{RC}R^{RD}$.
23. A compound according to any one of claims 1 to 17, wherein $-R^{Q2}$ is independently $-H$, $-R^2$, $-Cl$, $-OR^2$, $-SH$, $-SR^2$, $-NH_2$, $-NHR^2$, $-NR^2_2$, or $-NR^{RC}R^{RD}$.
- 20 24. A compound according to any one of claims 1 to 17, wherein $-R^{Q2}$ is independently $-R^2$, $-Cl$, $-OR^2$, $-SH$, $-SR^2$, $-NH_2$, $-NHR^2$, $-NR^2_2$, or $-NR^{RC}R^{RD}$.
- 25 25. A compound according to any one of claims 1 to 17, wherein $-R^{Q2}$ is independently $-H$, $-OH$, $-Me$, $-CF_3$, $-CH_2Br$, $-NH_2$, $-NHMe$, $-NMe_2$, morpholino, or piperazino, or N-methyl-piperazino.
26. A compound according to any one of claims 1 to 17, wherein $-R^{Q2}$ is independently $-OH$, $-Me$, $-CF_3$, $-CH_2Br$, $-NH_2$, $-NHMe$, $-NMe_2$, morpholino, or piperazino, or N-methyl-piperazino.
- 30 27. A compound according to any one of claims 1 to 17, wherein $-R^{Q2}$ is independently $-H$, $-Me$, $-CF_3$, $-CH_2Br$, $-NH_2$, $-NHMe$, $-NMe_2$, morpholino, or piperazino, or N-methyl-piperazino.
- 35 28. A compound according to any one of claims 1 to 17, wherein $-R^{Q2}$ is independently $-Me$, $-CF_3$, $-CH_2Br$, $-NH_2$, $-NHMe$, $-NMe_2$, morpholino, or piperazino, or N-methyl-piperazino.
- 40 29. A compound according to any one of claims 1 to 17, wherein $-R^{Q2}$ is independently $-H$, $-OH$, $-Me$, $-NH_2$, $-NHMe$, morpholino, or piperazino, or N-methyl-piperazino.

- 227 -

30. A compound according to any one of claims 1 to 17, wherein $-R^{Q2}$ is independently -OH, -Me, $-NH_2$, -NHMe, morpholino, or piperazino, or N-methyl-piperazino.
- 5
31. A compound according to any one of claims 1 to 17, wherein $-R^{Q2}$ is independently -H, -Me, $-NH_2$, -NHMe, morpholino, or piperazino, or N-methyl-piperazino.
- 10
32. A compound according to any one of claims 1 to 17, wherein $-R^{Q2}$ is independently -Me, $-NH_2$, -NHMe, morpholino, or piperazino, or N-methyl-piperazino.
- 15
33. A compound according to any one of claims 1 to 17, wherein $-R^{Q2}$ is -OH.
- * * *
34. A compound according to claim 1, wherein:
either:
- 20 $-R^{Q1}$ is independently -H, $-R^1$, $-R^{1X}$, -Cl, -OH, $-OR^1$, $-OR^{1X}$, -SH, $-SR^1$, $-NH_2$, $-NHR^1$, $-NR^1_2$, or $-NR^{RA}R^{RB}$; and
 $-R^{Q2}$ is independently $-R^2$, $-R^{2X}$, -Cl, -OH, $-OR^2$, $-OR^{2X}$, -SH, $-SR^2$, $-NH_2$, $-NHR^2$, $-NR^2_2$, or $-NR^{RC}R^{RD}$;
- or:
- 25 $-R^{Q1}$ is independently $-R^1$, $-R^{1X}$, -Cl, -OH, $-OR^1$, $-OR^{1X}$, -SH, $-SR^1$, $-NH_2$, $-NHR^1$, $-NR^1_2$, or $-NR^{RA}R^{RB}$; and
 $-R^{Q2}$ is independently -H, $-R^2$, $-R^{2X}$, -Cl, -OH, $-OR^2$, $-OR^{2X}$, -SH, $-SR^2$, $-NH_2$, $-NHR^2$, $-NR^2_2$, or $-NR^{RC}R^{RD}$.
- 30 35. A compound according to claim 1, wherein:
either:
- $-R^{Q1}$ is independently -H, -OH, -Me, $-CF_3$, $-CH_2Br$, $-NH_2$, -NHMe, $-NMe_2$, morpholino, or piperazino, or N-methyl-piperazino; and
 $-R^{Q2}$ is independently -OH, -Me, $-CF_3$, $-CH_2Br$, $-NH_2$, -NHMe, $-NMe_2$, morpholino, or piperazino, or N-methyl-piperazino;
- 35 or:
- $-R^{Q1}$ is independently -OH, -Me, $-CF_3$, $-CH_2Br$, $-NH_2$, -NHMe, $-NMe_2$, morpholino, or piperazino, or N-methyl-piperazino; and
 $-R^{Q2}$ is independently -H, -OH, -Me, $-CF_3$, $-CH_2Br$, $-NH_2$, -NHMe, $-NMe_2$, morpholino, or piperazino, or N-methyl-piperazino.
- 40

- 228 -

36. A compound according to claim 1, wherein:

either:

-R^{Q1} is -OH, and

-R^{Q2} is independently -H, -Me, -NH₂, -NHMe, morpholino, or piperazino, or
5 N-methyl-piperazino.

or:

-R^{Q1} is independently -H, -Me, -NH₂, -NHMe, morpholino, or piperazino, or
N-methyl-piperazino, and

-R^{Q2} is -OH.

10

37. A compound according to claim 1, wherein:

-R^{Q1} is -OH, and

-R^{Q2} is independently -H, -Me, -NH₂, -NHMe, morpholino, or piperazino, or
15 N-methyl-piperazino.

15

38. A compound according to claim 1, wherein:

-R^{Q1} is independently -H, -Me, -NH₂, -NHMe, morpholino, or piperazino, or
N-methyl-piperazino, and

-R^{Q2} is -OH.

20

39. A compound according to claim 1, wherein:

either:

-R^{Q1} is -Me or -NH₂, and

-R^{Q2} is -OH;

or:

-R^{Q1} is -OH, and

-R^{Q2} is -Me or -NH₂.

25

40. A compound according to claim 1, wherein:

-R^{Q1} is -Me or -NH₂, and

-R^{Q2} is -OH.

30

41. A compound according to claim 1, wherein:

-R^{Q1} is -OH, and

-R^{Q2} is -Me or -NH₂.

35

42. A compound according to claim 1, wherein:

either:

-R^{Q1} is -OH, and

-R^{Q2} is -H;

40

- 229 -

or:

-R^{Q1} is -H, and-R^{Q2} is -OH.

- 5 43. A compound according to claim 1, wherein:
-R^{Q1} is -OH, and
-R^{Q2} is -H.
- 10 44. A compound according to claim 1, wherein:
-R^{Q1} is -H, and
-R^{Q2} is -OH.
- 15 45. A compound according to claim 1, wherein:
-R^{Q1} is -OH and
-R^{Q2} is -OH.
- 20 46. A compound according to claim 1, wherein:
-R^{Q1} is independently -H, -R¹, -R^{1X}, -Cl, -OR¹, -OR^{1X}, -SH, -SR¹, -NH₂, -NHR¹,
-NR¹₂, or -NR^{RA}R^{RB}; and
-R^{Q2} is independently -H, -R², -R^{2X}, -Cl, -OR², -OR^{2X}, -SH, -SR², -NH₂, -NHR²,
-NR²₂, or -NR^{RC}RRD.
- 25 47. A compound according to claim 1, wherein:
-R^{Q1} is independently -H, -R¹, -Cl, -OR¹, -SH, -SR¹, -NH₂, -NHR¹, -NR¹₂, or
-NR^{RA}R^{RB}; and
-R^{Q2} is independently -H, -R², -Cl, -OR², -SH, -SR², -NH₂, -NHR², -NR²₂, or
-NR^{RC}RRD.
- 30 48. A compound according to claim 1, wherein:
-R^{Q1} is independently -H, -Me, -NH₂, -NHMe, morpholino, or piperazino, or
N-methyl-piperazino; and
-R^{Q2} is independently -H, -Me, -NH₂, -NHMe, morpholino, or piperazino, or
N-methyl-piperazino.
- 35 49. A compound according to claim 1, wherein:
-R^{Q1} is independently -H; and
-R^{Q2} is independently -H, -Me, -NH₂, -NHMe, morpholino, or piperazino, or
N-methyl-piperazino.

- 230 -

50. A compound according to claim 1, wherein:
 either:
 -R^{Q1} is independently -H, -R¹, -R^{1X}, -Cl, -OR¹, -OR^{1X}, -SH, -SR¹, -NH₂, -NHR¹,
 -NR¹₂, or -NR^{RA}R^{RB}; and
 5 -R^{Q2} is independently -R², -R^{2X}, -Cl, -OR², -OR^{2X}, -SH, -SR², -NH₂, -NHR², -NR²₂,
 or -NR^{RC}RRD;
 or:
 -R^{Q1} is independently -R¹, -R^{1X}, -Cl, -OR¹, -OR^{1X}, -SH, -SR¹, -NH₂, -NHR¹, -NR¹₂,
 or -NR^{RA}R^{RB}; and
 10 -R^{Q2} is independently -H, -R², -R^{2X}, -Cl, -OR², -OR^{2X}, -SH, -SR², -NH₂, -NHR²,
 -NR²₂, or -NR^{RC}RRD.
51. A compound according to claim 1, wherein:
 -R^{Q1} is independently -H, -R¹, -R^{1X}, -Cl, -OR¹, -OR^{1X}, -SH, -SR¹, -NH₂, -NHR¹,
 15 -NR¹₂, or -NR^{RA}R^{RB}; and
 -R^{Q2} is independently -R², -R^{2X}, -Cl, -OR², -OR^{2X}, -SH, -SR², -NH₂, -NHR², -NR²₂,
 or -NR^{RC}RRD.
52. A compound according to claim 1, wherein:
 20 -R^{Q1} is independently -R¹, -R^{1X}, -Cl, -OR¹, -OR^{1X}, -SH, -SR¹, -NH₂, -NHR¹, -NR¹₂,
 or -NR^{RA}R^{RB}; and
 -R^{Q2} is independently -H, -R², -R^{2X}, -Cl, -OR², -OR^{2X}, -SH, -SR², -NH₂, -NHR²,
 -NR²₂, or -NR^{RC}RRD.
- 25 53. A compound according to claim 1, wherein:
 either:
 -R^{Q1} is independently -H, -R¹, -Cl, -OR¹, -SH, -SR¹, -NH₂, -NHR¹, -NR¹₂, or
 -NR^{RA}R^{RB}; and
 -R^{Q2} is independently -R², -Cl, -OR², -SH, -SR², -NH₂, -NHR², -NR²₂, or -NR^{RC}RRD;
 30 or:
 -R^{Q1} is independently -R¹, -Cl, -OR¹, -SH, -SR¹, -NH₂, -NHR¹, -NR¹₂, or -NR^{RA}R^{RB};
 and
 -R^{Q2} is independently -H, -R², -Cl, -OR², -SH, -SR², -NH₂, -NHR², -NR²₂, or
 -NR^{RC}RRD.
- 35 54. A compound according to claim 1, wherein:
 -R^{Q1} is independently -H, -R¹, -Cl, -OR¹, -SH, -SR¹, -NH₂, -NHR¹, -NR¹₂, or
 -NR^{RA}R^{RB}; and
 -R^{Q2} is independently -R², -Cl, -OR², -SH, -SR², -NH₂, -NHR², -NR²₂, or -NR^{RC}RRD.
- 40

- 231 -

55. A compound according to claim 1, wherein:
 -R^{Q1} is independently -R¹, -Cl, -OR¹, -SH, -SR¹, -NH₂, -NHR¹, -NR¹₂, or -NR^{RA}R^{RB},
 and
 -R^{Q2} is independently -H, -R², -Cl, -OR², -SH, -SR², -NH₂, -NHR², -NR²₂, or
 5 -NR^{RC}RRD.

56. A compound according to claim 1, wherein:
 either:
 -R^{Q1} is independently -H, -Me, -NH₂, -NHMe, morpholino, or piperazino, or
 10 N-methyl-piperazino; and
 -R^{Q2} is independently -Me, -NH₂, -NHMe, morpholino, or piperazino, or
 N-methyl-piperazino;
 or:
 -R^{Q1} is independently -Me, -NH₂, -NHMe, morpholino, or piperazino, or
 15 N-methyl-piperazino; and
 -R^{Q2} is independently -H, -Me, -NH₂, -NHMe, morpholino, or piperazino, or
 N-methyl-piperazino.

* * *

20 57. A compound according to any one of claims 1 to 56, wherein each -R¹¹, if present,
 is independently -Me or -Et.

25 58. A compound according to any one of claims 1 to 56, wherein each -R¹, if present,
 is independently saturated aliphatic C₁₋₆alkyl, and is unsubstituted.

59. A compound according to any one of claims 1 to 56, wherein each -R¹, if present,
 is independently saturated aliphatic C₁₋₄alkyl, and is unsubstituted.

* * *

30 60. A compound according to any one of claims 1 to 59, wherein each -R²², if present,
 is independently -Me or -Et.

35 61. A compound according to any one of claims 1 to 59, wherein each -R², if present,
 is independently saturated aliphatic C₁₋₆alkyl, and is unsubstituted.

40 62. A compound according to any one of claims 1 to 59, wherein each -R², if present,
 is independently saturated aliphatic C₁₋₄alkyl, and is unsubstituted.

* * *

- 232 -

63. A compound according to any one of claims 1 to 62, wherein each $-R^{1X}$, if present, is independently saturated aliphatic C_{1-4} alkyl substituted with one or more groups selected from -F or -Cl.

5

64. A compound according to any one of claims 1 to 62, wherein each $-R^{1X}$, if present, is independently $-CF_3$ or $-CH_2Br$.

65. A compound according to any one of claims 1 to 62, wherein each $-R^{1X}$, if present, is independently $-CF_3$.

0

* * *

66. A compound according to any one of claims 1 to 65, wherein each $-R^{2X}$, if present, is independently saturated aliphatic C_{1-4} alkyl substituted with one or more groups selected from -F or -Cl.

5

67. A compound according to any one of claims 1 to 65, wherein each $-R^{2X}$, if present, is independently $-CF_3$ or $-CH_2Br$.

0

68. A compound according to any one of claims 1 to 65, wherein each $-R^{2X}$, if present, is independently $-CF_3$.

* * *

5

69. A compound according to any one of claims 1 to 68, wherein:
 $-NR^{RA}R^{RB}$, if present, is independently piperidino, piperazino, or morpholino, and is optionally substituted with one or more groups selected from saturated aliphatic C_{1-4} alkyl; and

0

$-NR^{RC}R^{RB}$, if present, is independently piperidino, piperazino, or morpholino, and is optionally substituted with one or more groups selected from saturated aliphatic C_{1-4} alkyl.

* * *

5

70. A compound according to any one of claims 1 to 68, wherein -X- is independently -O- or -S-.

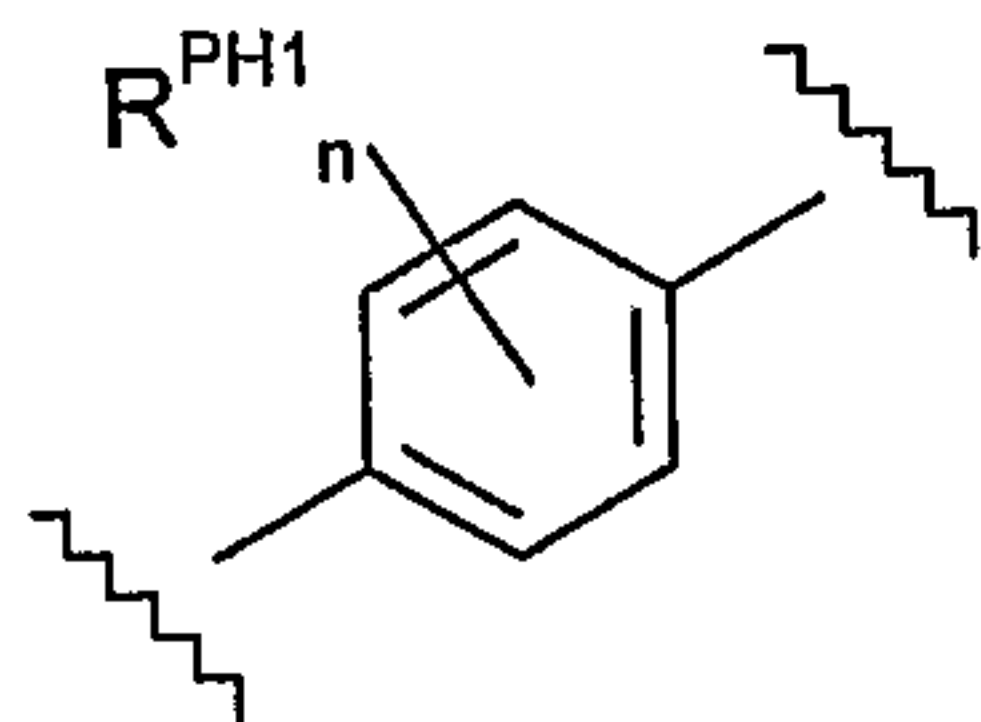
71. A compound according to any one of claims 1 to 68, wherein -X- is independently -O-.

0

- 233 -

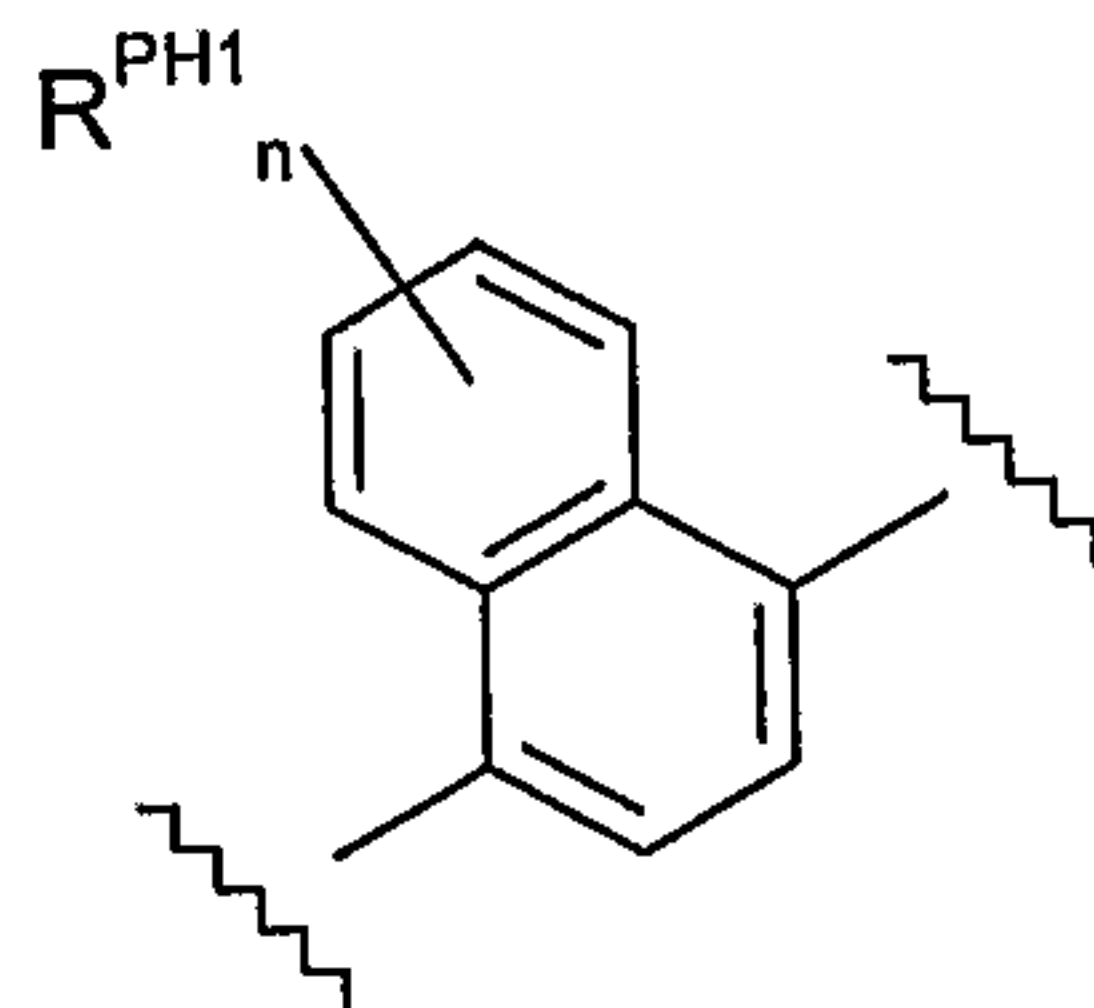
* * *

72. A compound according to any one of claims 1 to 71, wherein -M- is independently:

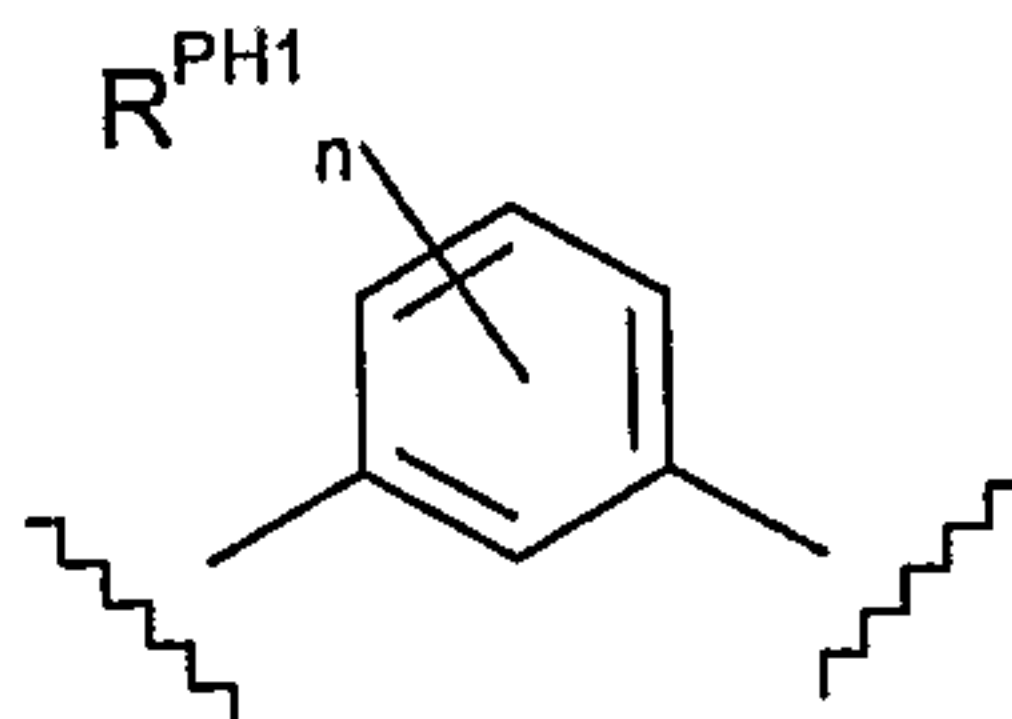


5

73. A compound according to any one of claims 1 to 71, wherein -M- is independently:



74. A compound according to any one of claims 1 to 71, wherein -M- is independently:



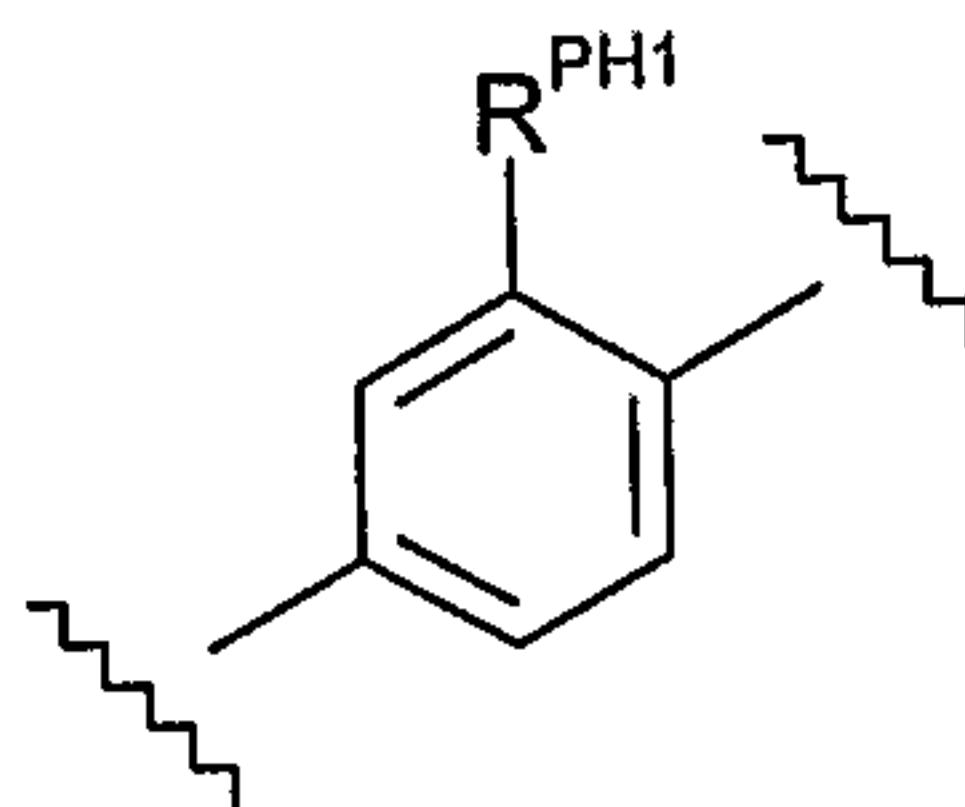
10

75. A compound according to any one of claims 1 to 74, wherein n is independently 0 or 1.

- 15 76. A compound according to any one of claims 1 to 74, wherein n is independently 0.

77. A compound according to any one of claims 1 to 74, wherein n is independently 1.

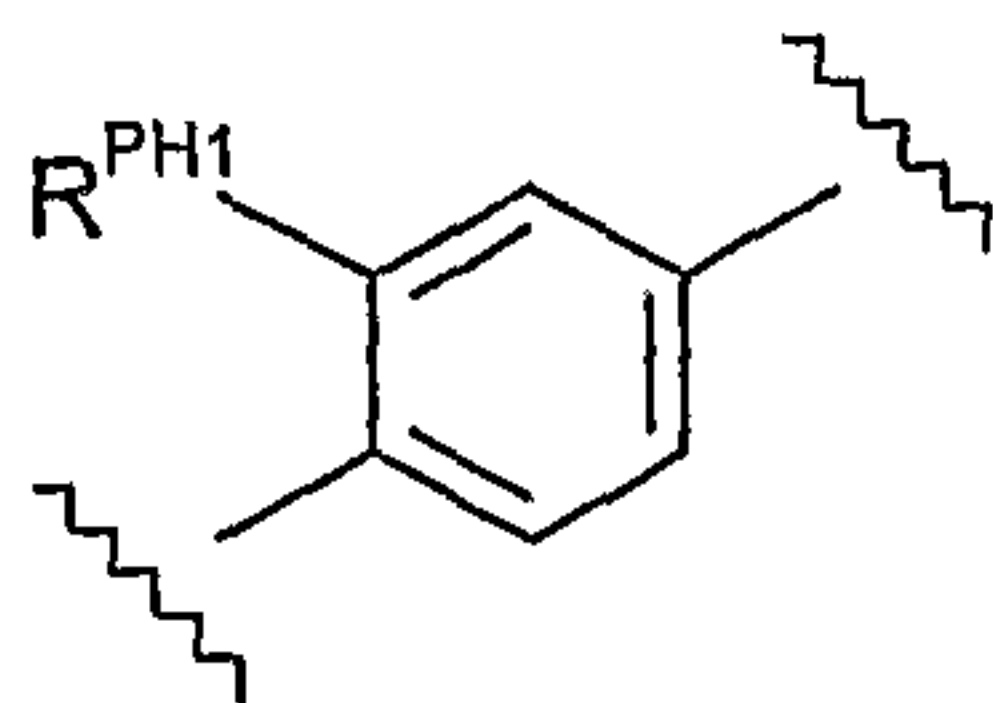
78. A compound according to any one of claims 1 to 71, wherein -M- is independently:



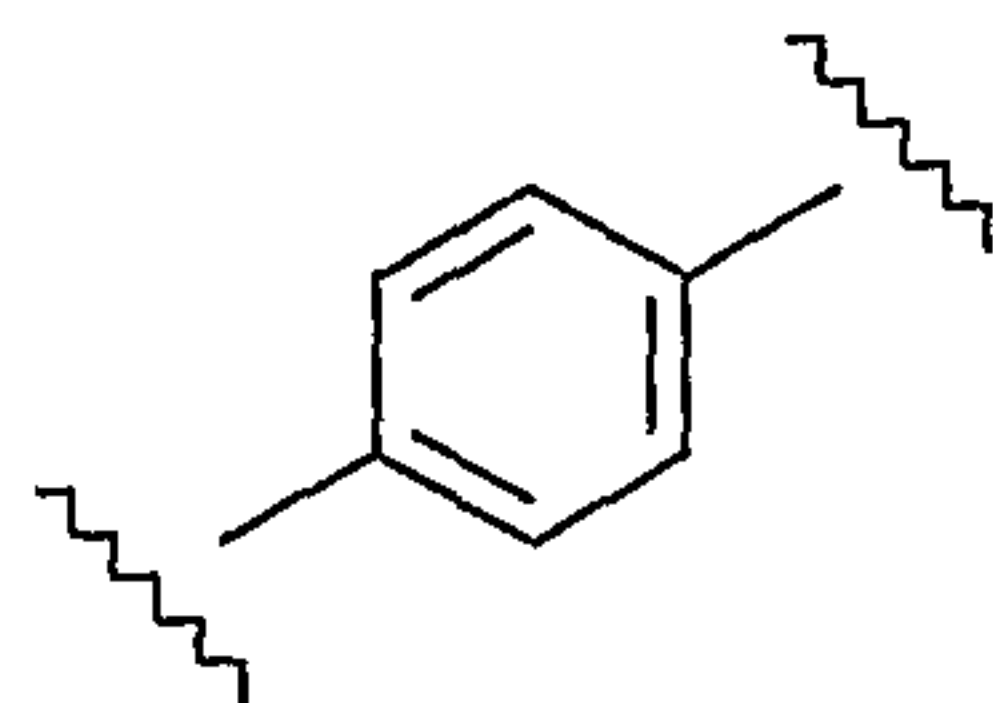
20

- 234 -

79. A compound according to any one of claims 1 to 71, wherein -M- is independently:

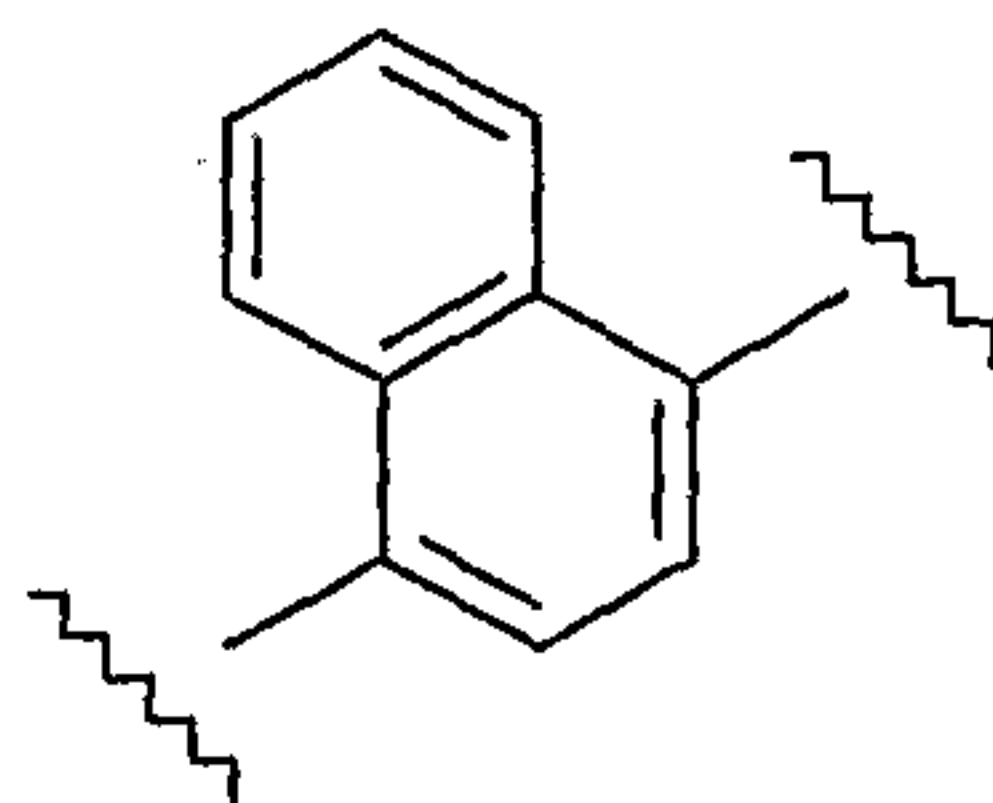


80. A compound according to any one of claims 1 to 71, wherein -M- is independently:



5

81. A compound according to any one of claims 1 to 71, wherein -M- is independently:

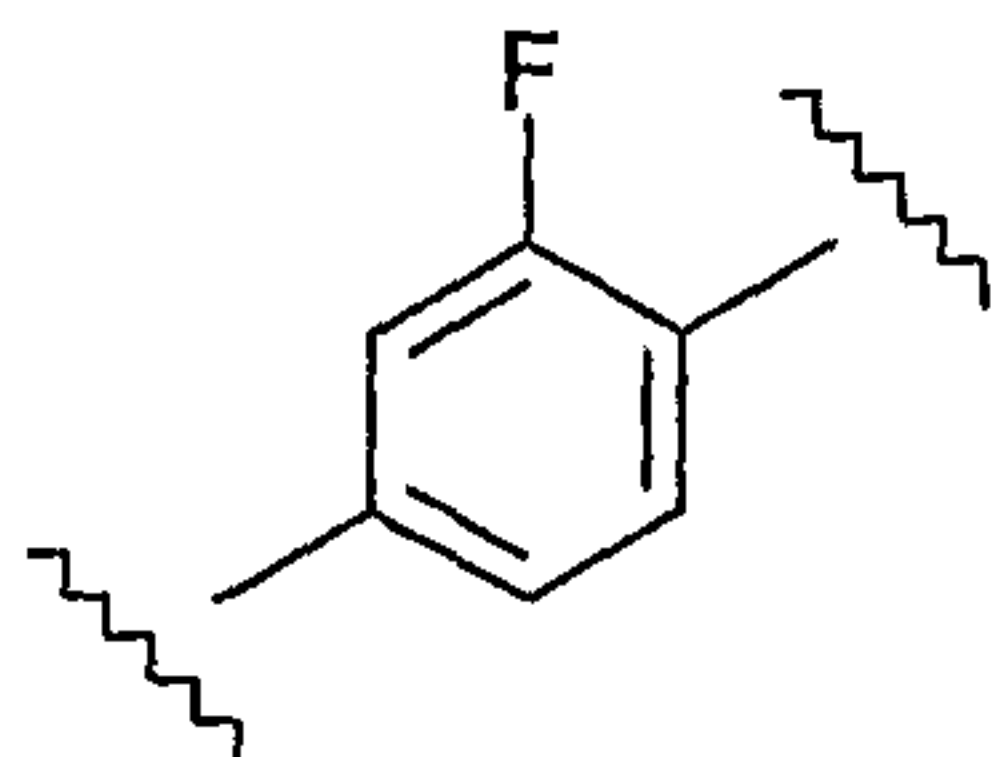


- 10 82. A compound according to any one of claims 1 to 81, wherein each -R^{PH1}, if present, is independently -F, -Cl, -Br, -I, -R³, -OH, -OR³, -SH, or -SR³; wherein each -R³ is independently saturated aliphatic C₁₋₄alkyl.

- 15 83. A compound according to any one of claims 1 to 81, wherein each -R^{PH1}, if present, is independently -F or -SR³.

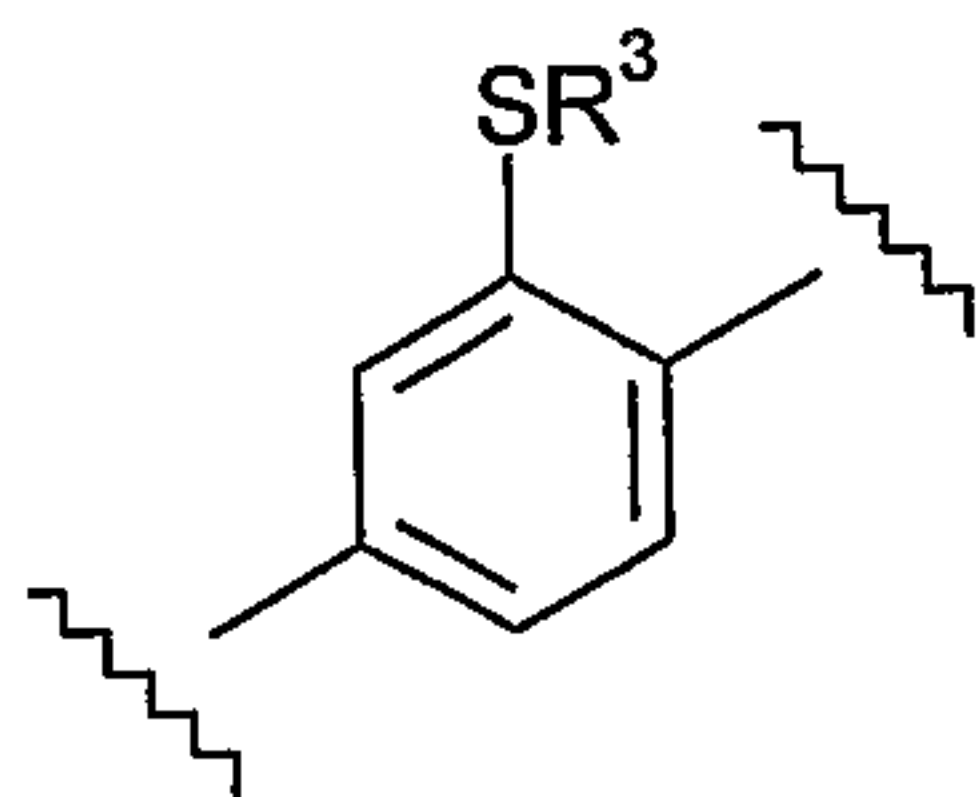
84. A compound according to any one of claims 1 to 81, wherein each -R^{PH1}, if present, is independently -F or -SMe.

- 20 85. A compound according to any one of claims 1 to 71, wherein -M- is independently:

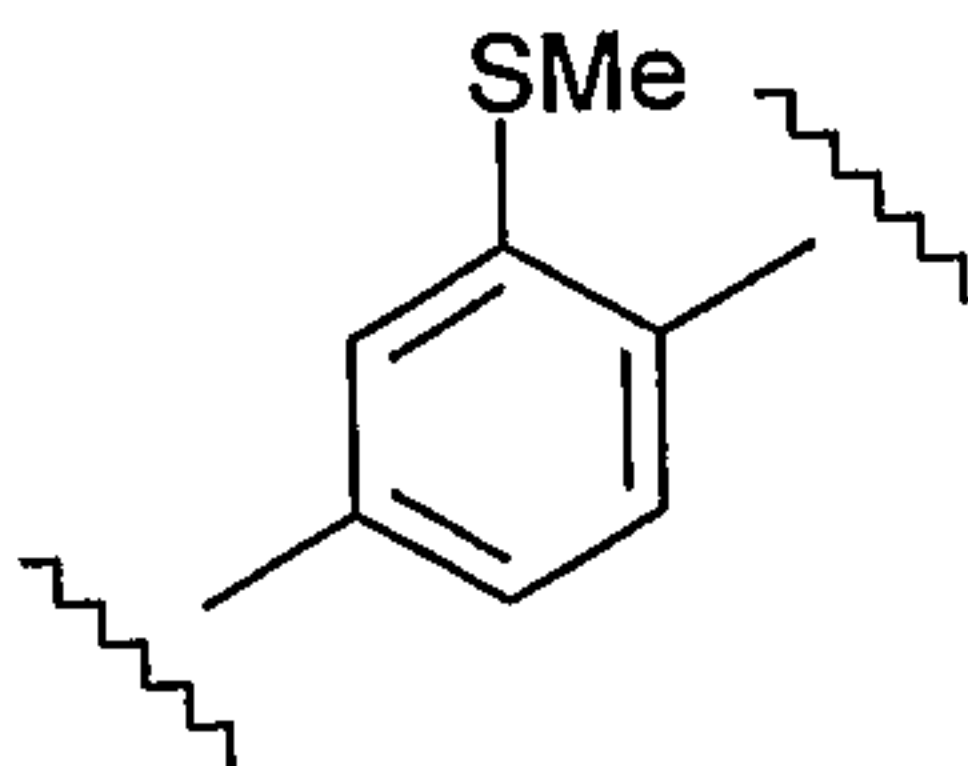


- 235 -

86. A compound according to any one of claims 1 to 71, wherein -M- is independently:



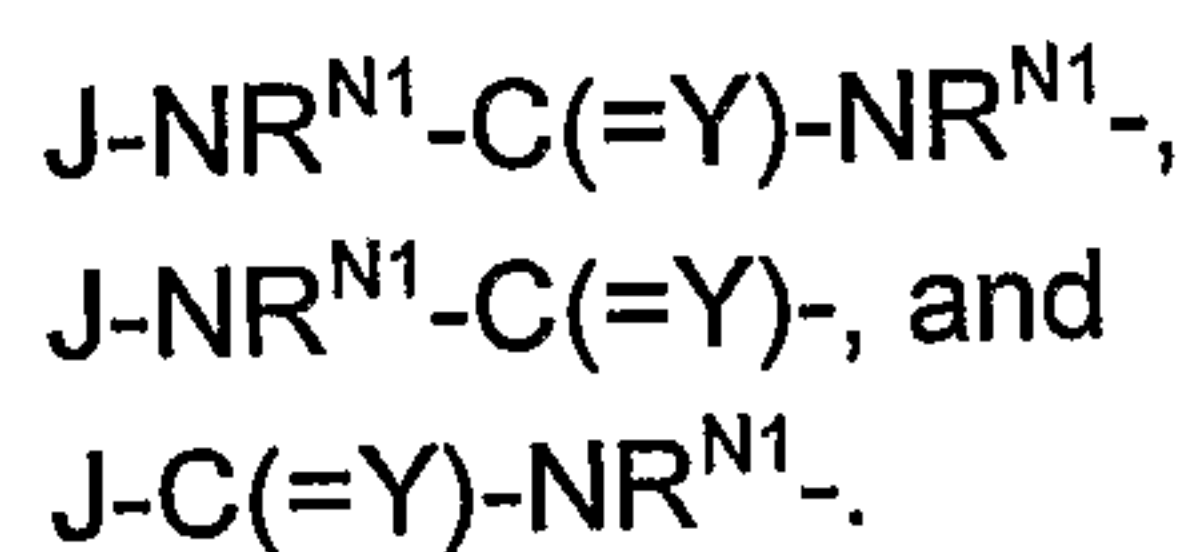
87. A compound according to any one of claims 1 to 71, wherein -M- is independently:



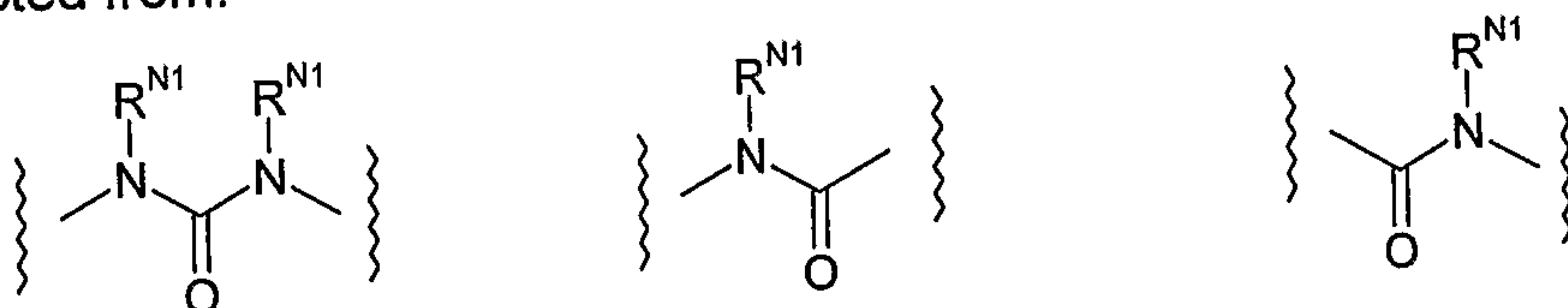
5

* * *

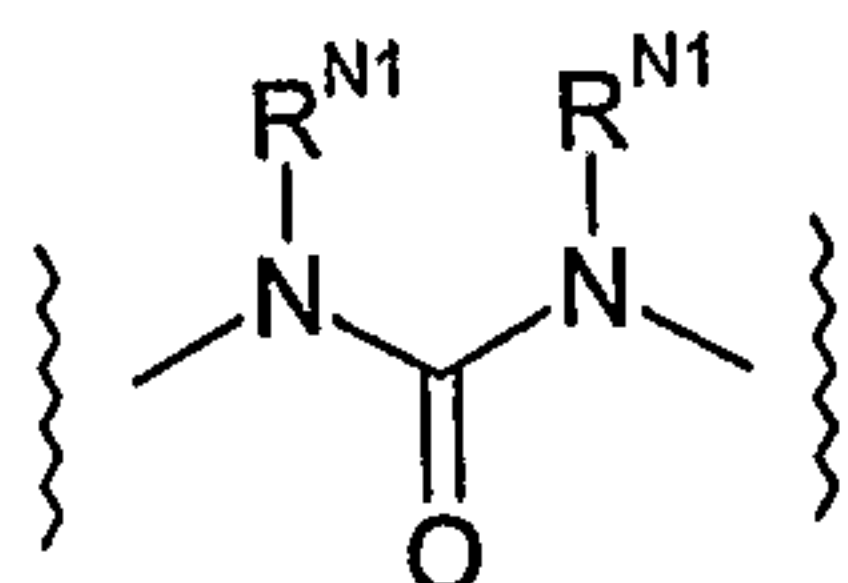
88. A compound according to any one of claims 1 to 87, wherein J-L- is independently selected from:



89. A compound according to any one of claims 1 to 87, wherein -L- is independently selected from:

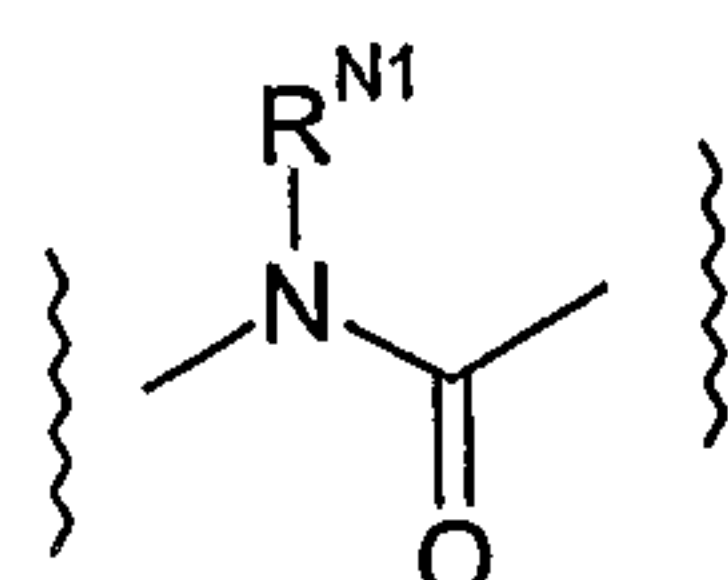


90. A compound according to any one of claims 1 to 87, wherein -L- is independently:



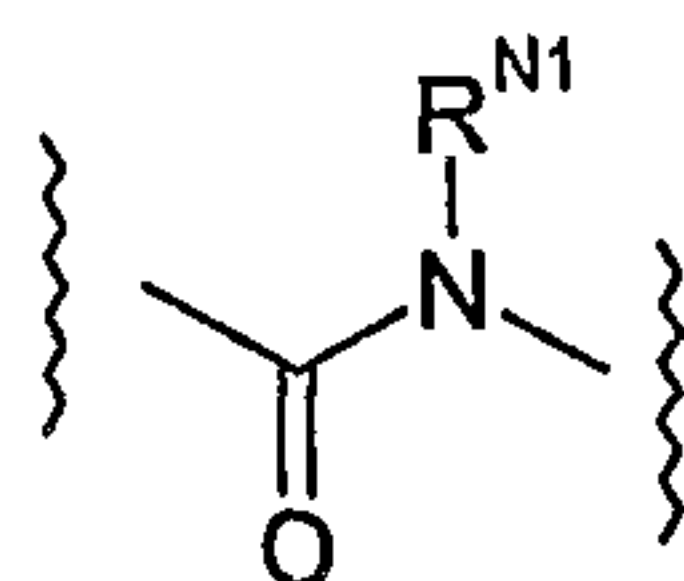
20

91. A compound according to any one of claims 1 to 87, wherein -L- is independently:



- 236 -

92. A compound according to any one of claims 1 to 87, wherein -L- is independently:



- 5 93. A compound according to any one of claims 1 to 92, wherein each -R^{N1}, if present, is independently -H.

* * *

- 10 94. A compound according to any one of claims 1 to 93, wherein -J is independently phenyl, pyrazolyl, or pyridyl, and is optionally substituted.

95. A compound according to any one of claims 1 to 93, wherein -J is independently phenyl or pyrazolyl, and is optionally substituted.

- 15 96. A compound according to any one of claims 1 to 93, wherein -J is independently phenyl, and is optionally substituted.

97. A compound according to any one of claims 1 to 93, wherein -J is independently pyrazolyl, and is optionally substituted.

20

98. A compound according to any one of claims 1 to 93, wherein -J is independently 1H-pyrazol-5-yl, and is optionally substituted.

- 25 99. A compound according to any one of claims 1 to 93, wherein -J is independently pyridyl, and is optionally substituted.

100. A compound according to any one of claims 1 to 93, wherein -J is independently pyrid-3-yl, and is optionally substituted.

30

* * *

101. A compound according to any one of claims 1 to 100, wherein -J is optionally substituted with one or more substituents selected from:

- 35 -F, -Cl, -Br, -I, -CF₃, -OCF₃,
 -R⁴, -R^{4S}, -R^{4A}, -R^{4B}, -R^{4C}, -L⁴-R^{4C}, -Ar, -L⁴-Ar,
 -OH, -OR⁴, -L⁴-OH, -L⁴-OR⁴, -O-L⁴-OH, -O-L⁴-OR⁴,
 -OR^{4C}, -O-L⁴-R^{4C}, -OAr, -O-L⁴-Ar,
 -SH, -SR⁴, -CN, -NO₂,

- 237 -

$-NH_2$, $-NHR^{4SS}$, $-R^N$,
 $-L^4-NH_2$, $-L^4-NHR^{4SS}$, $-L^4-R^N$,
 $-O-L^4-NH_2$, $-O-L^4-NHR^{4SS}$, $-O-L^4-R^N$,
 $-NH-L^4-NH_2$, $-NH-L^4-NHR^{4SS}$, $-NH-L^4-R^N$,
 $-NR^4-L^4-NH_2$, $-NR^4-L^4-NHR^{4SS}$, $-NR^4-L^4-R^N$,

5

102. A compound according to any one of claims 1 to 100, wherein -J is optionally substituted with one or more substituents selected from:

$-F$, $-Cl$, $-Br$, $-I$, $-CF_3$, $-OCF_3$,
 $-R^4$, $-R^{4S}$, $-R^{4A}$, $-R^{4B}$, $-R^{4C}$, $-L^4-R^{4C}$, $-Ar$, $-L^4-Ar$,
 $-OH$, $-OR^4$, $-L^4-OH$, $-L^4-OR^4$, $-O-L^4-OH$, $-O-L^4-OR^4$,
 $-OR^{4C}$, $-O-L^4-R^{4C}$, $-OAr$, $-O-L^4-Ar$,
 $-NH_2$, $-NHR^{4SS}$, $-R^N$,
 $-L^4-NH_2$, $-L^4-NHR^{4SS}$, $-L^4-R^N$,
 $-O-L^4-NH_2$, $-O-L^4-NHR^{4SS}$, $-O-L^4-R^N$,
 $-NH-L^4-NH_2$, $-NH-L^4-NHR^{4SS}$, $-NH-L^4-R^N$,
 $-NR^4-L^4-NH_2$, $-NR^4-L^4-NHR^{4SS}$, and $-NR^4-L^4-R^N$,

10

15

103. A compound according to any one of claims 1 to 100, wherein -J is optionally substituted with one or more substituents selected from $-F$, $-Cl$, $-Br$, $-I$, $-R^4$, $-Ar$, $-L^4-Ar$, $-OH$, $-OR^4$, $-CF_3$, $-OCF_3$, $-OAr$, $-O-L^4-Ar$.

20

104. A compound according to any one of claims 1 to 103, wherein each -Ar, if present, is independently phenyl or pyridyl optionally substituted with one or more substituents selected from $-F$, $-Cl$, $-Br$, $-I$, $-R^5$, $-OH$, $-OR^5$, $-CF_3$, $-OCF_3$, and $-S(=O)_2R^5$.

25

105. A compound according to any one of claims 1 to 100, wherein -J is optionally substituted with one or more substituents selected from $-F$, $-Cl$, $-Br$, $-I$, $-R^4$, $-OH$, $-OR^4$, $-CF_3$, $-OCF_3$, and $-Ph$, wherein each $-R^4$ is independently saturated aliphatic C_{1-4} alkyl; and each $-Ph$ denotes phenyl optionally substituted with one or more substituents selected from $-F$, $-Cl$, $-Br$, $-I$, $-R^5$, $-OH$, $-OR^5$, $-CF_3$, and $-OCF_3$, wherein each $-R^5$ is independently saturated aliphatic C_{1-4} alkyl.

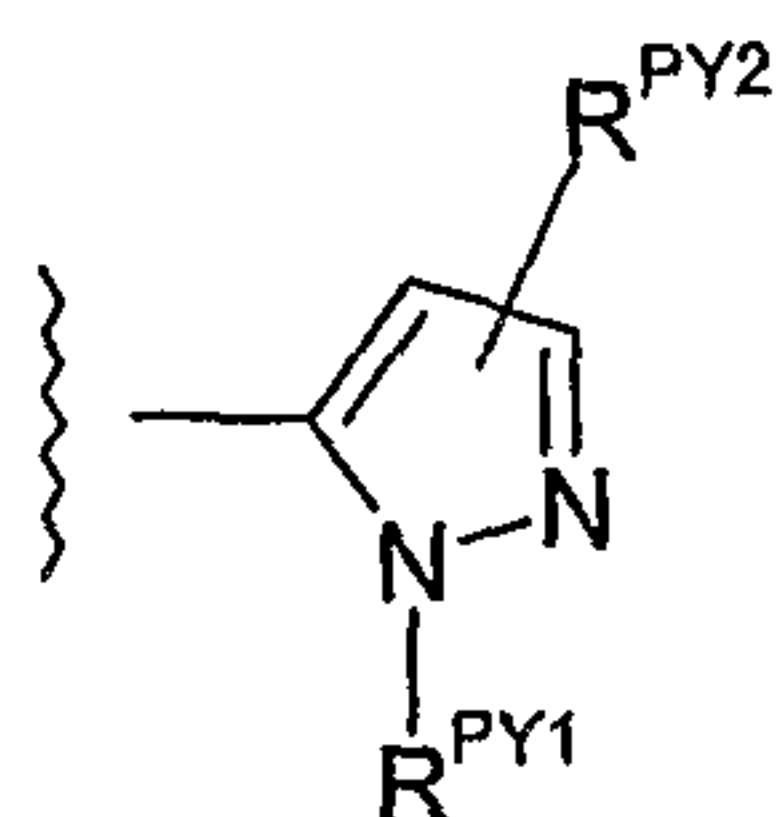
30

35

* * *

- 238 -

106. A compound according to any one of claims 1 to 93, wherein -J is independently:



wherein:

-R^{PY1} is independently selected from -R⁴, -R^{4S}, -R^{4A}, -R^{4B}, -R^{4C}, -L⁴-R^{4C}, -Ar, and -L⁴-Ar; and

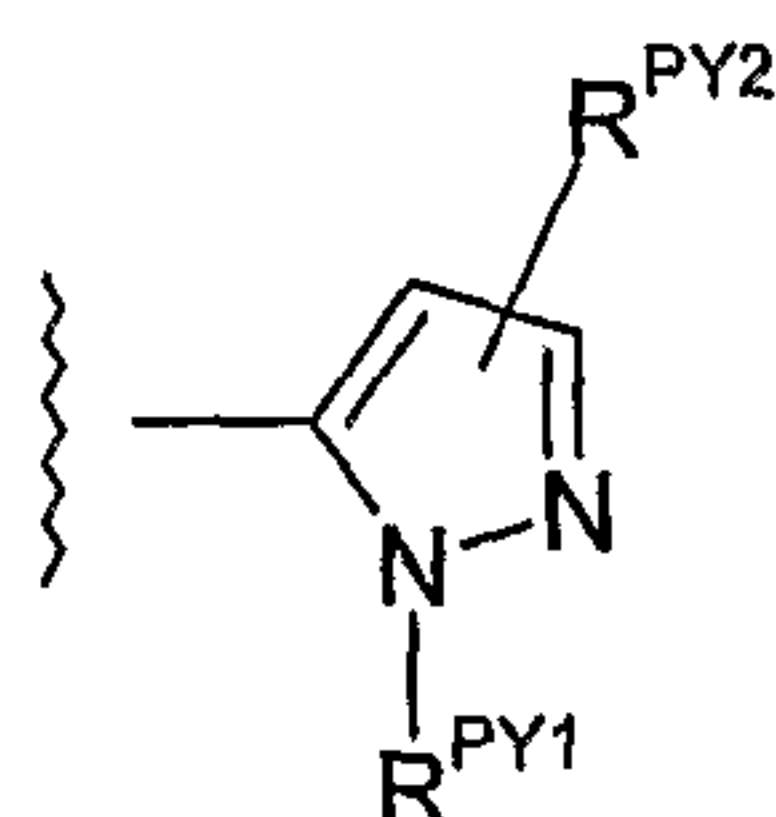
-R^{PY2} is independently -F, -Cl, -Br, -I, -R⁴, -OH, -OR⁴, -CF₃, -OCF₃, and -Ar.

107. A compound according to claim 106, wherein -R^{PY1} is independently -Ar.

108. A compound according to claim 106, wherein -R^{PY1} is independently phenyl or C₅₋₆heteroaryl, and is optionally substituted with one or more substituents selected from -F, -Cl, -Br, -I, -R⁵, -OH, -OR⁵, -CF₃, -OCF₃, and -S(=O)₂R⁵.

109. A compound according to claim 106, wherein -R^{PY1} is independently phenyl or pyridyl, and is optionally substituted with one or more substituents selected from -F, -Cl, -Br, -I, -R⁵, -OH, -OR⁵, -CF₃, -OCF₃, and -S(=O)₂R⁵.

110. A compound according to any one of claims 1 to 93, wherein -J is independently:



wherein:

-R^{PY1} is independently phenyl or C₅₋₆heteroaryl, and is optionally substituted with one or more substituents selected from -F, -Cl, -Br, -I, -R⁵, -OH, -OR⁵, -CF₃, -OCF₃, wherein each -R⁵ is independently saturated aliphatic C₁₋₄alkyl;

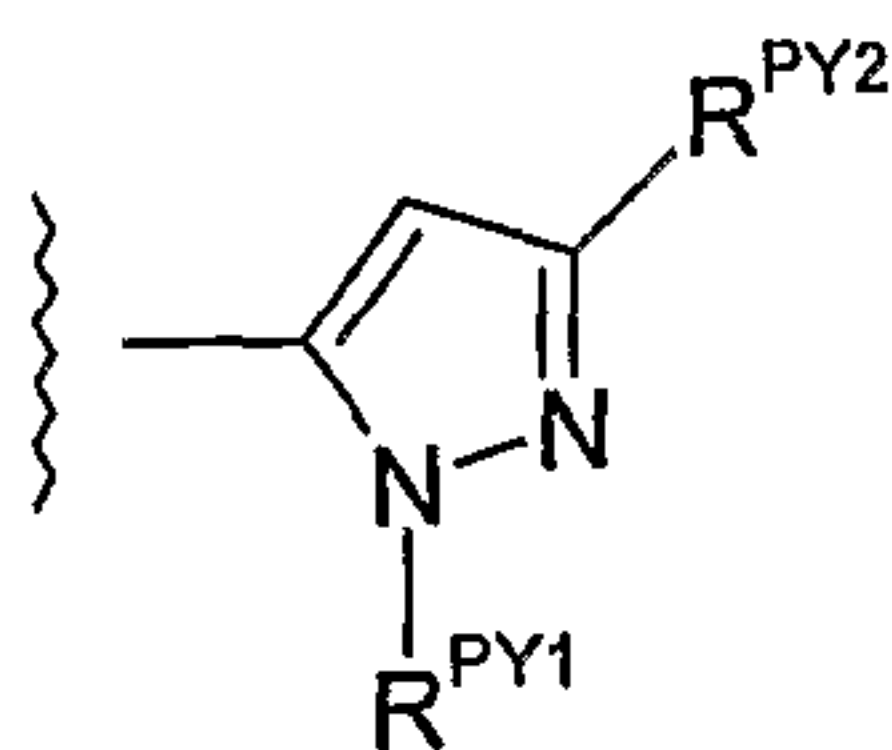
-R^{PY2} is independently -F, -Cl, -Br, -I, -R⁴, -OH, -OR⁴, -CF₃, -OCF₃, and -Ph, wherein each -R⁴ is independently saturated aliphatic C₁₋₄alkyl.

111. A compound according to any one of claims 106 to 110, wherein -R^{PY1} is independently phenyl or pyridyl, and is optionally substituted with one or more substituents selected from -F, -Cl, -Br, -I, -R⁵, -OH, -OR⁵, -CF₃, -OCF₃.

112. A compound according to any one of claims 106 to 110, wherein -R^{PY1} is independently phenyl, and is optionally substituted with one or more substituents selected from -F, -Cl, -Br, -I, -R⁵, -OH, -OR⁵, -CF₃, -OCF₃.

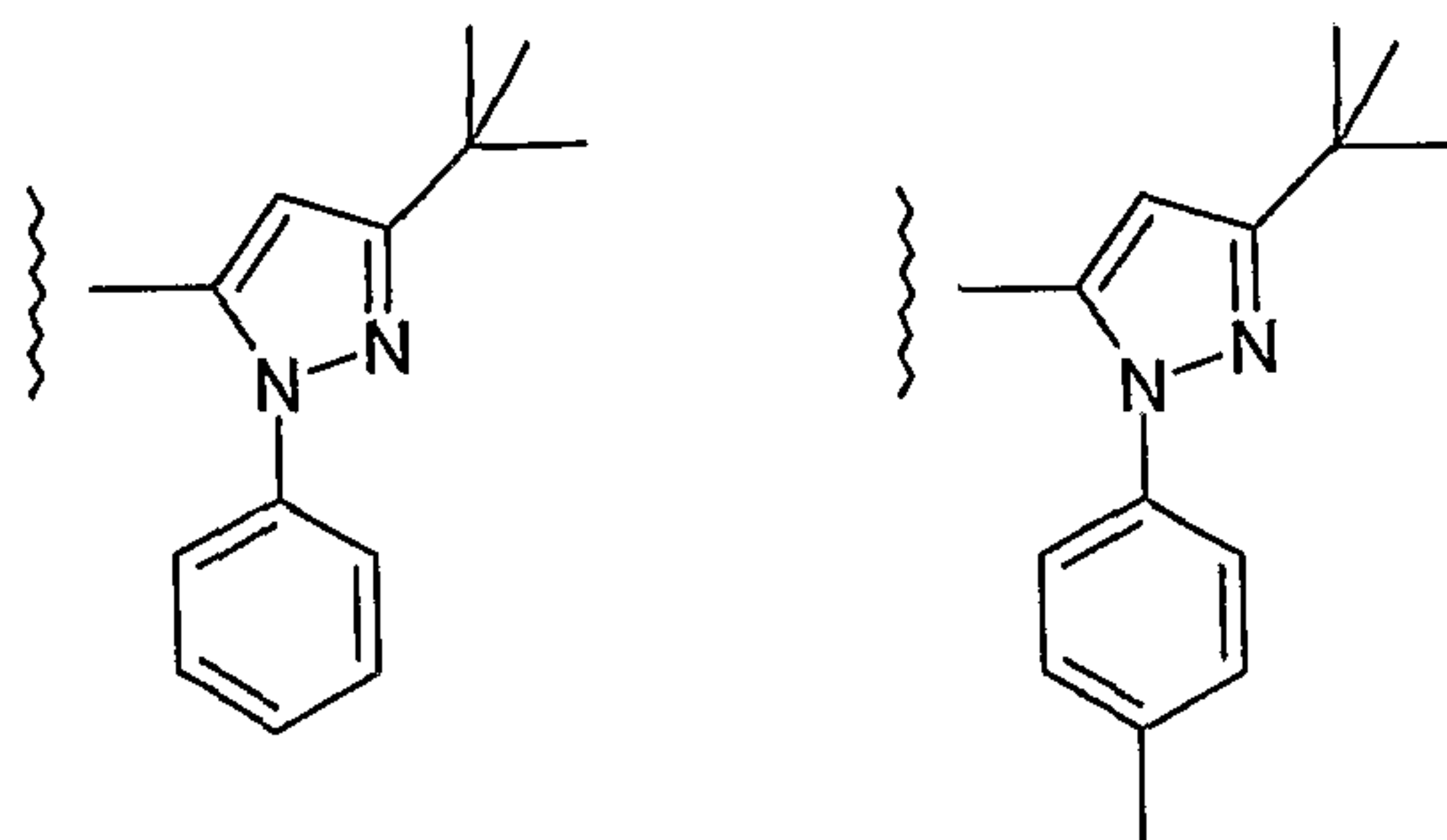
- 239 -

113. A compound according to any one of claims 106 to 110, wherein $-R^{PY1}$ is independently phenyl, and is optionally substituted with one or more substituents selected from $-F$, $-Cl$, $-Br$, $-I$, $-R^5$, $-OH$, $-OR^5$,
- 5
114. A compound according to any one of claims 106 to 110, wherein $-R^{PY1}$ is independently phenyl, and is optionally substituted with one or more substituents selected from $-R^5$.
- 10
115. A compound according to any one of claims 106 to 110, wherein $-R^{PY1}$ is independently pyridyl, and is optionally substituted with one or more substituents selected from $-F$, $-Cl$, $-Br$, $-I$, $-R^5$, $-OH$, $-OR^5$, $-CF_3$, $-OCF_3$.
- 15
116. A compound according to any one of claims 106 to 110, wherein $-R^{PY1}$ is independently pyridyl, and is optionally substituted with one or more substituents selected from $-OH$ and $-OR^5$.
117. A compound according to any one of claims 106 to 116, wherein each $-R^5$, if present, is $-Me$.
- 20
118. A compound according to any one of claims 106 to 117, wherein $-R^{PY2}$ is independently $-R^4$.
119. A compound according to any one of claims 106 to 117, wherein $-R^{PY2}$ is independently $-tBu$.
- 25
120. A compound according to any one of claims 1 to 93, wherein $-J$ is independently:

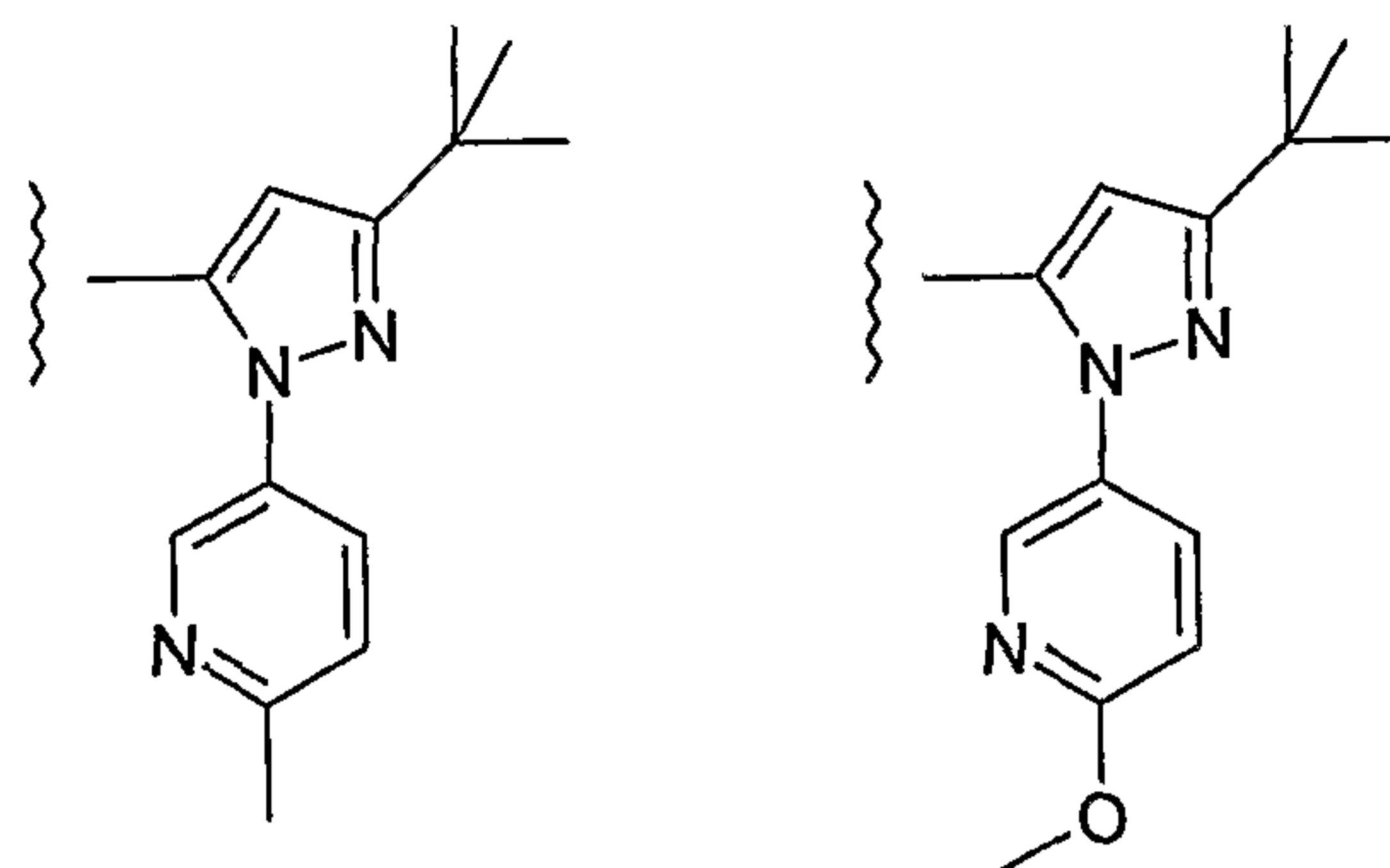


- 240 -

121. A compound according to any one of claims 1 to 93, wherein -J is independently selected from:



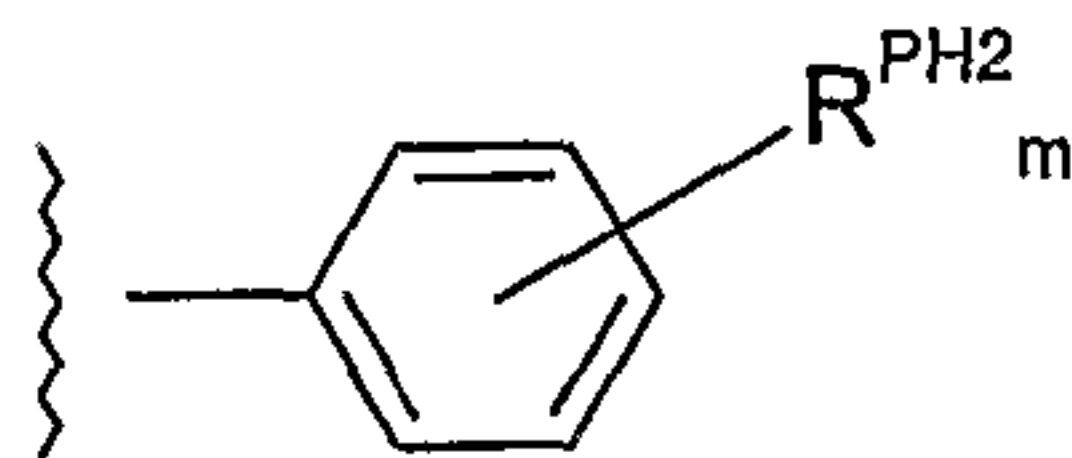
- 5 122. A compound according to any one of claims 1 to 93, wherein -J is independently selected from:



* * *

10

123. A compound according to any one of claims 1 to 93, wherein -J is independently:



wherein:

m is independently 0, 1, 2, or 3;

each $-R^{PH2}$ is independently selected from:

-F, -Cl, -Br, -I, -CF₃, -OCF₃,

-R⁴, -R^{4S}, -R^{4A}, -R^{4B}, -R^{4C}, -L⁴-R^{4C}, -Ar, -L⁴-Ar,

-OH, -OR⁴, -L⁴-OH, -L⁴-OR⁴, -O-L⁴-OH, -O-L⁴-OR⁴,

-OR^{4C}, -O-L⁴-R^{4C}, -OAr, -O-L⁴-Ar,

-SH, -SR⁴, -CN, -NO₂,

-NH₂, -NHR^{4SS}, -R^N,

-L⁴-NH₂, -L⁴-NHR^{4SS}, -L⁴-R^N,

-O-L⁴-NH₂, -O-L⁴-NHR^{4SS}, -O-L⁴-R^N,

-NH-L⁴-NH₂, -NH-L⁴-NHR^{4SS}, -NH-L⁴-R^N,

-NR⁴-L⁴-NH₂, -NR⁴-L⁴-NHR^{4SS}, and -NR⁴-L⁴-R^N.

25

- 241 -

124. A compound according to claim 123, wherein each $-R^{PH2}$, if present, is independently selected from:

5
 -F, -Cl, -Br, -I, -CF₃, -OCF₃,
 -R⁴, -R^{4S}, -R^{4A}, -R^{4B}, -R^{4C}, -L⁴-R^{4C}, -Ar, -L⁴-Ar,
 -OH, -OR⁴, -L⁴-OH, -L⁴-OR⁴, -O-L⁴-OH, -O-L⁴-OR⁴,
 -OR^{4C}, -O-L⁴-R^{4C}, -OAr, -O-L⁴-Ar,
 -NH₂, -NHR^{4SS}, -R^N,
 -L⁴-NH₂, -L⁴-NHR^{4SS}, -L⁴-R^N,
 10
 -O-L⁴-NH₂, -O-L⁴-NHR^{4SS}, -O-L⁴-R^N,
 -NH-L⁴-NH₂, -NH-L⁴-NHR^{4SS}, -NH-L⁴-R^N,
 -NR⁴-L⁴-NH₂, -NR⁴-L⁴-NHR^{4SS}, and -NR⁴-L⁴-R^N.

125. A compound according to claim 123, wherein each $-R^{PH2}$, if present, is independently selected from:

15
 -F, -Cl, -Br, -I, -CF₃, -OCF₃,
 -R⁴, -R^{4S}, -Ar, -L⁴-Ar,
 -OH, -OR⁴, -OAr, -O-L⁴-Ar, -L⁴-OH, -L⁴-OR⁴, -O-L⁴-OH, -O-L⁴-OR⁴,
 -NH₂, -NHR^{4SS}, -R^N,
 20
 -L⁴-NH₂, -L⁴-NHR^{4SS}, -L⁴-R^N,
 -O-L⁴-NH₂, -O-L⁴-NHR^{4SS}, -O-L⁴-R^N,
 -NH-L⁴-NH₂, -NH-L⁴-NHR^{4SS}, -NH-L⁴-R^N,
 -NR⁴-L⁴-NH₂, -NR⁴-L⁴-NHR^{4SS}, and -NR⁴-L⁴-R^N.

126. A compound according to claim 123, wherein each $-R^{PH2}$, if present, is independently selected from:

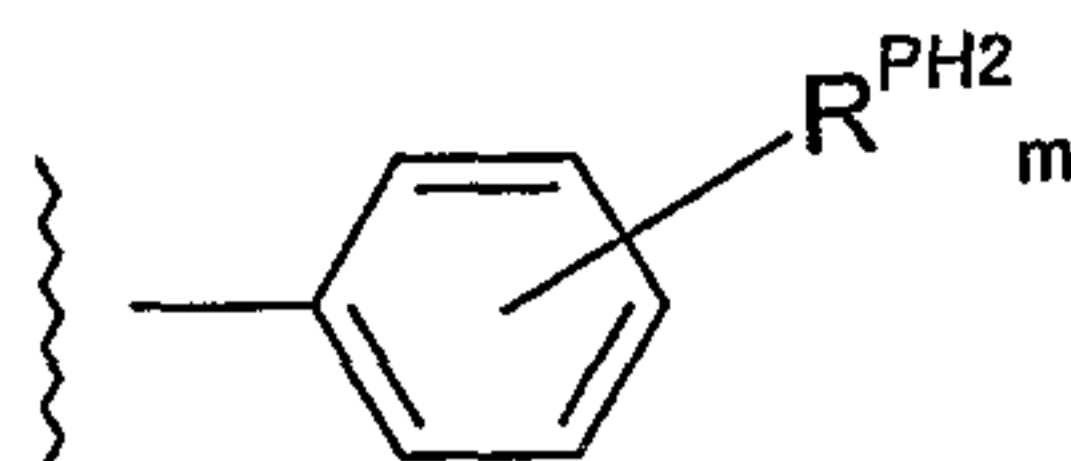
25
 -F, -Cl, -Br, -I, -CF₃, -OCF₃,
 -R⁴, -R^{4S}, -Ar, -L⁴-Ar,
 -OH, -OR⁴, -OAr, -O-L⁴-Ar,
 30
 -NH₂, -NHR^{4SS}, and -R^N.

127. A compound according to claim 123, wherein each $-R^{PH2}$, if present, is independently selected from:

35
 -F, -Cl, -Br, -I, -CF₃, -OCF₃,
 -R⁴, -R^{4S},
 -OH, -OR⁴,
 -NH₂, -NHR^{4SS}, and -R^N.

- 242 -

128. A compound according to any one of claims 1 to 93, wherein -J is independently:



wherein:

m is independently 0, 1, 2, or 3;

- 5 each $-R^{PH2}$ is independently -F, -Cl, -Br, -I, $-R^4$, -OH, $-OR^4$, $-CF_3$, or $-OCF_3$,
 wherein each $-R^4$ is independently saturated aliphatic C_{1-4} alkyl.

129. A compound according to any one of claims 123 to 128, wherein m is independently 0, 1, or 2.

10

130. A compound according to any one of claims 123 to 128, wherein m is independently 1 or 2.

131. A compound according to any one of claims 123 to 128, wherein m is independently 1.

15

132. A compound according to any one of claims 123 to 128, wherein m is independently 2.

- 20 133. A compound according to any one of claims 123 to 132, wherein each $-R^{PH2}$, if present, is independently -F, -Cl, -tBu, $-CF_3$, or $-OCF_3$.

* * *

- 25 134. A compound according to claim 1, selected from the following compounds, and pharmaceutically acceptable salts, hydrates, and solvates thereof: Compound Nos. AA-001 through AA-100.

* * *

30

135. A pharmaceutical composition comprising a compound according to any one of claims 1 to 134, and a pharmaceutically acceptable carrier or diluent.

35

136. A method of preparing a pharmaceutical composition comprising the step of admixing a compound according to any one of claims 1 to 134, and a pharmaceutically acceptable carrier or diluent.

* * *

- 243 -

137. A compound according to any one of claims 1 to 134, for use in a method of treatment of the human or animal body by therapy.

5 138. A compound according to any one of claims 1 to 134, for use in a method of treatment of a disease or disorder that is ameliorated by the inhibition of RAF (e.g., B-RAF) function.

139. A compound according to any one of claims 1 to 134, for use in a method of treatment of a proliferative disorder.

10

140. A compound according to any one of claims 1 to 134, for use in a method of treatment of cancer.

15

141. A compound according to any one of claims 1 to 134, for use in a method of treatment of melanoma.

142. A compound according to any one of claims 1 to 134, for use in a method of treatment of colorectal cancer.

20

* * *

143. Use of a compound according to any one of claims 1 to 134, in the manufacture of a medicament for the treatment of a disease or disorder that is ameliorated by the inhibition of RAF (e.g., B-RAF) function.

25

144. Use of a compound according to any one of claims 1 to 134, in the manufacture of a medicament for the treatment of a proliferative disorder.

30

145. Use of a compound according to any one of claims 1 to 134, in the manufacture of a medicament for the treatment of cancer.

146. Use of a compound according to any one of claims 1 to 134, in the manufacture of a medicament for the treatment of melanoma.

35

147. Use of a compound according to any one of claims 1 to 134, in the manufacture of a medicament for the treatment of colorectal cancer.

* * *

40

148. A method of treatment of a disease or disorder that is ameliorated by the inhibition of RAF (e.g., B-RAF) function comprising administering to a subject in need of

- 244 -

treatment a therapeutically-effective amount of a compound according to any one of claims 1 to 134.

5 149. A method of treatment of a proliferative disorder comprising administering to a subject in need of treatment a therapeutically-effective amount of a compound according to any one of claims 1 to 134.

10 150. A method of treatment of cancer comprising administering to a subject in need of treatment a therapeutically-effective amount of a compound according to any one of claims 1 to 134.

15 151. A method of treatment of melanoma comprising administering to a subject in need of treatment a therapeutically-effective amount of a compound according to any one of claims 1 to 134.

152. A method of treatment of colorectal cancer comprising administering to a subject in need of treatment a therapeutically-effective amount of a compound according to any one of claims 1 to 134.

20 * * *

25 153. A method of inhibiting RAF (e.g., B-RAF) function, *in vitro* or *in vivo*, comprising contacting a RAF (e.g., B-RAF) with an effective amount of a compound according to any one of claims 1 to 134.

154. A method of inhibiting RAF (e.g., B-RAF) function in a cell, *in vitro* or *in vivo*, comprising contacting the cell with an effective amount of a compound according to any one of claims 1 to 134.

30 155. A method of inhibiting cell proliferation, inhibiting cell cycle progression, promoting apoptosis, or a combination of one or more these, *in vitro* or *in vivo*, comprising contacting the cell with an effective amount of a compound according to any one of claims 1 to 134.

1 / 5

FIGURE 1

A375M non-established intraperitoneal

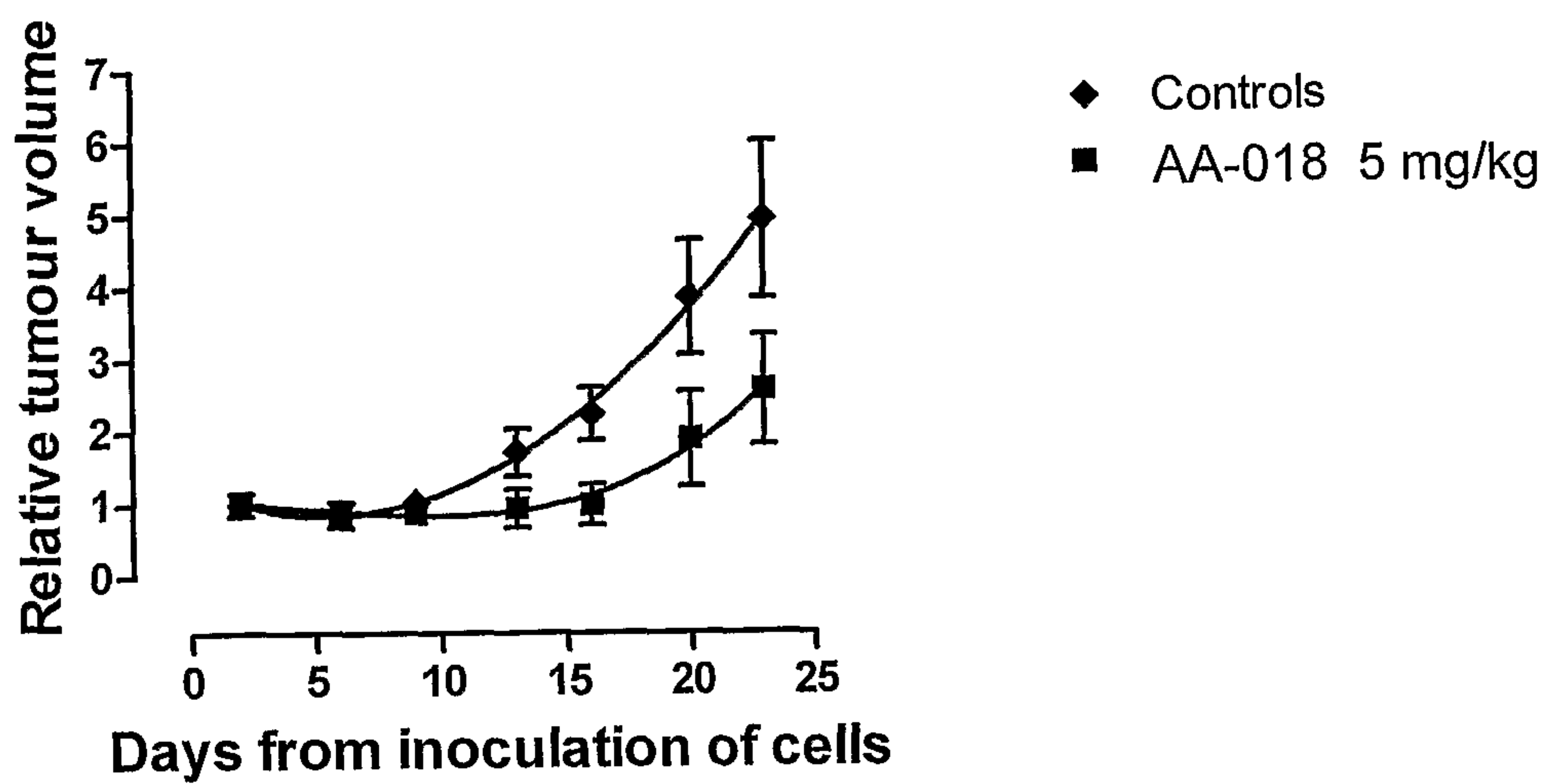
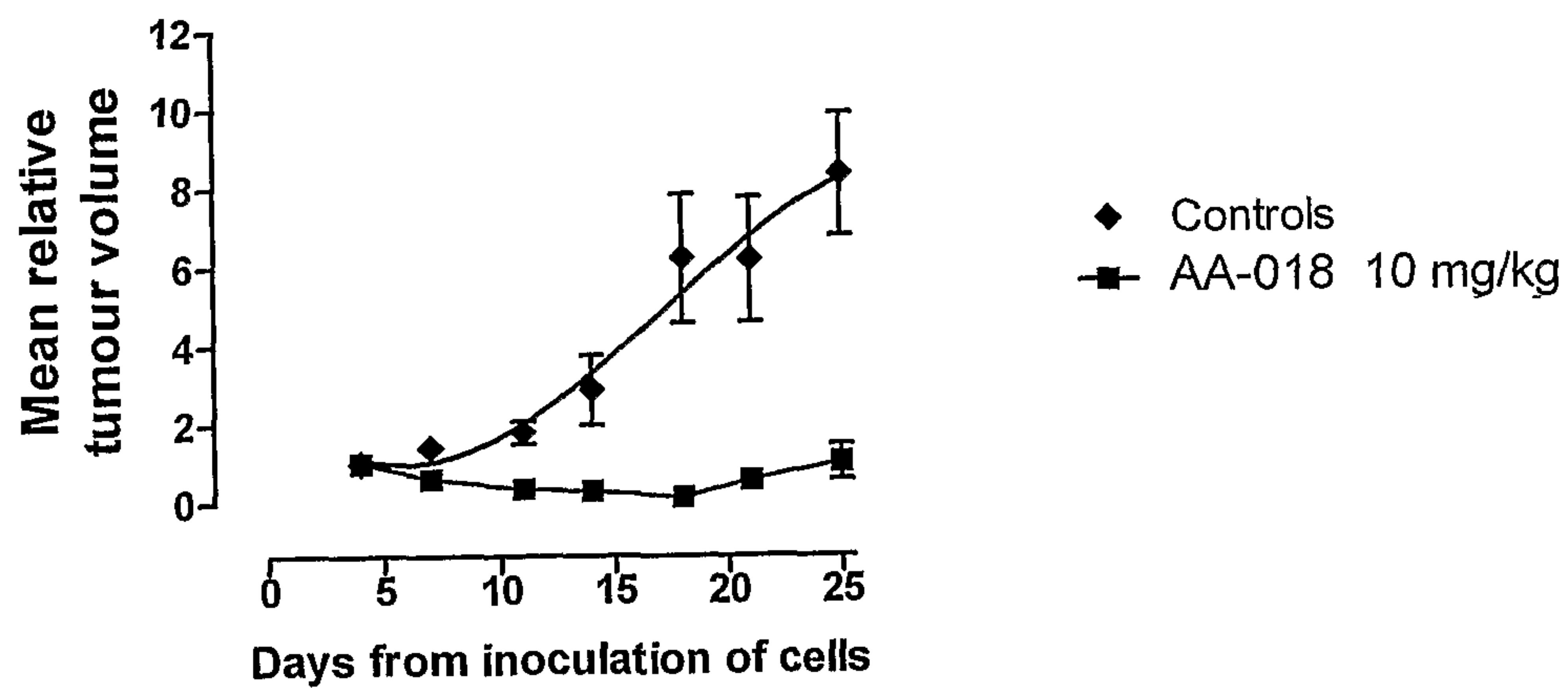


FIGURE 2

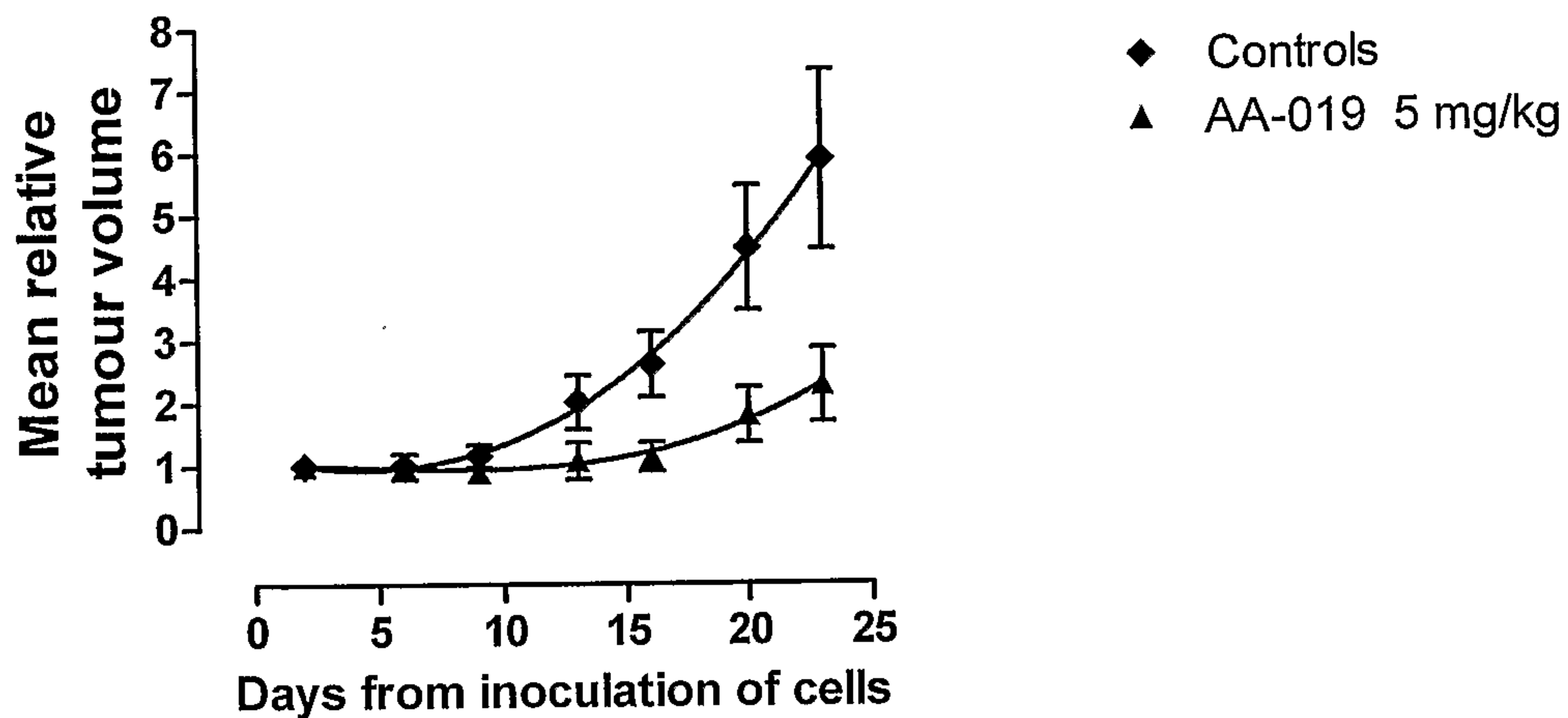
A375M non-established intraperitoneal



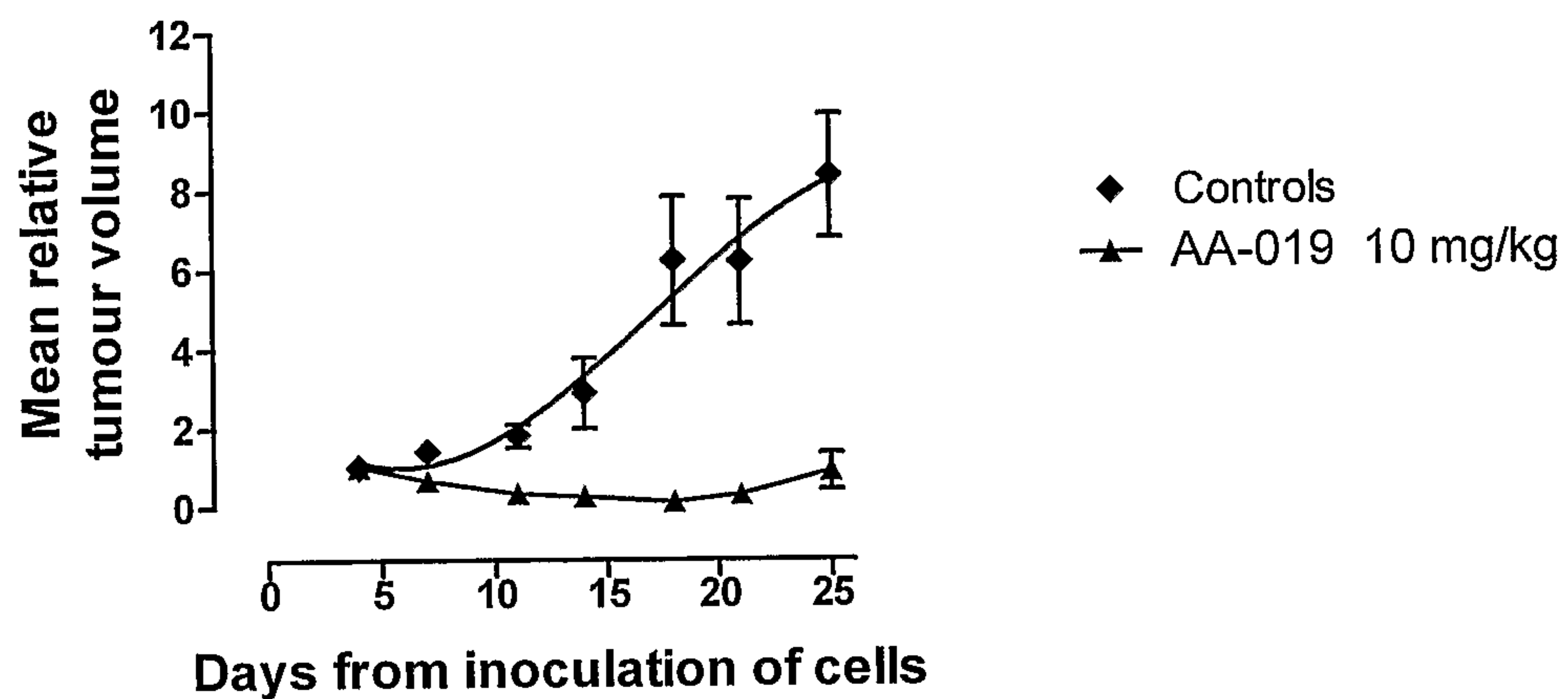
2 / 5

FIGURE 3

A375M non-established intraperitoneal

**FIGURE 4**

A375M non-established intraperitoneal



3 / 5

FIGURE 5

A375M non-established oral

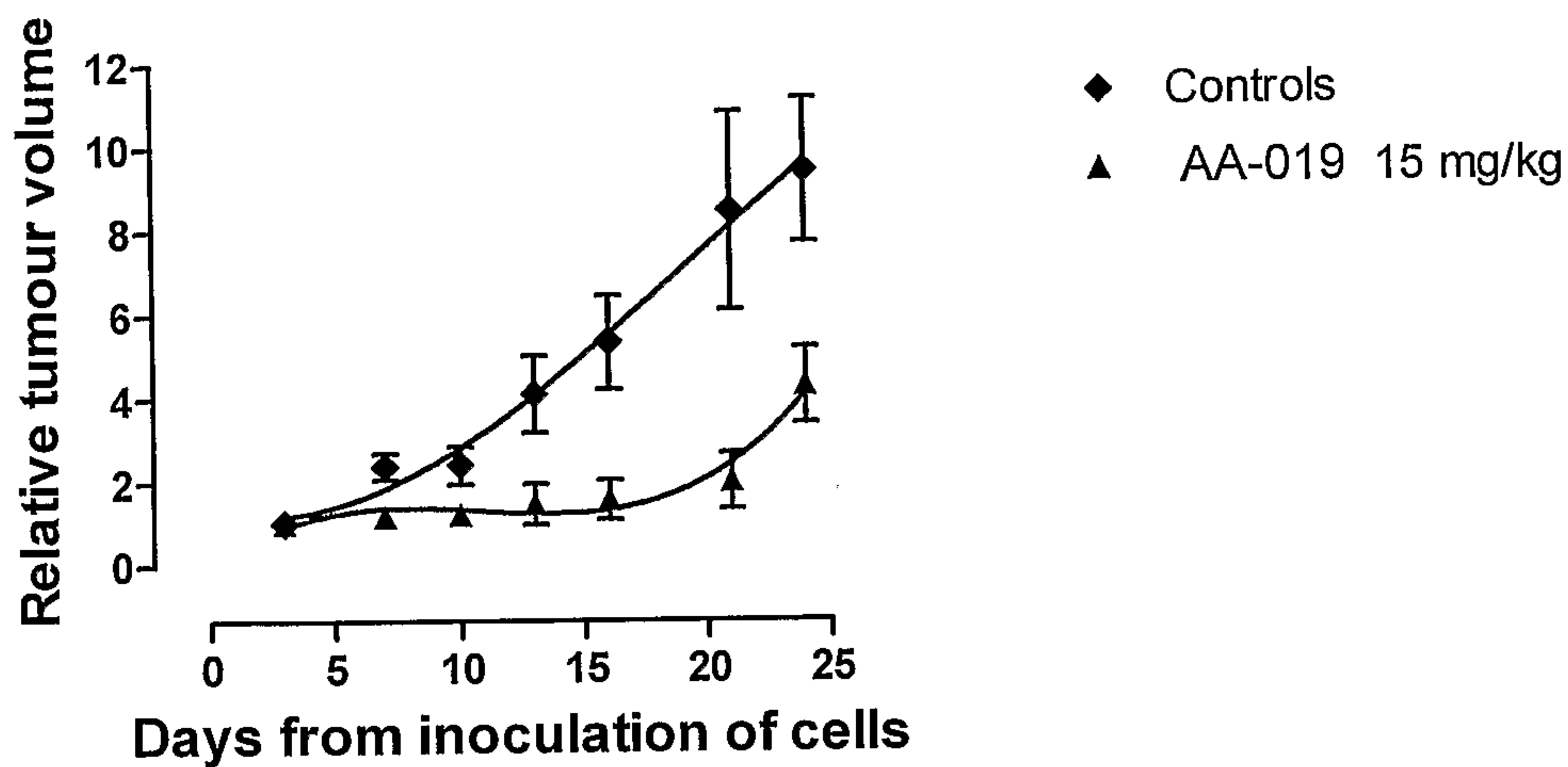
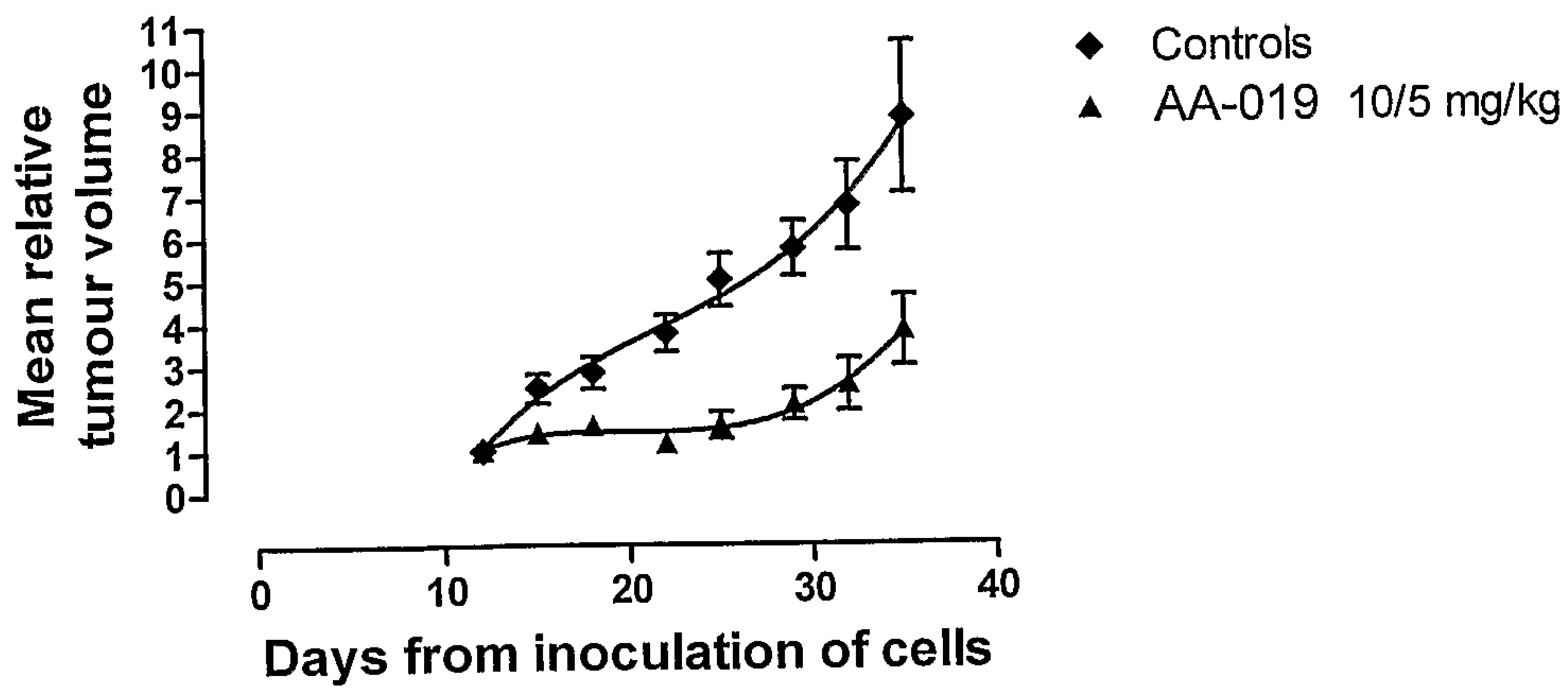


FIGURE 6

A375M established intraperitoneal



4 / 5

FIGURE 7

A375M established oral

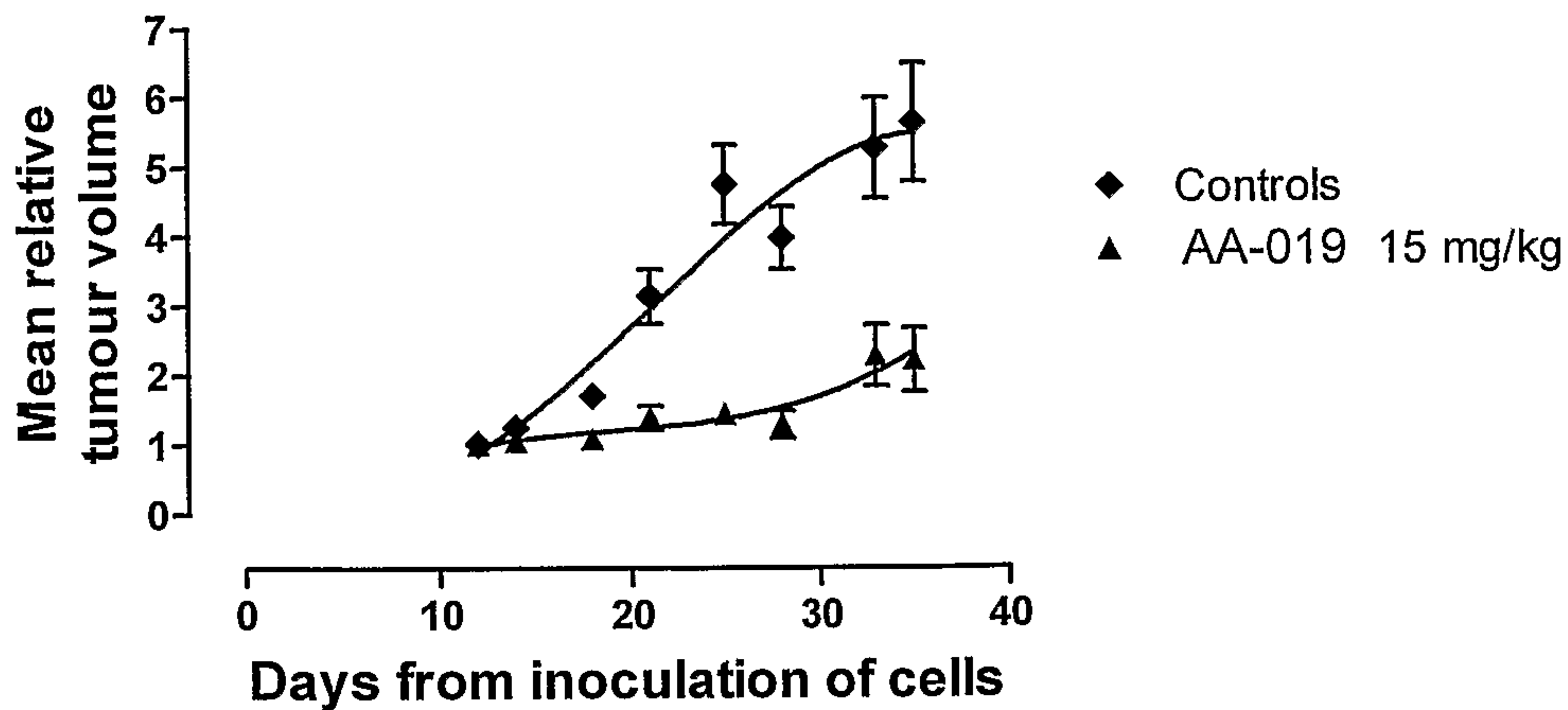
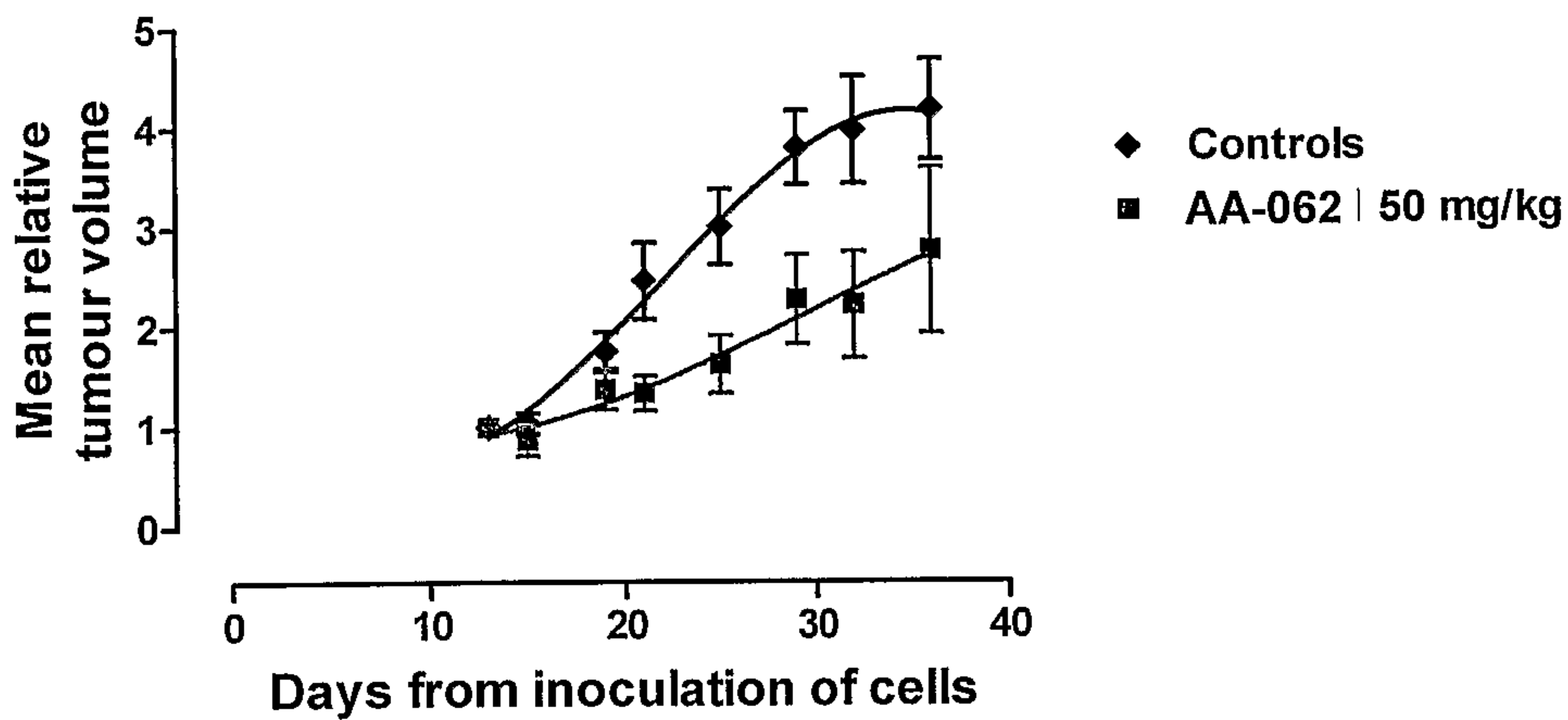


FIGURE 8

A375M oral established



5 / 5

FIGURE 9

A375M established oral

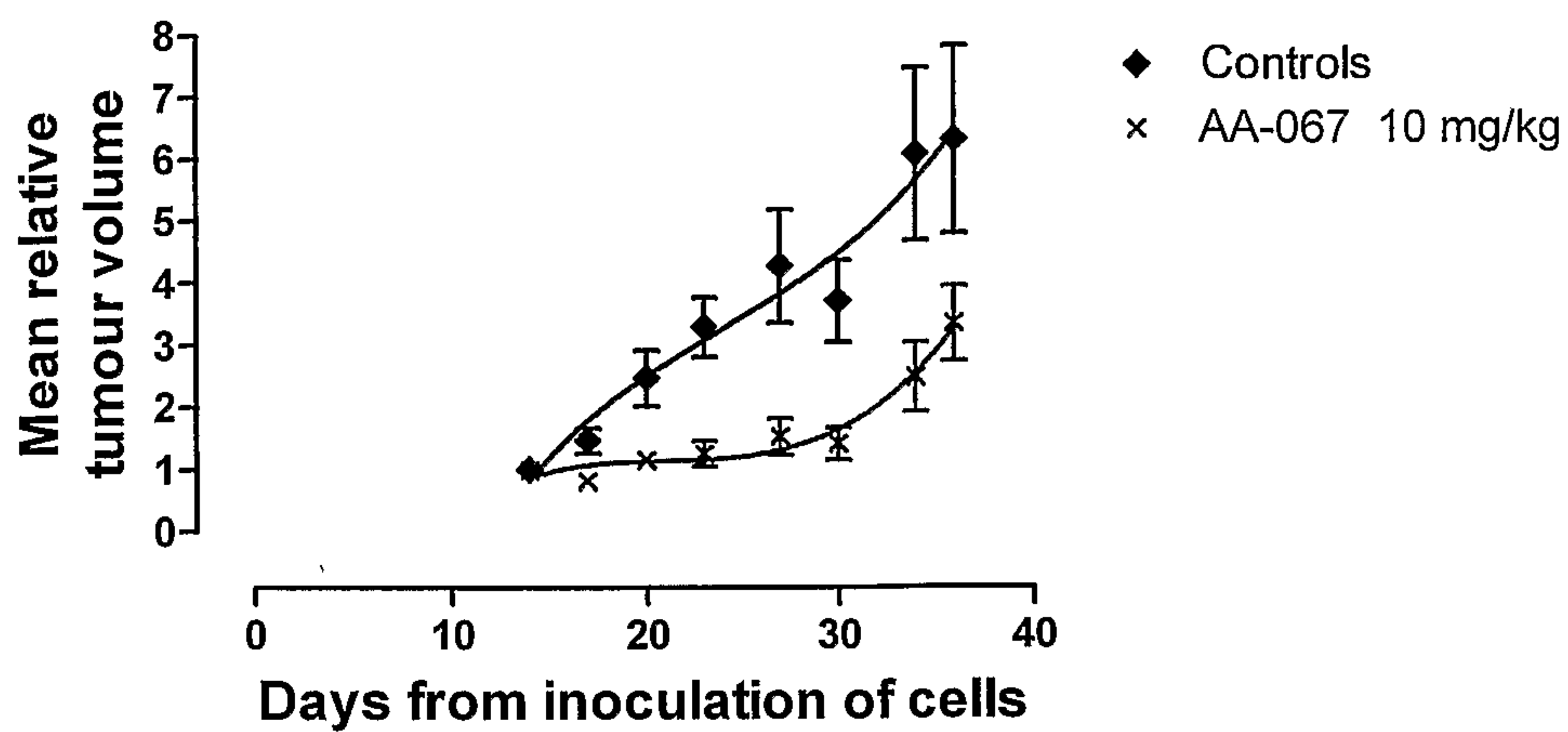


FIGURE 10

A375M established oral

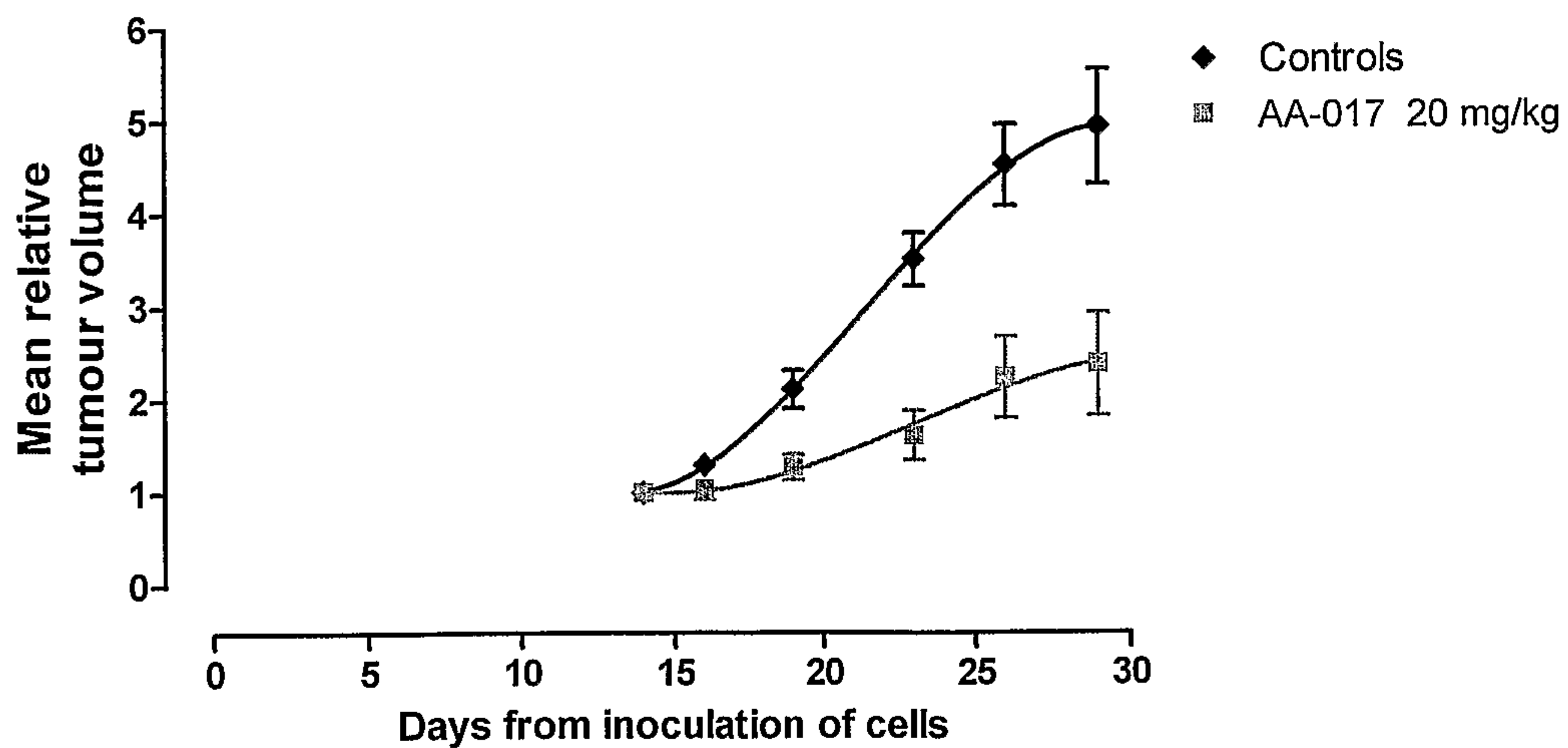


FIGURE 1

A375M non-established intraperitoneal

