



US00D831426S

(12) **United States Design Patent**  
**Best et al.**

(10) **Patent No.:** **US D831,426 S**

(45) **Date of Patent:** **\*\* Oct. 23, 2018**

(54) **COMBINATION BOTTLE AND CAP WITH L-SHAPED HANDLE**

(71) Applicant: **Can't Live Without It, LLC**, New York, NY (US)

(72) Inventors: **James Best**, Hewitt, NJ (US); **Clay Allen Burns**, New York, NY (US)

(73) Assignee: **CAN'T LIVE WITHOUT IT, LLC**, New York, NY (US)

(\*\*) Term: **15 Years**

(21) Appl. No.: **29/621,885**

(22) Filed: **Oct. 12, 2017**

**Related U.S. Application Data**

(62) Division of application No. 29/596,858, filed on Mar. 10, 2017, now Pat. No. Des. 809,384.

(51) **LOC (11) Cl.** ..... **07-01**

(52) **U.S. Cl.**  
USPC ..... **D7/511**; D9/516

(58) **Field of Classification Search**

USPC ..... D3/202, 203.1, 203.2, 215, 273, 275, D3/291, 294, 318; D7/300-305, 312, D7/317, 321, 322, 392.1, 396.2, 500, 505, D7/507, 509, 510, 511, 513, 523, 533, D7/536, 538, 586, 601, 602, 608, 619.1, D7/629, 313, 314, 387, 388, 391, 392, D7/393, 394, 395, 396.1, 397, 398, 403, D7/514, 624.1, 900; D9/418, 434-440, D9/443-450, 500, 502, 503, 505, 516, D9/523-527, 528, 529, 530, 531, 534, D9/536, 537, 538, 544, 545, 546, 549, D9/550, 563, 682, 686, 688, 715, 719, D9/738, 451, 453, 455, 452, 454, 774; D19/70, 71, 115, 162, 163, 165, 192, D19/194; D24/121, 127, 197, 224, 108, D24/112, 120, 129, 162, 194, 216; D23/206, 255, 259, 260

CPC ..... B65D 39/00; B65D 39/16; B65D 42/00; B65D 42/02; B65D 43/32; B65D 43/02; B65D 43/16; B65D 43/22; B65D 43/26; B65D 45/04; B65D 50/00; B65D 50/02; B65D 51/005; B65D 51/007; B65D 51/14; B65D 51/145; B65D 51/18; B65D 51/28; B65D 51/16; B65D 51/242; B65D 51/243; B65D 51/2807; B65D 53/02; B65D 47/06; B65D 47/061; B65D 47/065; B65D 47/08; B65D 47/122; B65D 47/305; B65D 47/24; B65D 47/247; B65D 47/265; B65D 47/283; B65D 47/0866; B65D 47/0885; B65D 47/0871; B65D 47/0225; B65D 2543/00046; B65D 2543/00027; B65D 2543/00053; B65D 2543/00009; B65D 2539/00; B65D 41/00; B65D 41/02; B65D 41/04; B65D 41/0225; B65D 41/0233; B65D 41/06; B65D 41/12; B65D 23/108; B65D 23/001; B65D 35/46; B65D 81/3283; B65D 25/24; B65D 2251/0021; B65D 2251/0025; B65D 2251/0028; B65D 2251/0081; B65D 2251/0087; B65D 2251/009; B65D 2543/00231; A47G 19/00; A47G 19/22; A47G 19/2205; A47G 19/2272; A47G 19/2266; A47G 19/2288; A47G 21/18; A47J 43/1087; A47J 43/27

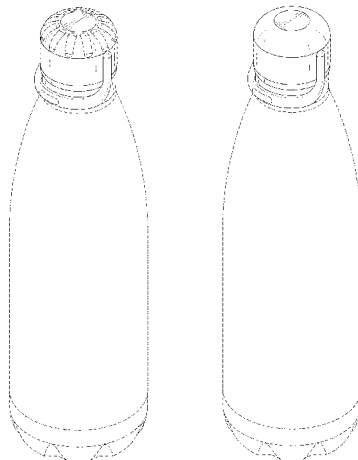
See application file for complete search history.

(56)

**References Cited**

**U.S. PATENT DOCUMENTS**

321,236 A \* 6/1885 Morgan ..... B65D 45/24  
215/280  
358,189 A \* 2/1887 Denebeim ..... B65D 55/06  
215/278  
1,338,494 A 4/1920 Daniel  
1,421,118 A 6/1922 Anderson  
1,669,216 A 5/1928 Stanley  
1,723,260 A 8/1929 Thomssen  
2,169,448 A 8/1939 Linch  
D149,834 S 6/1948 Perkins  
3,000,527 A 9/1961 Jennings et al.  
3,311,252 A 3/1967 Swartwood et al.  
3,412,887 A 11/1968 Swartwood et al.



3,462,035	A	8/1969	Grussen	
D276,790	S	12/1984	Laske	
D280,386	S	9/1985	Dinand	
D284,549	S	7/1986	Vaissanvin	
D306,970	S	4/1990	Bauer-Secundus et al.	
D332,379	S	1/1993	Murphy	
D332,912	S	2/1993	Trussardi	
D369,525	S	5/1996	Winters	
D380,386	S *	7/1997	Dinand	D9/435
D414,685	S	10/1999	Chahed	
D415,426	S	10/1999	Herrmann	
D495,603	S	9/2004	Walsh et al.	
D612,235	S	3/2010	Cresswell et al.	
D615,360	S	5/2010	Joy et al.	
D620,357	S *	7/2010	Jewett	D9/443
D641,594	S	7/2011	Huang	
D672,238	S	12/2012	Aziz et al.	
D672,609	S *	12/2012	Aziz	D7/507
D686,886	S	7/2013	Meyers et al.	
D686,888	S	7/2013	Meyers et al.	
D690,987	S	10/2013	Gallen	
D703,997	S	5/2014	Munari	
D708,954	S	7/2014	Barnes et al.	
8,833,586	B2	9/2014	Meyers et al.	
D724,385	S *	3/2015	Hurley	D7/511
D743,269	S	11/2015	Pape	
D762,418	S	8/2016	Sorensen et al.	
D762,476	S	8/2016	Velmer et al.	
D763,087	S	8/2016	Hirst	
D786,012	S	5/2017	Hein et al.	
D787,935	S	5/2017	Kaiser	
9,713,813	B2 *	7/2017	Ballhause	B04B 5/0421
D794,460	S *	8/2017	Notheis	D9/443
D795,013	S *	8/2017	Shultz	D7/392.1
D799,900	S	10/2017	Santos et al.	
D802,994	S *	11/2017	Seiders	D7/392.1
D806,468	S *	1/2018	Goodwin	D7/392.1
D808,220	S *	1/2018	Burns	D7/510
D808,226	S	1/2018	Bradley	
D809,384	S	2/2018	Best et al.	
2016/0318693	A1	11/2016	Hein et al.	
2017/0158412	A1	6/2017	Seiders et al.	

FOREIGN PATENT DOCUMENTS

CN	303506007	12/2015
FR	2291097 A2	6/1976
JP	H11349027 A	12/1999
KR	3007733220000	11/2014
NO	20160345-0001	4/2016

OTHER PUBLICATIONS

Solana Stainless Steel Vacuum Bottle: Site Visited Jan. 31, 2018. Available from Internet URL: <https://www.discountmugs.com/product/lmkw1402-17-oz-solana-304-stainless-steel-vacuum-bottles-with-copper-lining/>.\*

Modern Innovations Stainless Steel Water Bottle: Announced May 7, 2016. Site Visited Jan. 31, 2018. Available from Internet URL: <https://www.amazon.com/Modern-Innovations-Stainless-Steel-Bottles/dp/B0764JJ62R>.\*

Reuseit Insulated Stainless Steel Water Bottle with Handle: Announced Jan. 7, 2017 [Online]. Site Visited Jan. 31, 2017. Available from Internet URL: <http://www.reuseit.com/reuseit-insulated-stainless-steel-water-bottle-with-handle-17oz.htm>.\*

Swell Bottle: Announced May 6, 2013 [online]. Site Visited Jan. 31, 2018. Available from Internet URL: <https://www.youtube.com/watch?v=0fqx3GFGfig>.\*

Swell Bottle: Announced Apr. 15, 2017 [online], site visited: Available from Internet URL: <https://web.archive.org/web/20170415223309/https://www.swellbottle.com/bottles>.

Reuseit Stainless Steel Water Bottle: Site Visited Jun. 29, 2017 [online]. Available from Internet URL: <http://www.reuseit.com/reuseit-insulated-stainless-steel-water-bottle-with-handle-17oz.htm>.

Stainless Steel Replacement Lid for Hydro Flask: Site Visited Jun. 29, 2017 [online]. Available from Internet URL: <https://www.pinterest.com/pin/821695894483260180/>.

\* cited by examiner

Primary Examiner — Jennifer Rivard

Assistant Examiner — Catherine S Posthauer

(74) Attorney, Agent, or Firm — Kilpatrick Townsend & Stockton LLP

(57)

CLAIM

The ornamental design for a combination bottle and cap with L-shaped handle, as shown and described.

DESCRIPTION

FIG. 1 is a perspective view of a first embodiment of a combination bottle and cap with L-shaped handle showing our new design;

FIG. 2 is a front elevational view thereof;

FIG. 3 is a rear elevational view thereof;

FIG. 4 is a right-side elevational view thereof;

FIG. 5 is a left-side elevational view thereof;

FIG. 6 is a top view thereof;

FIG. 7 is a bottom view thereof;

FIG. 8 is a perspective view thereof, showing the handle in an alternate position of use;

FIG. 9 is a front elevational view thereof;

FIG. 10 is a rear elevational view thereof;

FIG. 11 is a right-side elevational view thereof;

FIG. 12 is a left-side elevational view thereof;

FIG. 13 is a top view thereof;

FIG. 14 is a bottom view thereof;

FIG. 15 is a perspective view of a second embodiment of a combination bottle and cap with an L-shape handle;

FIG. 16 is a front elevational view thereof;

FIG. 17 is a rear elevational view thereof;

FIG. 18 is a right-side elevational view thereof;

FIG. 19 is a left-side elevational view thereof;

FIG. 20 is a top view thereof;

FIG. 21 is a bottom view thereof;

FIG. 22 is a perspective view thereof, showing the handle in an alternate position of use;

FIG. 23 is a front elevational view thereof;

FIG. 24 is a rear elevational view thereof;

FIG. 25 is a right-side elevational view thereof;

FIG. 26 is a left-side elevational view thereof;

FIG. 27 is a top view thereof; and,

FIG. 28 is a bottom view thereof.

The broken lines below the bottle neck are shown for the purpose of illustrating parts of the article that form no part of the claim. The broken lines immediately adjacent the shaded surfaces form boundaries of the claim and form no part thereof.

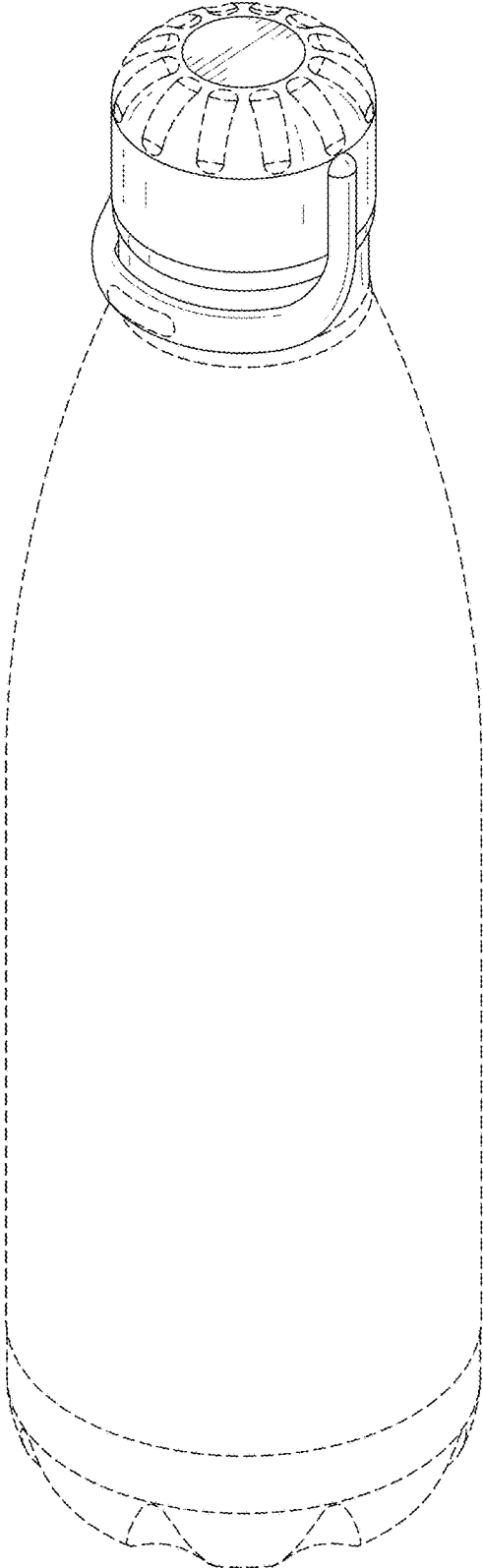


FIG. 1




FIG. 2

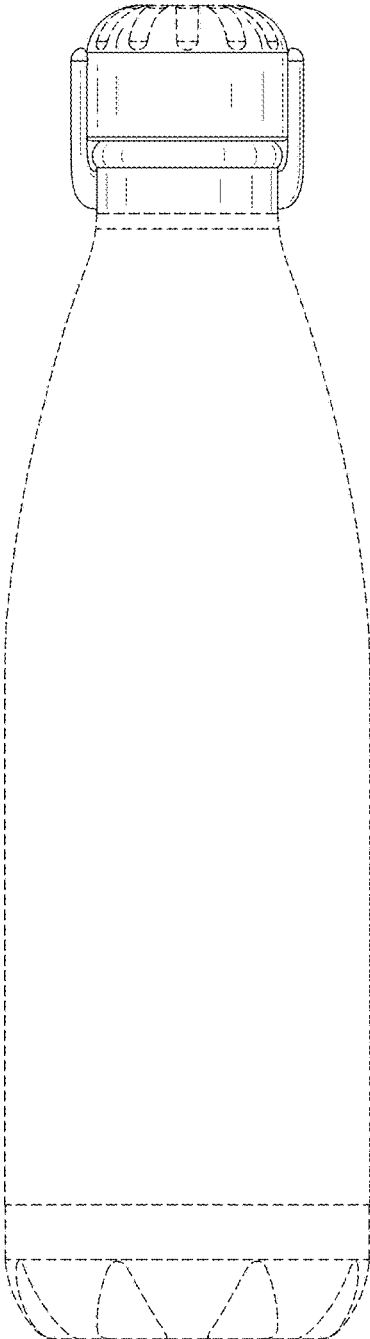


FIG. 3

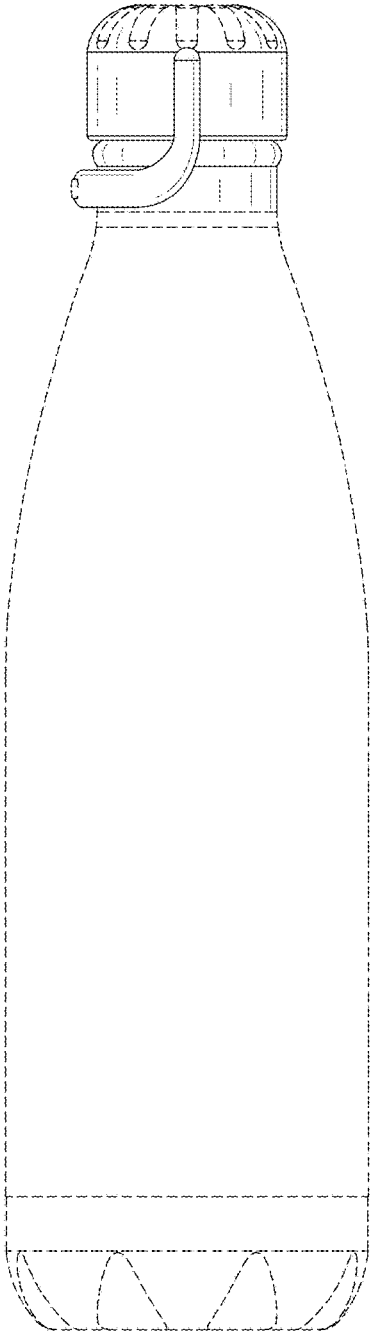


FIG. 4

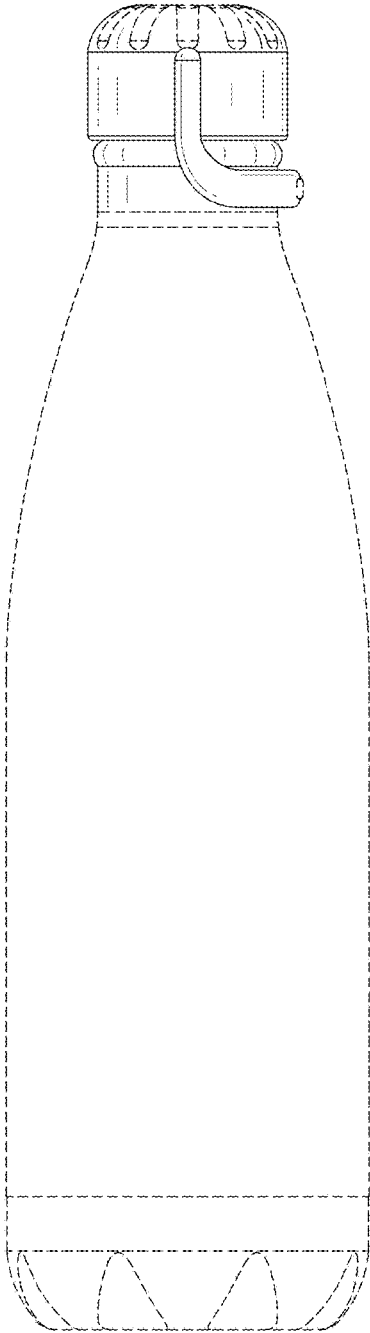


FIG. 5

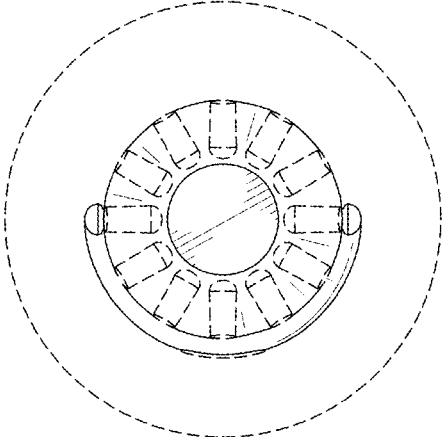


FIG. 6

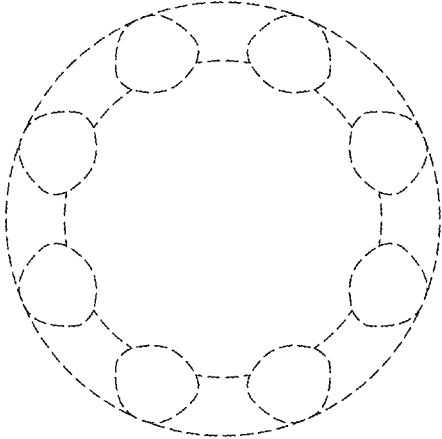


FIG. 7

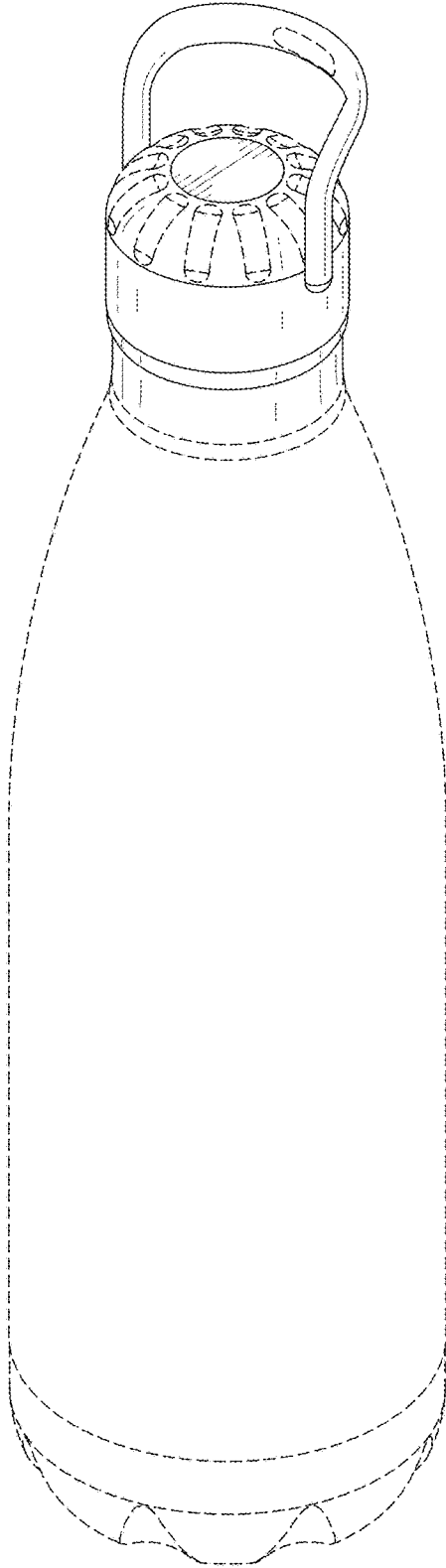


FIG. 8

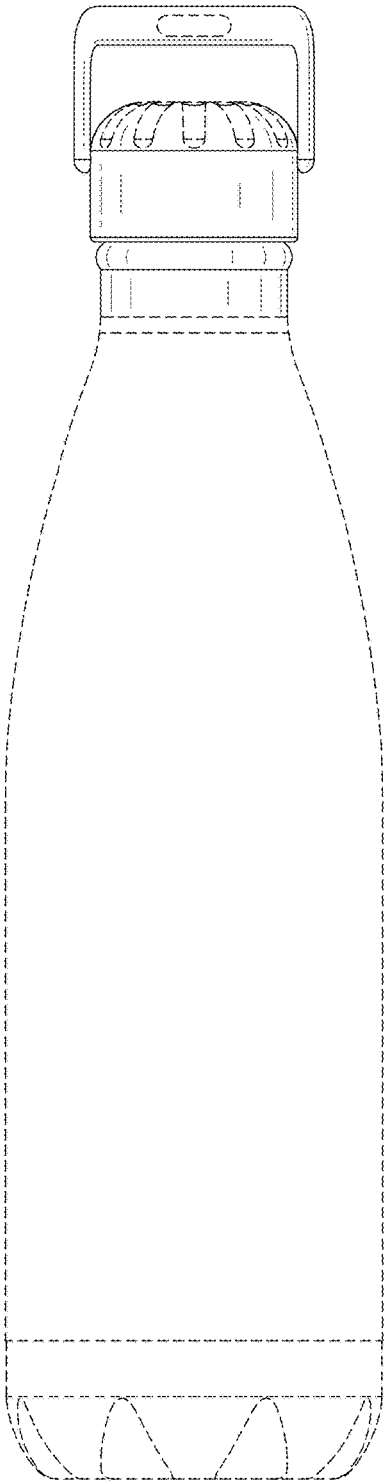


FIG. 9

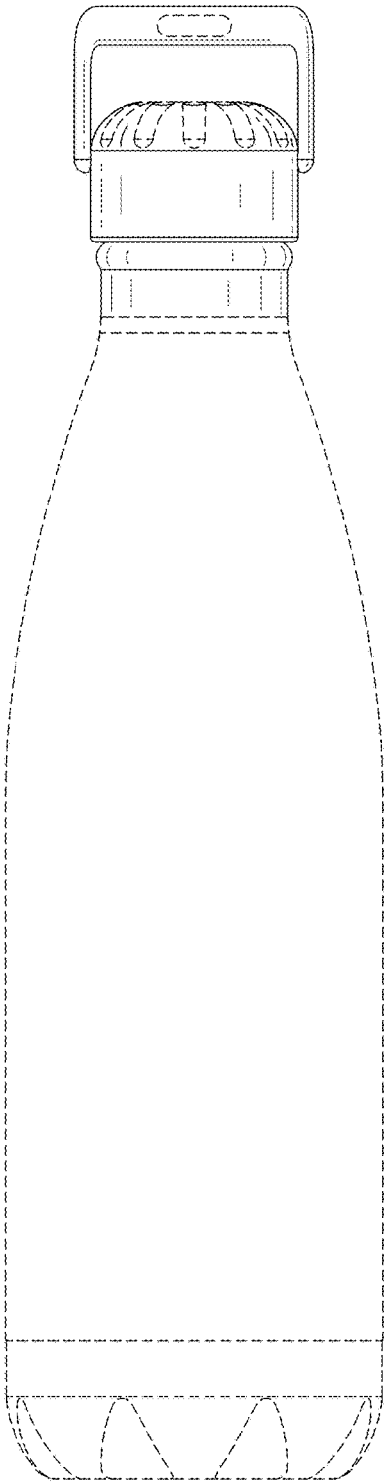


FIG. 10






FIG. 11




FIG. 12

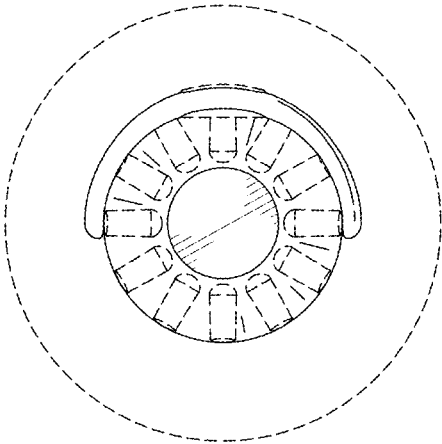


FIG. 13

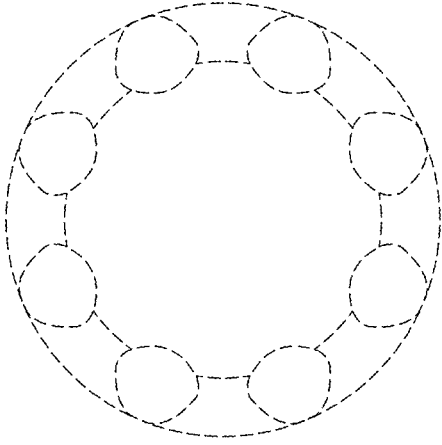


FIG. 14




FIG. 15




FIG. 16




FIG. 17




FIG. 18




FIG. 19

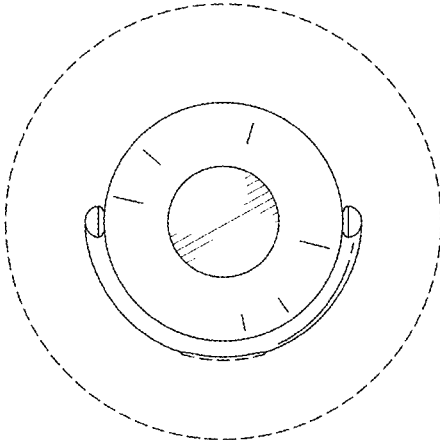


FIG. 20

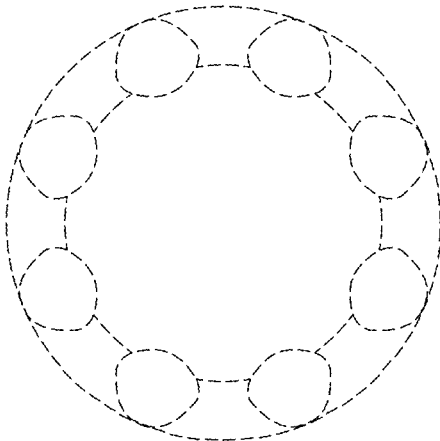


FIG. 21

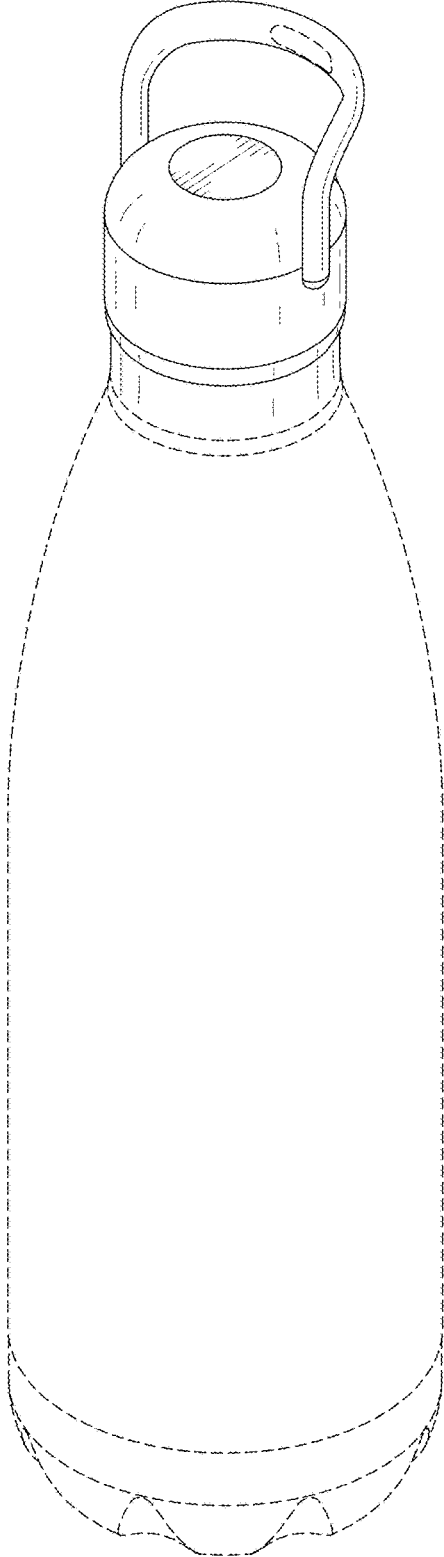


FIG. 22

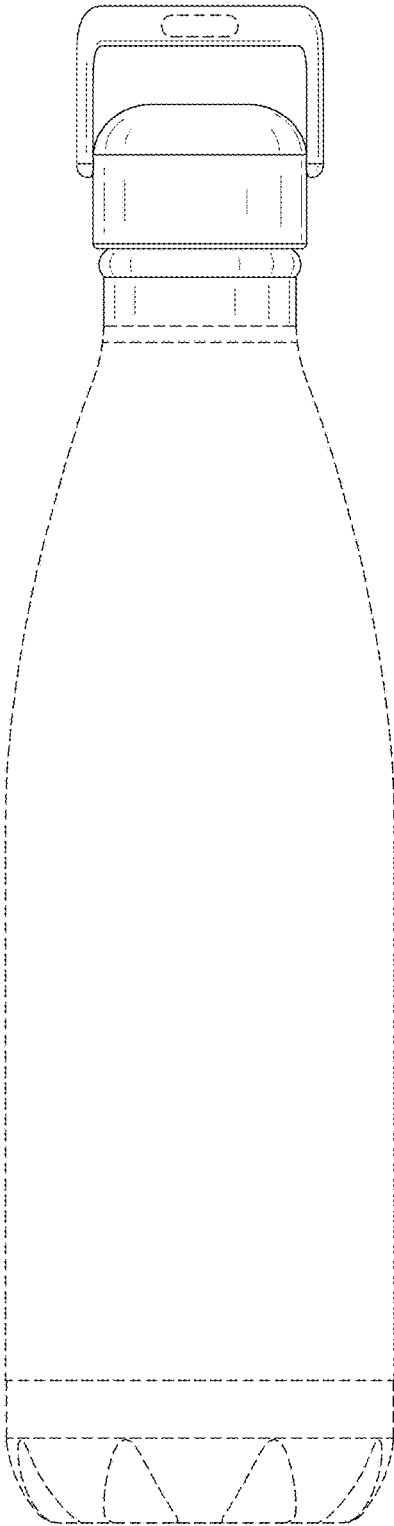


FIG. 23

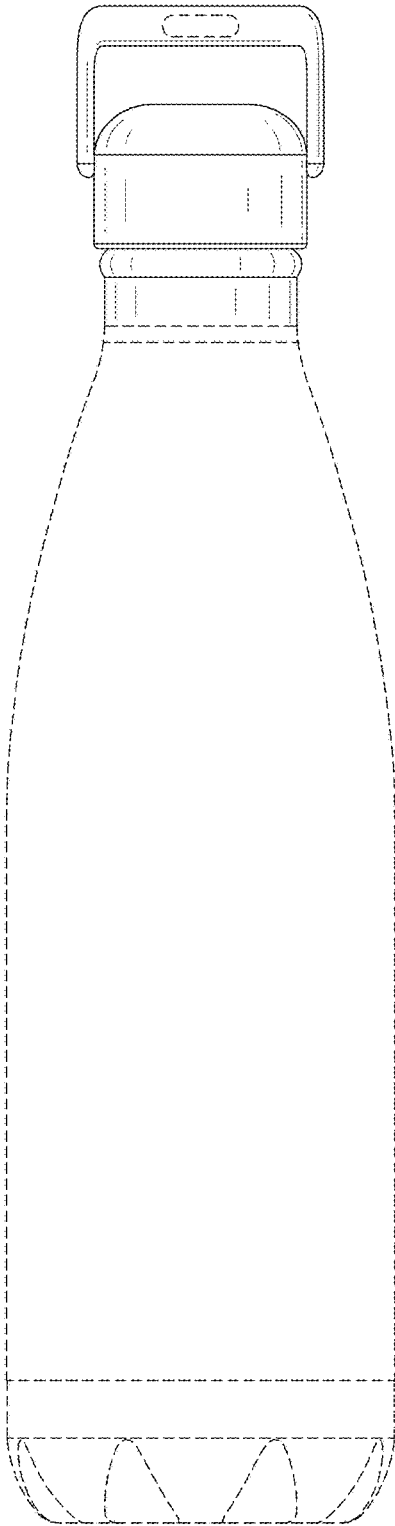


FIG. 24



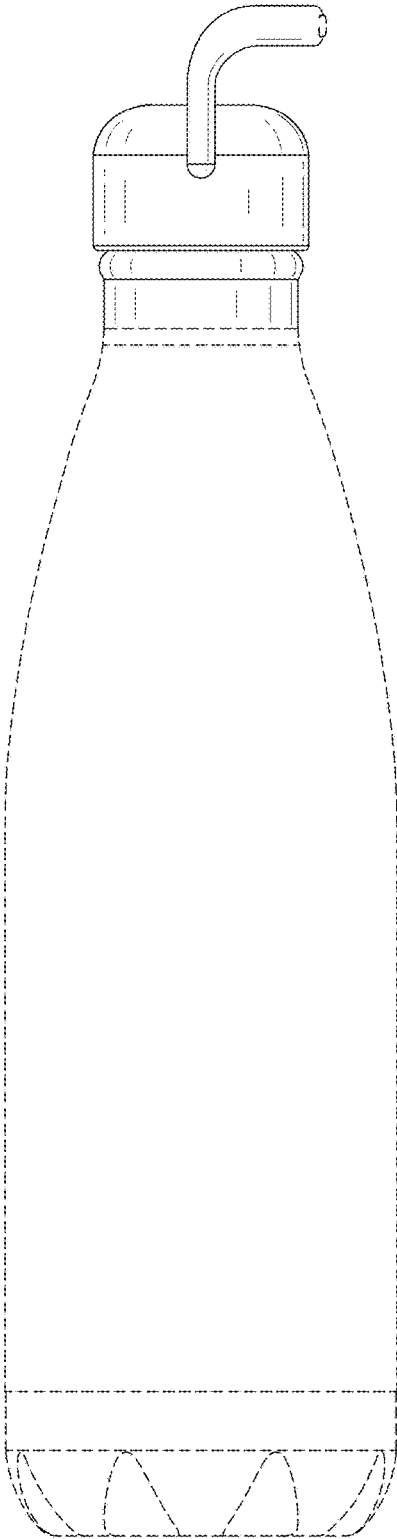


FIG. 25

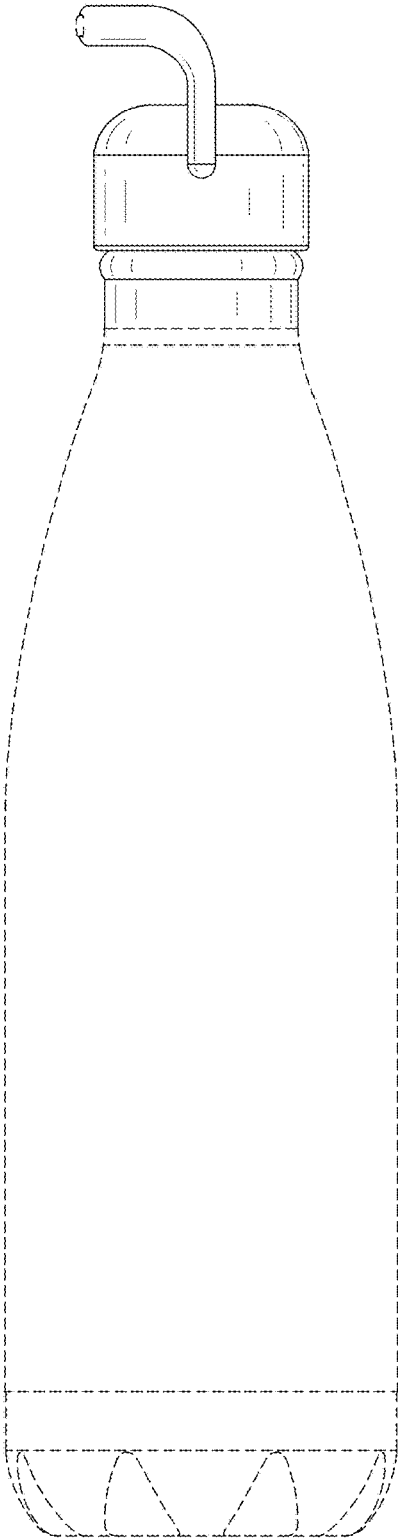


FIG. 26

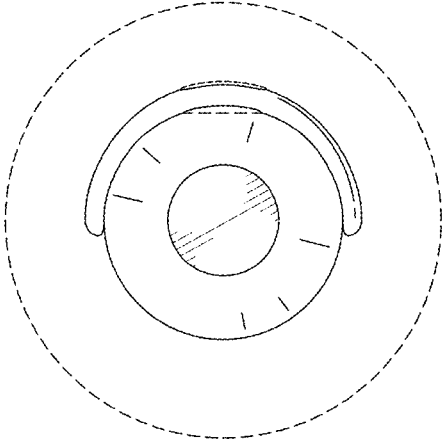


FIG. 27

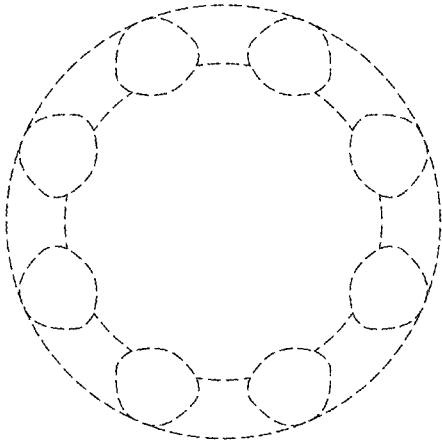


FIG. 28