



US00D528791S

(12) **United States Design Patent**
Sides et al.

(10) **Patent No.:** **US D528,791 S**

(45) **Date of Patent:** **** Sep. 26, 2006**

(54) **ARCHERY BOW CASE**

(75) Inventors: **Christopher S. Sides**, Southlake, TX
(US); **Nathan Tierney**, Dallas, TX
(US); **Justin Pendleton**, Carrollton, TX
(US)

(73) Assignee: **Doskocil Manufacturing Company,
Inc.**, Arlington, TX (US)

(**) Term: **14 Years**

(21) Appl. No.: **29/241,029**

(22) Filed: **Oct. 21, 2005**

(51) **LOC (8) Cl.** **03-01**

(52) **U.S. Cl.** **D3/262**

(58) **Field of Classification Search** D3/254,
D3/262, 269, 273, 289, 287; 206/315.11,
206/315.1; 224/150, 913, 914; 190/115
See application file for complete search history.

(56) **References Cited**

U.S. PATENT DOCUMENTS

D246,138 S	10/1977	Christensen et al.	
D262,416 S	* 12/1981	Bianchi	D3/262
D343,057 S	1/1994	Dickinson	
D358,254 S	5/1995	VanSkiver	
D372,121 S	* 7/1996	Rowe	D3/262
5,832,912 A	11/1998	Olivarez	
D413,020 S	* 8/1999	Kolpin	D3/262
D448,163 S	* 9/2001	Kolpin	D3/262
D448,165 S	* 9/2001	Kolpin	D3/262

D448,558 S	* 10/2001	Kolpin	D3/262
D448,559 S	* 10/2001	Kolpin	D3/262
D448,560 S	* 10/2001	Kolpin	D3/262
D448,561 S	* 10/2001	Kolpin	D3/262
D456,133 S	4/2002	Fiore, Jr.	
6,390,294 B1	5/2002	Fiore, Jr. et al.	
D475,196 S	6/2003	VanSkiver et al.	
D478,724 S	* 8/2003	Rossi et al.	D3/254
6,789,713 B1	* 9/2004	Redzisz	224/578

OTHER PUBLICATIONS

Bass Pro Shops: Red Head, Fall 2003, p. 171, bow cases,
google catalogs search engine.*

Cheaper Than Dirt—May 2002, p. 28, rifle cases, google
catalogs search engine.*

* cited by examiner

Primary Examiner—Philip S. Hyder

(74) *Attorney, Agent, or Firm*—Locke Liddell & Sapp, LLP

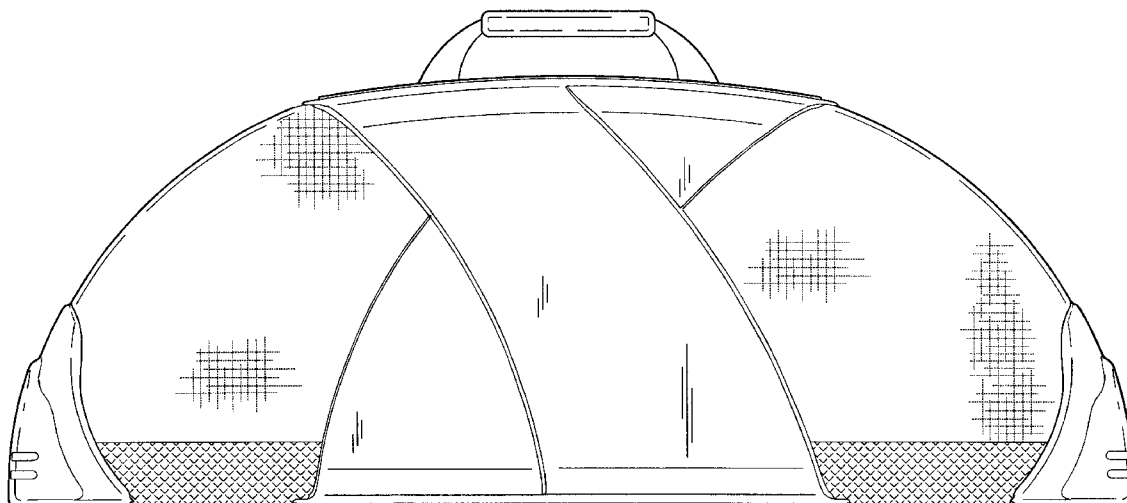
(57) **CLAIM**

The ornamental design for an archery bow case, as shown
and described.

DESCRIPTION

FIG. 1 is a front elevational view of an archery bow case, the
rear elevational view being a mirror image thereof;
FIG. 2 is a top plan view thereof;
FIG. 3 is a left side elevational view thereof, the right side
elevational view being a mirror image thereof; and,
FIG. 4 is a bottom plan view thereof.

1 Claim, 2 Drawing Sheets



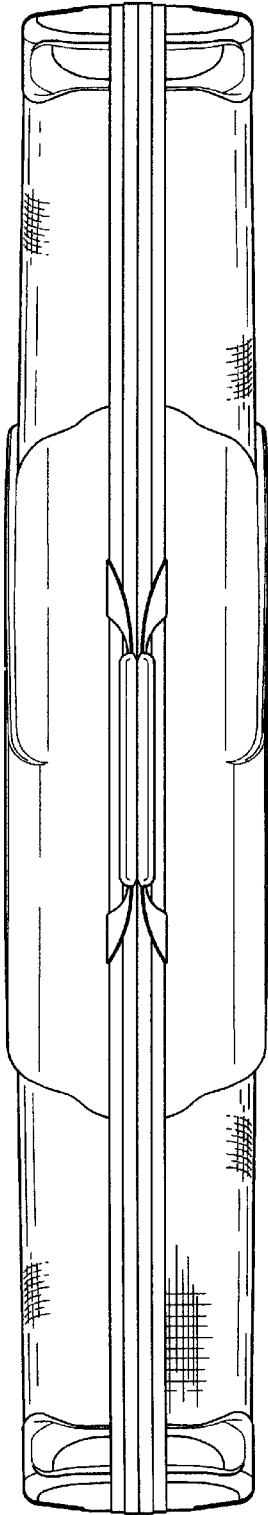


FIG. 2

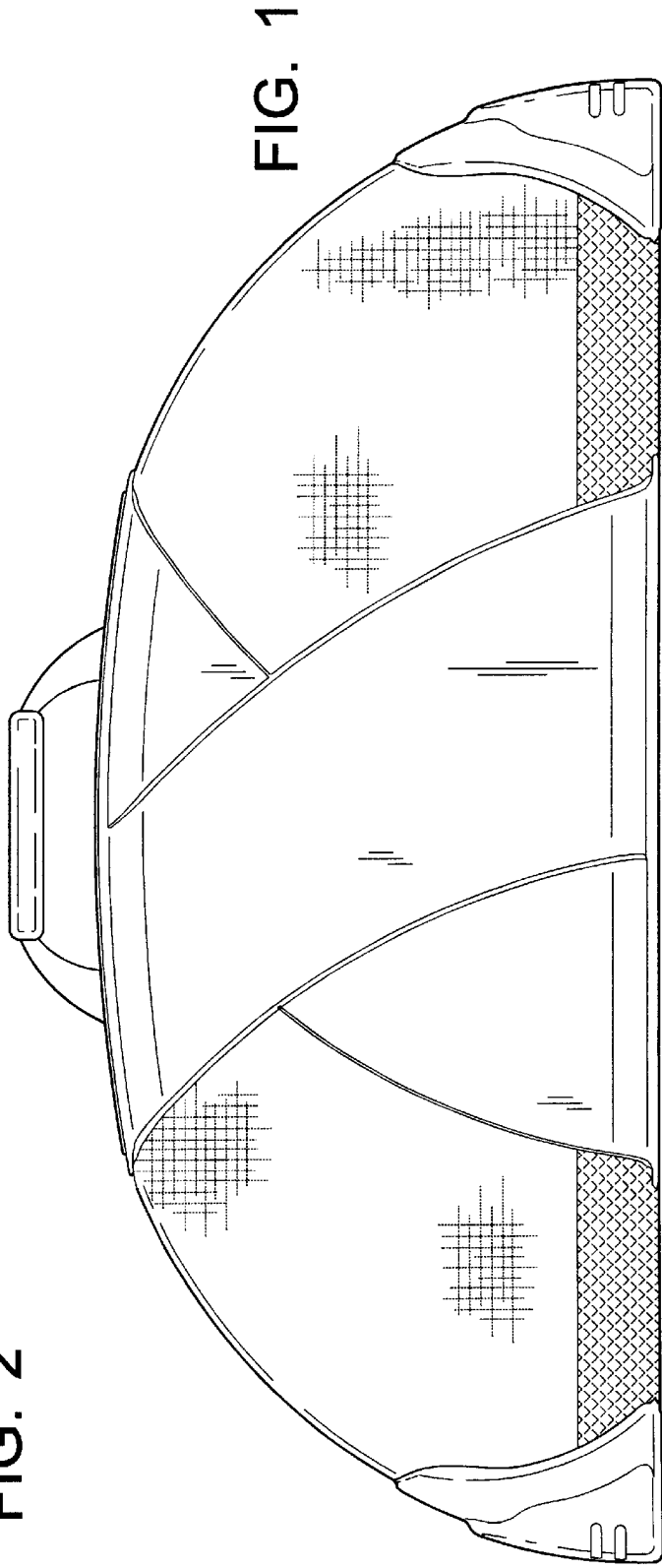


FIG. 1

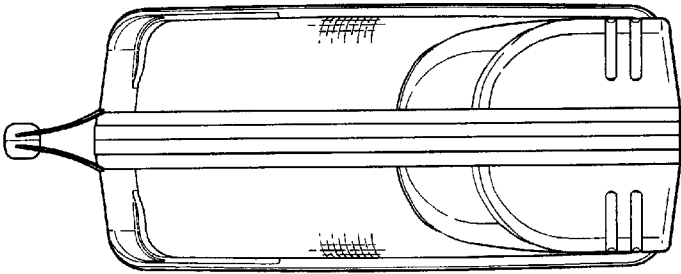


FIG. 3

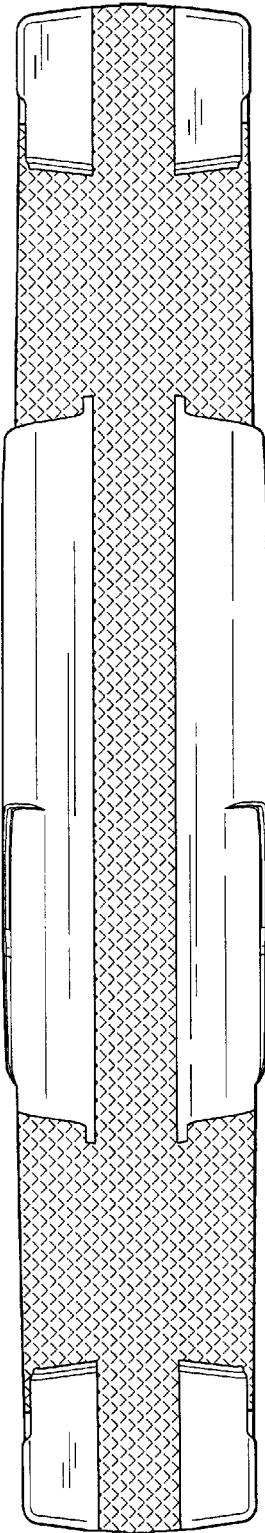


FIG. 4