



US00D996599S

(12) **United States Design Patent**
Singh et al.

(10) **Patent No.:** **US D996,599 S**

(45) **Date of Patent:** **** Aug. 22, 2023**

(54) **VENTILATION GRILLE**

(71) Applicant: **Broan-NuTone LLC**, Hartford, WI (US)

(72) Inventors: **Eshank Singh**, Hartford, WI (US);
Brad Logsdon, Hartford, WI (US);
Jesse Hollingsworth, Hartford, WI (US);
Kwame Appiahene-Agyei, Austin, TX (US);
David Jennings Lucas, Austin, TX (US)

(73) Assignee: **Broan-NuTone LLC**, Hartford, WI (US)

(**) Term: **15 Years**

(21) Appl. No.: **29/759,459**

(22) Filed: **Nov. 23, 2020**

(51) **LOC (14) Cl.** **23-04**

(52) **U.S. Cl.**
USPC **D23/371; D23/385**

(58) **Field of Classification Search**
USPC D23/328, 332-337, 351-352, 355-356,
D23/364, 370-376, 378-383, 385,
D23/411-412, 386-388, 393
CPC F24F 13/082
See application file for complete search history.

(56) **References Cited**

U.S. PATENT DOCUMENTS

D510,996 S *	10/2005	Vladika	D23/385
7,203,416 B2 *	4/2007	Craw	F24H 3/0411 392/350
D581,508 S *	11/2008	Miyake	D23/371
D655,403 S *	3/2012	Zakula	D23/388
D678,995 S *	3/2013	Hoshino	D23/388
D679,786 S *	4/2013	Sizelove	D23/314
D705,417 S *	5/2014	Lin	D23/371

9,103,104 B1 *	8/2015	Tom	F24F 13/078
D799,677 S *	10/2017	Jonas	D23/385
D800,294 S *	10/2017	Jonas	D23/385
D883,467 S *	5/2020	Jonas	D23/385
D899,582 S *	10/2020	Appiahene-Agyei	D23/385
D933,191 S *	10/2021	Shimada	D23/385
2009/0170421 A1 *	7/2009	Adrian	F24F 13/20 454/349

* cited by examiner

Primary Examiner — Sharon S Oum

(74) *Attorney, Agent, or Firm* — Barnes & Thornburg LLP

(57) **CLAIM**

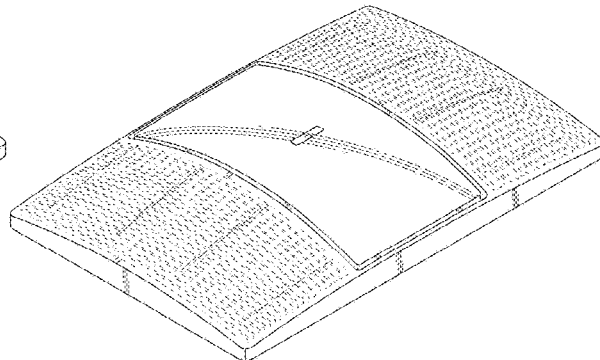
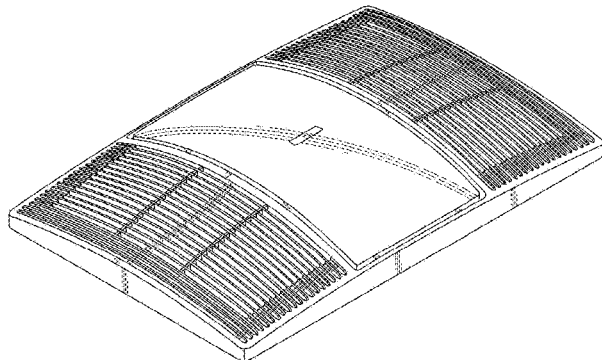
The ornamental design for a ventilation grill, as shown and described.

DESCRIPTION

FIG. 1 is a bottom perspective view of a ventilation grille of the instant invention;
FIG. 2 is a bottom view of the grille of FIG. 1;
FIG. 3 is a left side view of the grille of FIG. 1;
FIG. 4 is a right side view of the grille of FIG. 1;
FIG. 5 is a front side view of the grille of FIG. 1, the rear side view being the same;
FIG. 6 is a top side view of the grille of FIG. 1;
FIG. 7 is a bottom perspective view of a second ventilation grille of the instant invention;
FIG. 8 is a bottom view of the grille of FIG. 7;
FIG. 9 is a left side view of the grille of FIG. 7;
FIG. 10 is a right side view of the grille of FIG. 7;
FIG. 11 is a front side view of the grille of FIG. 7, the rear side view being the same; and,
FIG. 12 is a top side view of the grille of FIG. 7.

The broken lines illustrate portions of the ventilation grille and environmental structure, but do not form part of the claimed design.

1 Claim, 10 Drawing Sheets



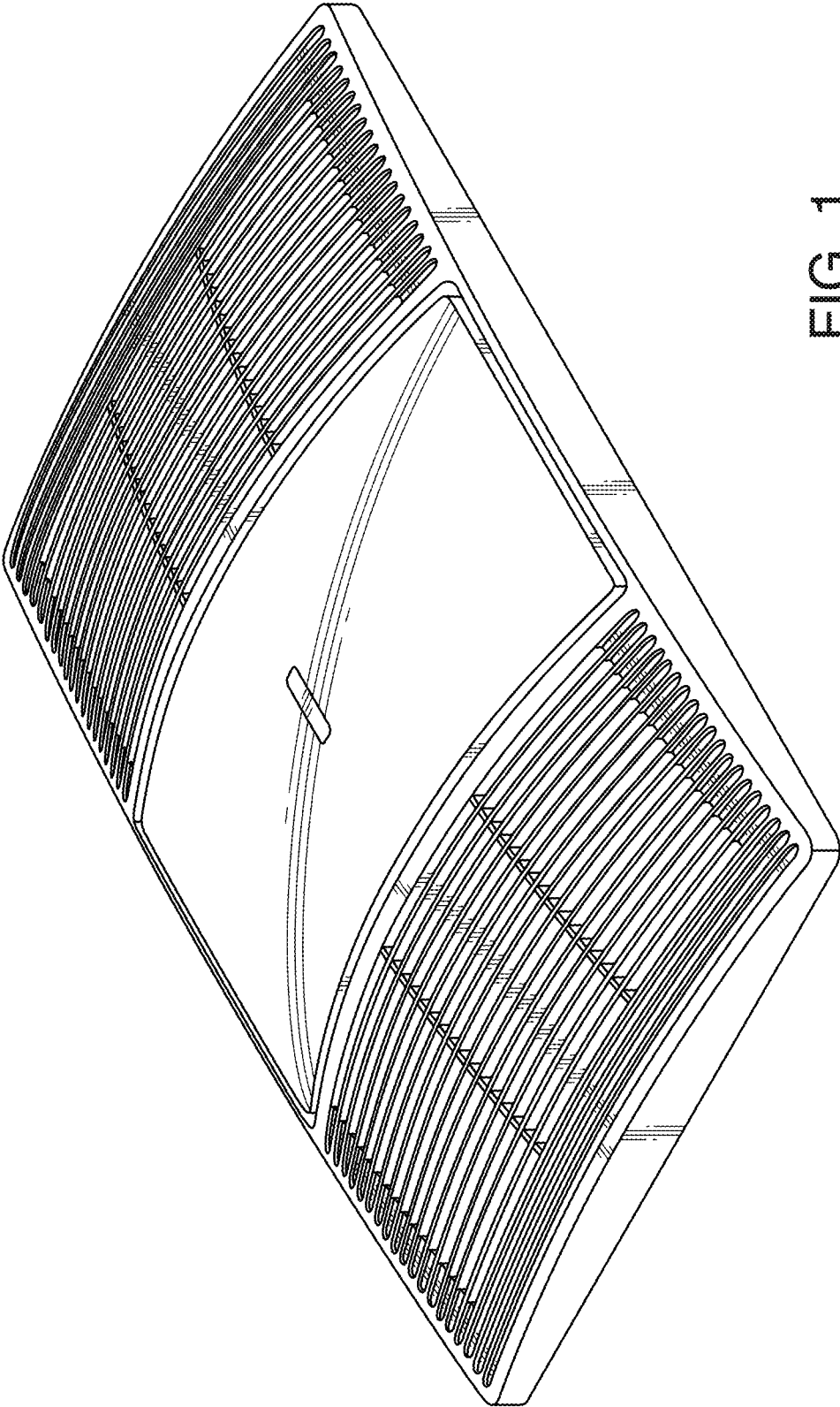


FIG. 1

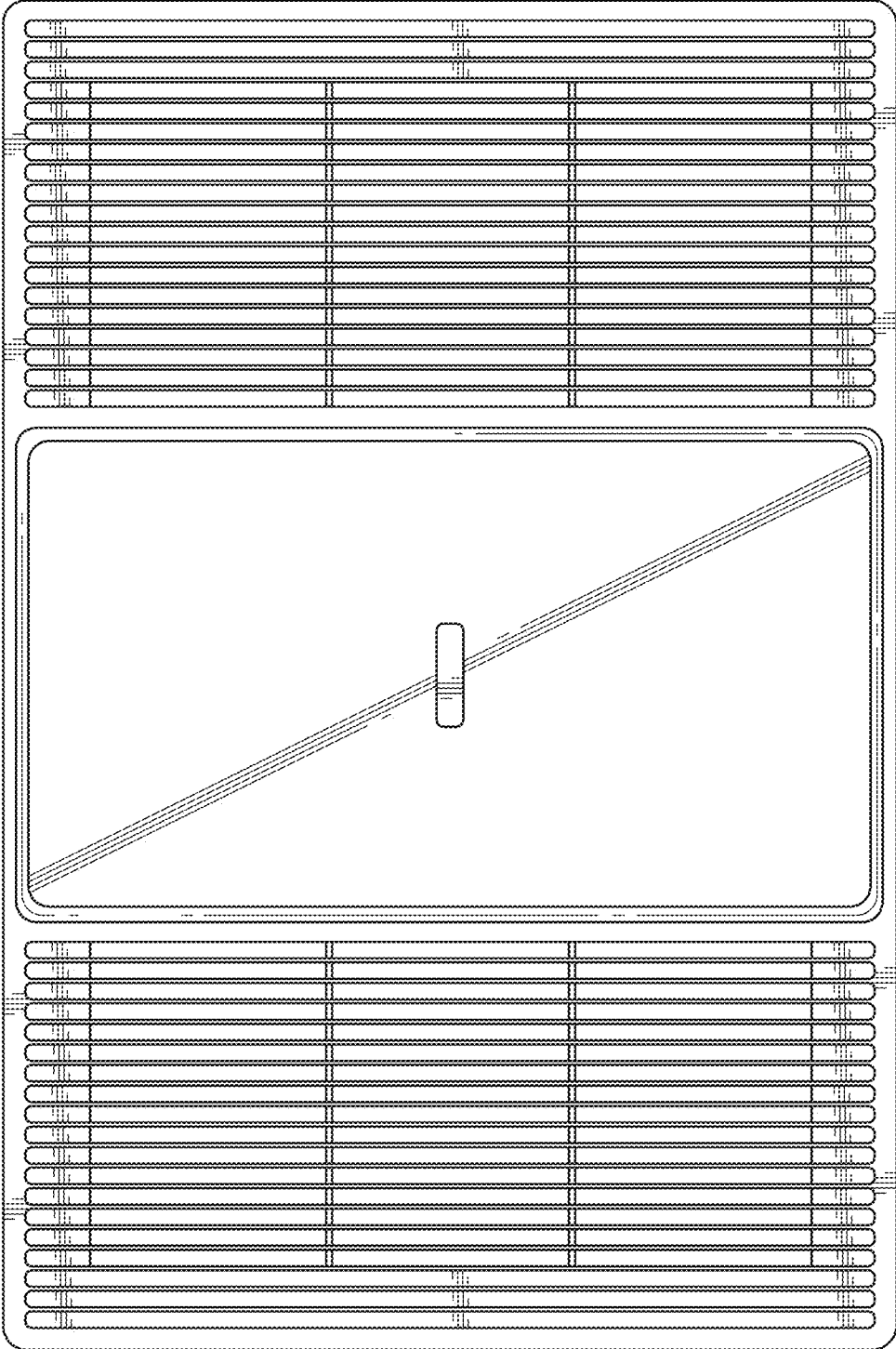


FIG. 2

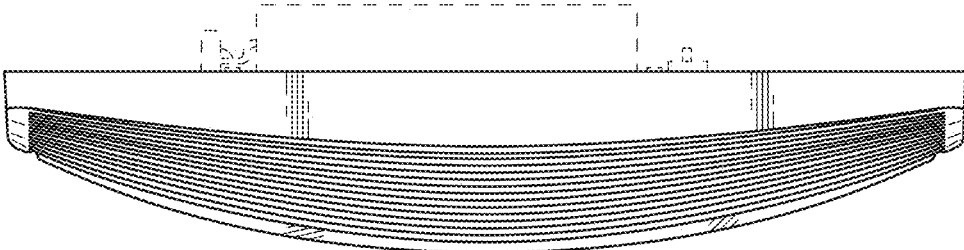


FIG. 4

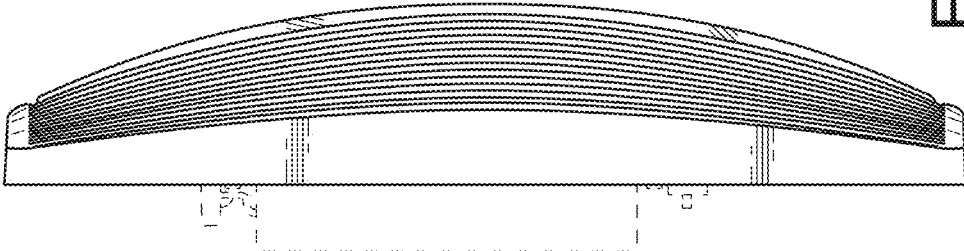


FIG. 3




FIG. 5

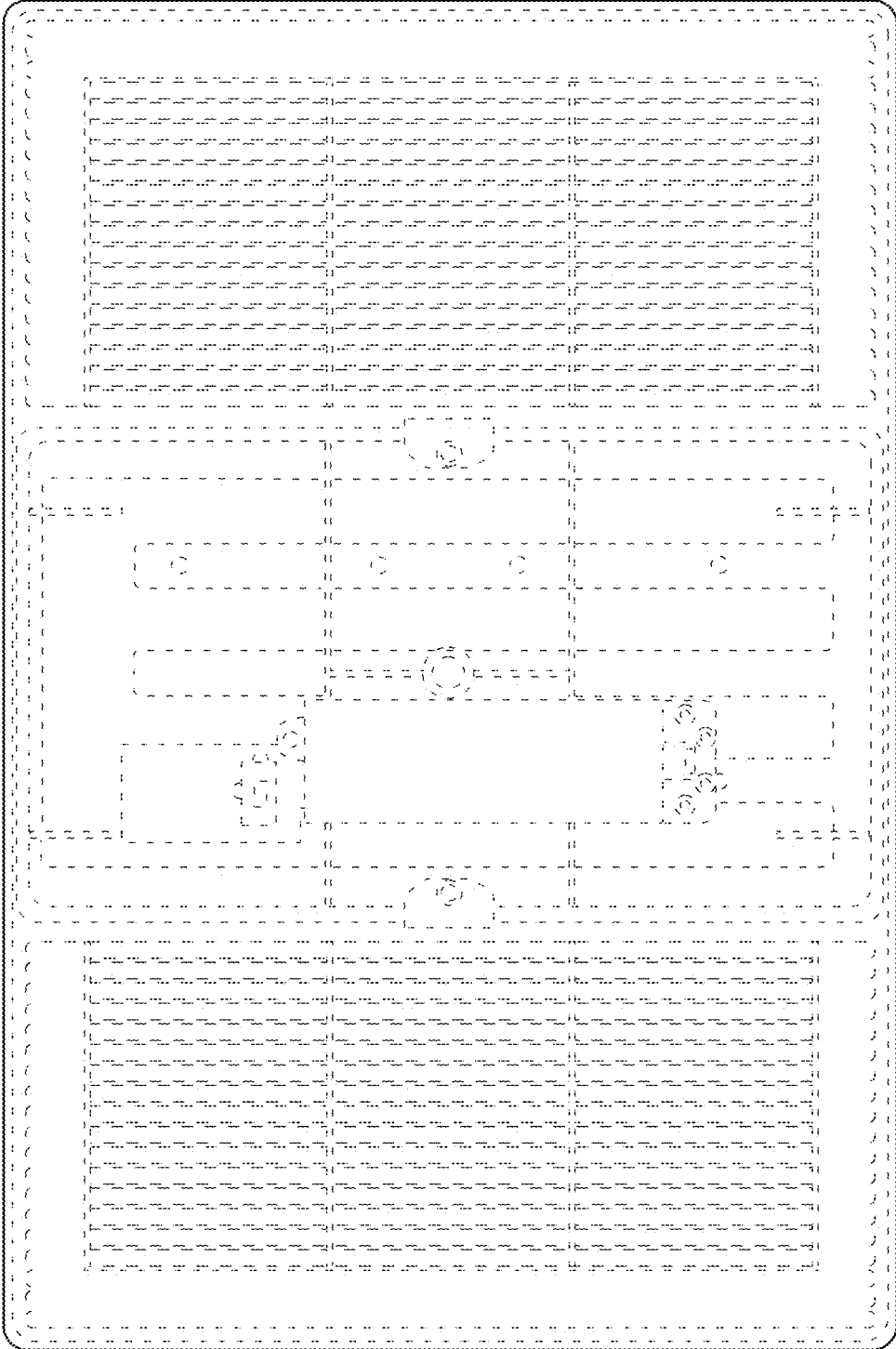


FIG. 6

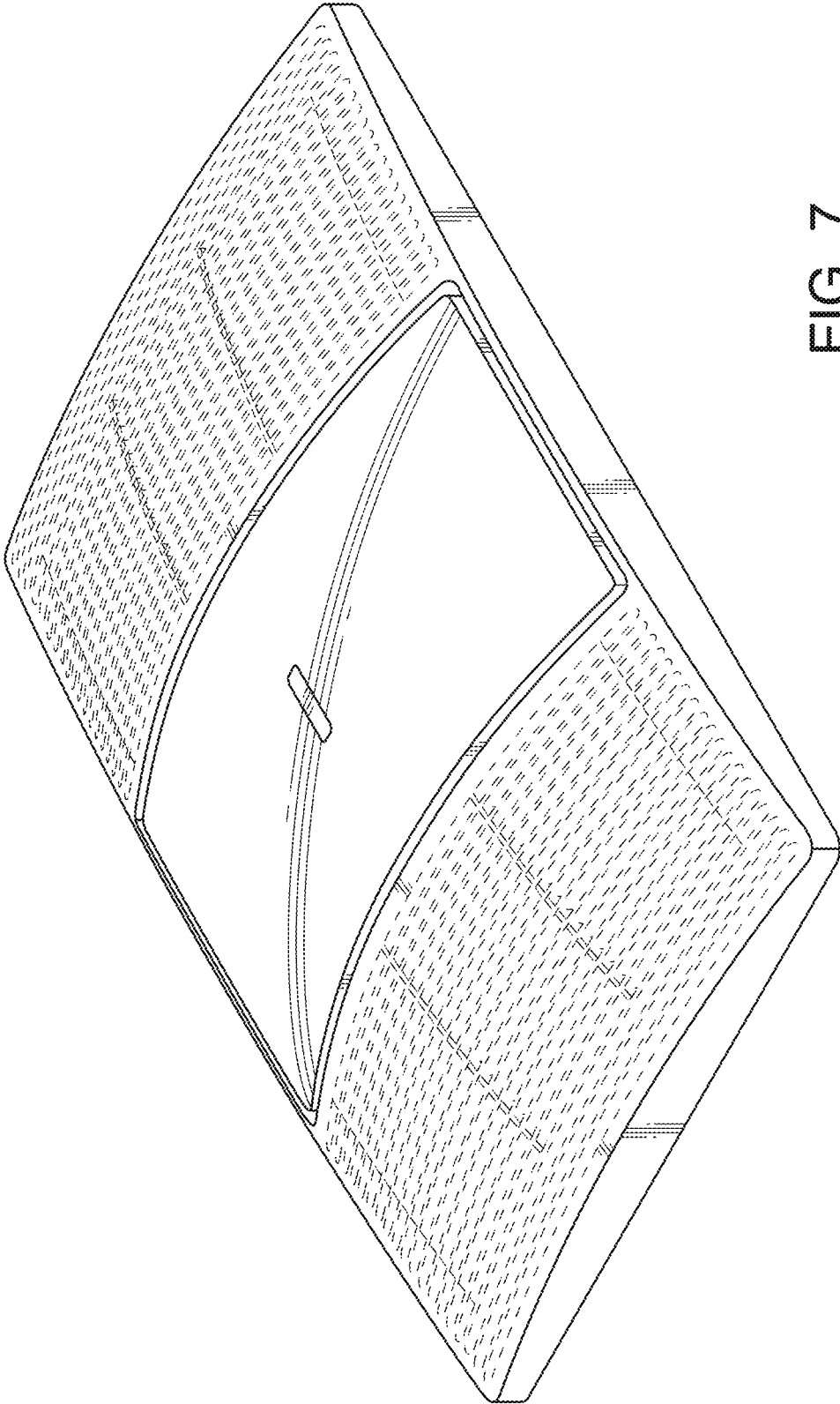


FIG. 7

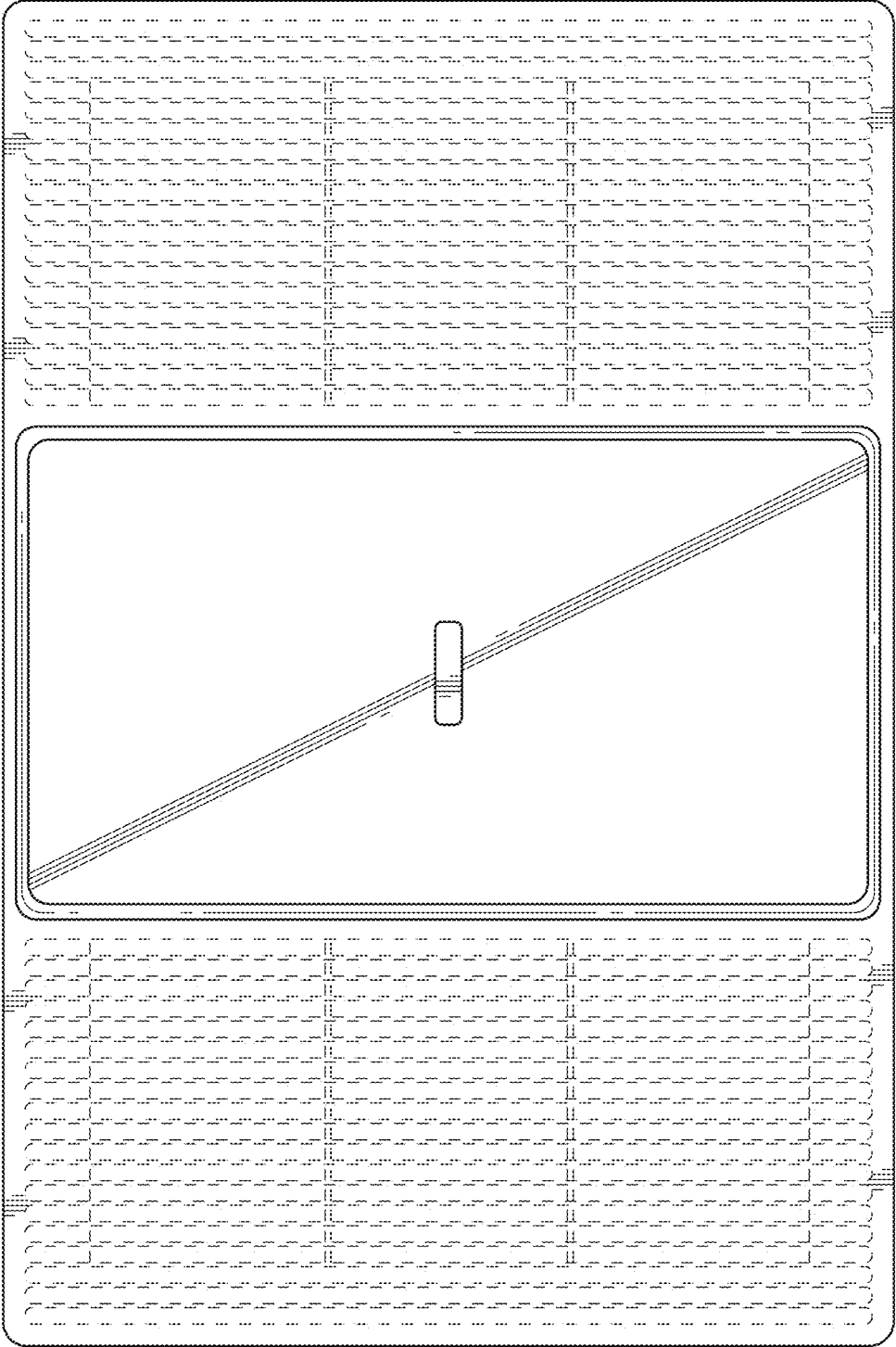


FIG. 8

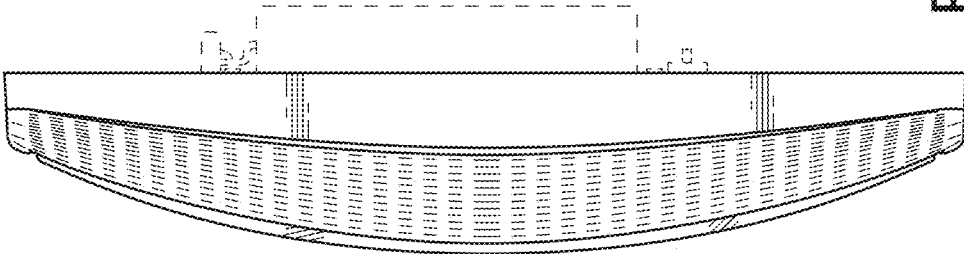


FIG. 10

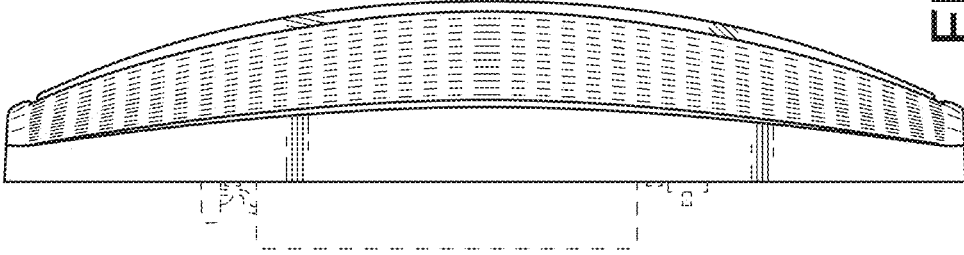


FIG. 9




FIG. 11

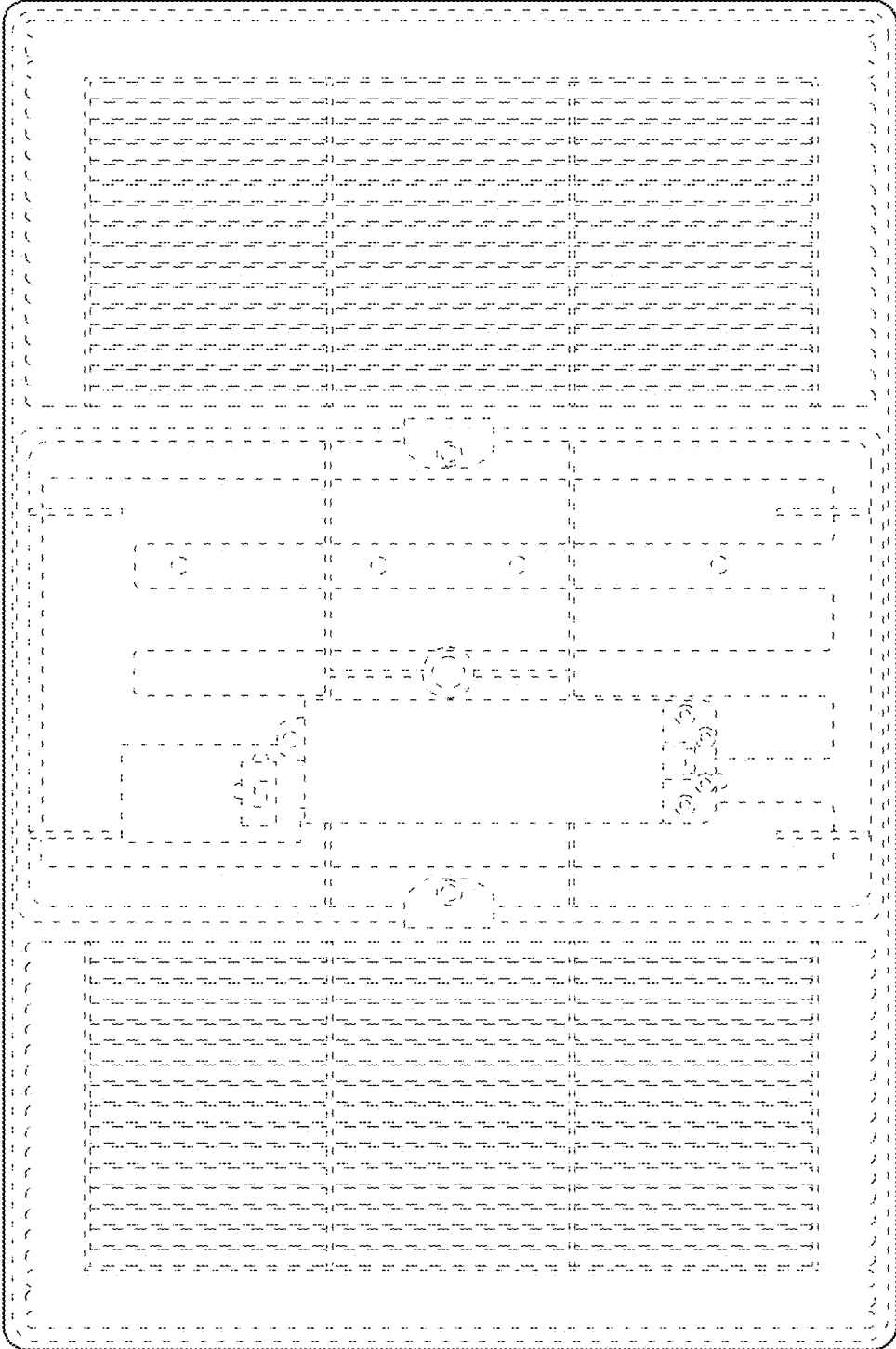


FIG. 12