



US00D433450S

United States Patent [19]
Ferguson

[11] **Patent Number: Des. 433,450**
[45] **Date of Patent: ** *Nov. 7, 2000**

[54] **PAPER CLIP**

[76] Inventor: **Louis D. Ferguson**, P.O. Box 150,
Sealevel, N.C. 28577

[*] Notice: This patent is subject to a terminal disclaimer.

[**] Term: **14 Years**

[21] Appl. No.: **29/072,740**

[22] Filed: **Jun. 30, 1997**

[51] **LOC (7) Cl.** **19-02**

[52] **U.S. Cl.** **D19/65**

[58] **Field of Search** D19/65, 75, 78,
D19/86, 90, 91, 99, 100; D8/395, 349,
370, 394; 24/DIG. 10, 67 R, 67.1, 67.11-67.9,
547, 552, 562; 40/792

[56] **References Cited**

U.S. PATENT DOCUMENTS

D. 50,283 2/1917 Peet D19/65
D. 128,298 7/1941 Houser D19/65

907,615	12/1908	Manning	40/792
1,336,626	4/1920	Hall	24/547 X
1,848,999	3/1932	Durham	24/552 X
2,240,693	5/1941	Elnes	24/552
2,957,218	10/1960	Sponsel	24/67.9
4,497,091	2/1985	Elliott	24/67.9

Primary Examiner—Martie K. Holtje
Attorney, Agent, or Firm—Mills Law Firm, PLLC

[57] **CLAIM**

The ornamental design for a paper clip, as shown and described.

DESCRIPTION

FIG. 1 is a top plan view of a paper clip showing my new design;
FIG. 2 is a left side elevational view thereof;
FIG. 3 is a front plan view thereof, the rear view being substantially a mirror image;
FIG. 4 is a right side elevational view thereof,
FIG. 5 is a bottom plan view thereof; and,
FIG. 6 is a front perspective view thereof.

1 Claim, 1 Drawing Sheet

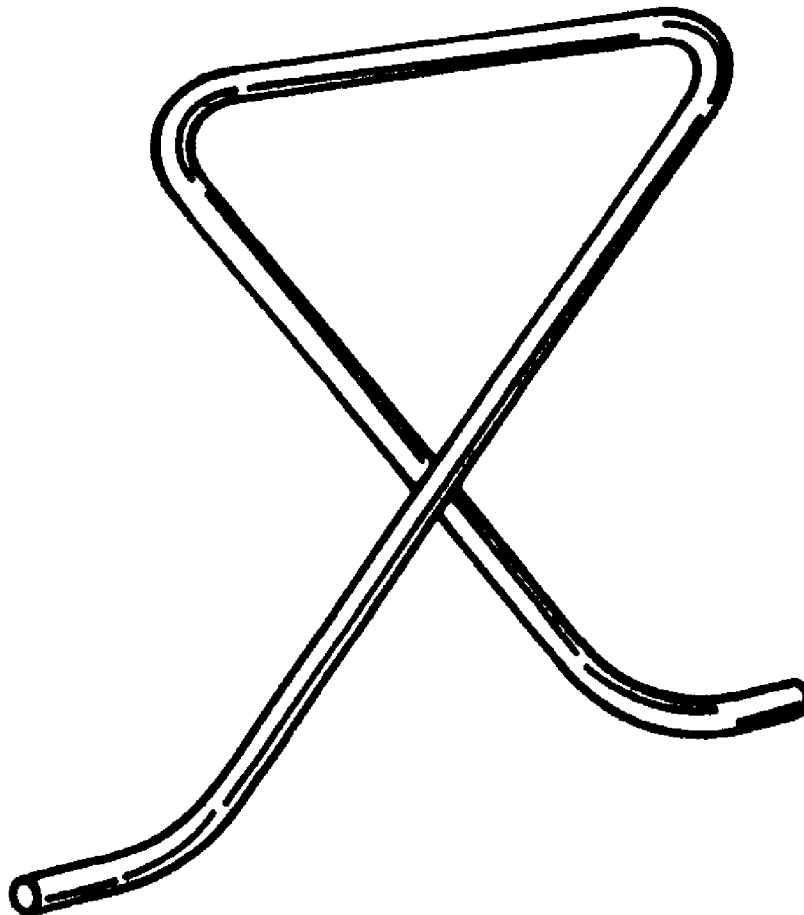




FIG. 1



FIG. 2




FIG. 3



FIG. 4



FIG. 5

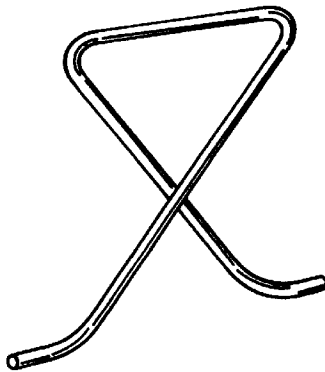


FIG. 6