



US00D435651S

United States Patent [19]
Hartwein

[11] **Patent Number: Des. 435,651**

[45] **Date of Patent: ** Dec. 26, 2000**

[54] **JET TIP FOR A ORAL IRRIGATOR**
[75] Inventor: **Peter Hartwein**, Kronberg, Germany
[73] Assignee: **Braun GmbH**, Germany
[**] Term: **14 Years**

D. 356,864	3/1995	Woog	D24/111
D. 358,884	5/1995	Vos	D24/113
4,671,259	6/1987	Kirchner	433/80
5,344,317	9/1994	Pacher et al.	433/85
5,511,977	4/1996	Futch, Jr.	433/126
5,779,471	7/1998	Tseng et al.	433/80

[21] Appl. No.: **29/110,928**
[22] Filed: **Sep. 9, 1999**

Primary Examiner—Alan P. Douglas
Assistant Examiner—Reid Hecker
Attorney, Agent, or Firm—Fish & Richardson P.C.

[30] **Foreign Application Priority Data**
Mar. 10, 1999 [DE] Germany 4 99 02 501

[57] **CLAIM**

The ornamental design for a jet tip for an oral irrigator, as shown and described.

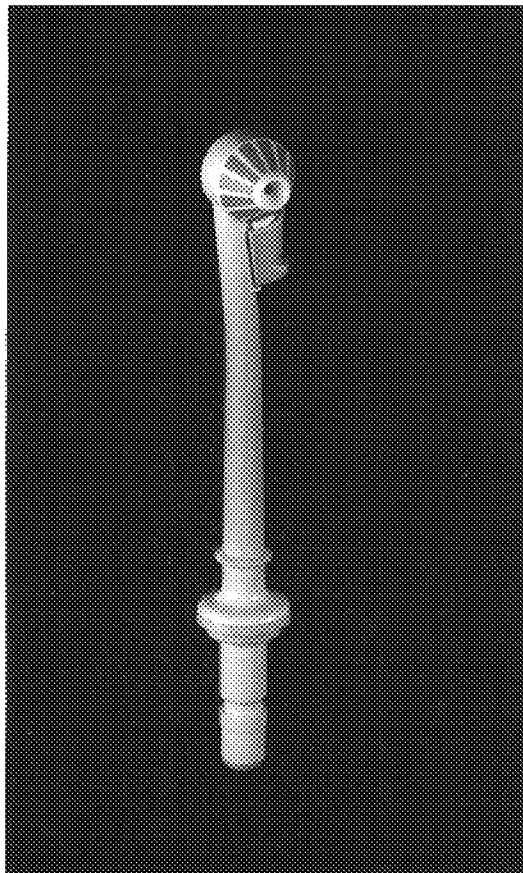
[51] **LOC (7) Cl.** **24-02**
[52] **U.S. Cl.** **D24/111**
[58] **Field of Search** D24/108, 111,
D24/113, 152, 176; D4/104, 108; D8/107;
15/22.1, 143.1, 145, 176.1, 167.1; 16/110.1,
430; 128/DIG. 10; 433/80, 85, 86, 88, 89,
114, 126; 601/162, 163, 165

DESCRIPTION

FIG. 1 is a perspective front elevational view of a jet tip for an oral irrigator from above, showing my design; FIG. 2 is a front view of the appliance; FIG. 3 is a rear view thereof; FIG. 4 is a side view thereof; FIG. 5 is a side view thereof; FIG. 6 is a top plan view thereof; and, FIG. 7 is a bottom plan view thereof.

[56] **References Cited**
U.S. PATENT DOCUMENTS
D. 318,918 8/1991 Hartwein D24/111

1 Claim, 3 Drawing Sheets



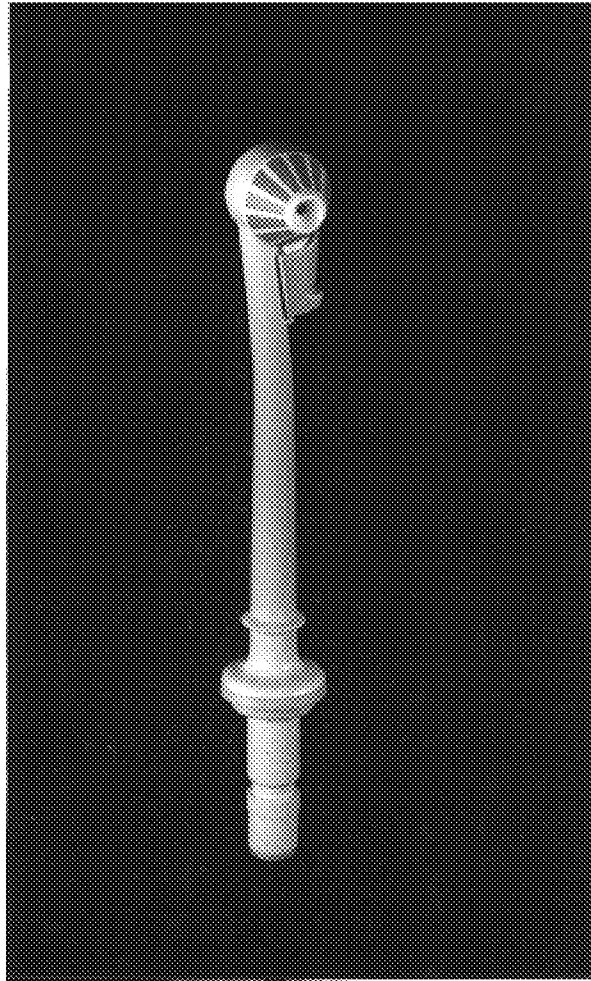


FIG. 1




FIG. 6




FIG. 7




FIG. 2




FIG. 3




FIG. 4




FIG. 5