



US00D674969S

(12) **United States Design Patent**
Ratner et al.

(10) **Patent No.:** **US D674,969 S**

(45) **Date of Patent:** **** Jan. 22, 2013**

(54) **MOHAWK HELMET**

(75) Inventors: **Corey Ratner**, Venice, CA (US); **Ryan Ratner**, Venice, CA (US); **Conan Hayes**, Venice, CA (US)

(73) Assignee: **C Preme Limited LLC**, Hawthorne, CA (US)

(**) Term: **14 Years**

(21) Appl. No.: **29/401,308**

(22) Filed: **Sep. 9, 2011**

(51) **LOC (9) Cl.** **02-03**

(52) **U.S. Cl.** **D29/102**

(58) **Field of Classification Search** D29/102-107,
D29/122; 2/421-425, 410-411, 5, 6.1, 6.3,
2/6.5-6.7; D2/869, 891

See application file for complete search history.

(56) **References Cited**

U.S. PATENT DOCUMENTS

D422,777 S *	4/2000	Scott	D2/869
D442,746 S *	5/2001	Belcher	D29/122
D501,280 S *	1/2005	Kole	D29/122
D501,281 S *	1/2005	Kole	D29/122

D501,957 S *	2/2005	Jagger	D29/122
6,848,122 B1 *	2/2005	Meeds	2/422
7,114,198 B1 *	10/2006	Hsieh et al.	2/422
D583,130 S *	12/2008	Runnels et al.	D2/878
D611,200 S *	3/2010	Packard	D29/122

* cited by examiner

Primary Examiner — Ruth McInroy

(74) *Attorney, Agent, or Firm* — GTC Law Group LLP & Affiliates

(57) **CLAIM**

The ornamental design for a Mohawk helmet, as shown and described.

DESCRIPTION

FIG. 1 is a front perspective view of a Mohawk helmet showing our new design;

FIG. 2 is a front elevation view thereof;

FIG. 3 is a rear elevation thereof;

FIG. 4 is a left side elevation view thereof;

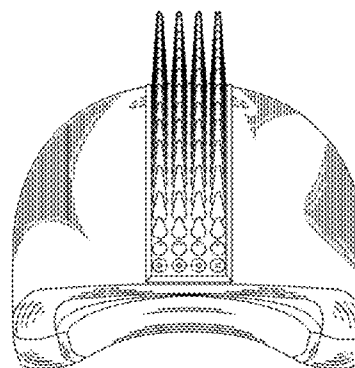
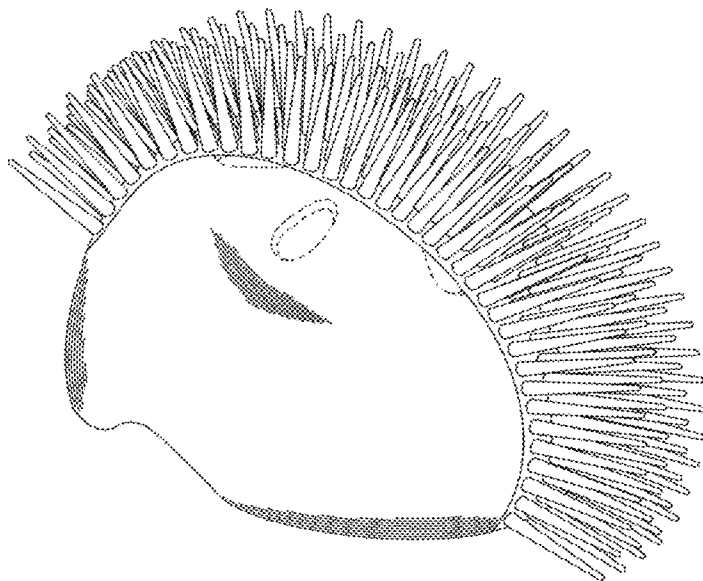
FIG. 5 is a right side elevation view thereof;

FIG. 6 is a top plan view thereof; and,

FIG. 7 is a bottom plan view thereof.

The broken lines in FIGS. 1-7 are for environmental purposes only and form no part of the claimed design.

1 Claim, 4 Drawing Sheets



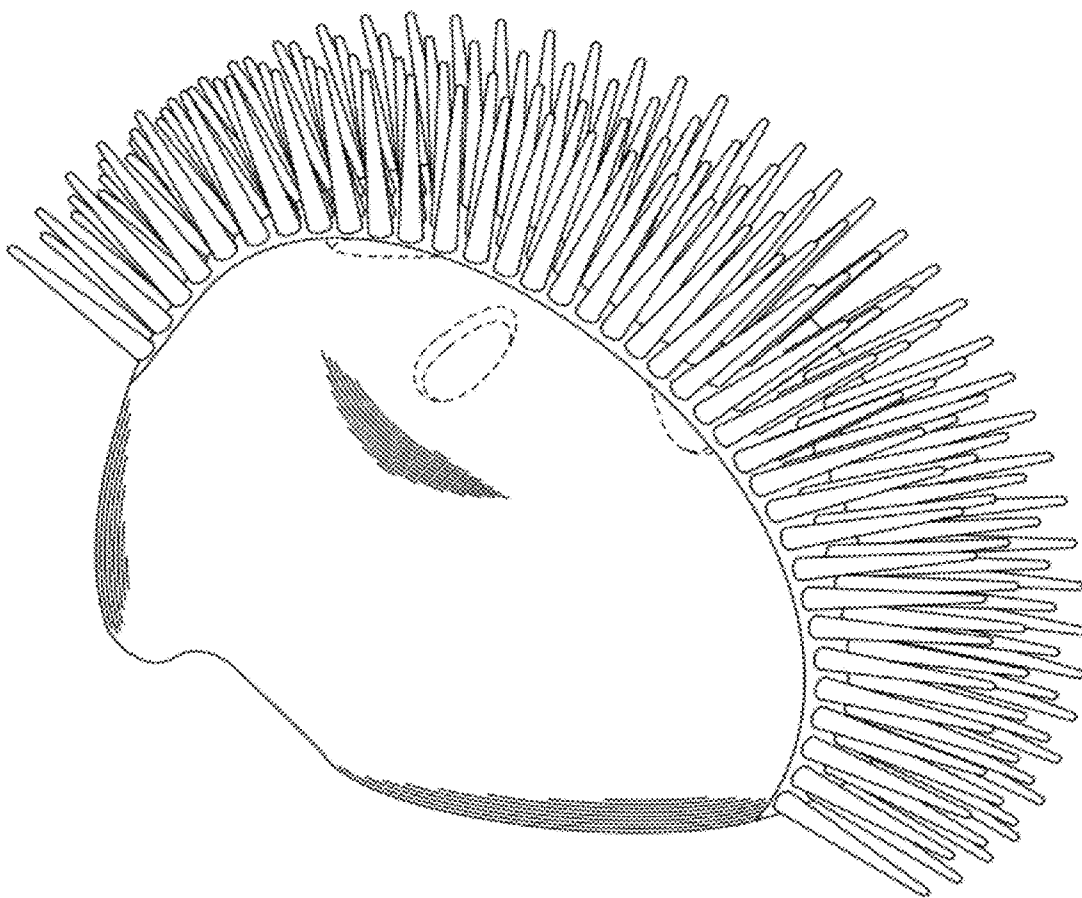


FIG. 1




FIG. 2

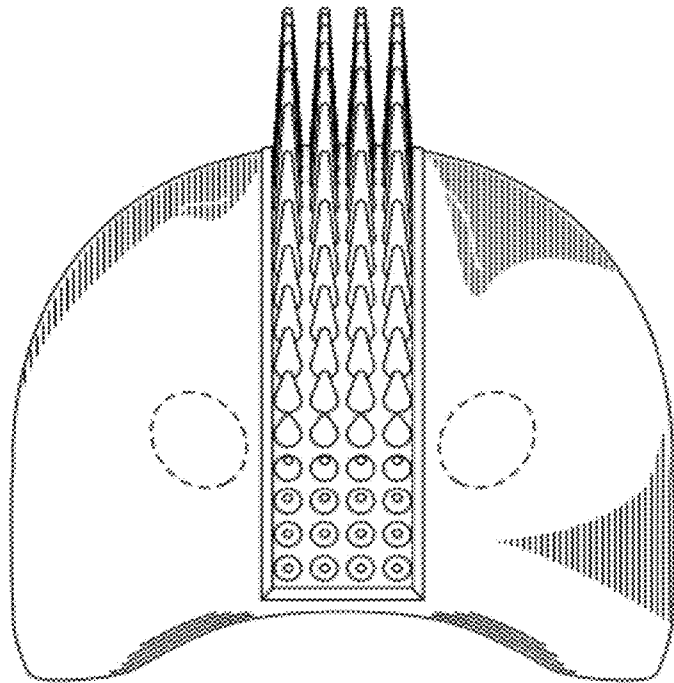


FIG. 3

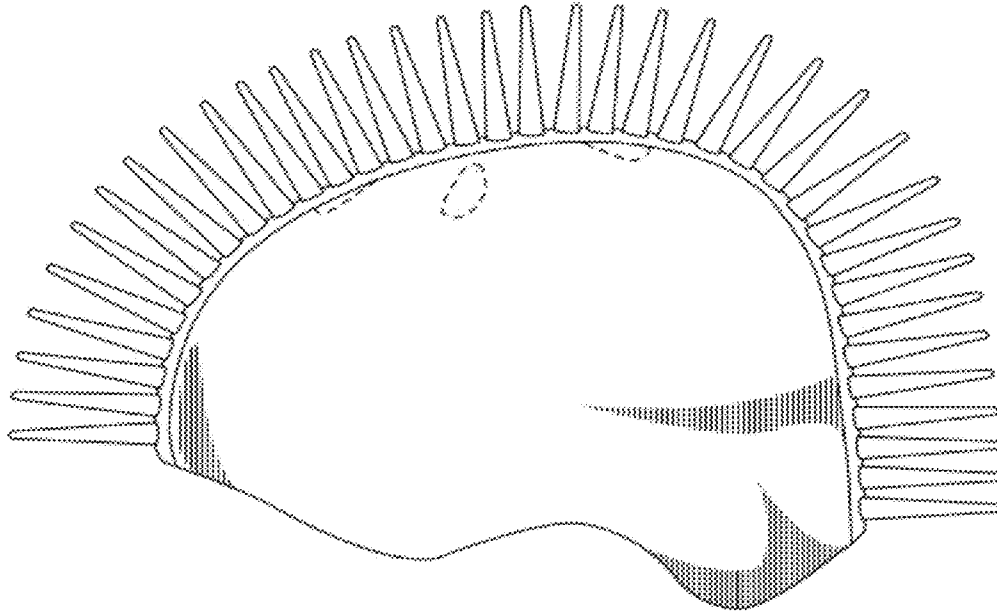


FIG. 4

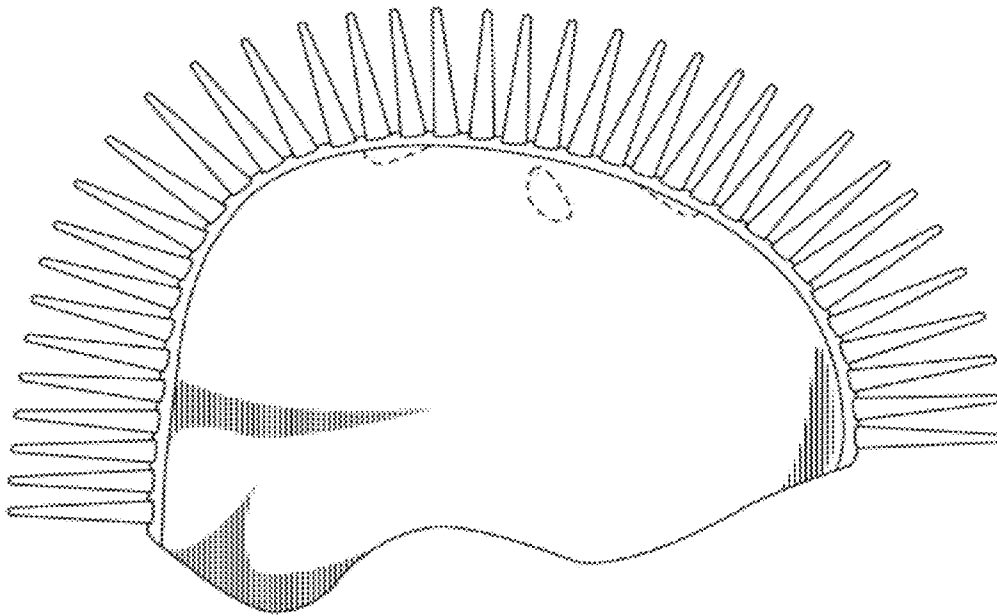


FIG. 5

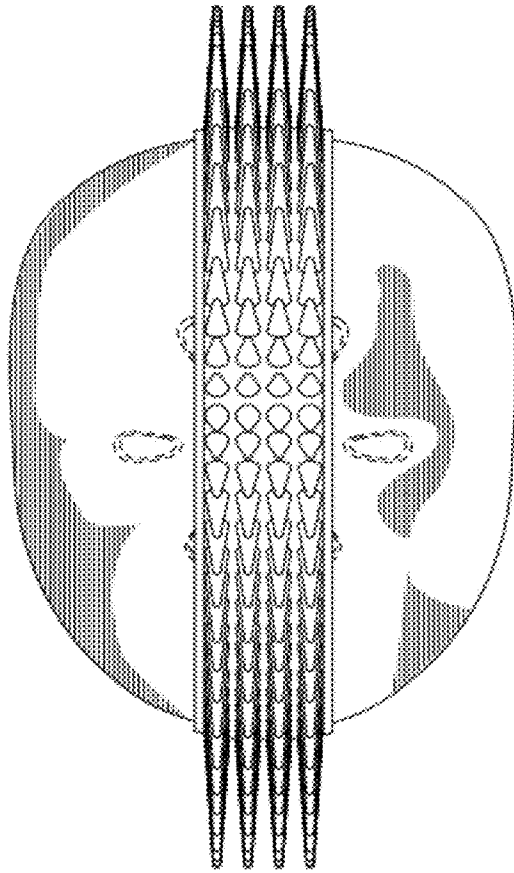


FIG. 6

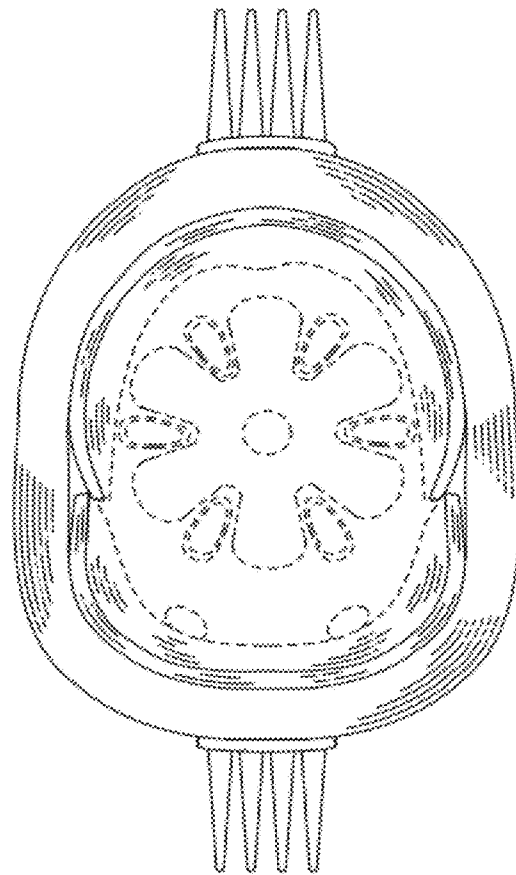


FIG. 7