



US00D834865S

(12) **United States Design Patent**
Godwin

(10) **Patent No.:** **US D834,865 S**

(45) **Date of Patent:** **** Dec. 4, 2018**

- (54) **TABLE**
- (71) Applicant: **Alumni Classroom Furniture Inc.,**
Waterloo (CA)
- (72) Inventor: **Paul Godwin, Waterloo (CA)**
- (73) Assignee: **Alumni Classroom Furniture Inc.,**
Waterloo (CA)

D594,682 S * 6/2009 Burak D6/707.22
 D703,984 S * 5/2014 Nasserri D6/707.22
 8,776,699 B2 * 7/2014 Nasserri A47B 13/10
 108/64
 D736,021 S * 8/2015 Legare D6/707.15
 D770,207 S * 11/2016 Legare D6/707.15
 D774,338 S * 12/2016 Legare D6/707.15
 2013/0129405 A1 * 5/2013 Everett A47B 13/088
 403/66

(**) Term: **15 Years**

(21) Appl. No.: **29/601,114**

(22) Filed: **Apr. 19, 2017**

(51) **LOC (11) Cl.** **06-03**

(52) **U.S. Cl.**
USPC **D6/707.22**

(58) **Field of Classification Search**
 USPC D6/338, 641, 656, 656.1, 656.13, 656.15,
 D6/656.18, 685, 686, 687, 691.1, 691.6,
 D6/692.1, 693, 696, 696.1, 696.3, 696.4,
 D6/697, 697.1, 697.2, 704, 705.1, 707,
 D6/707.21, 707.22, 707.23, 708.24
 CPC A47B 3/00; A47B 7/00; A47B 7/02; A47B
 13/00; A47B 13/08; A47B 21/00; A47B
 21/02; A47B 41/00; A47B 41/02; A47B
 2200/0001; A47B 2200/0003; A47B
 2200/0035

See application file for complete search history.

(56) **References Cited**

U.S. PATENT DOCUMENTS

D280,368 S * 9/1985 Crespi D6/696.1
 5,438,937 A * 8/1995 Ball A47B 87/002
 108/64
 D413,212 S * 8/1999 Dame D6/650
 D414,634 S * 10/1999 Smith D6/707.22
 D415,375 S * 10/1999 McCrackin D6/707.22
 D588,671 S * 3/2009 Ball D21/802

OTHER PUBLICATIONS

Flow Desk, hosted at Web.archive.org, posted on May 22, 2016, online, site visited Oct. 19, 2017. Available from Internet: <https://web.archive.org/web/20160522144817/http://www.alumniyf.com/ecommerce/desks/flow/Flow-Desk.htm>.*

(Continued)

Primary Examiner — Mary Ann Calabrese
Assistant Examiner — Catherine Ho
 (74) *Attorney, Agent, or Firm* — Blake, Cassels &
 Graydon LLP; Brett J. Slaney

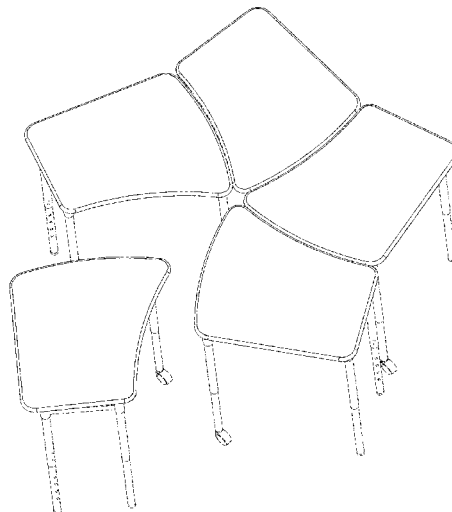
(57) **CLAIM**

The ornamental design for a table, as shown and described.

DESCRIPTION

FIG. 1 is a perspective view of the table;
 FIG. 2 is top view of the table;
 FIG. 3 is a bottom view of the table;
 FIG. 4 is a side view of the table;
 FIG. 5 is an opposite side view of the table;
 FIG. 6 is a perspective view of the table in an alternative configuration; and,
 FIG. 7 is a perspective view of one of the components of the table isolated for clarity of illustration.
 The even-spaced broken line portions of the figures are included to show portions of the article that form no part of the claimed design.

1 Claim, 7 Drawing Sheets



(56)

References Cited

OTHER PUBLICATIONS

Shapes Desk w/ White Dry Erase Top, hosted at Web.archive.org, posted on Mar. 30, 2015, online, site visited Oct. 19, 2017. Available from Internet: <https://web.archive.org/web/20150330053539/http://www.worthingtondirect.com/desks/shapes-desk-w-white-dry-erase-top-by-balt.htm>.*

Shapes Desk by Balt, hosted at Web.archive.org, posted on Aug. 29, 2014, online, site visited Oct. 19, 2017. Available from Internet: <https://web.archive.org/web/20140829061931/http://www.worthingtondirect.com/desks/shapes-desk.htm>.*

Balt Economy Shapes Desk & Essential Chair Package—Quo0007465 | Collaborative Des . . . ; www.worthingtondirect.com/desks/quo0005473-economy-shapes-desk-essential-chair-package-5-desks-5-16-h-chairs.htm; available online at least as early as Dec. 6, 2016.

* cited by examiner

FIG. 1

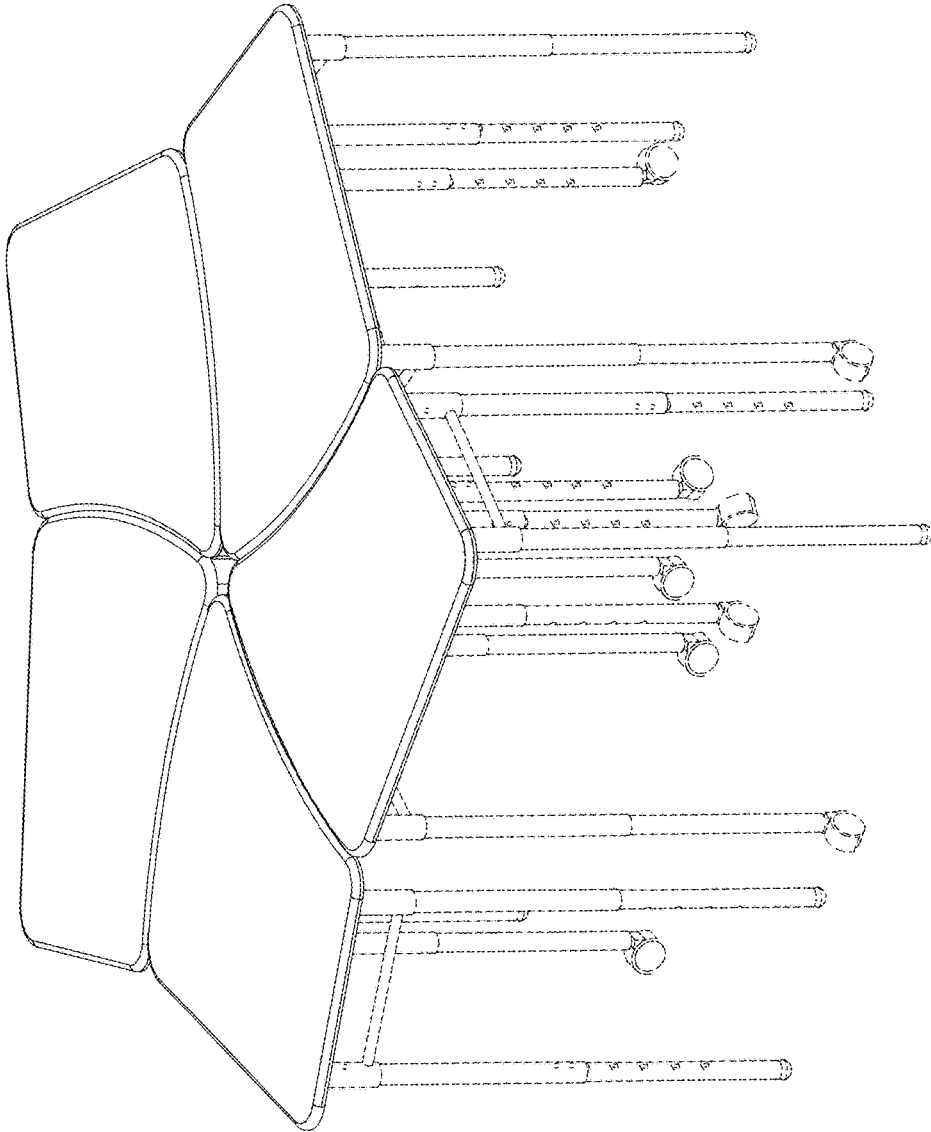


FIG. 2

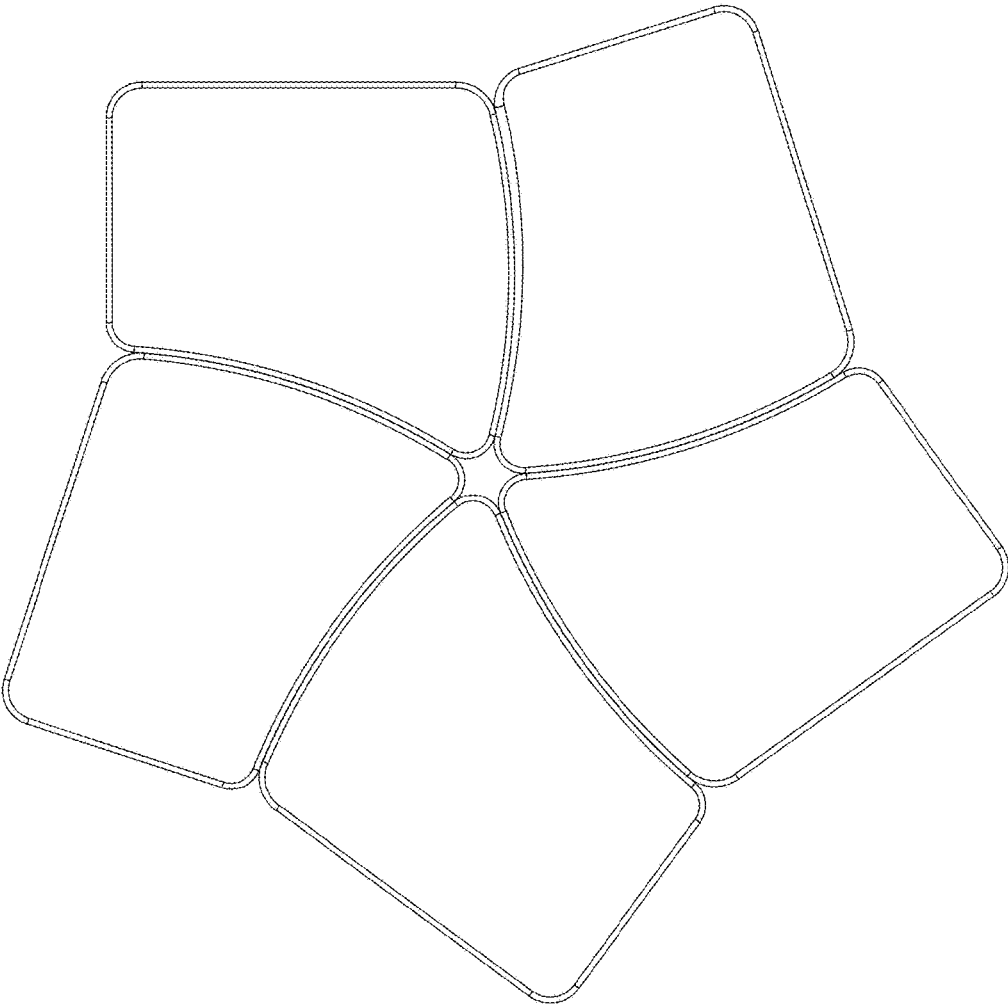


FIG. 3

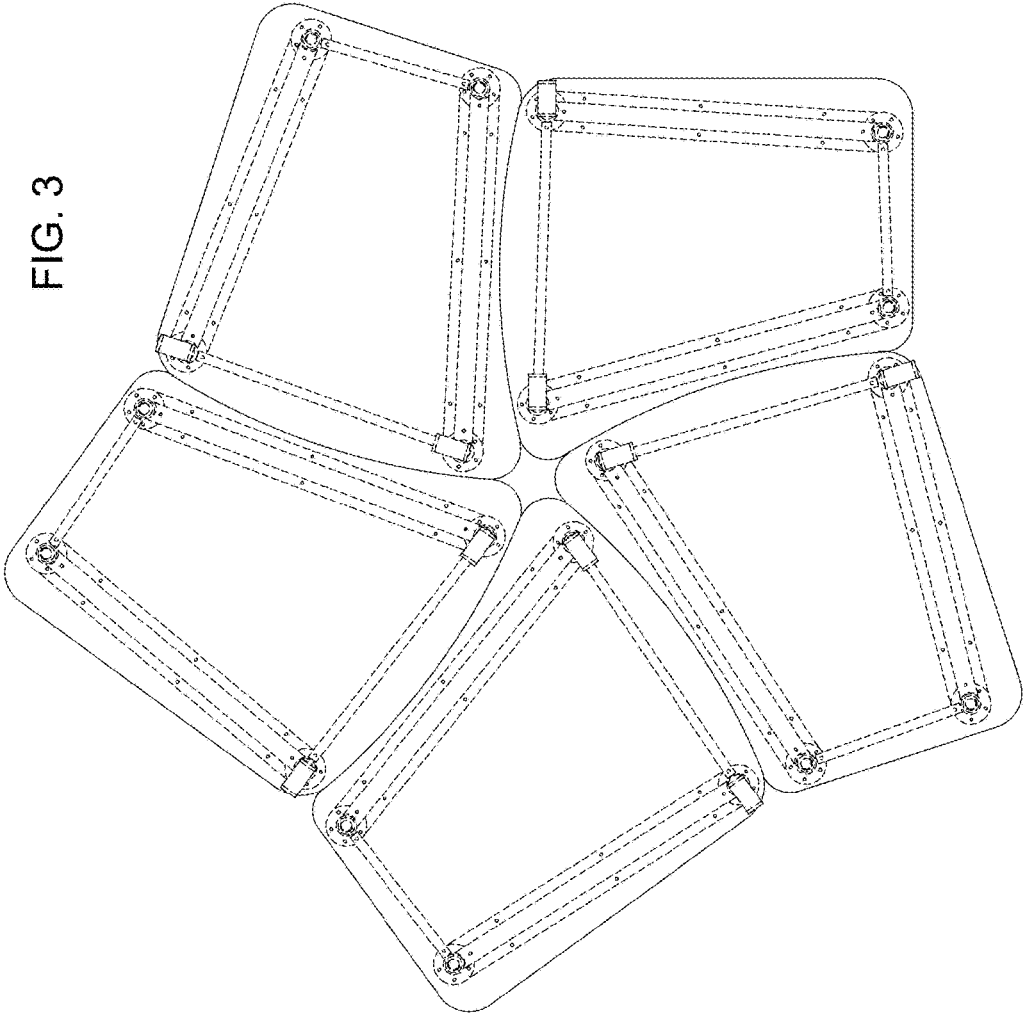


FIG. 4

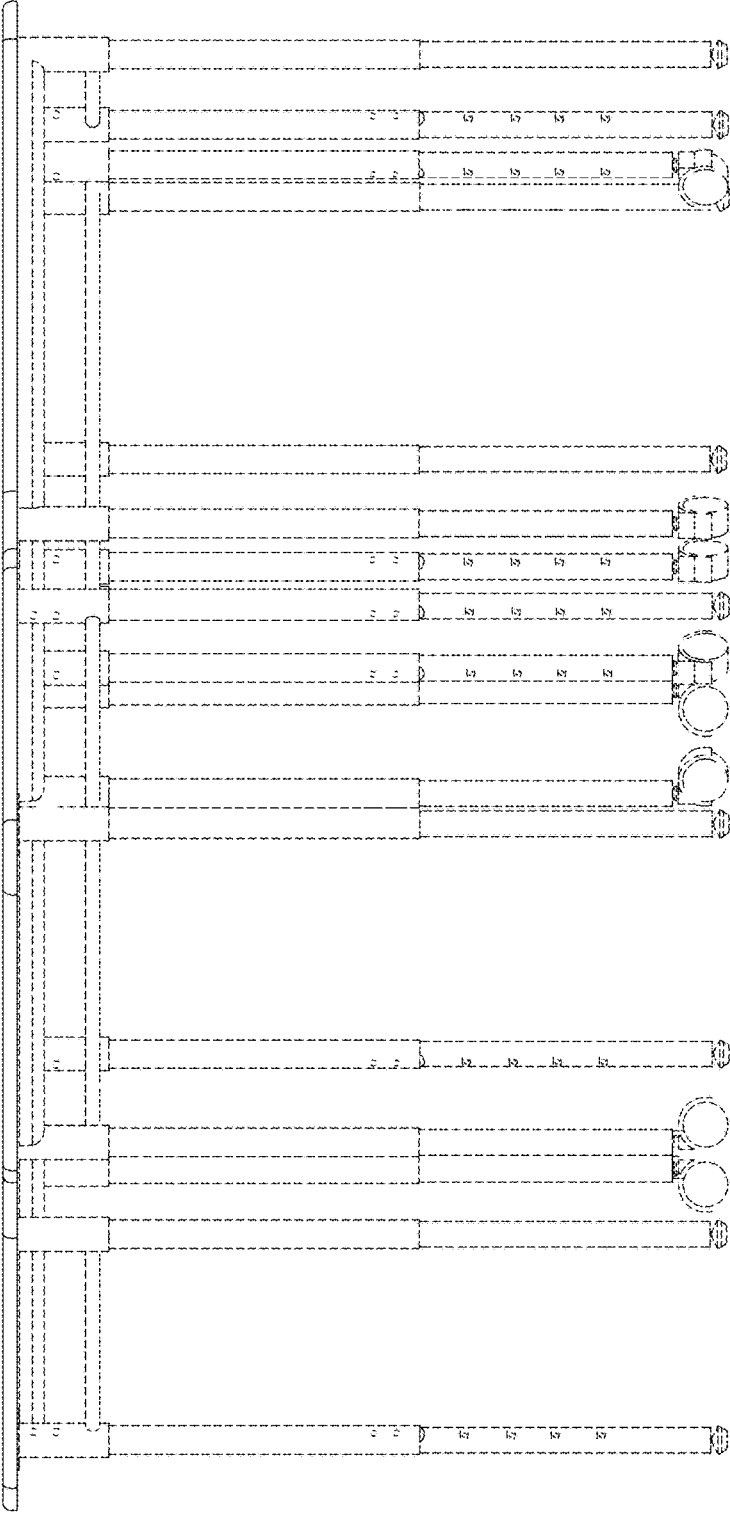
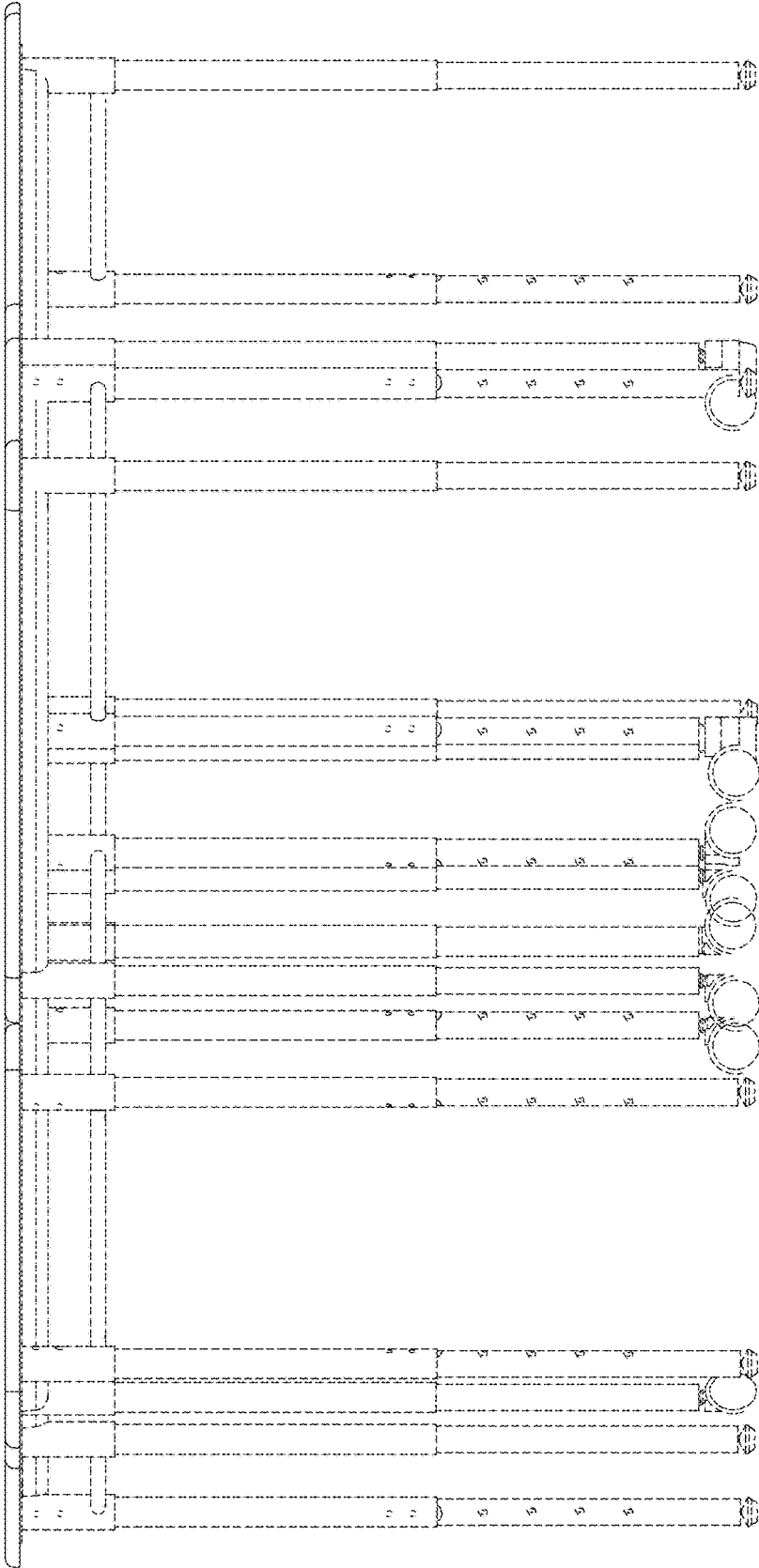


FIG. 5



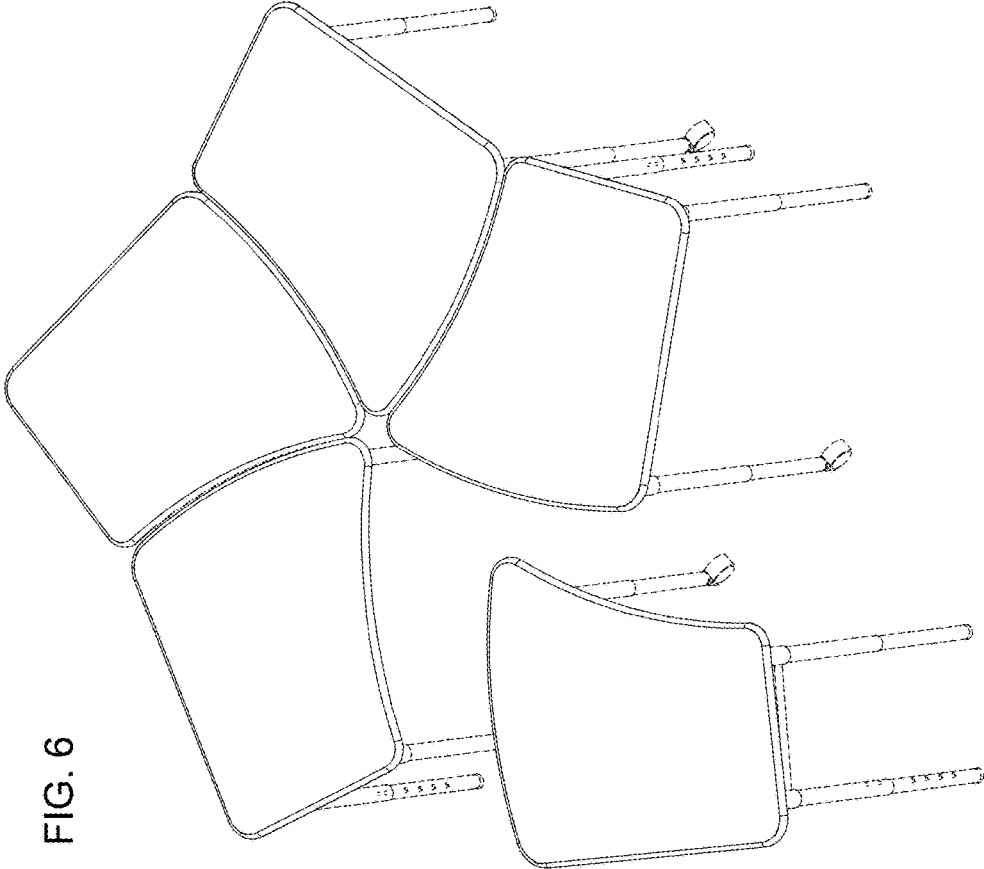


FIG. 6

FIG. 7

