



US00D741247S

(12) **United States Design Patent**  
**Brody et al.**

(10) **Patent No.:** **US D741,247 S**

(45) **Date of Patent:** **\*\* Oct. 20, 2015**

(54) **VTOL AIRCRAFT**

(71) Applicant: **XTI Aircraft Company**, Greenwood Village, CO (US)

(72) Inventors: **David E. Brody**, Greenwood Village, CO (US); **Dennis D. Olcott**, Castle Pines, CO (US)

(73) Assignee: **XTI Aircraft Company**, Greenwood Village, CO (US)

(\*\*) Term: **14 Years**

(21) Appl. No.: **29/492,641**

(22) Filed: **Jun. 2, 2014**

(51) **LOC (10) Cl.** ..... **12-07**

(52) **U.S. Cl.**  
USPC ..... **D12/326; D21/441**

(58) **Field of Classification Search**  
USPC ..... D12/16.1, 19, 322, 323, 326, 327, 328,  
D12/329, 330, 339, 341, 342, 343, 344;  
D21/436, 438, 439, 440, 441, 446, 447,  
D21/448, 449, 450, 453  
CPC ..... B64C 39/00; B64C 30/00; B64C 29/00;  
B64C 5/06

See application file for complete search history.

(56) **References Cited**

**U.S. PATENT DOCUMENTS**

2,700,425	A *	1/1955	Ruble	416/108
204,108	A	3/1966	Peterson	
3,335,977	A *	8/1967	Meditz	244/12.4
3,499,620	A	3/1970	Haberkorn et al.	
3,652,037	A	3/1972	Dolby	
4,022,405	A	5/1977	Peterson	
D274,511	S	7/1984	Clifton	
D274,512	S	7/1984	Clifton	
D302,676	S	8/1989	Clifton	
D311,719	S *	10/1990	Haga	D12/328
5,419,514	A	5/1995	Ducan	

(Continued)

*Primary Examiner* — Robert M Spear

*Assistant Examiner* — Marissa J Cash

(74) *Attorney, Agent, or Firm* — Perkins Coie LLP

(57) **CLAIM**

The ornamental design for a VTOL aircraft, as shown and described.

**DESCRIPTION**

FIG. 1 is a perspective view of a VTOL aircraft in a takeoff and landing configuration;

FIG. 2 is a front view of the aircraft in a takeoff and landing configuration;

FIG. 3 is a rear view of the aircraft in a takeoff and landing configuration;

FIG. 4 is a left side view of the aircraft in a takeoff and landing configuration;

FIG. 5 is a right side view of the aircraft in a takeoff and landing configuration;

FIG. 6 is a top view of the aircraft in a takeoff and landing configuration;

FIG. 7 is a bottom view of the aircraft in a takeoff and landing configuration;

FIG. 8 is a perspective view of the aircraft in a forward flight configuration;

FIG. 9 is a front view of the aircraft in a forward flight configuration;

FIG. 10 is a rear view of the aircraft in a forward flight configuration;

FIG. 11 is a left side view of the aircraft in a forward flight configuration;

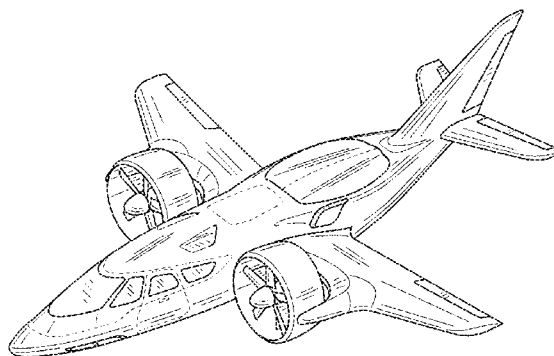
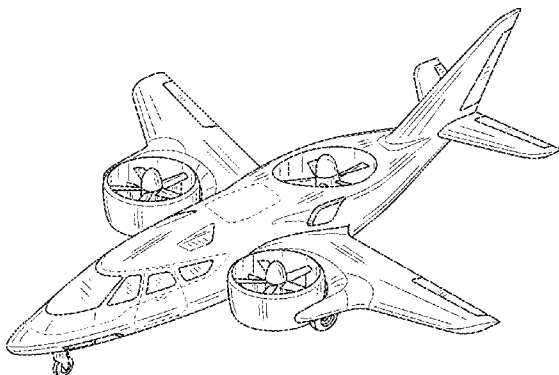
FIG. 12 is a right side view of the aircraft in a forward flight configuration;

FIG. 13 is a top view of the aircraft in a forward flight configuration; and,

FIG. 14 is a bottom view of the aircraft in a forward flight configuration.

The broken lines in the drawings represent unclaimed environmental subject matter and form no part of the claim.

**1 Claim, 14 Drawing Sheets**



(56)

References Cited

U.S. PATENT DOCUMENTS

5,597,137	A *	1/1997	Skoglun .....	244/12.4	7,874,513	B1	1/2011	Smith	
6,708,920	B2	3/2004	Fukuyama		8,181,903	B2	5/2012	Posva	
D493,411	S *	7/2004	Fong .....	D12/319	D665,333	S *	8/2012	Oliver .....	D12/326
D500,008	S *	12/2004	Bulaga .....	D12/345	8,777,150	B2 *	7/2014	Wang .....	244/12.4
6,843,447	B2	1/2005	Morgan		2007/0018035	A1	1/2007	Saiz et al.	
6,886,776	B2	5/2005	Wagner et al.		2007/0246601	A1	10/2007	Layton	
6,892,980	B2	5/2005	Kawai		2009/0127379	A1	5/2009	Lugg	
7,410,122	B2	8/2008	Robbins et al.		2012/0043413	A1 *	2/2012	Smith .....	244/12.4
7,857,254	B2	12/2010	Parks		2012/0091257	A1	4/2012	Wolff et al.	
					2014/0151502	A1 *	6/2014	Kosheleff .....	244/114 R
					2014/0339372	A1 *	11/2014	Dekel et al. ....	244/7 R

\* cited by examiner

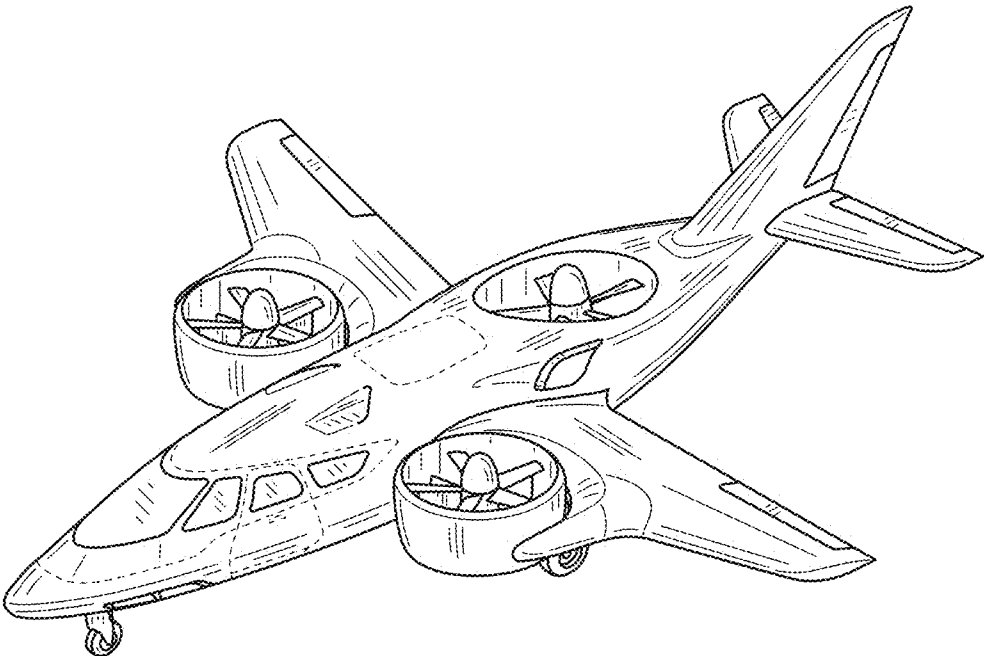


FIG.1

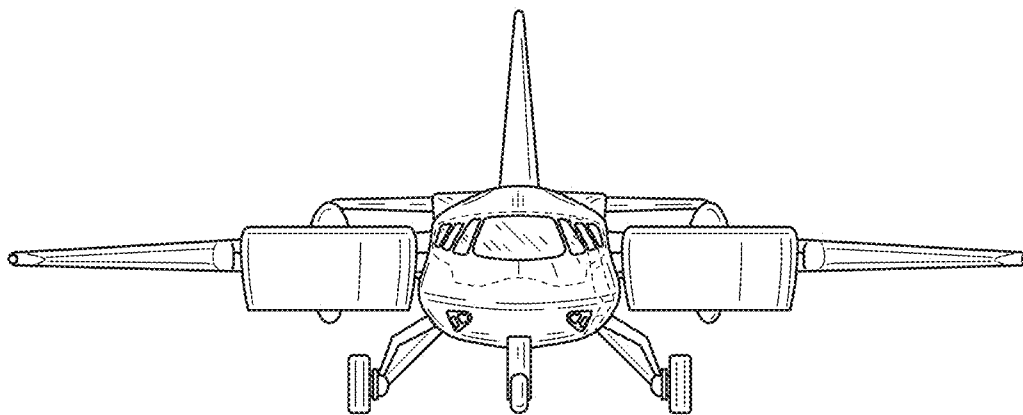


FIG.2

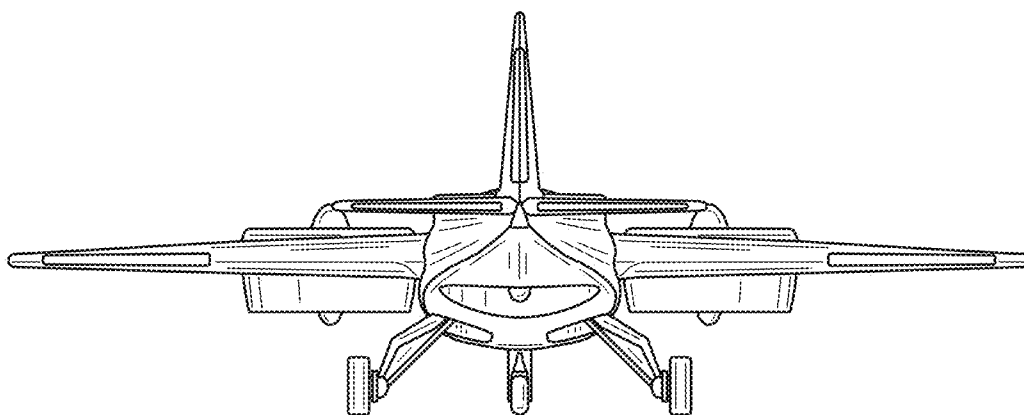


FIG.3

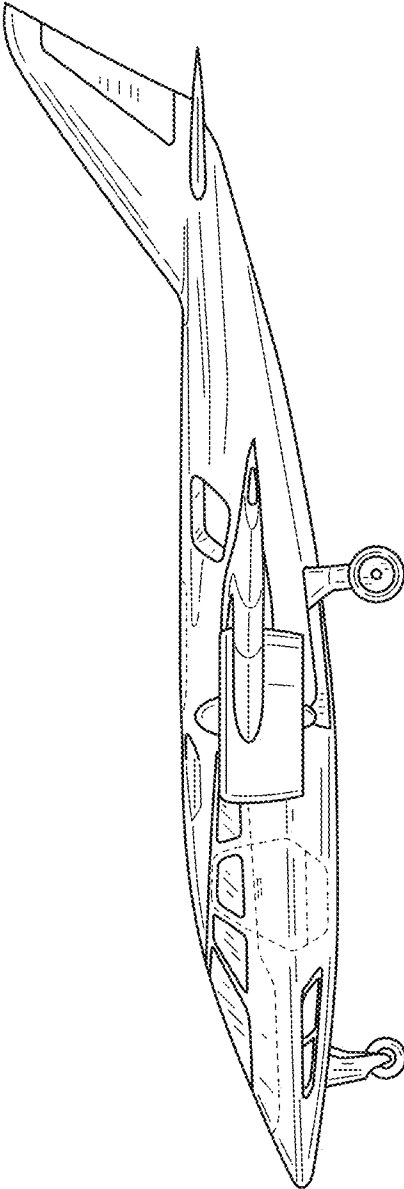


FIG.4

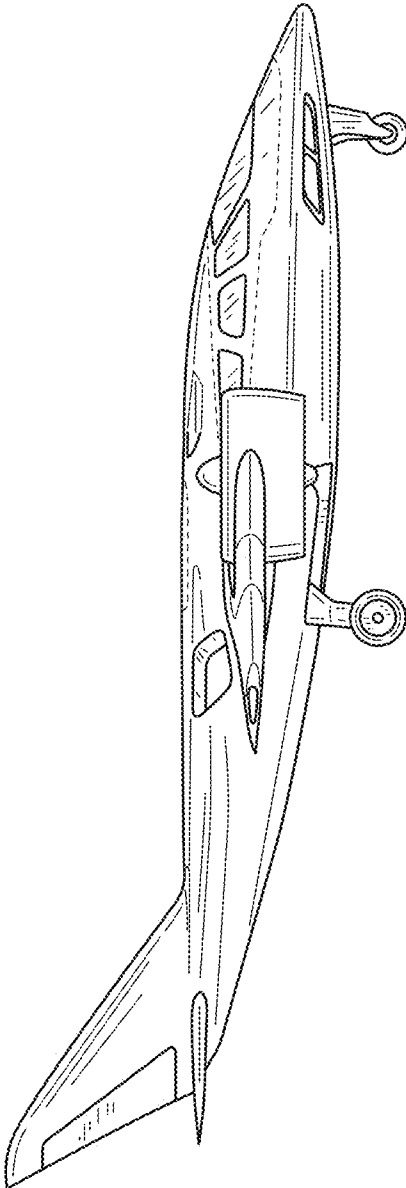


FIG.5

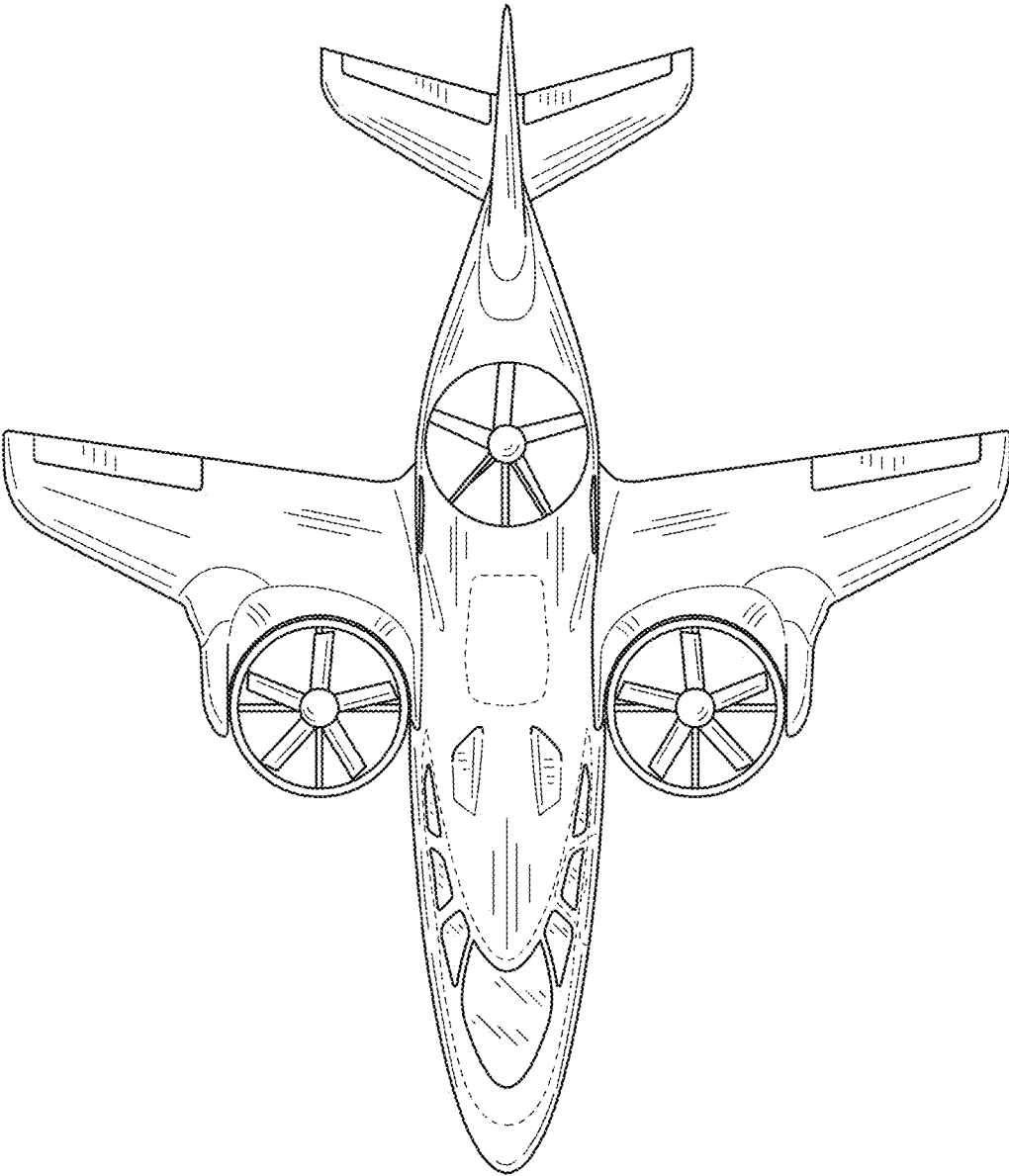


FIG.6



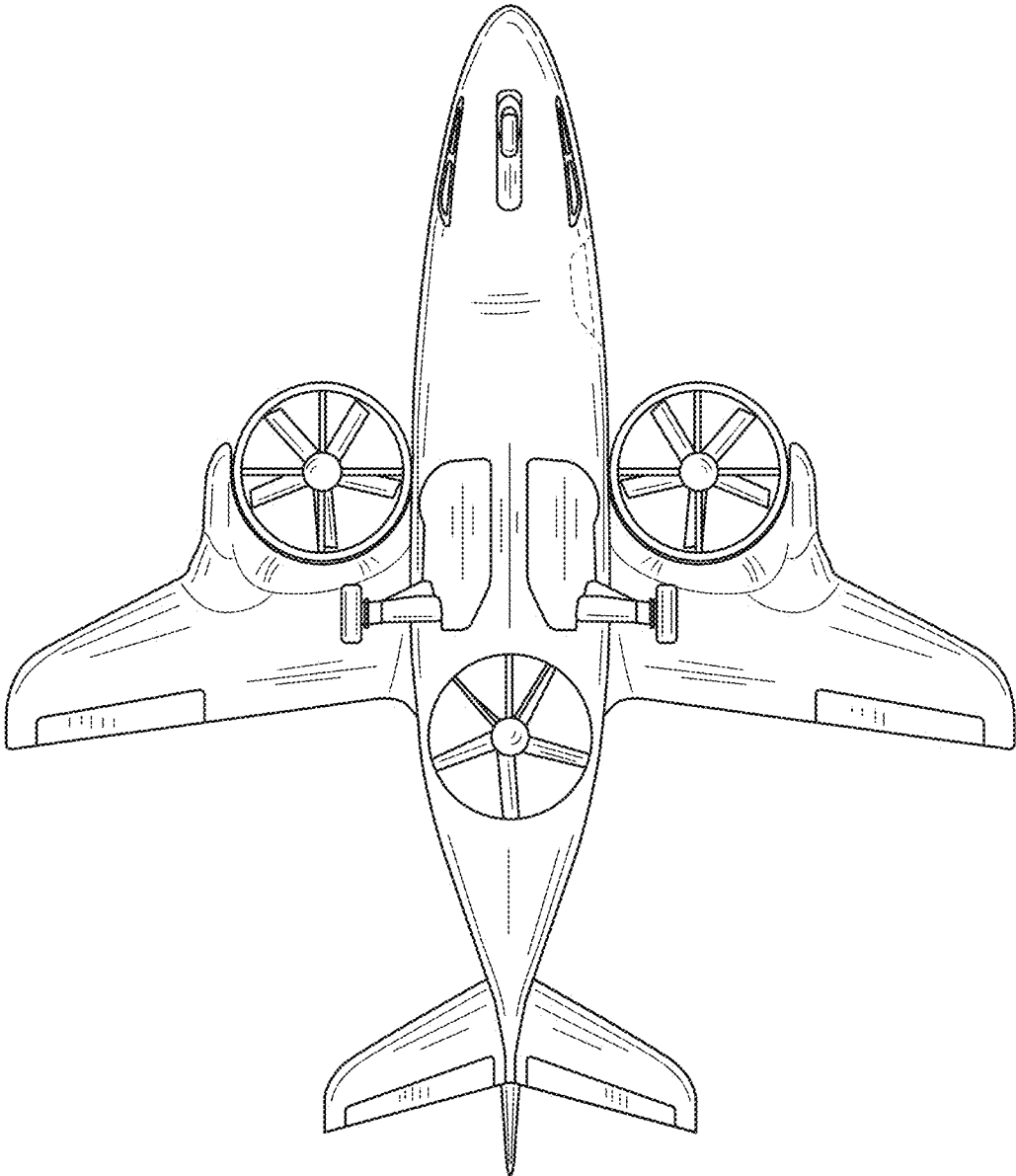


FIG.7




FIG.8

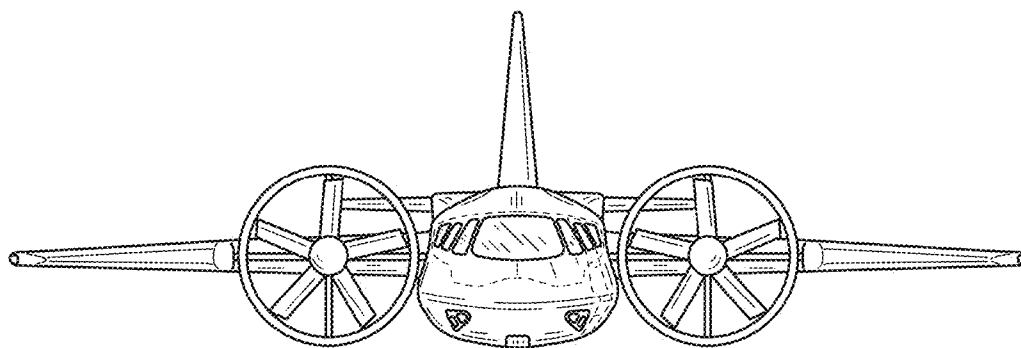


FIG.9

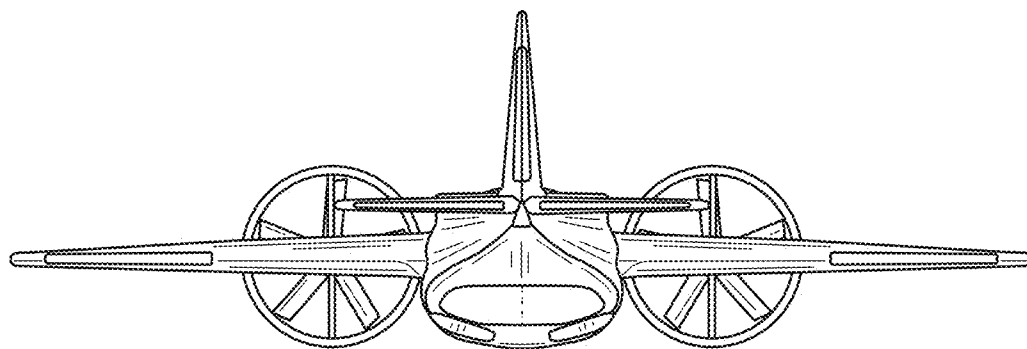


FIG.10

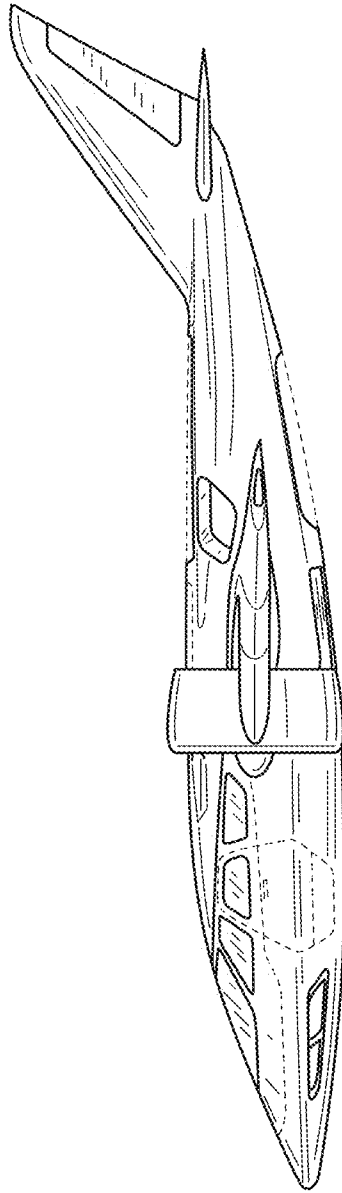


FIG.11

12/14

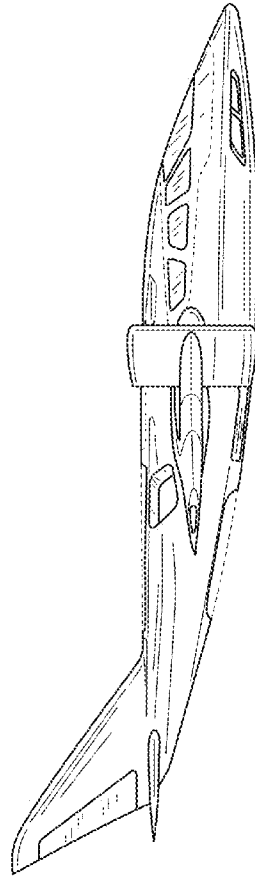


FIG.12

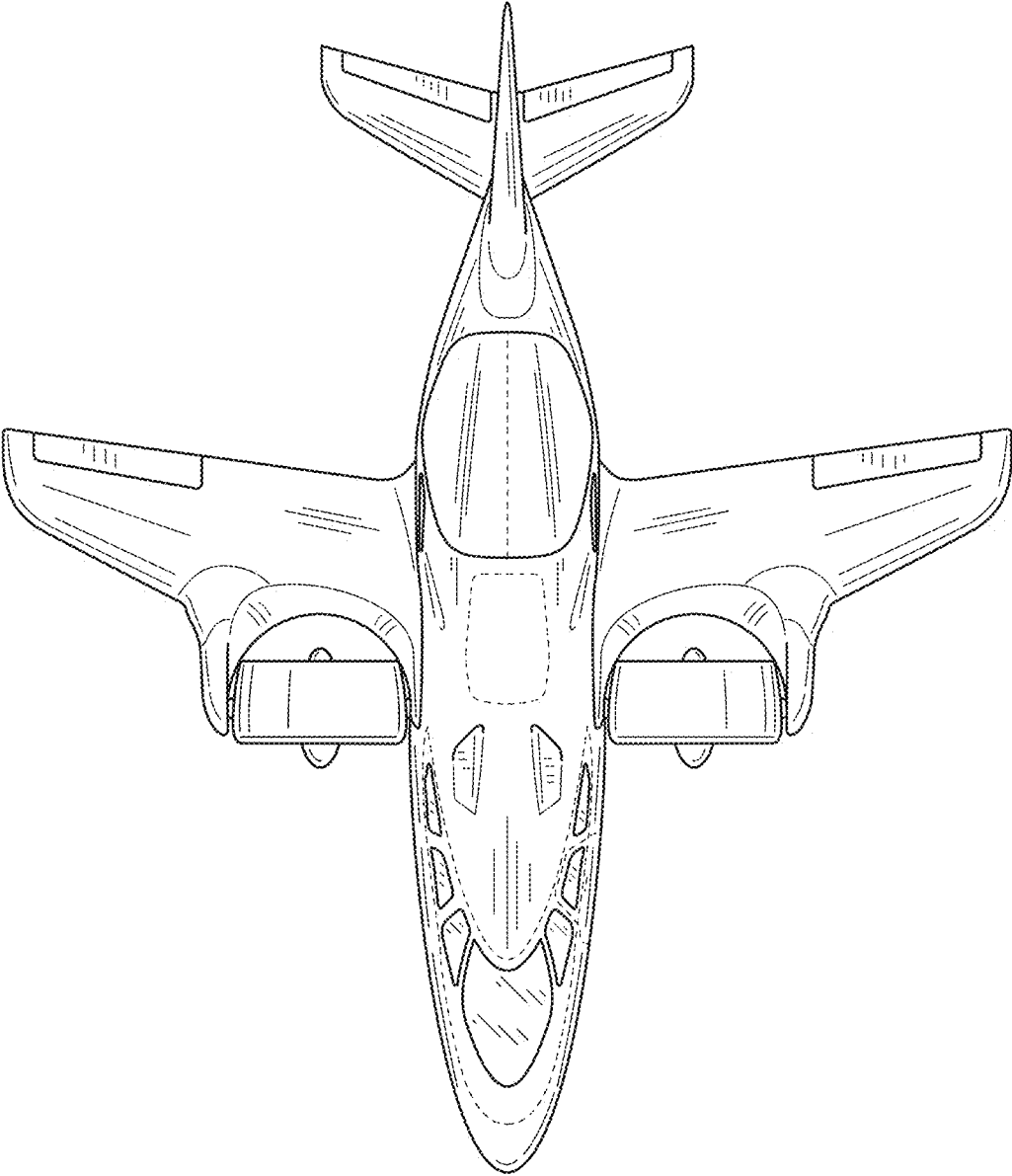


FIG.13

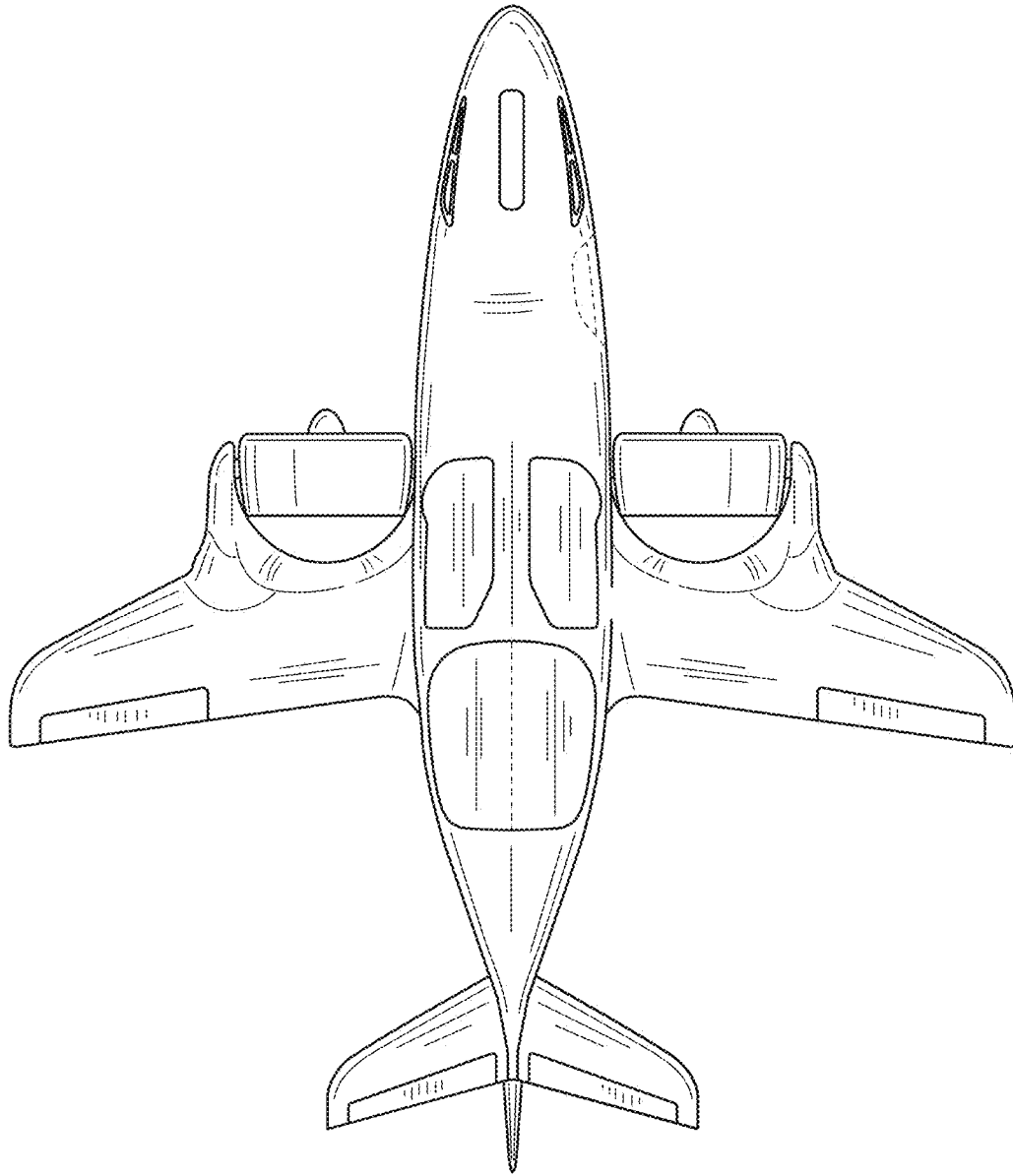


FIG.14