



US00D585171S

(12) **United States Design Patent**
Bizzell et al.

(10) **Patent No.:** **US D585,171 S**

(45) **Date of Patent:** **** Jan. 20, 2009**

(54) **TRASHCAN**

(75) Inventors: **Daniel Lee Bizzell**, Davidson, NC (US);
Thomas James Philpott, Charlotte, NC (US)

(73) Assignee: **Edison Nation, LLC**, Charlotte, NC (US)

(**) Term: **14 Years**

(21) Appl. No.: **29/296,859**

(22) Filed: **Oct. 30, 2007**

Related U.S. Application Data

(63) Continuation of application No. 11/424,969, filed on Jun. 19, 2006.

(51) **LOC (9) Cl.** **09-09**

(52) **U.S. Cl.** **D34/1**

(58) **Field of Classification Search** D34/12-27;
280/47.19, 47.26, 47.29, 47.35, 651, 684;
220/495.06

See application file for complete search history.

(56) **References Cited**

U.S. PATENT DOCUMENTS

- 4,570,304 A 2/1986 Montreuil et al.
- 4,884,717 A 12/1989 Bussard et al.
- 4,923,087 A 5/1990 Burrows
- 4,962,523 A 10/1990 Bieltved
- 5,419,452 A 5/1995 Mueller et al.
- D362,525 S 9/1995 Kruger
- D365,427 S 12/1995 Brightbill
- 5,628,424 A 5/1997 Gola
- 5,636,416 A 6/1997 Anderson
- D381,159 S 7/1997 Hampton
- D387,530 S 12/1997 Doxey
- 5,695,088 A 12/1997 Kasbohm
- D399,622 S 10/1998 Rashid
- D400,331 S 10/1998 Rausch

- D401,383 S 11/1998 Gish
- D401,719 S 11/1998 Van Leeuwen
- 5,881,901 A 3/1999 Hampton
- 5,987,708 A 11/1999 Newton
- 6,234,339 B1 5/2001 Thomas
- D445,980 S 7/2001 Tjugum
- 6,557,716 B1 5/2003 Chan
- 6,681,950 B2 1/2004 Miller
- D521,203 S 5/2006 Sofy
- 7,243,811 B1 * 7/2007 Ramsey 220/495.11
- 2001/0002690 A1 6/2001 Rosky
- 2002/0096524 A1 7/2002 Hardesty
- 2003/0089719 A1 5/2003 Berger
- 2004/0200938 A1 10/2004 Forlivio
- 2005/0017010 A1 1/2005 Siegel et al.
- 2006/0056741 A1 3/2006 Yang
- 2007/0289972 A1 12/2007 Wynn
- 2008/0011754 A1 1/2008 Ramsey
- 2008/0011910 A1 1/2008 Ramsey

FOREIGN PATENT DOCUMENTS

EP 582240 2/1994

* cited by examiner

Primary Examiner—Cynthia E Ramirez
(74) *Attorney, Agent, or Firm*—Tillman Wright, PLLC; Chad D. Tillman; James D. Wright

(57) **CLAIM**

The ornamental design for a trashcan, as shown and described.

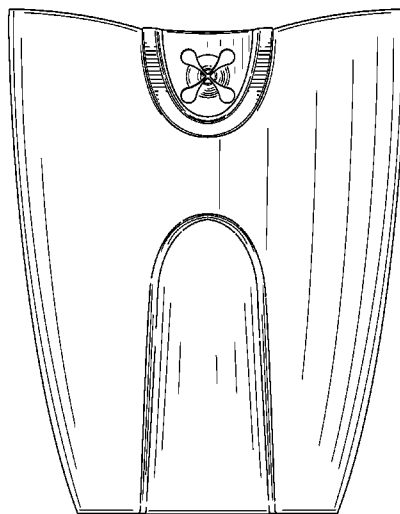
DESCRIPTION

FIG. 1 is a front elevational view of a trashcan, the rear being the same thereof; and,

FIG. 2 is a front perspective view thereof, the rear perspective being a mirror image thereof.

The areas of the trashcan not shown in the drawings are not part of the claimed design.

1 Claim, 2 Drawing Sheets



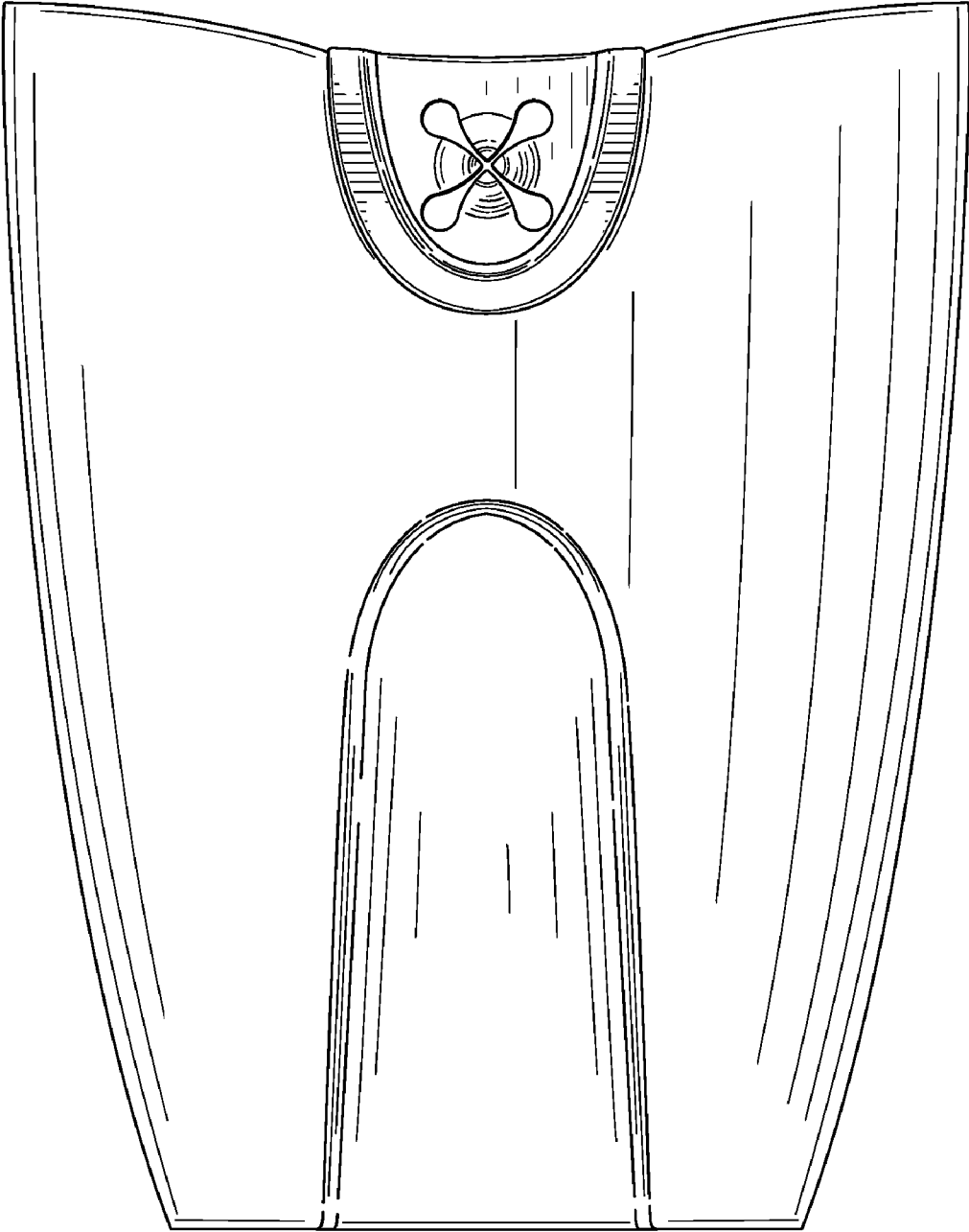


FIG. 1




FIG. 2