



US00D565493S

(12) **United States Design Patent**
Kim

(10) **Patent No.:** **US D565,493 S**

(45) **Date of Patent:** **** Apr. 1, 2008**

(54) **WIPER FOR AUTOMOBILE**

(75) Inventor: **In-Kyu Kim**, Ansan (KR)

(73) Assignee: **ADM21 Co. Ltd.**, Ansan-si (KR)

(**) Term: **14 Years**

(21) Appl. No.: **29/295,566**

(22) Filed: **Oct. 1, 2007**

(30) **Foreign Application Priority Data**

Apr. 11, 2007 (KR) 30-2007-0015819

(51) **LOC (8) Cl.** **12-06**

(52) **U.S. Cl.** **D12/219**

(58) **Field of Classification Search** D12/219-220;
15/250.31-250.33, 250.351, 250.38, 250.4,
15/250.41-44, 250.201, 250.451-250.458,
15/250.48, 250.04, 250.07, 250.44

See application file for complete search history.

(56) **References Cited**

U.S. PATENT DOCUMENTS

D443,582 S * 6/2001 De Block D12/219

D443,854 S * 6/2001 De Block D12/219
D524,223 S * 7/2006 Nakano et al. D12/219
D552,025 S * 10/2007 Kim D12/219

* cited by examiner

Primary Examiner—Stacia Cadmus

(74) *Attorney, Agent, or Firm*—Townsend and Townsend
and Crew LLP

(57) **CLAIM**

The ornamental design for a wiper for automobile, as shown
and described.

DESCRIPTION

FIG. 1 is a perspective view of a wiper for automobile.

FIG. 2 is a front view thereof.

FIG. 3 is a rear view thereof.

FIG. 4 is a left side view thereof.

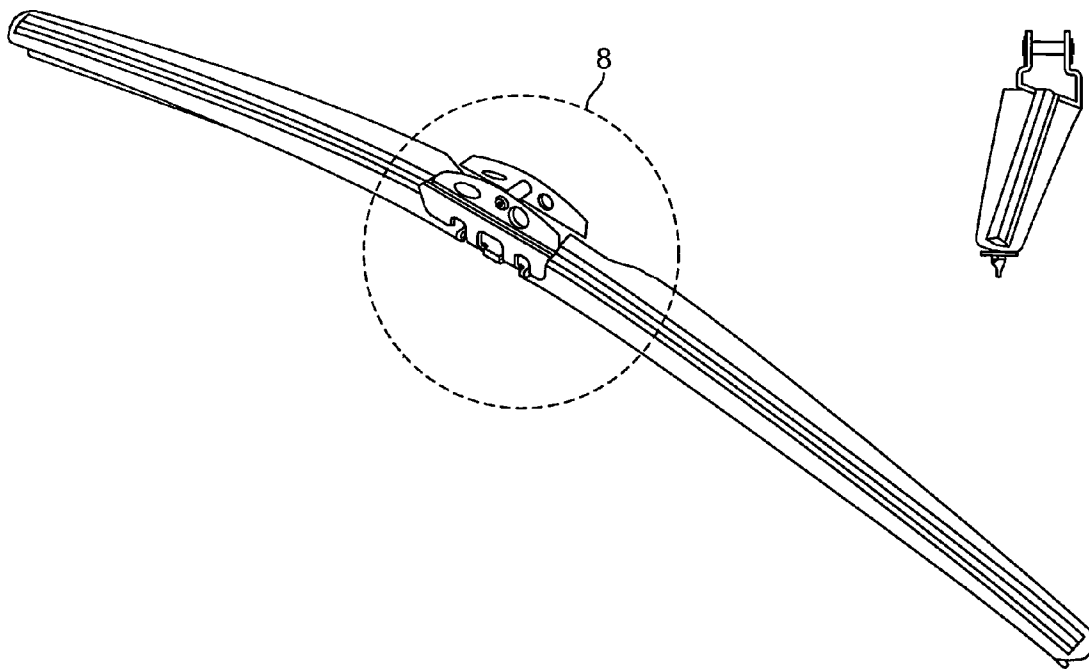
FIG. 5 is a right side view thereof.

FIG. 6 is a top plan view thereof.

FIG. 7 is a bottom plan view thereof; and,

FIG. 8 is an enlarged view of section 8 of FIG. 1.

1 Claim, 4 Drawing Sheets



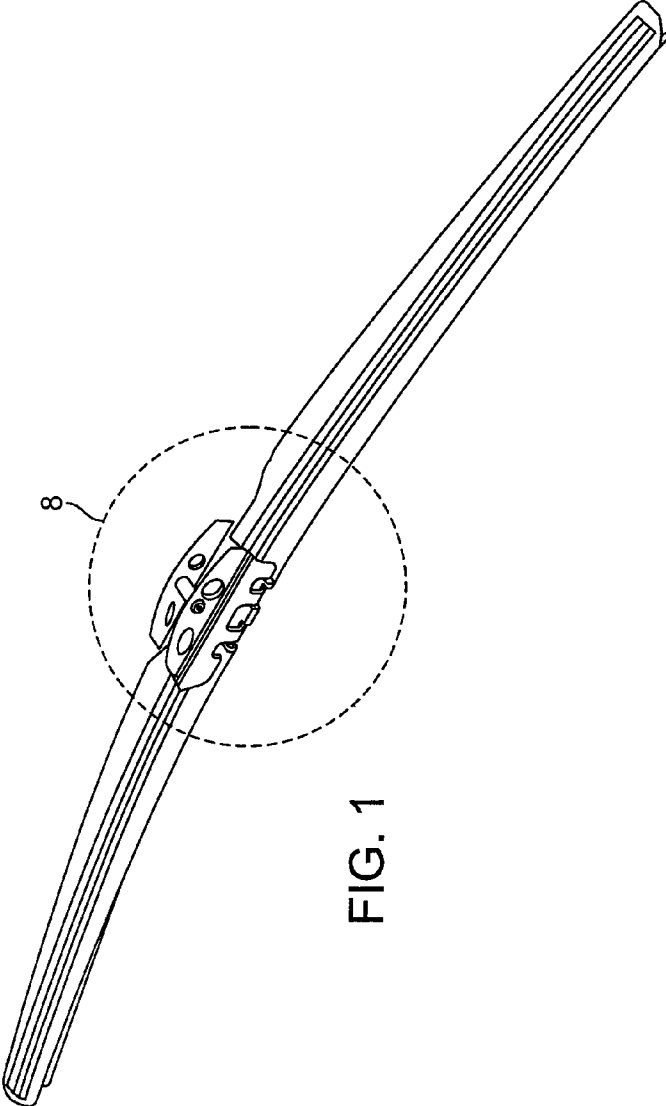


FIG. 1

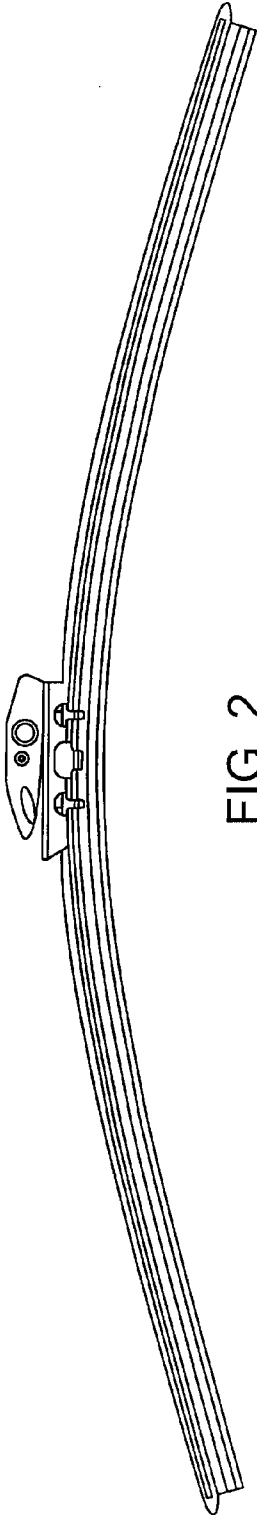


FIG. 2

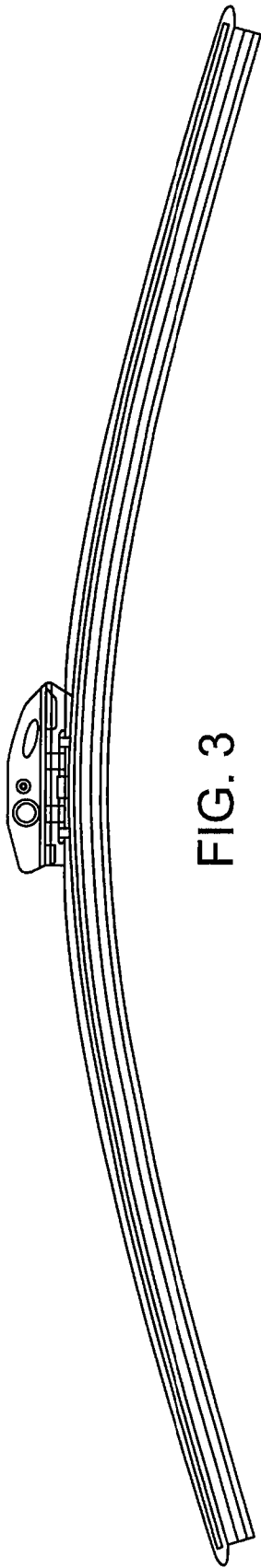


FIG. 3

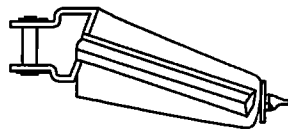


FIG. 4

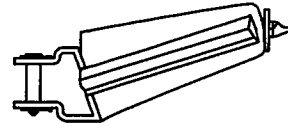


FIG. 5

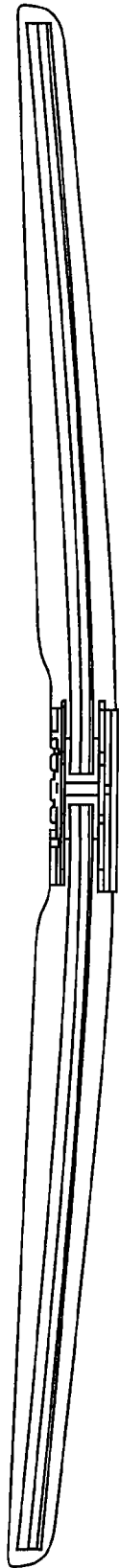


FIG. 6

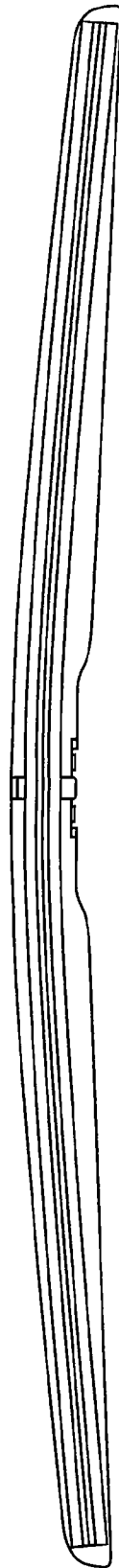


FIG. 7

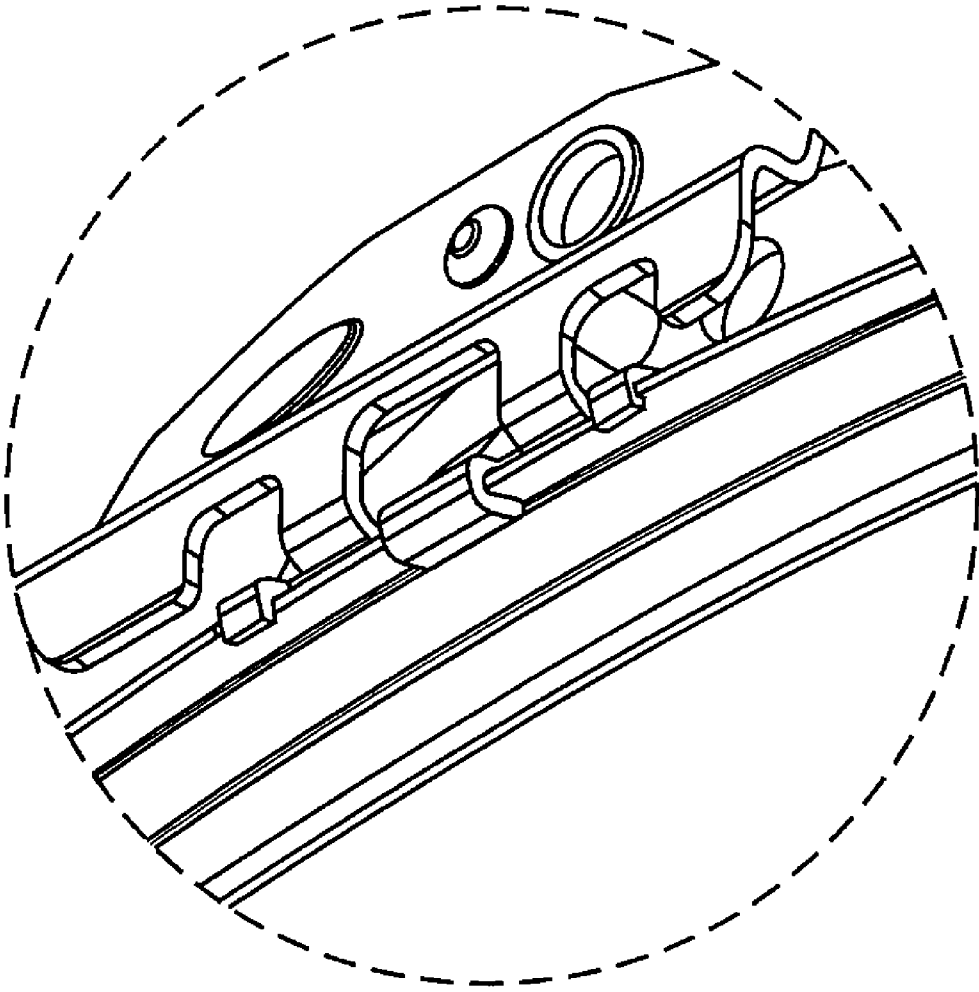


FIG. 8