



(12) **United States Design Patent**
Fechner et al.

(10) **Patent No.:** **US D866,294 S**
(45) **Date of Patent:** **** *Nov. 12, 2019**

- (54) **DOMED ESCUTCHEON**
- (71) Applicant: **Reliance Worldwide Corporation**,
Atlanta, GA (US)
- (72) Inventors: **Linda Fechner**, Madison, AL (US);
Virgil O'Neil, San Diego, CA (US)
- (73) Assignee: **Reliance Worldwide Corporation**,
Atlanta, GA (US)
- (*) Notice: This patent is subject to a terminal disclaimer.
- (**) Term: **15 Years**
- (21) Appl. No.: **29/636,120**
- (22) Filed: **Feb. 6, 2018**
- (51) **LOC (12) Cl.** **11-05**
- (52) **U.S. Cl.**
USPC **D8/352**
- (58) **Field of Classification Search**
USPC D8/330, 331, 334, 300, 301, 302,
D8/350-353
CPC E05B 47/00; E05B 1/00; E05B 13/103;
E05B 3/00; E05B 37/00; E05B 9/00;
E05B 9/02; E05B 49/00; G05B 15/00;
G05B 19/00; Y10T 70/8568; Y10T
70/8514; Y10T 70/8459; Y10T 70/8324
See application file for complete search history.

| | | | | | | |
|-----------|----|---|---------|------------|-------|-------------|
| D667,240 | S | * | 9/2012 | Weldon | | A47G 33/004 |
| | | | | | | D6/661.3 |
| D678,752 | S | * | 3/2013 | Sedwick | | D23/249 |
| D679,171 | S | * | 4/2013 | Sedwick | | D23/249 |
| D698,011 | S | * | 1/2014 | Schoenherr | | 137/359 |
| D703,026 | S | * | 4/2014 | Wu | | D8/350 |
| D736,061 | S | * | 8/2015 | Boeltl | | D6/524 |
| D737,119 | S | * | 8/2015 | Condon | | D8/352 |
| D755,038 | S | * | 5/2016 | Bolton | | D8/352 |
| D756,747 | S | * | 5/2016 | Wu | | D8/352 |
| 9,611,672 | B2 | * | 4/2017 | Murphy | | E05B 55/005 |
| D786,652 | S | * | 5/2017 | Lira-Nunez | | D8/321 |
| D816,676 | S | * | 5/2018 | Badarello | | D23/411 |
| D833,259 | S | * | 11/2018 | Tseng | | D8/352 |

* cited by examiner

Primary Examiner — Mark A Goodwin
Assistant Examiner — Benjamin M Weeks
(74) *Attorney, Agent, or Firm* — Foley & Lardner LLP

(57) **CLAIM**

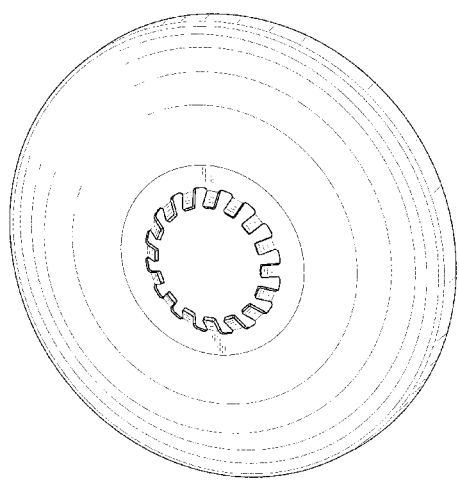
We claim the ornamental design for a domed escutcheon, as shown and described.

DESCRIPTION

FIG. 1 is a perspective view of the claimed design;
FIG. 2 is a front view of the claimed design shown in FIG. 1;
FIG. 3 is a rear view of the claimed design shown in FIG. 1;
FIG. 4 is a side view of the claimed design shown in FIG. 1;
FIG. 5 is another side view of the claimed design shown in FIG. 1;
FIG. 6 is a top view of the claimed design shown in FIG. 1; and,
FIG. 7 is a bottom view of the claimed design shown in FIG. 1.
The ornamental design that is claimed is shown in the drawings as solid lines and surfaces having surface shading.

1 Claim, 5 Drawing Sheets

- (56) **References Cited**
U.S. PATENT DOCUMENTS
- 4,385,777 A 5/1983 Logsdon
- D288,525 S * 3/1987 Angle D8/352
- 4,739,596 A 4/1988 Cunningham et al.
- 5,161,567 A 11/1992 Humpert
- D403,750 S * 1/1999 Fabian D23/254
- D411,732 S * 6/1999 Chamberlain D8/350
- D571,639 S * 6/2008 Whitney, Jr. D8/352



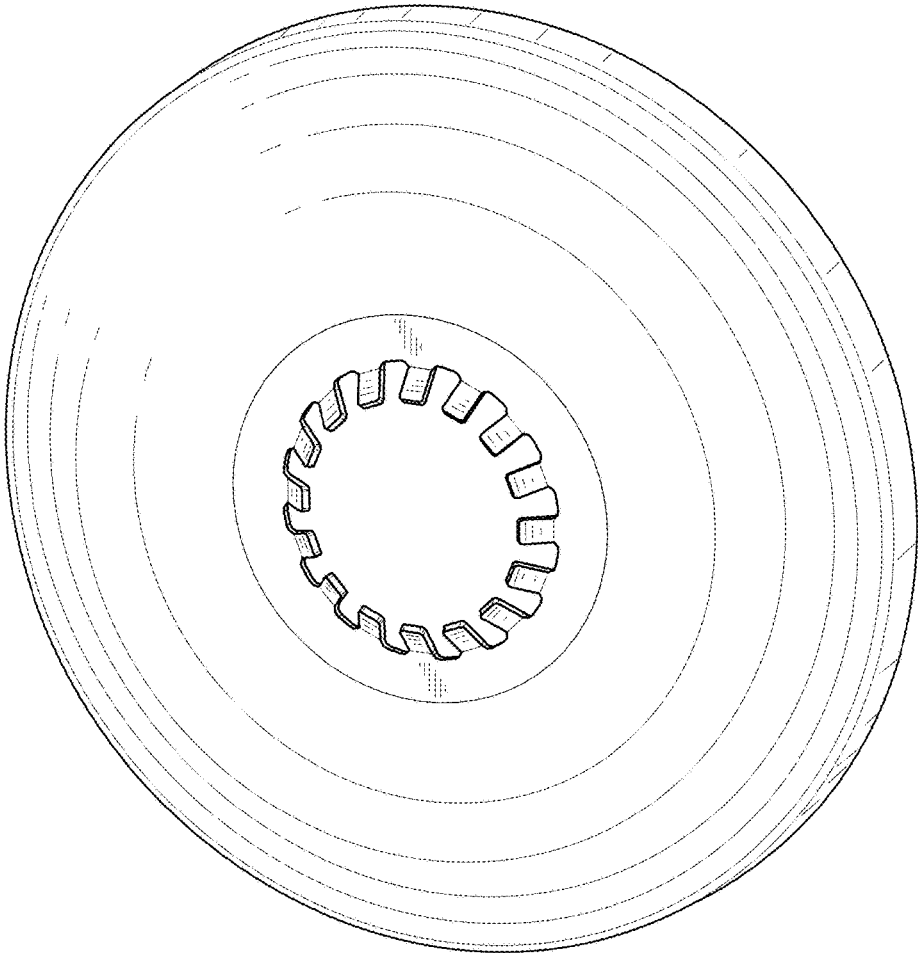


FIG. 1

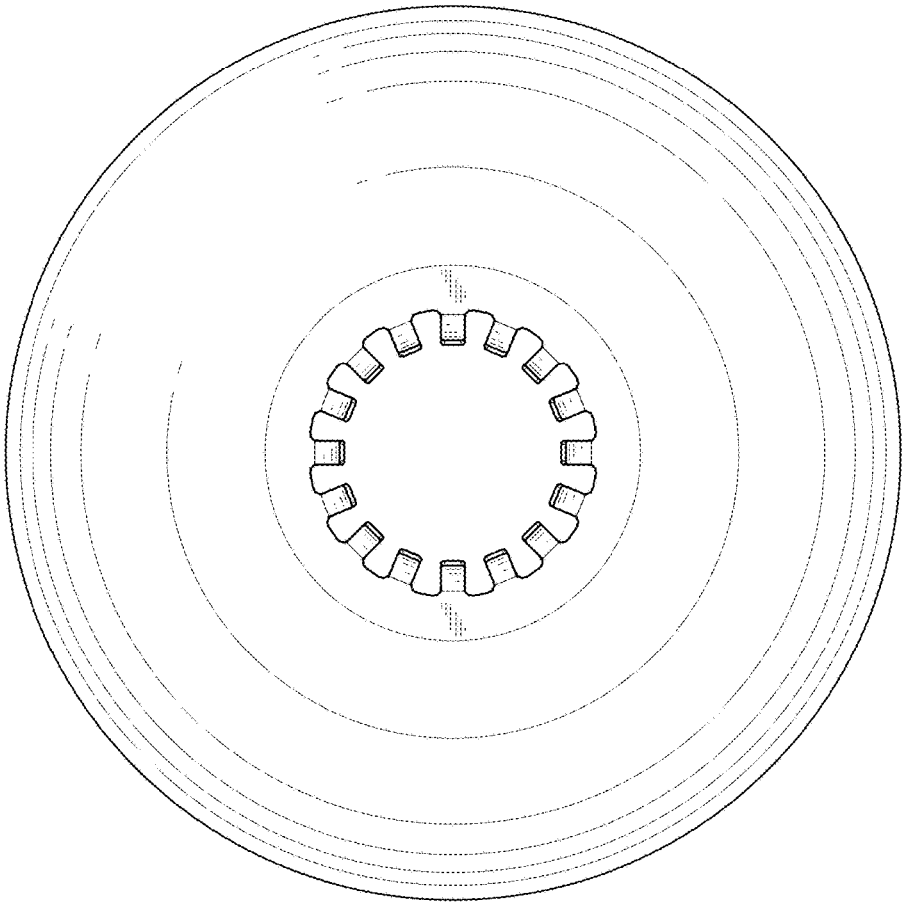


FIG. 2

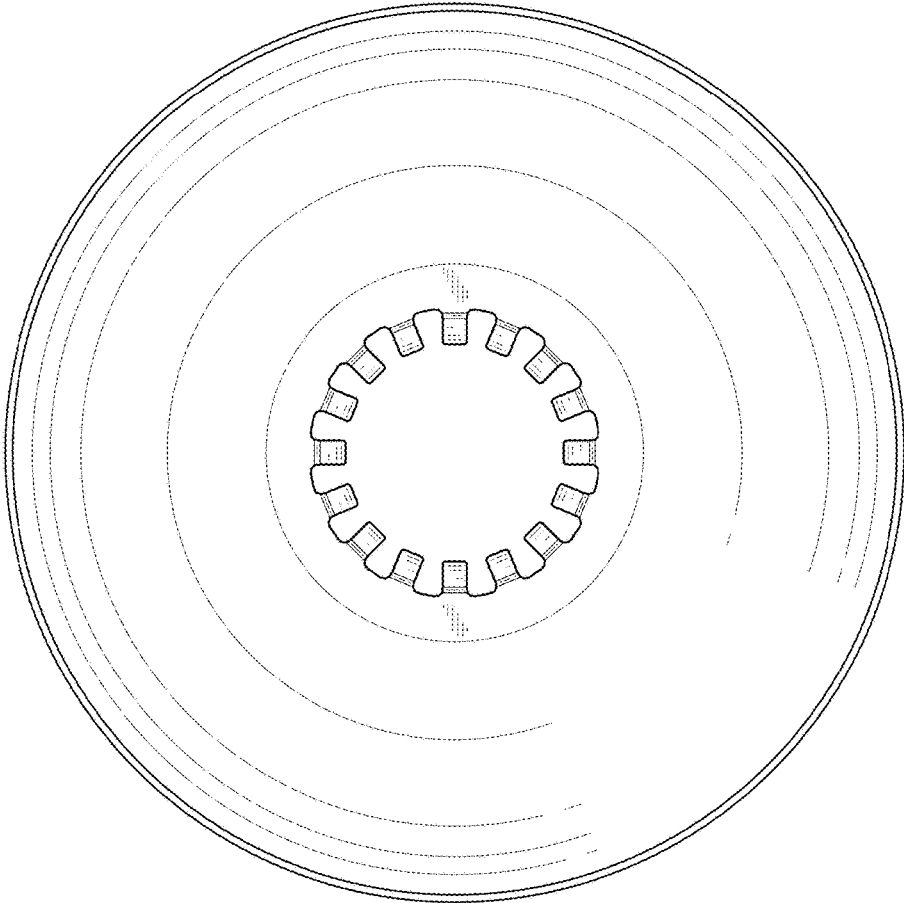


FIG. 3

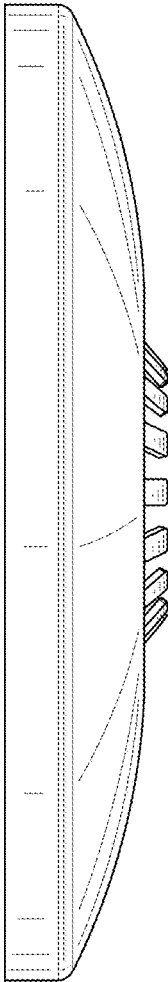


FIG. 4

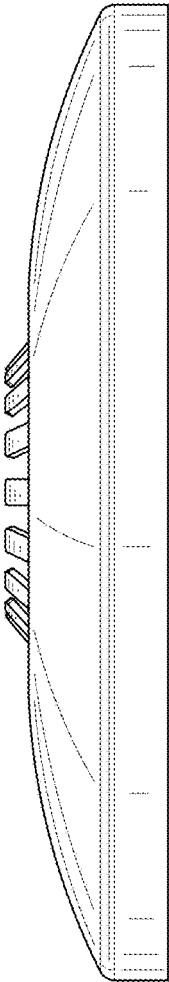


FIG. 5

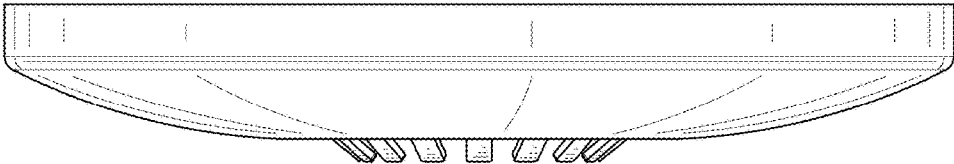


FIG. 6

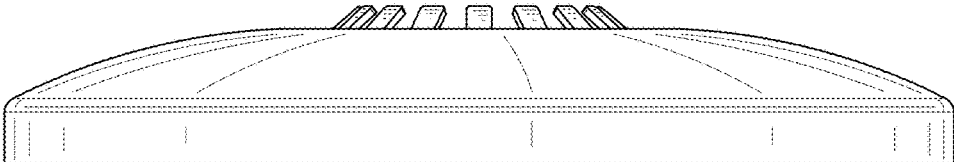


FIG. 7