



US00D697598S

(12) **United States Design Patent**
Garland et al.

(10) **Patent No.:** **US D697,598 S**

(45) **Date of Patent:** **** Jan. 14, 2014**

(54) **SINK**

D492,396 S * 6/2004 Sutopo D23/293.1
D495,792 S * 9/2004 Sutopo D23/293.1
D634,821 S * 3/2011 Thomas D23/284

(71) Applicant: **Masco Corporation of Indiana,**
Indianapolis, IN (US)

* cited by examiner

(72) Inventors: **Celine Kwok Garland,** Indianapolis, IN
(US); **Anthony Spangler,** Indianapolis,
IN (US)

Primary Examiner — Robert Delehanty

(74) *Attorney, Agent, or Firm* — Edgar A. Zarins; Nirav D.
Parikh

(73) Assignee: **Masco Corporation of Indiana,**
Indianapolis, IN (US)

(**) Term: **14 Years**

(57) **CLAIM**

The ornamental design for a sink, as shown and described.

(21) Appl. No.: **29/457,366**

(22) Filed: **Jun. 10, 2013**

DESCRIPTION

(51) **LOC (10) Cl.** **23-02**

(52) **U.S. Cl.**
USPC **D23/293.1**

(58) **Field of Classification Search**
USPC D23/272–274, 284, 286, 292–293.1,
D23/303, 308; 4/619
See application file for complete search history.

FIG. 1 is a perspective view of a sink showing our new design;
FIG. 2 is a top plan view thereof;
FIG. 3 is a bottom view thereof;
FIG. 4 is a front elevational view thereof;
FIG. 5 is a rear view thereof;
FIG. 6 is a right side view thereof; and,
FIG. 7 is a left view thereof.

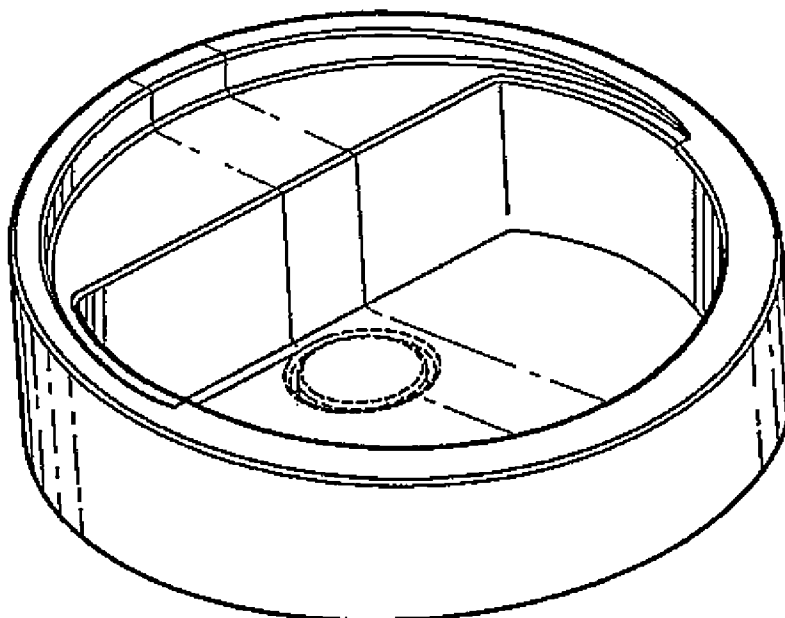
The broken lines showing portions of the claimed design form
no part thereof.

(56) **References Cited**

U.S. PATENT DOCUMENTS

D405,875 S * 2/1999 Slothower et al. D23/284

1 Claim, 2 Drawing Sheets



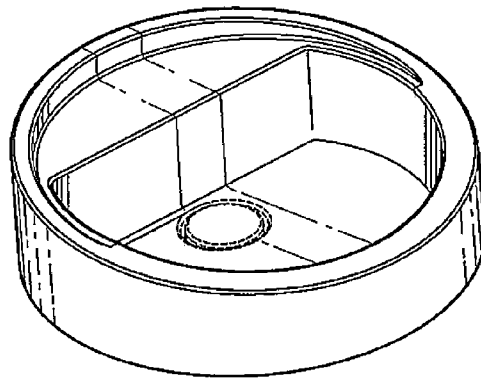


Fig-1

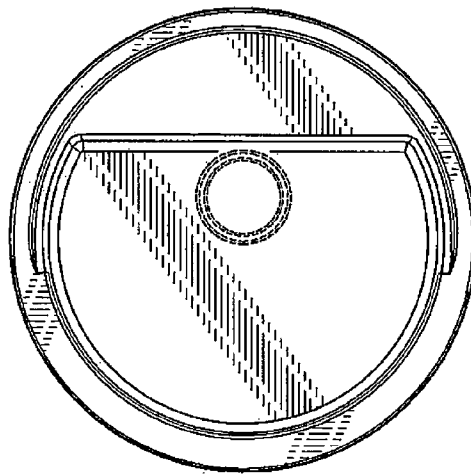


Fig-2

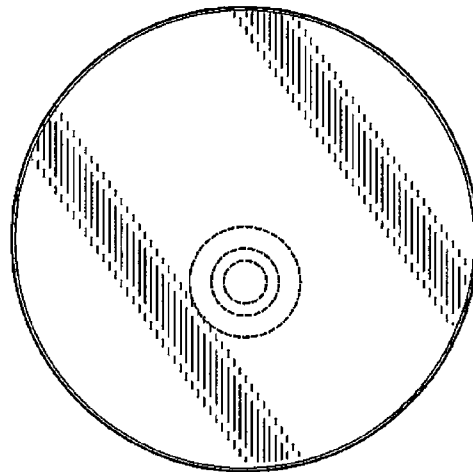


Fig-3

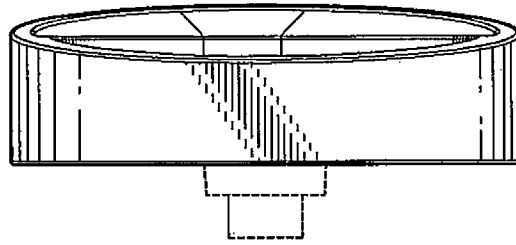


Fig-4

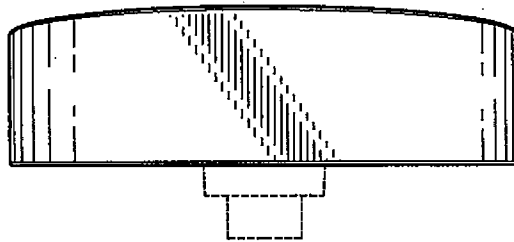


Fig-5

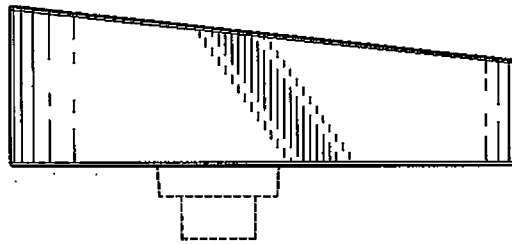


Fig-6

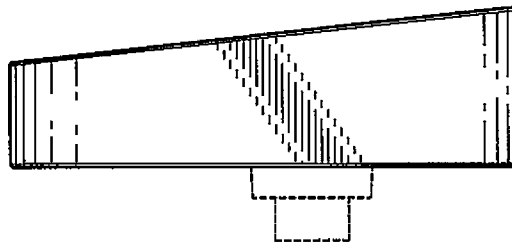


Fig-7