



US00D383148S

United States Patent [19]

[11] Patent Number: Des. 383,148

Wang Lee

[45] Date of Patent: **Sep. 2, 1997

[54] GLASSES

[76] Inventor: **Min-Young Wang Lee**, No. 473,
Jong-Shan S. Rd., Yung-Kang City,
Tainan Hsien, Taiwan

[**] Term: 14 Years

[21] Appl. No.: 42,639

[22] Filed: Aug. 15, 1995

[51] LOC (6) Cl. 16-06

[52] U.S. Cl. D16/314

[58] Field of Search D16/300, 302,
D16/304, 306-307, 309-318, 321, 323-330,
335-337, 339, 340, 900; D29/109, 110;
2/428, 430, 432, 436, 444, 448, 449; 351/44,
51-52, 57-61, 123, 156-158

[56] References Cited

U.S. PATENT DOCUMENTS

D. 281,507	11/1985	Schremmer	D16/314
D. 293,328	12/1987	Murphy et al.	D16/313
D. 294,833	3/1988	Holden	D16/314
D. 308,980	7/1990	McGee	D16/314
D. 313,236	12/1990	Mackay	D16/314

D. 323,335	1/1992	Daloz	D16/314
4,964,714	10/1990	Weymouth, Jr. et al.	351/111
5,140,710	8/1992	Rademacher	2/432
5,182,817	2/1993	Branum	2/449
5,426,473	6/1995	Riehm	2/449

OTHER PUBLICATIONS

Washington Post Parade magazine, May 10, 1992, Glasses center of page.

Primary Examiner—Raphael Barkai
Attorney, Agent, or Firm—Darby & Darby

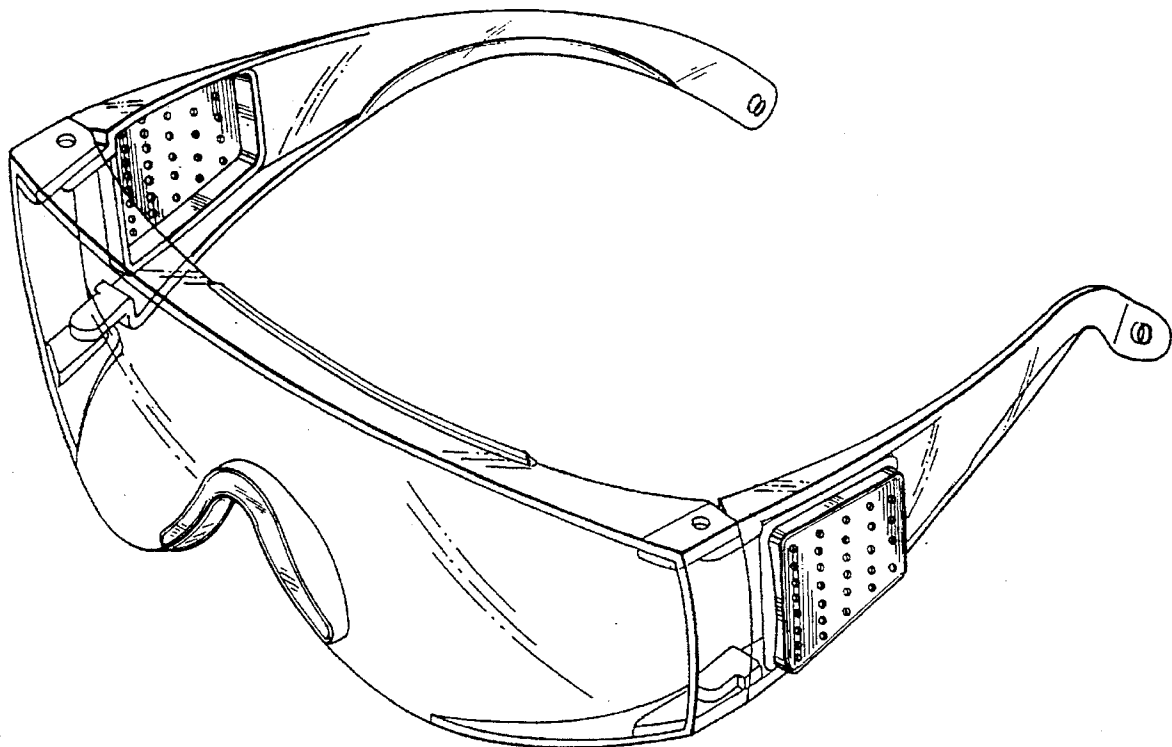
[57] CLAIM

The ornamental design for glasses, as shown and described.

DESCRIPTION

FIG. 1 is a perspective view of glasses showing my new design;
FIG. 2 is a front elevational view thereof;
FIG. 3 is a rear elevational view thereof;
FIG. 4 is a left side elevational view thereof;
FIG. 5 is a right side elevational view thereof;
FIG. 6 is a top plan view thereof; and,
FIG. 7 is a bottom plan view thereof.

1 Claim, 5 Drawing Sheets



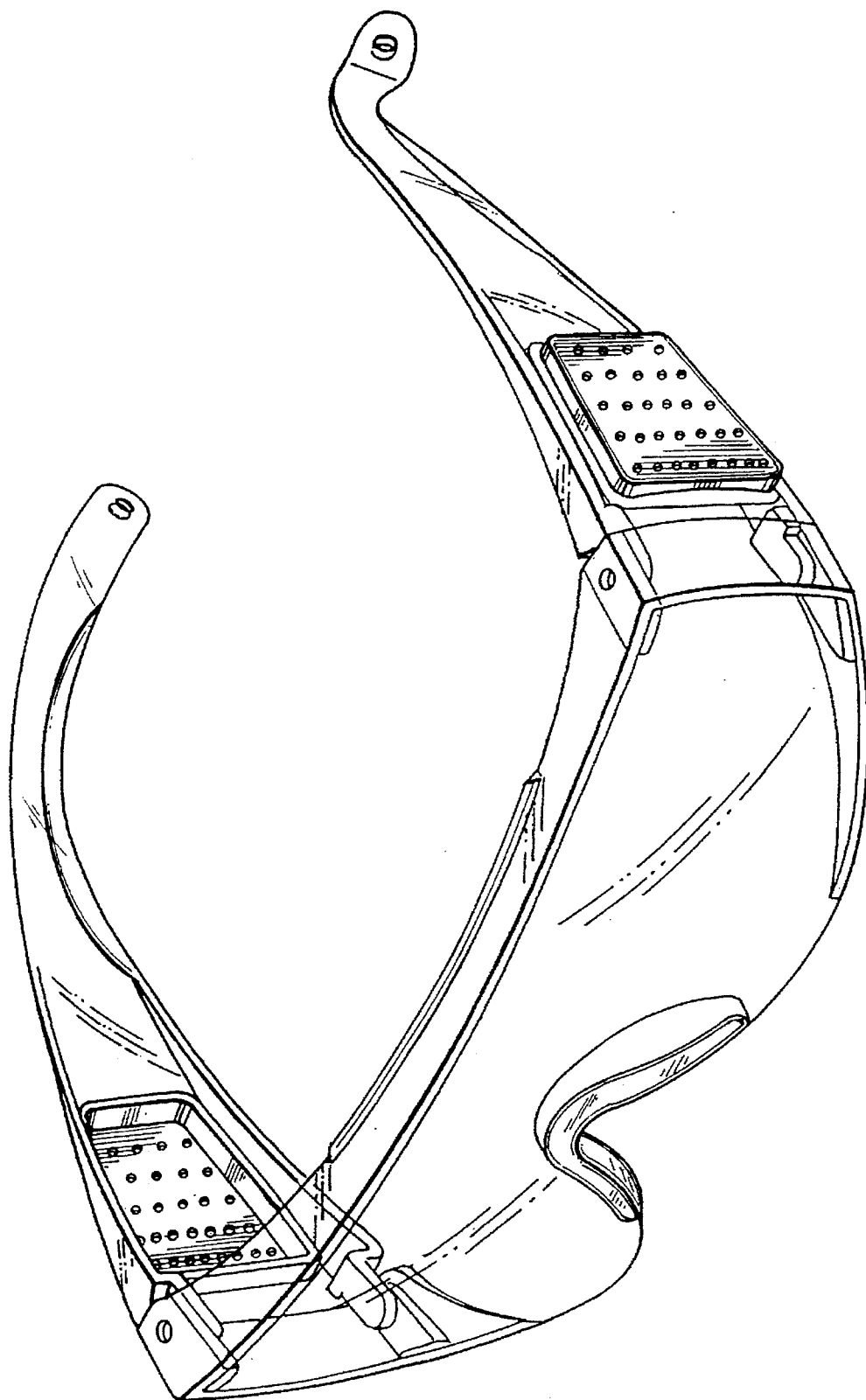


FIG. 1

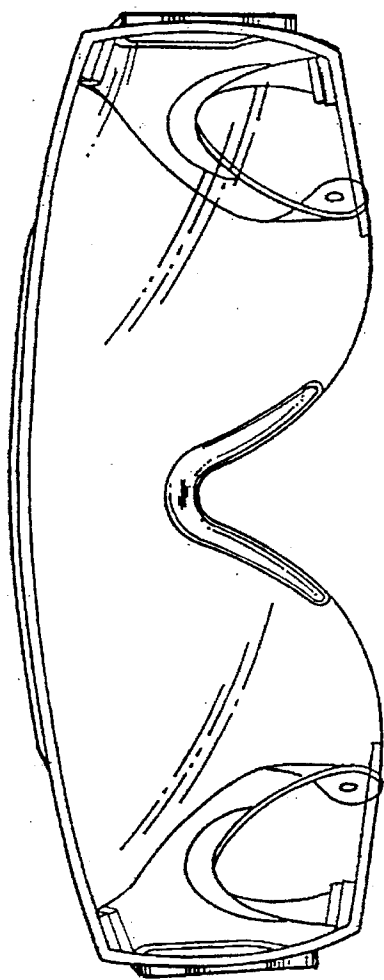


FIG. 2




FIG. 3

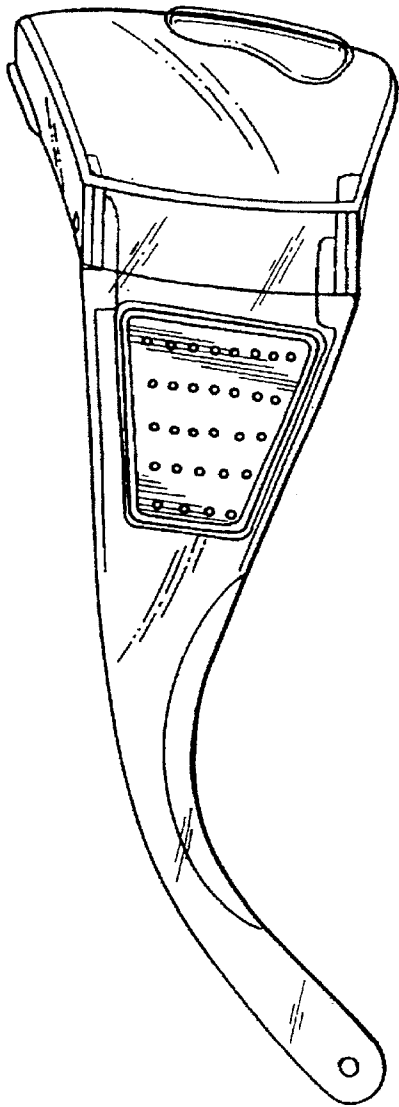


FIG. 4

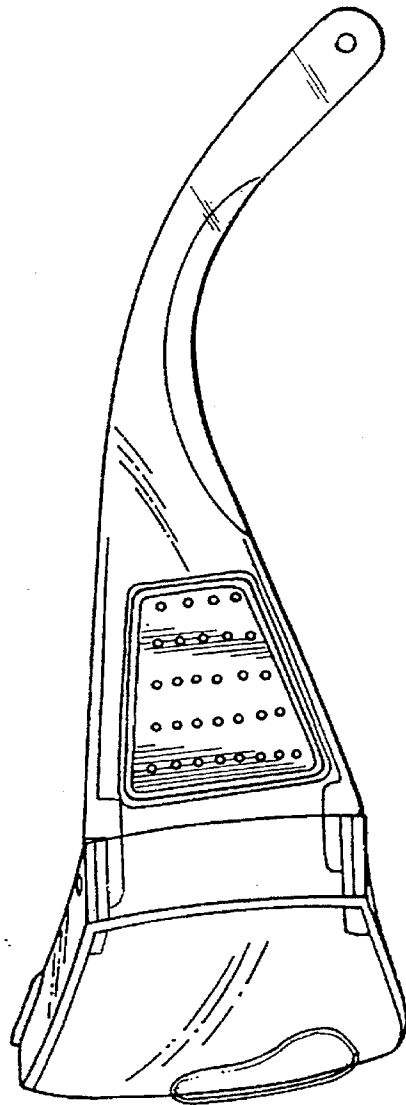


FIG. 5

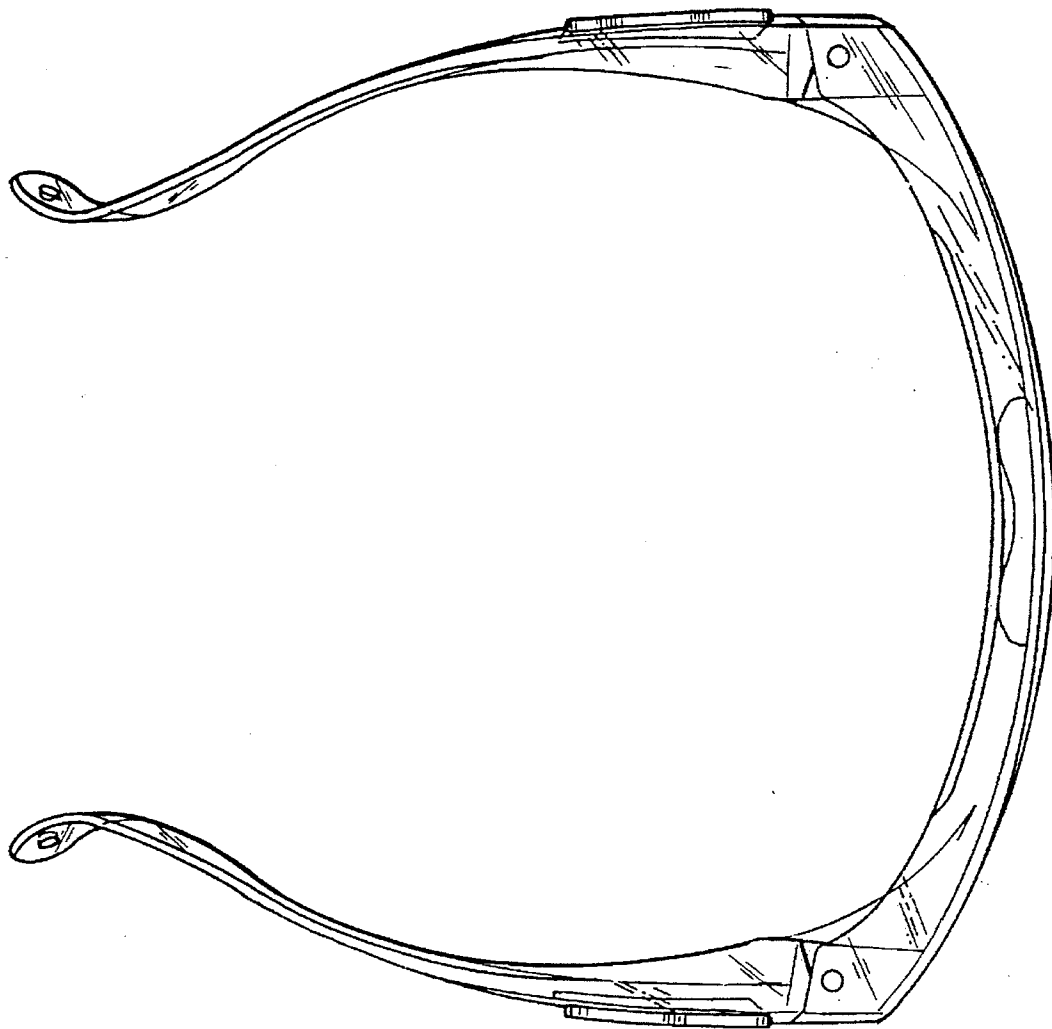


FIG. 6

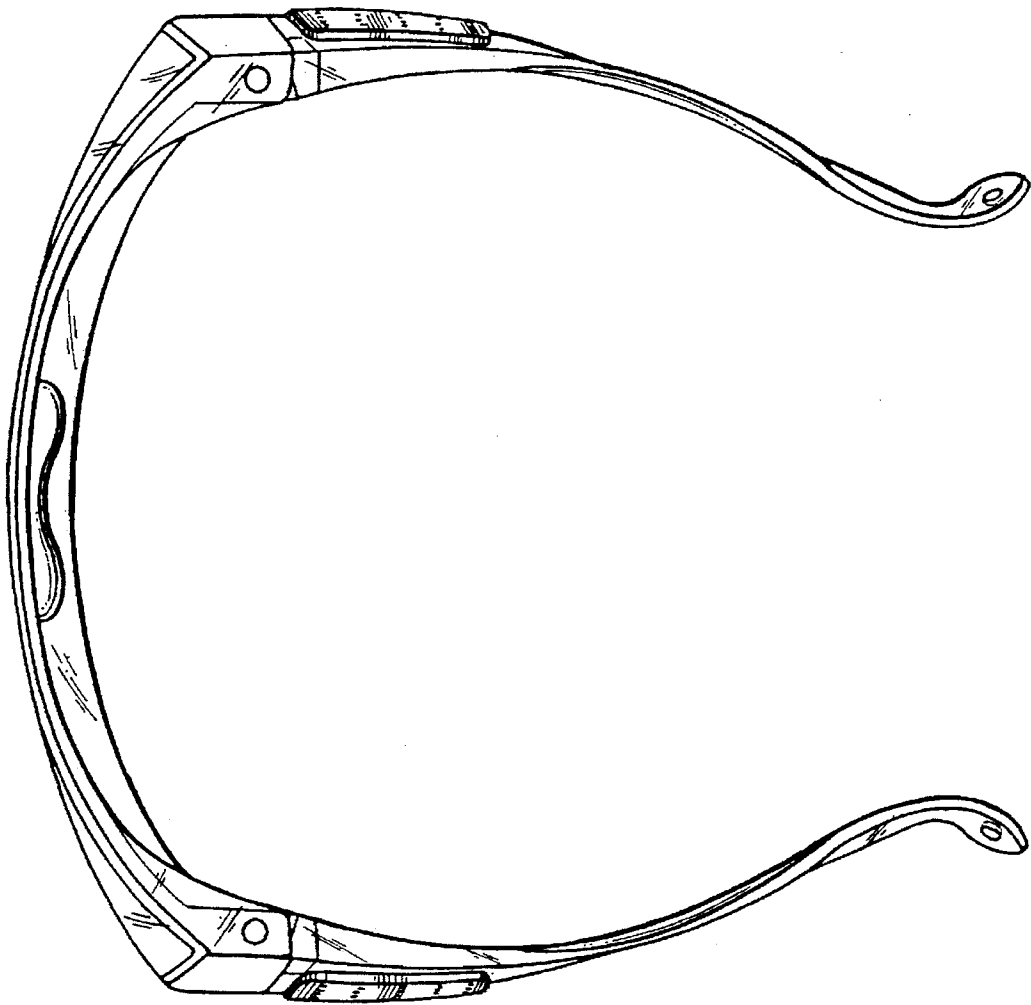


FIG. 7