



US00D546893S

(12) **United States Design Patent**
Yamashita

(10) **Patent No.:** **US D546,893 S**

(45) **Date of Patent:** **** Jul. 17, 2007**

(54) **GAME DEVICE**

D508,541 S * 8/2005 Tsujino et al. D21/325
D523,092 S * 6/2006 Karlsson D21/369

(75) Inventor: **Koji Yamashita**, Tokyo (JP)

* cited by examiner

(73) Assignee: **Sega Corporation**, Tokyo (JP)

Primary Examiner—Prabhakar Deshmukh
(74) *Attorney, Agent, or Firm*—Dickstein Shapiro LLP

(**) Term: **14 Years**

(21) Appl. No.: **29/258,953**

(57) **CLAIM**

(22) Filed: **May 1, 2006**

The ornamental design for a game device, as shown and described.

(30) **Foreign Application Priority Data**

Oct. 31, 2005 (JP) 2005-031936

DESCRIPTION

(51) **LOC (8) CL.** **21-01**

FIG. 1 is a front elevational view of my new design for a game device;

(52) **U.S. CL.** **D21/325; D21/369**

FIG. 2 is a rear elevational view of the game device of FIG. 1;

(58) **Field of Classification Search** D21/324–330,
D21/369–375, 333; 273/148 B, 148 A, 138.1,
273/139, 138.2, 148 R; 463/1, 7, 46, 16–22,
463/47, 29–35; 345/905

FIG. 3 is a right side elevational view of the game device of FIG. 1;

See application file for complete search history.

FIG. 4 is a left side elevational view of the game device of FIG. 1;

(56) **References Cited**

U.S. PATENT DOCUMENTS

D280,748 S * 9/1985 Jansons et al. D21/325
D413,936 S * 9/1999 Uehara D21/327
6,321,647 B1 * 11/2001 Gable 101/19
6,461,239 B1 * 10/2002 Sagawa et al. 463/7
6,645,067 B1 * 11/2003 Okita et al. 463/7
D503,433 S * 3/2005 Tsujino et al. D21/325

FIG. 5 is a top plan view of the game device of FIG. 1;

FIG. 6 is a bottom plan view of the game device of FIG. 1; and,

FIG. 7 is a front, top and right side perspective view of the game device of FIG. 1.

1 Claim, 7 Drawing Sheets

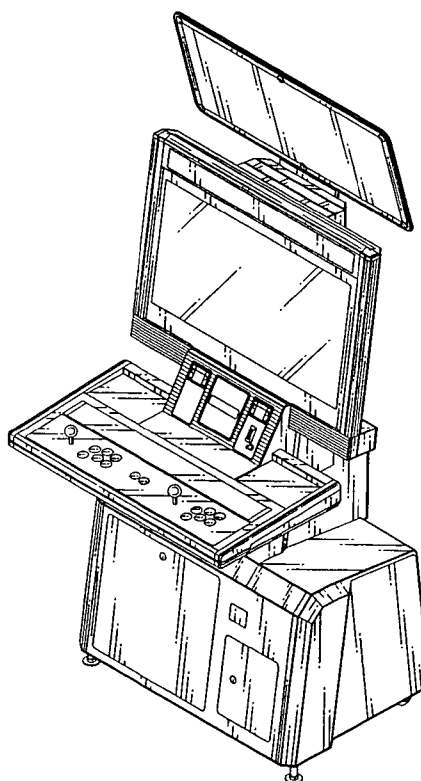


FIG. 1

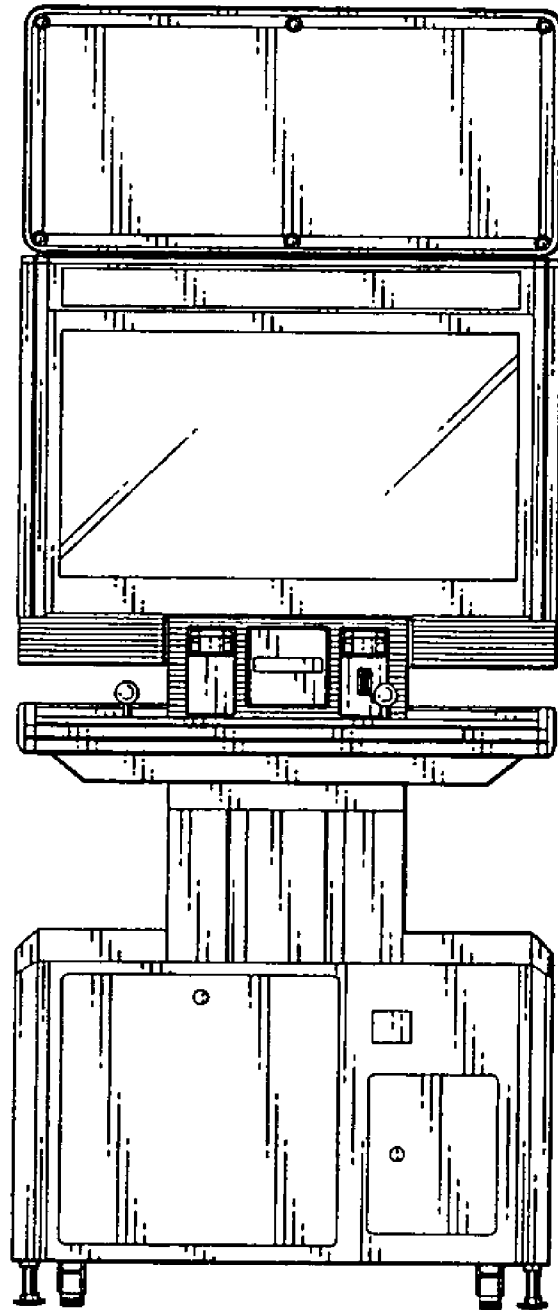


FIG.2

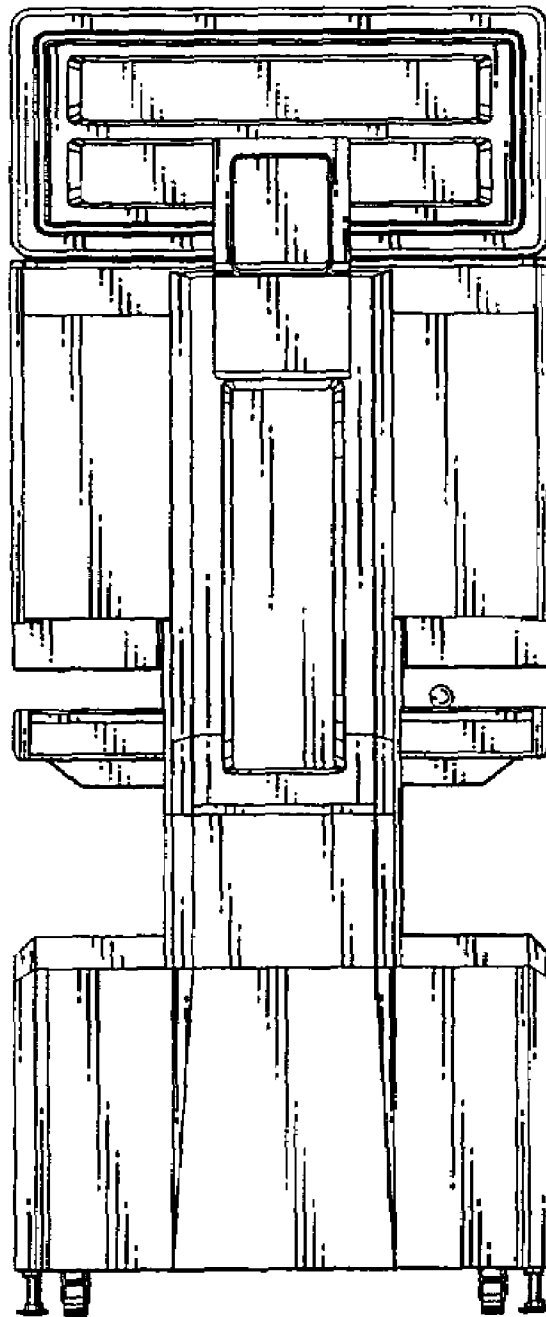


FIG.3

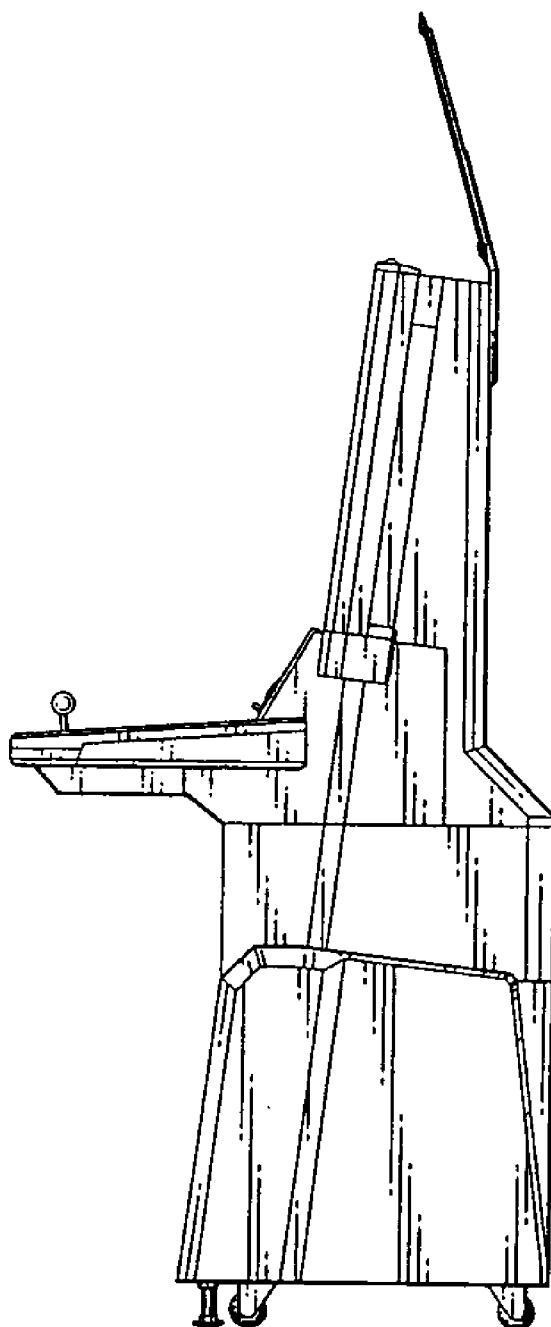


FIG. 4

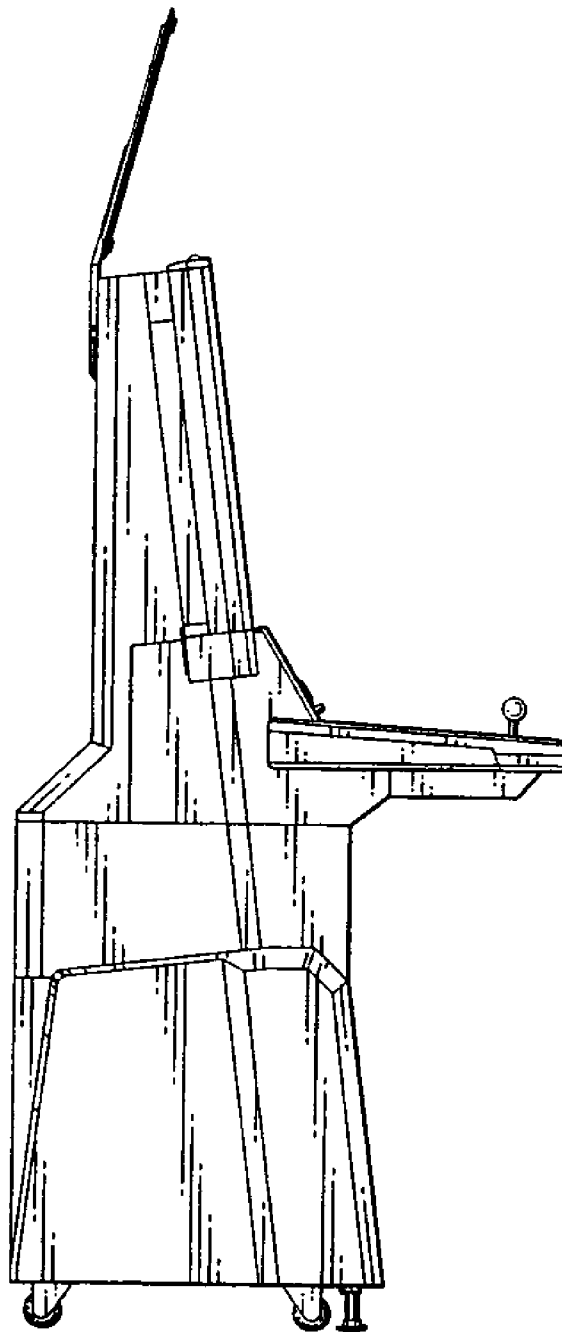


FIG. 5

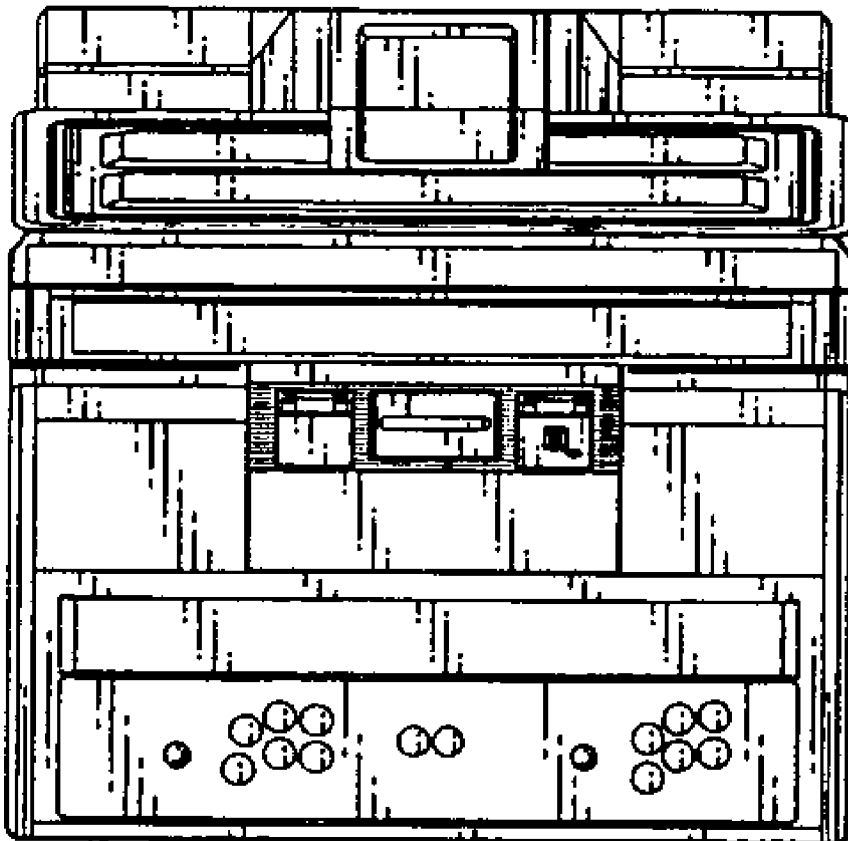


FIG. 6

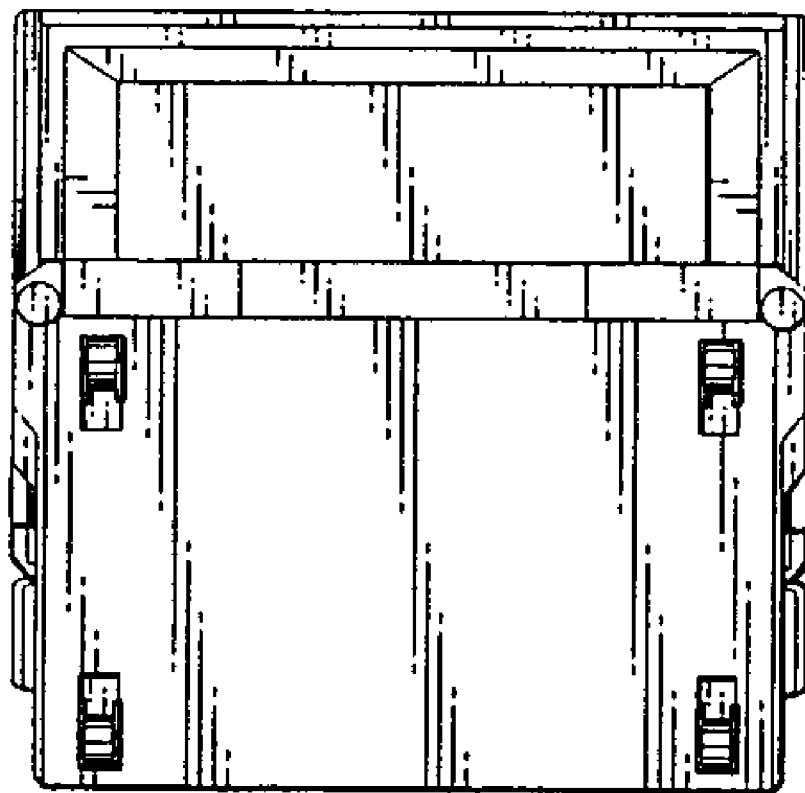


FIG.7

