



US00D359679S

United States Patent [19]

[11] Patent Number: **Des. 359,679**

Weatherford et al.

[45] Date of Patent: **** Jun. 27, 1995**

[54] **BLISTER CARD PACKAGING FOR SCISSORS**

[75] Inventors: **Javier V. Weatherford**, Canton;
William H. Valls, Harwinton, both of Conn.

[73] Assignee: **Acme United Corporation**, Fairfield, Conn.

[*] Notice: The portion of the term of this patent subsequent to Jan. 31, 2009 has been disclaimed.

[**] Term: **14 Years**

[21] Appl. No.: **14,265**

[22] Filed: **Oct. 18, 1993**

[52] U.S. Cl. **D9/415**

[58] Field of Search D9/415, 418, 337, 346,
D9/356; 206/461-471, 493, 349, 806

[56] References Cited

U.S. PATENT DOCUMENTS

D. 313,182	12/1990	Diepois	D9/415
3,770,120	11/1973	Hanson	206/461 X
3,891,088	6/1975	Huebner	206/471 X
4,165,805	8/1979	Fethke et al.	206/461 X

4,179,029	12/1979	Fethke et al.	206/349
4,714,159	12/1987	Linden	206/349
4,872,551	10/1989	Theros	206/470 X
4,905,832	3/1990	Boll et al.	206/471 X
5,279,417	1/1994	Seaton	206/470 X
5,291,996	3/1994	Linden	206/349

OTHER PUBLICATIONS

Techform Inc. Nov. 1982.
Modern Packaging, 1984, p. 300.

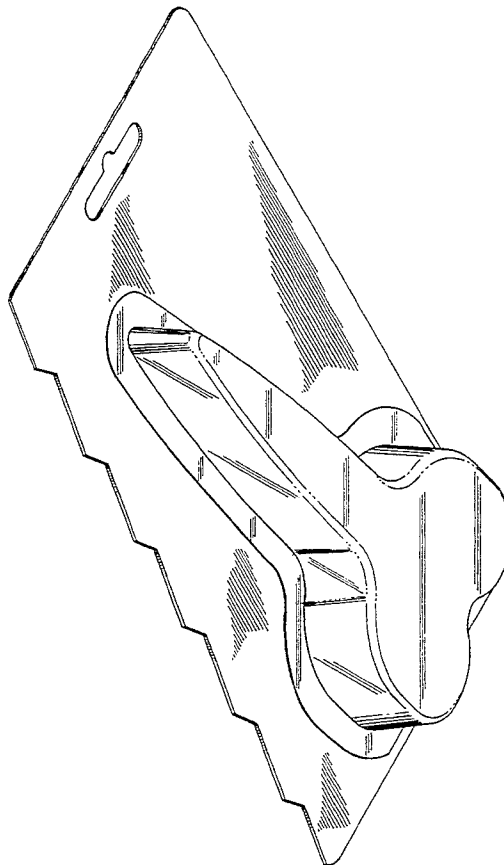
Primary Examiner—Prabhakar G. Deshmukh
Attorney, Agent, or Firm—Melvin I. Stoltz

[57] CLAIM

The ornamental design for blister card packaging for scissors, as shown and described.

DESCRIPTION

FIG. 1 is a perspective view of the blister card packaging for scissors showing our new design; FIG. 2 is a front elevational view thereof; FIG. 3 is a rear elevational view thereof; FIG. 4 is a side elevational view thereof, looking from the right side of FIG. 2; FIG. 5 is a side elevational view thereof, looking from the left side of FIG. 2; FIG. 6 is a bottom plan view thereof; and, FIG. 7 is a top plan view thereof.



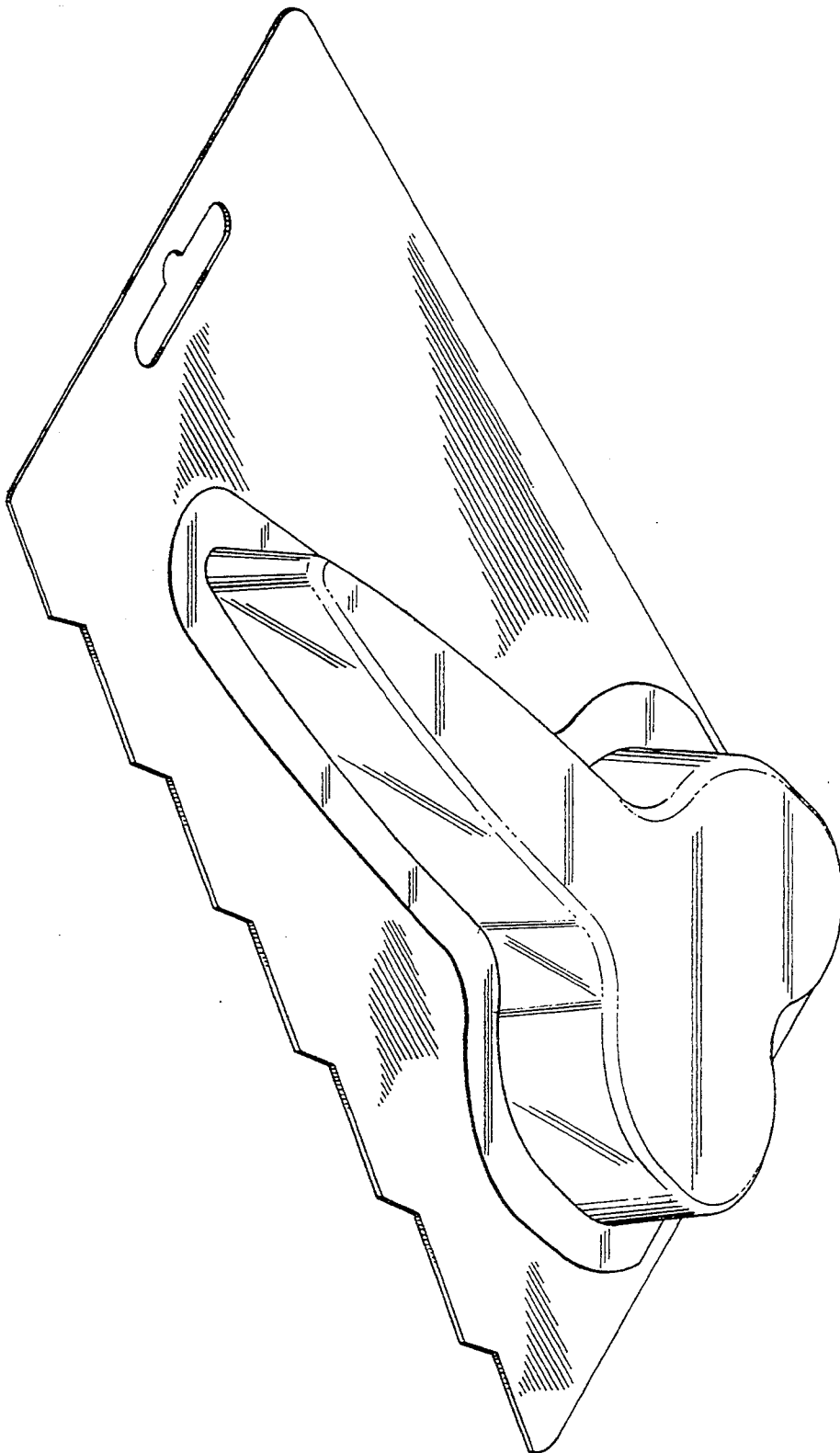


FIG. 1



FIG. 6

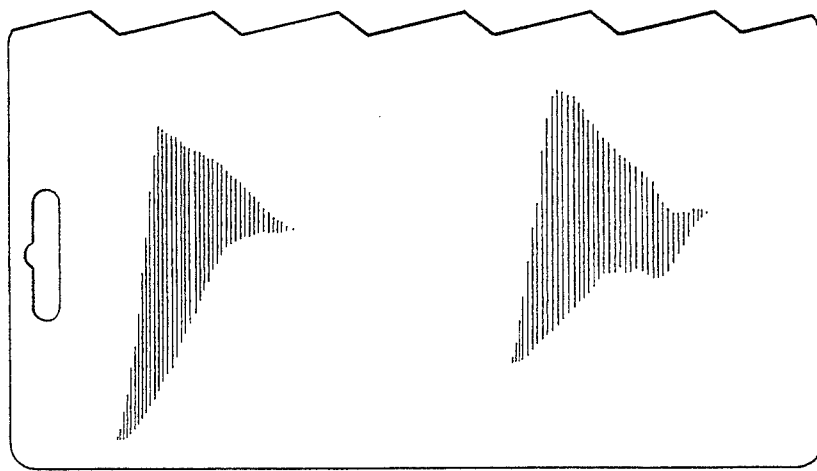


FIG. 3

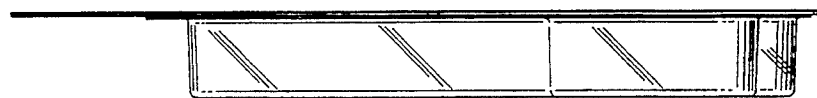


FIG. 4

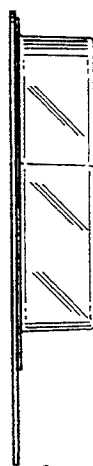


FIG. 7

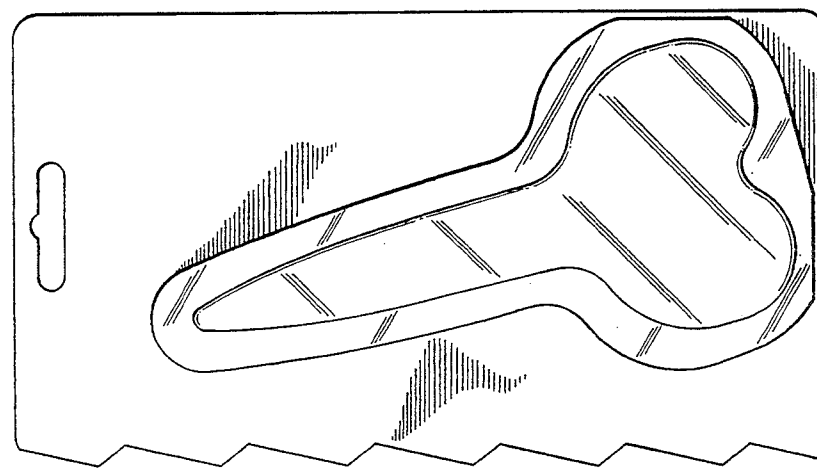


FIG. 2



FIG. 5