



US00D440397S

(12) **United States Design Patent** (10) **Patent No.:** **US D440,397 S**  
**Bardet** (45) **Date of Patent:** **\*\* Apr. 17, 2001**

(54) **CASE FOR A COMPASS**  
(75) Inventor: **Jean Bardet**, Choisy (FR)  
(73) Assignee: **Manufacture d'Articles de Precision et de Dessin—M.A.P.E.D.**, Pringy (FR)  
(\*\*) Term: **14 Years**  
(21) Appl. No.: **29/108,774**  
(22) Filed: **Aug. 4, 1999**  
(30) **Foreign Application Priority Data**  
Feb. 17, 1999 (XH) ..... DM/047 046  
(51) **LOC (7) Cl.** ..... **03-01**  
(52) **U.S. Cl.** ..... **D3/201**  
(58) **Field of Search** ..... D3/219, 265, 901,  
D3/903, 201, 206, 218; 206/5, 6; D10/68,  
74

2,047,652 \* 7/1936 Sproull ..... 206/6  
2,351,447 \* 6/1944 Nathan ..... D3/265 X  
3,758,212 \* 9/1973 Messler et al. .... 356/145  
4,894,922 \* 1/1990 Lovelock ..... 33/272

**OTHER PUBLICATIONS**

“Duracase” by Styl-rite Optics, Inc. from Optimetric Weekly, Sep. 28, 1972.\*

\* cited by examiner

*Primary Examiner*—Louis S. Zarfaz

*Assistant Examiner*—Robert A. Delehanty

(74) *Attorney, Agent, or Firm*—Browdy And Neimark

(57) **CLAIM**

The ornamental design for a case for a compass, as shown and described.

**DESCRIPTION**

FIG. 1 is a top and front perspective view of a case for a compass, showing my new design;  
FIG. 2 is a front elevational view thereof;  
FIG. 3 is a side elevational view thereof; taken from the right of FIG. 2, the side opposite to that shown in FIG. 3 being the mirror image thereof;  
FIG. 4 is a rear elevational view thereof;  
FIG. 5 is a top plan view thereof; and,  
FIG. 6 is a bottom plan view thereof.

**1 Claim, 3 Drawing Sheets**

(56) **References Cited**  
**U.S. PATENT DOCUMENTS**

D. 49,217 \* 6/1916 King ..... D3/265  
D. 150,298 \* 7/1948 Johanson et al. .... D10/68 X  
D. 259,596 \* 6/1981 Gray ..... D3/265 X  
D. 277,297 \* 1/1985 Jennings et al. .... D3/206 X  
D. 397,547 \* 9/1998 Goodwin et al. .... D3/206  
D. 402,805 \* 12/1998 Nagano et al. .... D3/218  
D. 423,772 \* 5/2000 Cooper et al. .... D3/218




FIG. 1




FIG. 2




FIG. 3




FIG. 4




FIG. 5




FIG. 6

