



US00D739727S

(12) **United States Design Patent**
Olson et al.

(10) **Patent No.:** **US D739,727 S**

(45) **Date of Patent:** **** Sep. 29, 2015**

(54) **COMBINED CONTAINER AND TOOL**

(71) Applicant: **3M Innovative Properties Company**,
St. Paul, MN (US)

(72) Inventors: **Christopher R. Olson**, Hudson, WI
(US); **Sean P. Henry**, Huntersville, NC
(US); **Philip V. D'Andrea**,
Williamsville, NY (US)

(73) Assignee: **3M INNOVATIVE PROPERTIES
COMPANY**, St. Paul, MN (US)

(**) Term: **14 Years**

(21) Appl. No.: **29/481,724**

(22) Filed: **Feb. 10, 2014**

(51) **LOC (10) Cl.** **09-07**

(52) **U.S. Cl.**

USPC **D9/436; D9/442**

(58) **Field of Classification Search**

USPC D7/387, 392, 632; D8/14.1, 81;
D9/434-437, 443, 449, 455, 799, 707,
D9/715, 718, 723, 735; D23/213, 223;
D32/45; D4/116, 118; 215/228, 329;
401/126, 128, 130, 139, 191, 261-266

CPC B05C 17/00516

See application file for complete search history.

(56) **References Cited**

U.S. PATENT DOCUMENTS

1,598,811 A	10/1925	Ferrin	
2,772,432 A *	12/1956	Andreola	401/263
D198,109 S *	4/1964	Klun	D9/436
D198,110 S *	4/1964	Klun	D9/436
D225,961 S *	1/1973	Scdoris	D8/81
D255,426 S *	6/1980	Kaufman et al.	D9/436
D257,229 S *	10/1980	Leger	D9/443
D326,019 S	5/1992	Spangler	

D338,298 S	8/1993	Grim, Sr.	
D341,301 S *	11/1993	Noelck	D8/14.1
D356,259 S	3/1995	Hoyt	
6,375,377 B1 *	4/2002	Lowery	401/266
D529,801 S *	10/2006	Grote et al.	D9/449
7,325,995 B2 *	2/2008	Keller	401/266
7,744,299 B1	6/2010	Greer	
D684,867 S *	6/2013	English et al.	D9/707
2009/0196677 A1 *	8/2009	Wright	401/264
2015/0024131 A1 *	1/2015	Evans	427/207.1

OTHER PUBLICATIONS

The Cardboard Collective. Cardboard Toolbox. Jan. 21, 2013 [online], [site visited Feb. 2, 2015]. Available from Internet, <URL:http://thecardboardcollective.com/2013/01/23/a-cardboard-toolbox-for-kids/olympus-digital-camera-666/>.*

(Continued)

Primary Examiner — Robert M Spear

Assistant Examiner — Darcey E Heflin

(74) *Attorney, Agent, or Firm* — Irina Hass

(57) **CLAIM**

The ornamental design for a combined container and tool, as shown and described.

DESCRIPTION

FIG. 1 is a perspective view of a combined container and tool showing the new design;

FIG. 2 is a front view thereof;

FIG. 3 is a rear view thereof;

FIG. 4 is a right side view thereof, a left side view being a mirror image thereof;

FIG. 5 is a top view thereof;

FIG. 6 is a bottom view thereof; and,

FIG. 7 is a perspective view thereof in an open position.

The portions of the combined container and tool in Figures shown in broken lines are included to show features that form no part of the claimed design.

1 Claim, 3 Drawing Sheets



(56)

References Cited

OTHER PUBLICATIONS

“General Electric Caulk-It”, Ge Advanced Materials, Sealants & Adhesives, [retrieved from the internet Jan. 30, 2015], <https://www.behance.net/gallery/12039087/GeneralElectric-Caulk-it-ad-campaign>, 1 page.

Packaging World, “Caulk-it Revolutionizes the Sealants Market”, Sep. 30, 2003, [retrieved from the internet Jan. 30, 2015], <http://www.packworld.com/print/27207>, 2 pages.

* cited by examiner




Fig. 1




Fig. 2

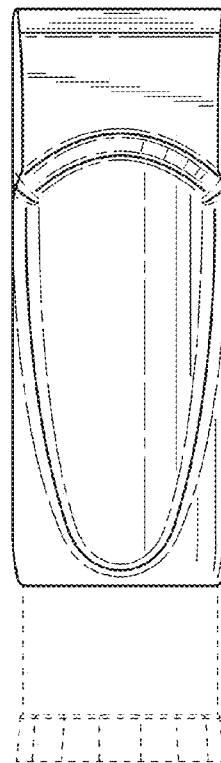


Fig. 3

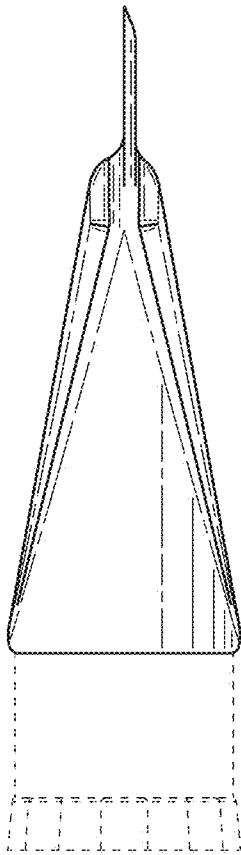


Fig. 4

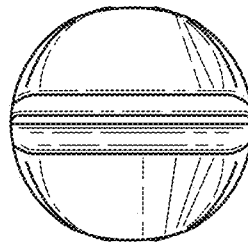


Fig. 5

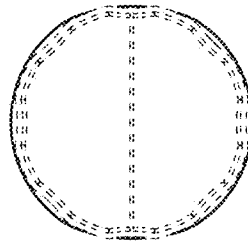


Fig. 6

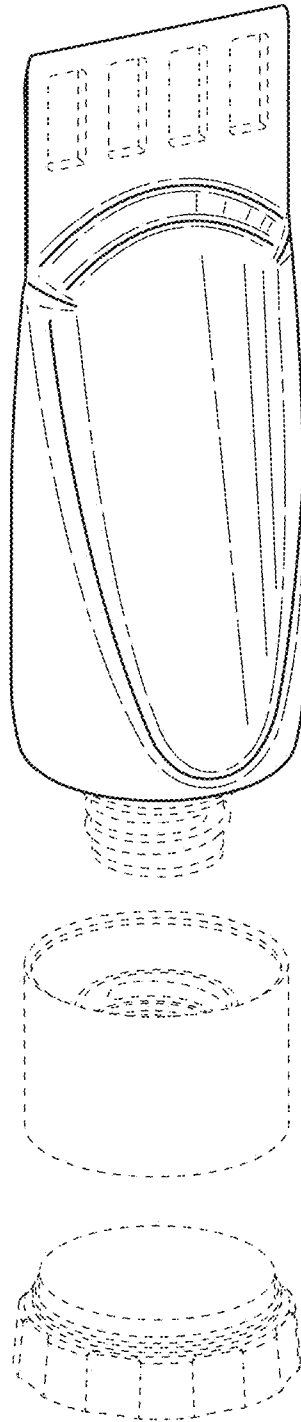


Fig. 7