



US0D1012444S

(12) **United States Design Patent**
Storch et al.

(10) **Patent No.:** **US D1,012,444 S**
(45) **Date of Patent:** **** Jan. 30, 2024**

(54) **SHOE**

CPC A43B 1/10; A43B 3/10; A43B 3/12; A43B 17/18; A43B 1/12
See application file for complete search history.

(71) Applicant: **Birkenstock IP GmbH**, Linz am Rhein (DE)

(56) **References Cited**

(72) Inventors: **Barbara Storch**, Linz am Rhein (DE); **Giuseppe Altovino**, Linz am Rhein (DE); **Julia Schätz**, Linz am Rhein (DE)

U.S. PATENT DOCUMENTS

(73) Assignee: **BIRKENSTOCK IP GMBH**, Linz am Rhein (DE)

D251,636 S *	4/1979	Chapman	D2/921
D276,003 S *	10/1984	McAbery	D2/921
D413,010 S *	8/1999	Birkenstock	D2/916
D470,997 S *	3/2003	Bronga	D2/897
D516,791 S *	3/2006	Le	D2/969
D543,342 S *	5/2007	Andersen	D2/919
D560,059 S *	1/2008	Belley	D2/969
D569,597 S *	5/2008	Matis	D2/969

(**) Term: **15 Years**

(Continued)

(21) Appl. No.: **35/514,818**

(22) Filed: **Apr. 12, 2022**

OTHER PUBLICATIONS

(80) **Hague Agreement Data**

Int. Filing Date: **Apr. 12, 2022**
Int. Reg. No.: **DM/222237**
Int. Reg. Date: **Apr. 12, 2022**
Int. Reg. Pub. Date: **Jul. 29, 2022**

“Tokyo”; https://www.birkenstock.com/de/tokio-natural-leather/tokio-core-naturalleather-0-eva-rubbersupergrip-u_19.html#lang=de_DE&q=tokio; available at least as early as Oct. 12, 2020; dated accessed Aug. 16, 2023.

Primary Examiner — Rashida C. Walshon
(74) *Attorney, Agent, or Firm* — Fross, Zelnick, Lehrman & Zissu, P.C.; Charles T. J. Weigell, Esq.

(30) **Foreign Application Priority Data**

Oct. 13, 2021 (EM)	008723084-0001
Oct. 13, 2021 (EM)	008723084-0002
Oct. 13, 2021 (EM)	008723084-0004
Oct. 13, 2021 (EM)	008723084-0007
Oct. 13, 2021 (EM)	008723084-0009
Oct. 13, 2021 (EM)	008723084-0010
Oct. 13, 2021 (EM)	008723084-0012
Oct. 13, 2021 (EM)	008723084-0013
Oct. 13, 2021 (EM)	008723084-0014
Oct. 13, 2021 (EM)	008723084-0015

(57) **CLAIM**

The ornamental design for a shoe, as shown and described.

DESCRIPTION

FIG. 10.1 is a perspective view of a shoe showing my new design;
FIG. 10.2 is a front view thereof;
FIG. 10.3 is a rear view thereof;
FIG. 10.4 is a right-side view thereof;
FIG. 10.5 is a left-side view thereof;
FIG. 10.6 is a top view thereof; and
FIG. 10.7 is a bottom view thereof.
The portions of the sole in FIG. 10.7 form no part of the claim.

(51) **LOC (14) Cl.** **02-04**

(52) **U.S. Cl.**
USPC **D2/921; D2/926**

(58) **Field of Classification Search**
USPC D2/896-900, 919-926, 946, 969, 972, D2/976

1 Claim, 7 Drawing Sheets



(56)

References Cited

U.S. PATENT DOCUMENTS

D598,183	S	*	8/2009	Bank	D2/921
D601,784	S	*	10/2009	Chen	D2/918
D618,448	S	*	6/2010	Hill	D2/896
D774,736	S	*	12/2016	Shen	D2/924
D885,716	S	*	6/2020	Rübenach	D2/926
D927,150	S	*	8/2021	Shi	D2/919
D959,103	S	*	8/2022	Schaetz	D2/919

* cited by examiner

10.1



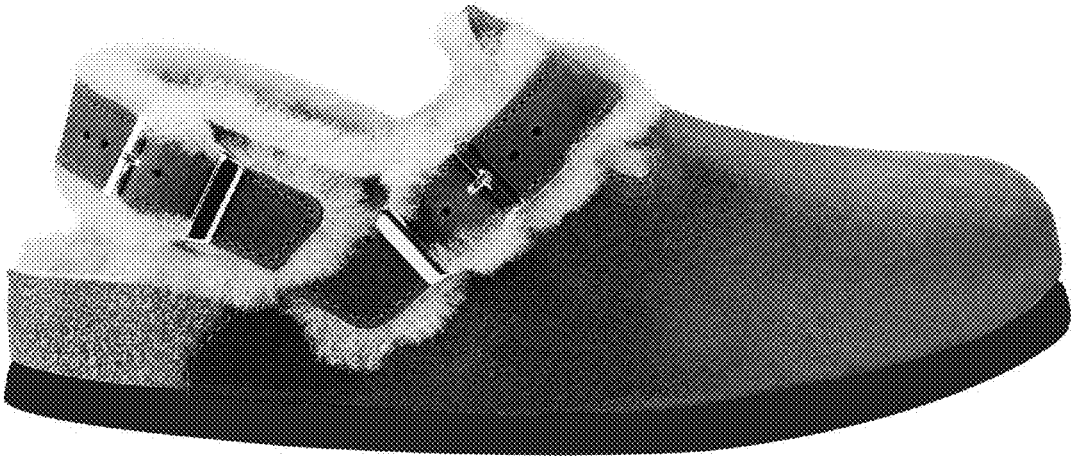
10.2



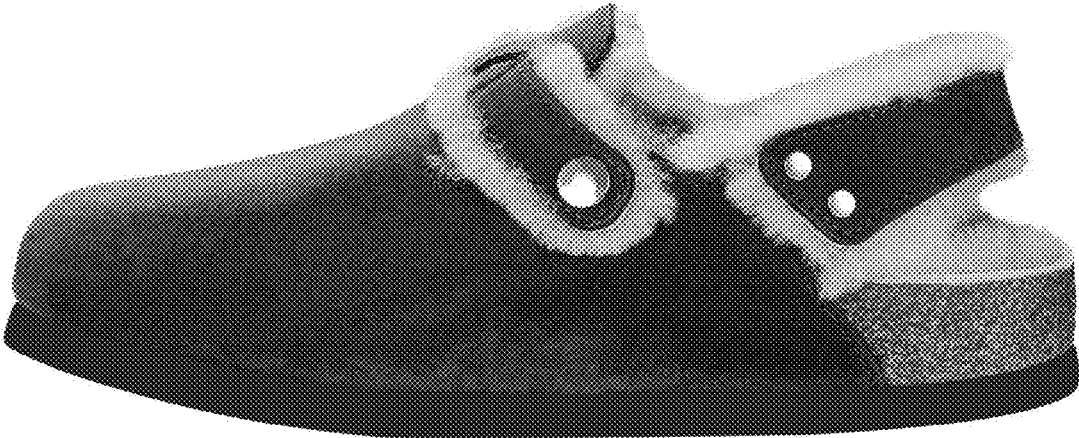
10.3




10.4



10.5



10.6



10.7

