



US00D721807S

(12) **United States Design Patent**  
**Mujwid**

(10) **Patent No.:** **US D721,807 S**

(45) **Date of Patent:** **\*\* Jan. 27, 2015**

(54) **SURGICAL INDICATORS**

(75) Inventor: **James R. Mujwid**, Minnetonka, MN (US)

(73) Assignee: **AMS Research Corporation**, Minnetonka, MN (US)

(\*\*) Term: **14 Years**

(21) Appl. No.: **29/401,196**

(22) Filed: **Sep. 8, 2011**

(51) **LOC (10) Cl.** ..... **24-02**

(52) **U.S. Cl.**  
USPC ..... **D24/155**

(58) **Field of Classification Search**  
USPC ..... D24/155, 156, 133, 152, 154, 135, 141, D24/144-146, 151; 606/194, 198, 214; 623/23.54, 23.7, 1.16, 903, 1.29; 604/1.02, 103.02; 128/204.18; 600/30; 601/152; 602/5

See application file for complete search history.

(56) **References Cited**

**U.S. PATENT DOCUMENTS**

- 3,384,073 A 5/1968 Van Winkle, Jr.
- 3,613,679 A 10/1971 Bijou
- 3,789,828 A 2/1974 Schulte
- 4,548,202 A 10/1985 Duncan
- 4,632,100 A 12/1986 Somers et al.
- 4,873,976 A 10/1989 Schreiber
- 4,938,760 A 7/1990 Burton et al.
- 4,969,892 A 11/1990 Burton et al.
- 4,979,956 A 12/1990 Silvestrini
- 5,013,292 A 5/1991 Lemay
- 5,013,316 A 5/1991 Goble et al.
- 5,019,032 A 5/1991 Robertson
- 5,053,043 A 10/1991 Gottesman et al.
- 5,085,661 A 2/1992 Moss
- 5,112,344 A 5/1992 Petros
- 5,141,520 A 8/1992 Goble et al.
- 5,149,329 A 9/1992 Richardson
- 5,188,636 A 2/1993 Fedotov

- 5,203,864 A 4/1993 Phillips
- 5,209,756 A 5/1993 Seedhom et al.
- 5,256,133 A 10/1993 Spitz
- 5,268,001 A 12/1993 Nicholson et al.
- 5,269,783 A 12/1993 Sander
- 5,328,077 A 7/1994 Lou
- 5,337,736 A 8/1994 Reddy
- 5,354,292 A 10/1994 Braeuer et al.

(Continued)

**FOREIGN PATENT DOCUMENTS**

- AU 2002241673 11/2005
- CA 2404459 8/2005

(Continued)

**OTHER PUBLICATIONS**

"Access Instrument System with AlloSling Fascia" (5 pages with two pages of Instructions for Use).

(Continued)

*Primary Examiner* — Ian Simmons

*Assistant Examiner* — Charles Hanson

(74) *Attorney, Agent, or Firm* — Kagan Binder, PLLC

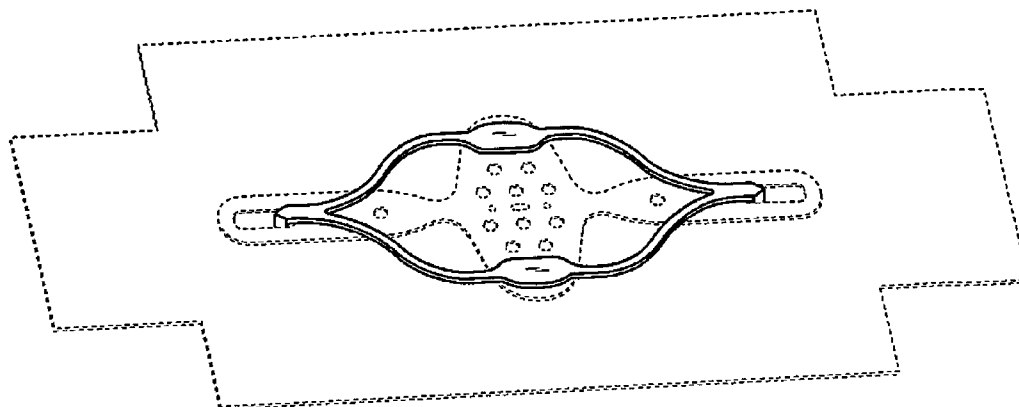
(57) **CLAIM**

The ornamental design for surgical indicators, as shown and described.

**DESCRIPTION**

FIG. 1 is a perspective view of a first surgical indicator of my new design;  
 FIG. 2 is a top view thereof;  
 FIG. 3 is a bottom view thereof;  
 FIG. 4 is a front view thereof, the back view being identical; and,  
 FIG. 5 is a left side view thereof, the right side view being identical.  
 The broken line portions of the drawings are for illustrative purposes only and form no part of the claimed designs.

**1 Claim, 3 Drawing Sheets**



(56)

## References Cited

## U.S. PATENT DOCUMENTS

5,362,294 A	11/1994	Seitzinger	6,387,041 B1	5/2002	Harari et al.
5,370,662 A	12/1994	Stone et al.	6,406,423 B1	6/2002	Scetbon
5,376,097 A	12/1994	Phillips	6,406,480 B1	6/2002	Beyar et al.
5,383,904 A	1/1995	Totakura et al.	6,423,072 B1	7/2002	Zappala
5,520,700 A	5/1996	Beyar et al.	6,423,080 B1	7/2002	Gellman et al.
5,527,342 A	6/1996	Pietrzak et al.	6,432,074 B1	8/2002	Ager et al.
5,544,664 A	8/1996	Benderev et al.	6,440,154 B2	8/2002	Gellman et al.
5,562,689 A	10/1996	Green et al.	6,451,024 B1	9/2002	Thompson et al.
5,571,139 A	11/1996	Jenkins, Jr.	6,454,778 B2	9/2002	Kortenbach
5,582,188 A	12/1996	Benderev et al.	6,475,139 B1	11/2002	Miller
5,584,860 A	12/1996	Goble et al.	6,478,727 B2	11/2002	Scetbon
5,591,163 A	1/1997	Thompson	6,491,703 B1	12/2002	Ulmsten
5,591,206 A	1/1997	Moufarrege	6,506,190 B1	1/2003	Walshe
5,628,756 A	5/1997	Barker, Jr. et al.	6,544,273 B1	4/2003	Harari et al.
5,643,320 A	7/1997	Lower et al.	6,575,897 B1	6/2003	Ory
5,647,836 A	7/1997	Blake et al.	6,582,443 B2	6/2003	Cabak et al.
5,669,935 A	9/1997	Rosenman et al.	6,592,610 B2	7/2003	Beyar
5,674,247 A	10/1997	Sohn	6,599,235 B2	7/2003	Kovac
5,690,655 A	11/1997	Hart et al.	6,612,977 B2	9/2003	Staskin
5,697,931 A	12/1997	Thompson	6,635,058 B2	10/2003	Beyar et al.
5,709,708 A	1/1998	Thal	6,641,524 B2	11/2003	Kovac
5,725,529 A	3/1998	Nicholson et al.	6,641,525 B2	11/2003	Rocheleau
5,725,541 A	3/1998	Anspach, III et al.	6,648,921 B2	11/2003	Anderson
5,732,475 A	3/1998	Sacks et al.	6,652,450 B2	11/2003	Neisz et al.
5,741,282 A	4/1998	Anspach, III et al.	6,673,010 B2	1/2004	Skiba et al.
5,782,862 A	7/1998	Bonutti	6,682,475 B2	1/2004	Cox et al.
5,807,403 A	9/1998	Beyar et al.	6,685,629 B2	2/2004	Therin
5,836,314 A	11/1998	Benderev et al.	6,702,827 B1	3/2004	Lund
5,842,478 A	12/1998	Benderev et al.	6,730,110 B1	5/2004	Harari et al.
5,873,891 A	2/1999	Sohn	6,746,455 B2	6/2004	Beyar et al.
5,899,909 A	5/1999	Claren et al.	6,755,781 B2	6/2004	Gellman
5,904,692 A	5/1999	Steckel et al.	6,881,184 B2	4/2005	Zappala
5,922,026 A	7/1999	Chin	6,908,425 B2	6/2005	Luscombe
5,925,047 A	7/1999	Errico et al.	6,908,473 B2	6/2005	Skiba et al.
5,934,283 A	8/1999	Willem et al.	6,911,002 B2	6/2005	Fierro
5,954,057 A	9/1999	Li	6,953,428 B2	10/2005	Gellman et al.
5,972,000 A	10/1999	Beyar et al.	6,960,160 B2	11/2005	Browning
5,980,558 A	11/1999	Wiley	6,974,462 B2	12/2005	Sater
5,984,927 A	11/1999	Wenstrom, Jr. et al.	6,981,944 B2	1/2006	Jamiolkowski
5,988,171 A	11/1999	Sohn et al.	6,981,983 B1	1/2006	Rosenblatt et al.
5,997,554 A	12/1999	Thompson	6,991,597 B2	1/2006	Gellman et al.
6,007,539 A	12/1999	Kirsch et al.	7,025,063 B2	4/2006	Snitkin
6,010,447 A	1/2000	Kardjian	7,025,772 B2	4/2006	Gellman et al.
6,019,768 A	2/2000	Wenstrom, Jr. et al.	7,048,682 B2	5/2006	Neisz et al.
6,027,523 A	2/2000	Schmieding	7,056,333 B2	6/2006	Walshe
6,036,701 A	3/2000	Rosenman	7,070,558 B2	7/2006	Gellman et al.
6,039,686 A	3/2000	Kovac	7,083,568 B2	8/2006	Neisz et al.
6,042,534 A	3/2000	Gellman et al.	7,087,065 B2	8/2006	Ulmsten et al.
6,042,536 A	3/2000	Tihon et al.	7,112,171 B2	9/2006	Rocheleau et al.
6,048,351 A	4/2000	Gordon et al.	7,112,210 B2	9/2006	Ulmsten et al.
6,053,935 A	4/2000	Brenneman et al.	7,121,997 B2	10/2006	Kammerer et al.
6,056,688 A	5/2000	Benderev et al.	7,198,597 B2	4/2007	Siegel et al.
6,068,591 A	5/2000	Bruckner et al.	7,226,408 B2	6/2007	Harari et al.
6,077,216 A	6/2000	Benderev et al.	7,229,404 B2	6/2007	Bouffier
6,099,551 A	8/2000	Gabby	7,229,453 B2	6/2007	Anderson
6,099,552 A	8/2000	Adams	7,235,043 B2	6/2007	Gellman et al.
6,106,545 A	8/2000	Egan	7,261,723 B2	8/2007	Smith et al.
6,110,101 A	8/2000	Tihon et al.	7,267,645 B2	9/2007	Anderson et al.
6,117,067 A	9/2000	Gil-Vernet	7,285,103 B2	10/2007	Nathanson
6,127,597 A	10/2000	Beyar et al.	7,291,104 B2	11/2007	Niesz et al.
6,142,968 A	11/2000	Pigg et al.	7,297,102 B2	11/2007	Smith et al.
6,168,611 B1	1/2001	Rizvi	7,303,525 B2	12/2007	Watschke et al.
6,174,279 B1	1/2001	Girard	7,326,213 B2	2/2008	Benderev et al.
6,200,330 B1	3/2001	Benderev et al.	7,347,812 B2	3/2008	Mellier
6,221,005 B1	4/2001	Bruckner et al.	7,351,196 B2	4/2008	Goldmann et al.
6,241,736 B1	6/2001	Sater et al.	7,351,197 B2	4/2008	Montpetit et al.
6,245,082 B1	6/2001	Gellman et al.	7,364,541 B2	4/2008	Chu et al.
6,264,676 B1	7/2001	Gellman et al.	7,387,634 B2	6/2008	Benderev
6,273,852 B1	8/2001	Lehe et al.	7,402,133 B2	7/2008	Chu et al.
6,306,079 B1	10/2001	Trabucco	7,407,480 B2	8/2008	Staskin
6,319,272 B1	11/2001	Brenneman	7,410,460 B2	8/2008	Benderev
6,322,492 B1	11/2001	Kovac	7,413,540 B2	8/2008	Gellman et al.
6,328,686 B1	12/2001	Kovac	7,422,557 B2	9/2008	Arnal
6,334,446 B1	1/2002	Beyar	7,431,690 B2	10/2008	Merade et al.
6,382,214 B1	5/2002	Raz et al.	7,494,495 B2	2/2009	Delorme et al.
			7,513,865 B2	4/2009	Bourne et al.
			7,527,588 B2	5/2009	Zaddem et al.
			7,547,316 B2	6/2009	Priewe et al.
			7,588,598 B2	9/2009	Delorme et al.

(56)

## References Cited

## U.S. PATENT DOCUMENTS

7,601,118	B2	10/2009	Smith et al.				
7,621,865	B2	11/2009	Gellman et al.				
7,637,860	B2	12/2009	MacLean				
7,686,759	B2	3/2010	Sater				
7,691,050	B2	4/2010	Gellman et al.				
7,691,052	B2	4/2010	Gellman et al.				
7,722,528	B2	5/2010	Arnal et al.				
7,740,576	B2	6/2010	Hodroff				
7,753,839	B2	7/2010	Siegel et al.				
7,762,942	B2	7/2010	Neisz et al.				
7,762,969	B2	7/2010	Gellman et al.				
7,766,926	B2	8/2010	Bosley et al.				
7,789,821	B2	9/2010	Browning				
7,794,385	B2	9/2010	Rosenblatt				
7,828,715	B2	11/2010	Haverfield				
D637,942	S *	5/2011	Lee et al. ....	D11/218			
8,506,508	B2 *	8/2011	Avitable et al. ....	601/152			
2001/0000533	A1	4/2001	Kovac				
2001/0023356	A1	9/2001	Raz				
2001/0027321	A1	10/2001	Gellman et al.				
2001/0041895	A1	11/2001	Beyer et al.				
2002/0007222	A1	1/2002	Desai				
2002/0022841	A1	2/2002	Kovac				
2002/0028980	A1	3/2002	Thierfelder et al.				
2002/0035369	A1	3/2002	Beyar et al.				
2002/0050277	A1	5/2002	Beyar				
2002/0055748	A1	5/2002	Gellman et al.				
2002/0058959	A1	5/2002	Gellman et al.				
2002/0082619	A1	6/2002	Cabak et al.				
2002/0091373	A1	7/2002	Berger				
2002/0095064	A1	7/2002	Beyar				
2002/0095163	A1	7/2002	Beyar				
2002/0095181	A1	7/2002	Beyar				
2002/0099260	A1	7/2002	Suslian et al.				
2002/0128681	A1	9/2002	Broome et al.				
2002/0138025	A1	9/2002	Gellman et al.				
2002/0147382	A1	10/2002	Neisz et al.				
2002/0151909	A1	10/2002	Gellman et al.				
2002/0156487	A1	10/2002	Gellman et al.				
2002/0156488	A1	10/2002	Gellman et al.				
2002/0161382	A1	10/2002	Neisz				
2002/0188169	A1	12/2002	Kammerer et al.				
2003/0004395	A1	1/2003	Therin				
2003/0009181	A1	1/2003	Gellman et al.				
2003/0023136	A1	1/2003	Raz				
2003/0023137	A1	1/2003	Gellman et al.				
2003/0023138	A1	1/2003	Luscombe				
2003/0036676	A1	2/2003	Scetbon				
2003/0045774	A1	3/2003	Staskin et al.				
2003/0050530	A1	3/2003	Neisz et al.				
2003/0065402	A1	4/2003	Anderson et al.				
2003/0176875	A1	9/2003	Anderson				
2004/0015057	A1	1/2004	Rocheleau et al.				
2004/0039453	A1	2/2004	Anderson et al.				
2004/0073235	A1	4/2004	Lund				
2004/0193215	A1	9/2004	Harari et al.				
2004/0225181	A1	11/2004	Chu et al.				
2004/0267088	A1	12/2004	Kammerer				
2005/0004576	A1	1/2005	Benderev				
2005/0038451	A1	2/2005	Rao et al.				
2005/0131391	A1	6/2005	Chu et al.				
2005/0131393	A1	6/2005	Chu et al.				
2005/0199249	A1	9/2005	Karram				
2005/0245787	A1	11/2005	Cox et al.				
2005/0256530	A1	11/2005	Petros				
2005/0277806	A1	12/2005	Cristalli				
2005/0278037	A1	12/2005	Delorme et al.				
2005/0283189	A1	12/2005	Rosenblatt et al.				
2006/0053903	A1	3/2006	Berenyi et al.				
2006/0058578	A1	3/2006	Browning				
2006/0089524	A1	4/2006	Chu				
2006/0089525	A1	4/2006	Mamo et al.				
2006/0122457	A1	6/2006	Kovac				
2006/0173237	A1	8/2006	Jacquetin				
2006/0195007	A1	8/2006	Anderson				
2006/0195011	A1	8/2006	Arnal				
2006/0229493	A1	10/2006	Weiser et al.				
2006/0229596	A1	10/2006	Weiser et al.				
2006/0252980	A1	11/2006	Arnal et al.				
2006/0260618	A1	11/2006	Hodroff et al.				
2006/0287571	A1	12/2006	Gozzi				
2007/0015953	A1	1/2007	MacLean				
2007/0078295	A1	4/2007	landgrebe				
2007/0173864	A1	7/2007	Chu				
2008/0039678	A1	2/2008	Montpetit et al.				
2008/0072404	A1	3/2008	Wetter				
2008/0251002	A1	10/2008	Burleigh				
2009/0005634	A1	1/2009	Rane				
2009/0012353	A1	1/2009	Beyer				
2009/0221867	A1	9/2009	Ogdahl et al.				
2009/0221868	A1	9/2009	Evans				
2009/0240102	A1	9/2009	Rane et al.				
2009/0259092	A1	10/2009	Ogdahl et al.				
2010/0010631	A1	1/2010	Otte et al.				
2010/0016771	A1 *	1/2010	Arbesman et al. ....	602/5			
2010/0094079	A1	4/2010	Inman				
2010/0152528	A1	6/2010	Chapman et al.				
2010/0168595	A1	7/2010	Lee et al.				
2010/0174134	A1	7/2010	Anderson et al.				
2010/0261950	A1	10/2010	Lund et al.				
2010/0261952	A1	10/2010	Montpetit et al.				
2012/0221044	A1 *	8/2012	Archibald et al. ....	606/214			
2013/0060078	A1 *	3/2013	Intoccia et al. ....	600/30			

## FOREIGN PATENT DOCUMENTS

DE	19544162	4/1997
DE	20016866	3/2007
EP	0248544 A1	12/1987
EP	0470308 A1	2/1992
EP	0650703 A1	6/1994
EP	0643945 A2	7/1994
EP	0632999 A1	1/1995
EP	1342450 B1	9/2003
FR	2787990 A1	7/2000
FR	2852817	10/2004
IT	1299162	4/1998
WO	WO9310715 A1	6/1993
WO	WO9319678 A2	10/1993
WO	WO9511631 A1	5/1995
WO	WO9525469 A1	9/1995
WO	WO9716121 A1	5/1997
WO	WO9730638 A1	8/1997
WO	WO9747244 A1	12/1997
WO	WO9819606 A1	5/1998
WO	WO9835606 A1	8/1998
WO	WO9835616 A1	8/1998
WO	WO9835632 A1	8/1998
WO	WO9842261 A1	10/1998
WO	WO9853746 A1	12/1998
WO	WO9916381 A1	4/1999
WO	WO9937216 A1	7/1999
WO	WO9937217 A1	7/1999
WO	WO9952450 A1	10/1999
WO	WO9953844 A1	10/1999
WO	WO9958074 A2	11/1999
WO	WO9959477 A1	11/1999
WO	WO0064370 A1	2/2000
WO	WO013601 A1	3/2000
WO	WO018319 A1	4/2000
WO	WO0027304 A1	5/2000
WO	WO0030556 A1	6/2000
WO	WO0040158 A2	7/2000
WO	WO0057796 A1	10/2000
WO	WO0057812 A1	10/2000
WO	WO0066030 A1	11/2000
WO	WO0074594 A1	12/2000
WO	WO0074613 A1	12/2000
WO	WO0074633 A2	12/2000
WO	WO0139670 A1	6/2001
WO	WO0145588 A1	6/2001
WO	WO0145589 A1	6/2001
WO	WO0228312 A1	4/2002
WO	WO0228315 A2	4/2002

(56)

## References Cited

## FOREIGN PATENT DOCUMENTS

WO	WO0230293	A1	4/2002
WO	WO0238079	A2	5/2002
WO	WO0239890	A2	5/2002
WO	WO02058563	A	8/2002
WO	WO02062237	A	8/2002
WO	WO02069781		9/2002
WO	WO02071953	A2	9/2002
WO	WO02078552	A1	10/2002
WO	WO03013392	A2	2/2003
WO	WO0303778	A1	4/2003
WO	WO03034939	A1	5/2003
WO	WO03068107	A1	8/2003
WO	WO03073960	A1	9/2003
WO	WO03075792	A1	9/2003
WO	WO03086205	A2	10/2003
WO	WO03092546	A2	11/2003
WO	WO03096928	A1	11/2003
WO	WO03096929	A1	11/2003
WO	WO2004012626	A1	2/2004
WO	WO2004016196	A2	2/2004
WO	WO2004017862	A2	3/2004
WO	WO2004045457	A1	6/2004
WO	WO2005004727	A1	1/2005
WO	WO2005037132	A2	4/2005
WO	WO2005046511	A2	5/2005
WO	WO2005048850	A2	6/2005
WO	WO2005079702	A1	9/2005
WO	WO2005094741	A1	10/2005
WO	WO2005112842	A1	12/2005
WO	WO2005122954	A1	12/2005
WO	WO2006007190	A1	1/2006
WO	WO2006015031	A2	2/2006
WO	WO2006031879	A1	3/2006
WO	WO20060669078		6/2006
WO	WO2006108145	A1	10/2006
WO	WO2007002012	A1	1/2007
WO	WO2007002071	A1	1/2007
WO	WO2007011341	A1	1/2007
WO	WO2007014241	A1	2/2007
WO	WO2007016083	A1	2/2007
WO	WO2007016698	A1	2/2007
WO	WO2007027592	A2	3/2007
WO	WO2007059199	A2	5/2007
WO	WO2007081955	A1	7/2007
WO	WO2007097994		8/2007
WO	WO2007137226	A2	11/2007
WO	WO2007146784	A2	12/2007
WO	WO2007149348	A2	12/2007
WO	WO2007149555	A2	12/2007
WO	WO2008057261	A2	5/2008
WO	WO2008124056	A1	10/2008
WO	WO2009005714	A2	1/2009
WO	WO2009017680	A2	2/2009

## OTHER PUBLICATIONS

"Introducing: AlloSling Fascia The Natural Choice for Suburethral Sling Procedures", Advertisement from UroMed Corporation (1 page).

Advantage A/T™, Surgical Mesh Sling Kit, Boston Scientific, 6 pages (2002).

Albert H. Aldridge, B.S., M.D., F.A.C.S., Transplantation of Fascia for Relief of Urinary Stress Incontinence, *American Journal of Obstetrics and Gynecology*, V. 44, pp. 398-411, (1948).

AlloSource product literature (11 pages).

Amundsen, Cindy L. et al., Anatomical Correction of Vaginal Vault Prolapse by Uterosacral Ligament Fixation in Women Who Also Require a Pubovaginal Sling, *The Journal of Urology*, vol. 169, pp. 1770-1774, (May 2003).

Benderev, Theodore V., MD, A Modified Percutaneous Outpatient Bladder Neck Suspension System, *Journal of Urology*, vol. 152, pp. 2316-2320 (Dec. 1994).

Benderev, Theodore V., MD, Anchor Fixation and Other Modifications of Endoscopic Bladder Neck Suspension, *Urology*, vol. 40, No. 5, pp. 409-418 (Nov. 1992).

Blaivas, Jerry et al., Pubovaginal Fascial Sling for the Treatment of Complicated Stress Urinary Incontinence, *The Journal of Urology*, vol. 145, pp. 1214-1218 (Jun. 1991).

Blaivas, Jerry et al., Type III Stress Urinary Incontinence: Importance of Proper Diagnosis and Treatment, *Surgical Forum*, pp. 473-475, (1984).

Blavis, Jerry, Commentary: Pubovaginal Sling Procedure, Experience with Pubovaginal Slings, pp. 93-101 (1990).

Bryans, Fred E., Marlex Gauze Hammock Sling Operation With Cooper's Ligament Attachment in the Management of Recurrent Urinary Stress Incontinence, *American Journal of Obstetrics and Gynecology*, vol. 133, pp. 292-294 (Feb. 1979).

Capio™ CL—Transvaginal Suture Capturing Device—Transvaginal Suture Fixation to Cooper's Ligament for Sling Procedures, Boston Scientific, Microvasive®, 8 pages, (2002).

Choe, Jong M. et al., Gore-Tex Patch Sling: 7 Years Later, *Urology*, vol. 54, pp. 641-646 (1999).

Dargent, D. et al., Insertion of a Suburethral Sling Through the Obturator Membrane in the Treatment of Female Urinary Incontinence, *Gynecol Obstet Fertil*, vol. 30, pp. 576-582 (2002).

Decter, Ross M., Use of the Fascial Sling for Neurogenic Incontinence: Lessons Learned, *The Journal of Urology*, vol. 150, pp. 683-686 (Aug. 1993).

Delorme, Emmanuel, Trans-Obturator Sling: A Minimal Invasive Procedure to Treat Female Stress Urinary Incontinence, *Progres en Urologie*, vol. 11, pp. 1306-1313 (2001) English Abstract attached.

Falconer, C. et al., Influence of Different Sling Materials of Connective Tissue Metabolism in Stress Urinary Incontinent Women, *International Urogynecology Journal*, Supp. 2, pp. S19-S23 (2001).

Gynecare TVT Tension-Free Support for Incontinence, The tension-free solution to female incontinence, *Gynecare Worldwide*, 6 pages, (2002).

Handa, Victoria L. et al, Banked Human Fascia Lata for the Suburethral Sling Procedure: A Preliminary Report, *Obstetrics & Gynecology*, vol. 88 No. 6, 5 pages (Dec. 1996).

Horbach, Nicollette S., et al., Instruments and Methods, A Suburethral Sling Procedure with Polytetrafluoroethylene for the Treatment of Genuine Stress Incontinence in Patients with Low Urethral Closure Pressure, *Obstetrics & Gynecology*, vol. 71, No. 4, pp. 648-652.

Intramesh L.I.F.T. Siliconized polyester, Cousin Biotech, 1 page (no date).

Intramesh® L.I.F.T.® Polypropylene Less Invasive Free Tape, Cousin Biotech, 2 pages (no date).

Kersey, J., The Gauze Hammock Sling Operation in the Treatment of Stress Incontinence, *British Journal of Obstetrics and Gynaecology*, vol. 90, pp. 945-949 (Oct. 1983).

Klutke, John M.D. et al, The promise of tension-free vaginal tape for female SUI, *Contemporary Urology*, 7 pages. (Oct. 2000).

Korda, A. et al., Experience With Silastic Slings for Female Urinary Incontinence, *Aust NZ J. Obstet Gynaecol*, vol. 29, pp. 150-154 (May 1989).

Kovac, S. Robert, et al, Pubic Bone Suburethral Stabilization Sling: A Long Term Cure for SUI?, *Contemporary OB/GYN*, 10 pages (Feb. 1998).

Mitek Brochure, Therapy of Urinary Stress Incontinence in Women Using Mitek GIII Anchors, by Valenzio C. Mascio, MD.

Morgan, J. E., A Sling Operation, Using Marlex Polypropylene Mesh, for the Treatment of Recurrent Stress Incontinence, *Am. J. Obst. & Gynecol*, pp. 369-377 (Feb. 1970).

Nichols, David H., The Mersilene Mesh Gauze-Hammock for Severe Urinary Stress Incontinence, *Obstetrics and Gynecology*, vol. 41, pp. 88-93 (Jan. 1973).

Niknejad, Kathleen et al., Autologous and Synthetic Urethral Slings for Female Incontinence, *Urol Clin N Am*, vol. 29, pp. 597-611 (2002).

Norris, Jeffrey P. et al., Use of Synthetic Material in Sling Surgery: A Minimally Invasive Approach, *Journal of Endourology*, vol. 10, pp. 227-230 (Jun. 1996).

(56)

**References Cited**

## OTHER PUBLICATIONS

- O'Donnell, Pat, Combined Raz Urethral Suspension and McGuire Pubovaginal Sling for Treatment of Complicated Stress Urinary Incontinence, *Journal Arkansas Medical Society*, vol. 88, pp. 389-392 (Jan. 1992).
- Ostergard, Donald R. et al., *Urogynecology and Urodynamics Theory and Practice*, pp. 569-579 (1996).
- Pelosi, Marco Antonio III et al., Pubic Bone Suburethral Stabilization Sling: Laparoscopic Assessment of a Transvaginal Operation for the Treatment of Stress Urinary Incontinence, *Journal of Laparoendoscopic & Advanced Surgical Techniques*, vol. 9, No. 1 pp. 45-50 (1999).
- Readjustable REMEEX® system, Neomedic International, 8 pages (no date).
- Ridley, John H., Appraisal of the Goebell-Frangenheim-Stoeckel Sling Procedure, *American Journal Obst & Gynec.*, vol. 95, No. 5, pp. 741-721 (Jul. 1, 1986).
- SABRE™ Bioabsorbable Sling, Generation Now, Mentor, 4 pages (May 2002).
- SABRE™ Surgical Procedure, Mentor, 6 pages (Aug. 2002).
- Sloan W. R. et al., Stress Incontinence of Urine: A Retrospective Study of the Complications and Late Results of Simple Suprapubic Suburethral Fascial Slings, *The Journal of Urology*, vol. 110, pp. 533-536 (Nov. 1973).
- Spencer, Julia R. et al., A Comparison of Endoscopic Suspension of the Vesical Neck With Suprapubic Vesicourethropexy for Treatment of Stress Urinary Incontinence, *The Journal of Urology*, vol. 137, pp. 411-415 (Mar. 1987).
- Stamey, Thomas A., M.D., Endoscopic Suspension of the Vesical Neck for Urinary Incontinence in Females, *Ann. Surgery*, vol. 192 No. 4, pp. 465-471 (Oct. 1980).
- Stanton, Stuart L., Suprapubic Approaches for Stress Incontinence in Women, *Journal of American Geriatrics Society*, vol. 38, No. 3, pp. 348-351 (Mar. 1990).
- Stanton, Stuart, Springer-Veglag, *Surgery of Female Incontinence*, pp. 105-113 (1986).
- Studdiford, William E., Transplantation of Abdominal Fascia for the Relief of Urinary Stress Incontinence; *American Journal of Obstetrics and Gynecology*, pp. 764-775 (1944).
- Support™, Sub-Urethral Perineal Retro-Pubic Tensionless Sling, Matrix Medical (Pty) Ltd, (no date), 1 pg.
- T-Sling® (Totally Tension-free) Urinary Incontinence Procedure, Herniamesh, 2 pages (no date).
- TVT Tension-free Vaginal Tape, Gynecare, Ethicon, Inc., 6 pages (1999).
- Ulmsten, U. et al., An Ambulatory Surgical Procedure Under Local Anesthesia for Treatment of Female Urinary Incontinence, *International Urogynecology Journal*, vol. 7, pp. 81-86 (May 1996).
- Ulmsten, Ulf et al., A Three Year Follow Up of Tension Free Vaginal Tape for Surgical Treatment of Female Stress Urinary Incontinence, *British Journal of Obstetrics and Gynaecology*, vol. 106, pp. 345-350 (1999).
- Ulmsten, Ulf et al., Intravaginal Slingplasty (IVS): An Ambulatory Surgical Procedure for Treatment of Female Urinary Incontinence, *Scand J Urol Nephrol*, vol. 29, pp. 75-82 (1995).
- Vesica® Percutaneous Bladder Neck Stabilization Kit, A New Approach to Bladder Neck Suspension, Microvasive® Boston Scientific Corporation, 4 pages (1995).
- Vesica® Sling Kits, Simplifying Sling Procedures, Microvasive® Boston Scientific Corporation, 4 pages (1998).
- Walters, Mark D., Percutaneous Suburethral Slings: State of the Art, Presented at the conference of the American Urogynecologic Society, Chicago, 29 pages (Oct. 2001).
- Drutz, H.P. et al., Clinical and Urodynamic Re-evaluation of Combined Abdominovaginal Marlex Sling Operations for Recurrent Stress Urinary Incontinence, *International Urogynecology Journal*, vol. 1, pp. 70-73 (1990).
- Horbach, Nicolette, Suburethral Sling Procedures, *Genuine Stress Incontinence*, Chapter 42, pp. 569-579.
- Precision Twist, Low Profile design for Precise Anchor Placement, Boston Scientific Microvasive, 2001 2 pp.
- Vesica Sling Kit, Microvasive Boston Scientific, 1997, 6pp.
- Precision Tack, The Precise Approach to Transvaginal Sling Procedures, Boston Scientific, 1998, 4pp.

\* cited by examiner

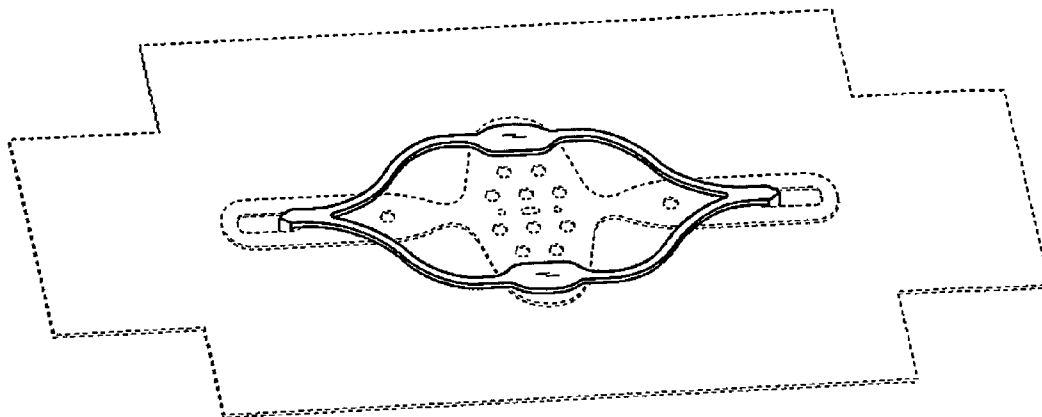
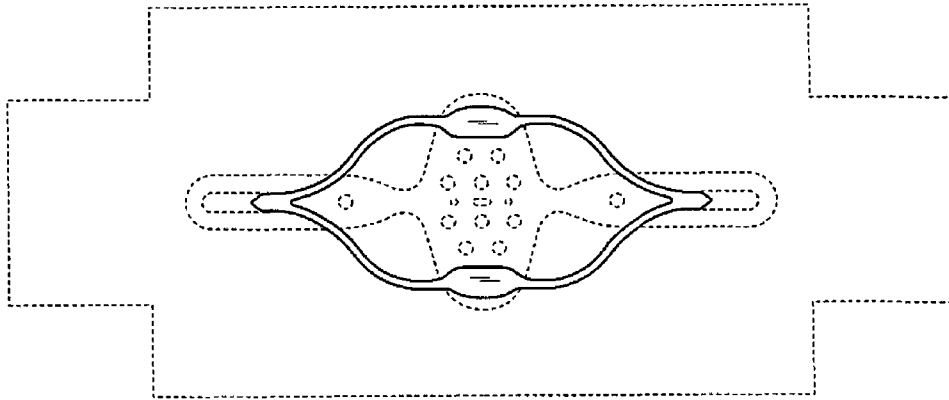



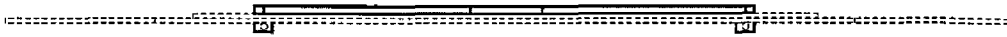
Fig. 1



**Fig. 2**



**Fig. 3**



**Fig. 4**



**Fig. 5**