



US00D901420S

(12) **United States Design Patent** (10) **Patent No.:** **US D901,420 S**
Wang et al. (45) **Date of Patent:** **** Nov. 10, 2020**

(54) **MOBILE PHONE**

DESCRIPTION

(71) Applicant: **Beijing Xiaomi Mobile Software Co., Ltd.**, Beijing (CN)
(72) Inventors: **Yi Wang**, Beijing (CN); **Yangyang Cai**, Beijing (CN)
(73) Assignee: **BEIJING XIAOMI MOBILE SOFTWARE CO., LTD.**, Beijing (CN)

(**) Term: **15 Years**

(21) Appl. No.: **29/683,059**

(22) Filed: **Mar. 11, 2019**

(30) **Foreign Application Priority Data**

Sep. 11, 2018 (CN) 2018 3 0510267

(51) **LOC (12) Cl.** **14-03**

(52) **U.S. Cl.** **D14/138 AD**

(58) **Field of Classification Search**

USPC D14/138 AD, 138 G, 248, 341, 371, 374,
D14/138 R, 138 AA, 138 AB, 138 AC,
D14/138 C, 247

(Continued)

(56) **References Cited**

U.S. PATENT DOCUMENTS

D622,252 S * 8/2010 Kim D14/138 AB

D719,124 S * 12/2014 Kim D14/138 AD

(Continued)

Primary Examiner — Bridget L Eland


(74) *Attorney, Agent, or Firm* — Syncoda LLC; Feng Ma

(57) **CLAIM**

The ornamental design for a mobile phone, substantially as shown and described.

FIG. 1 is a front view of a first embodiment of a mobile phone showing our new design.
FIG. 2 is a back view thereof.
FIG. 3 is a left view thereof.
FIG. 4 is a right view thereof.
FIG. 5 is a top view thereof.
FIG. 6 is a bottom view thereof.
FIG. 7 is a front and left side perspective view thereof.
FIG. 8 is a back and right side perspective view thereof.
FIG. 9 is a front view of the first embodiment of the mobile phone of FIG. 1 in an alternate slid state.
FIG. 10 is a back view of FIG. 9.
FIG. 11 is a left view of FIG. 9.
FIG. 12 is a right view of FIG. 9.
FIG. 13 is a front and left side perspective view of FIG. 9.
FIG. 14 is a back and left side perspective view of FIG. 9.
FIG. 15 is a front view of a second embodiment of a mobile phone showing our new design.
FIG. 16 is a back view of FIG. 15.
FIG. 17 is a left view of FIG. 15.
FIG. 18 is a right view of FIG. 15.
FIG. 19 is a top view of FIG. 15.
FIG. 20 is a bottom view of FIG. 15.
FIG. 21 is a front and left side perspective view of FIG. 15.
FIG. 22 is a back and right side perspective view of FIG. 15.
FIG. 23 is a front view of a second embodiment of the mobile phone of FIG. 15 in an alternate slid state.
FIG. 24 is a back view of FIG. 23.
FIG. 25 is a left view of FIG. 23.
FIG. 26 is a right view of FIG. 23.
FIG. 27 is a front and left side perspective view of FIG. 23; and,
FIG. 28 is a back and left side perspective view of FIG. 23.
The outermost broken lines immediately adjacent to the full line showing of the claimed design represent the bounds of the claimed design while all other broken lines are directed to environment and are for illustrative purposes only; the broken lines form no part of the claimed design.

1 Claim, 28 Drawing Sheets



(58) **Field of Classification Search**

CPC H04M 1/0202; H04M 1/0235; H04M
 1/0237; H04M 1/0239; H04M 1/0266;
 H04M 1/0268; H04M 1/027; H04M
 1/0295; H04M 1/02; H04M 1/0279;
 H04M 1/0283

See application file for complete search history.

(56) **References Cited**

U.S. PATENT DOCUMENTS

D740,776 S * 10/2015 Kim D14/138 AD
 D744,447 S * 12/2015 Ryu D14/138 G
 D801,947 S * 11/2017 Gordon D14/138 G
 D812,586 S * 3/2018 Zhu D14/138 G
 D829,188 S * 9/2018 Xu D14/138 G
 D832,805 S * 11/2018 Xu D14/138 G
 D832,807 S * 11/2018 Xu D14/138 G
 D847,776 S * 5/2019 Ryu D14/138 G
 D849,706 S * 5/2019 Park D14/138 G
 D856,295 S * 8/2019 Kim D14/138 G
 D863,246 S * 10/2019 Fan D14/138 AD
 D864,140 S * 10/2019 Lin D14/138 G
 D864,142 S * 10/2019 Fan D14/138 AD
 D870,689 S * 12/2019 Choe D14/138 G
 D876,383 S * 2/2020 Park D14/138 G
 D879,733 S * 3/2020 Fan D14/138 AD
 D879,734 S * 3/2020 Fan D14/138 AD
 D879,735 S * 3/2020 Fan D14/138 AD
 D881,830 S * 4/2020 Fan D14/138 AD
 D883,944 S * 5/2020 Matsuoka D14/138 G

* cited by examiner




FIG. 1




FIG. 2



FIG. 3



FIG. 4




FIG. 5



FIG. 6

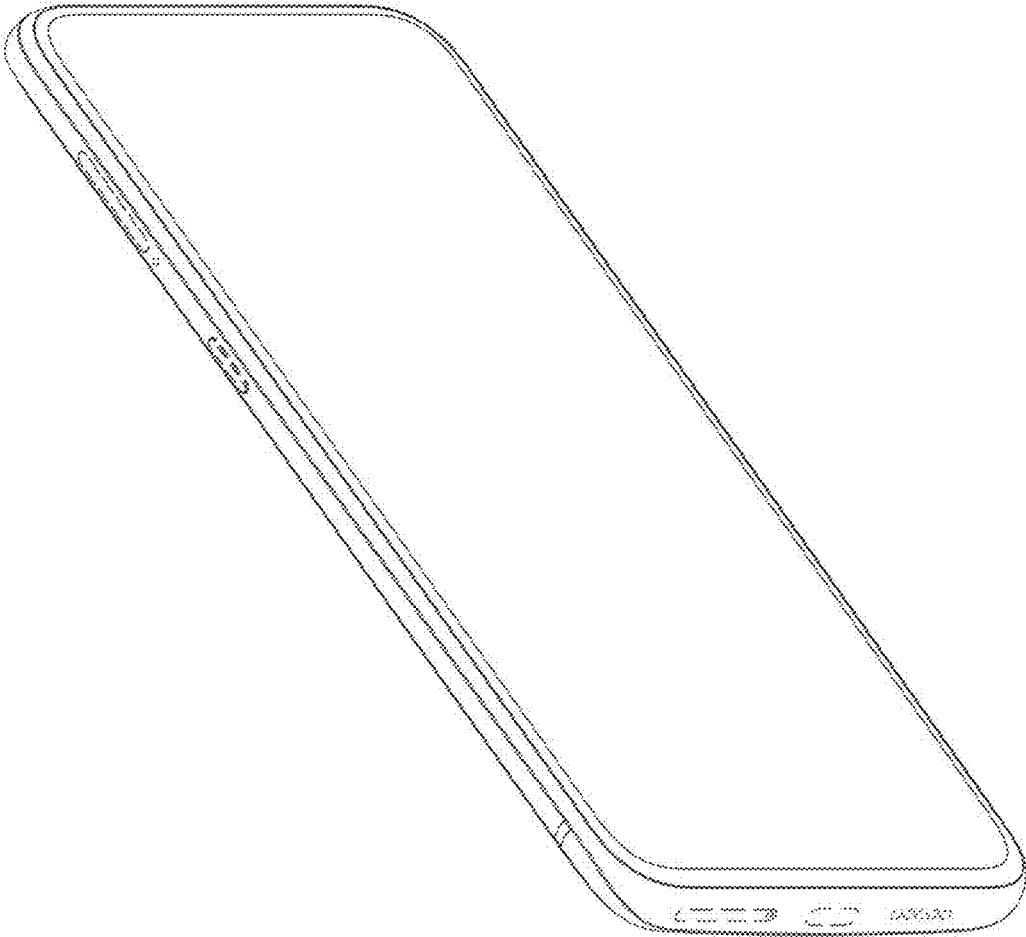


FIG. 7

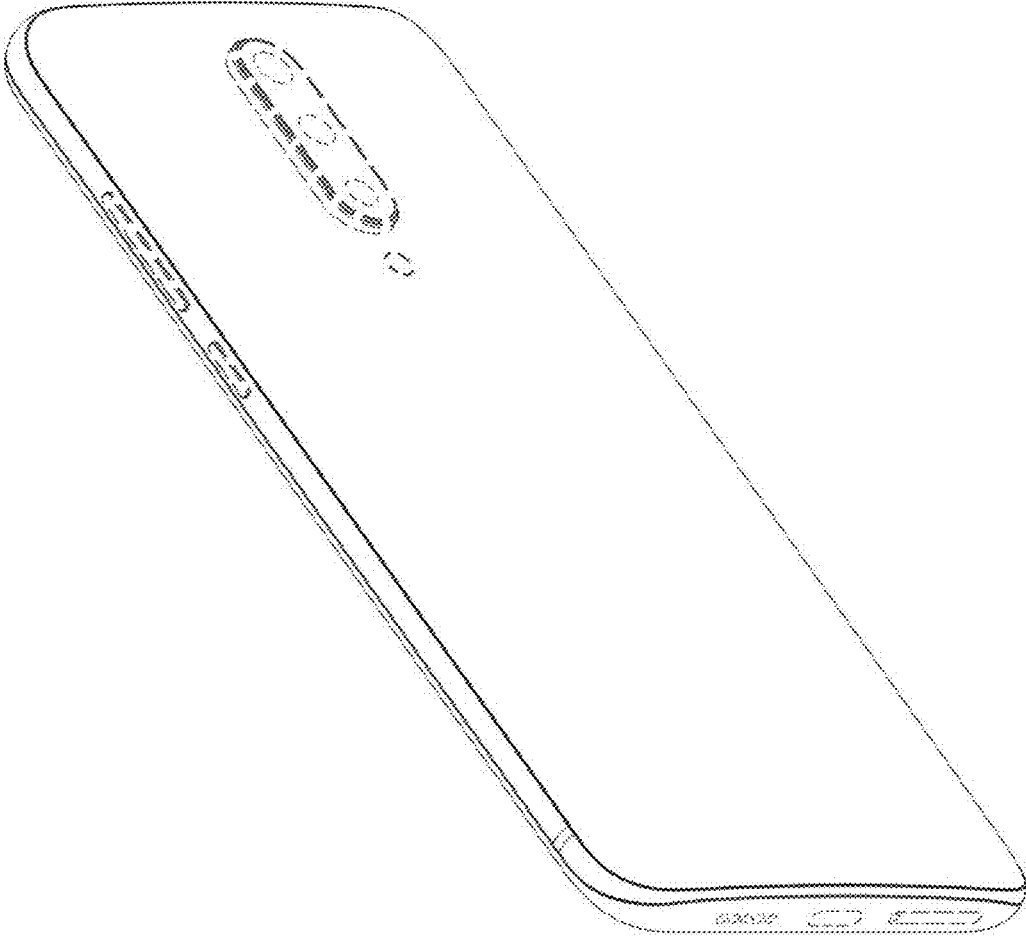


FIG. 8




FIG. 9




FIG. 10




FIG. 11




FIG. 12



FIG. 13



FIG. 14




FIG. 15




FIG. 16



FIG. 17




FIG. 18




FIG. 19



FIG. 20

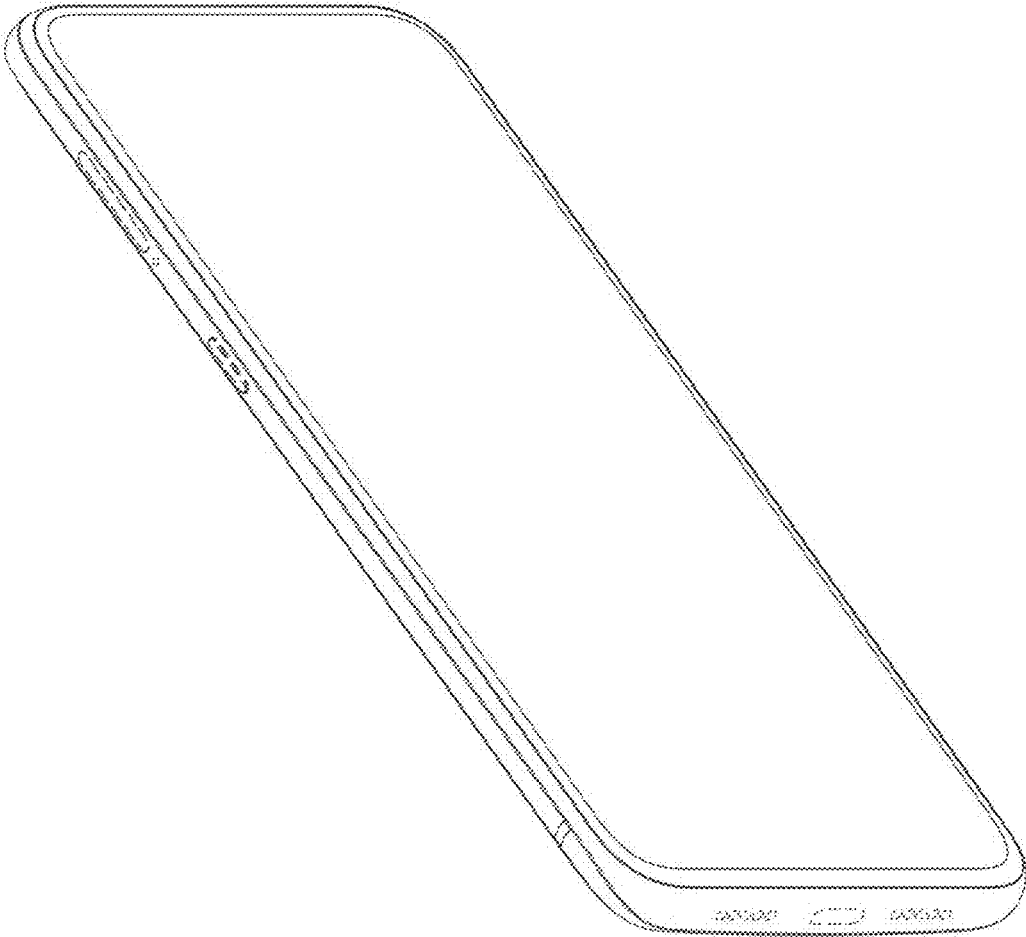


FIG. 21

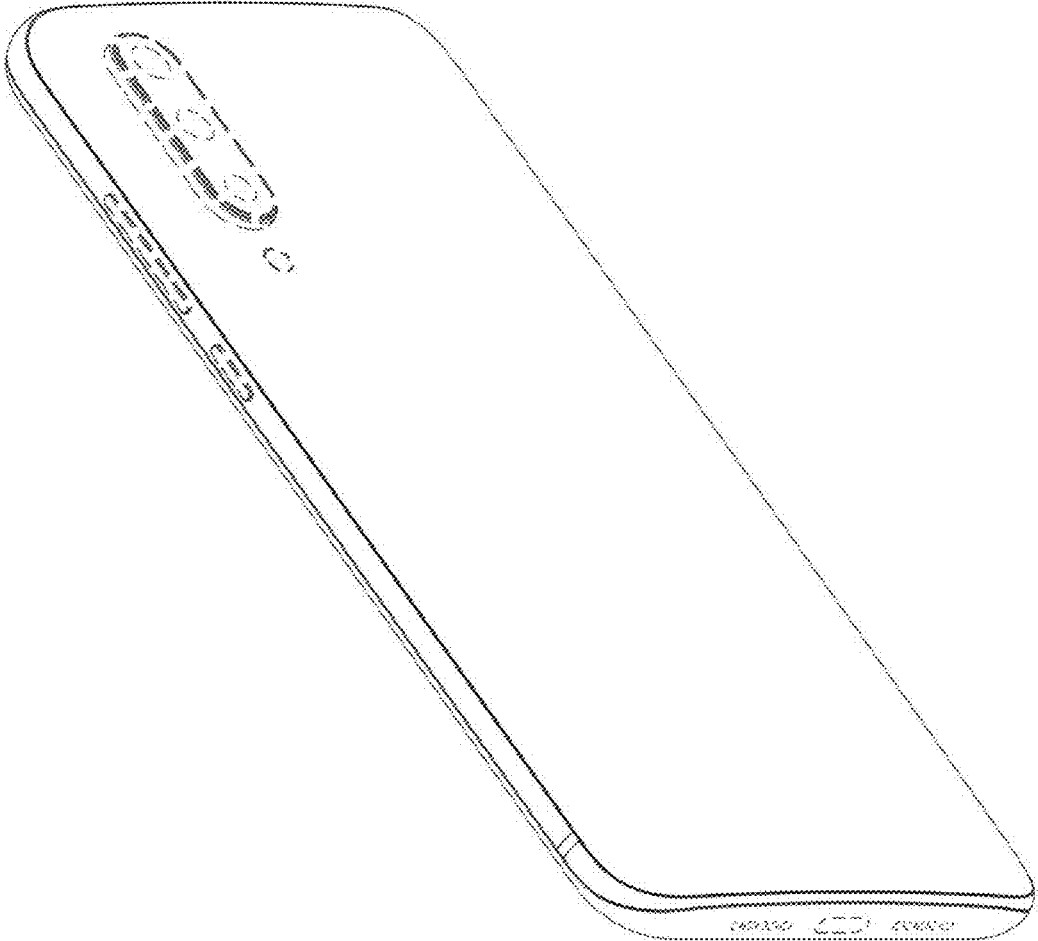


FIG. 22




FIG. 23




FIG. 24




FIG. 25




FIG. 26

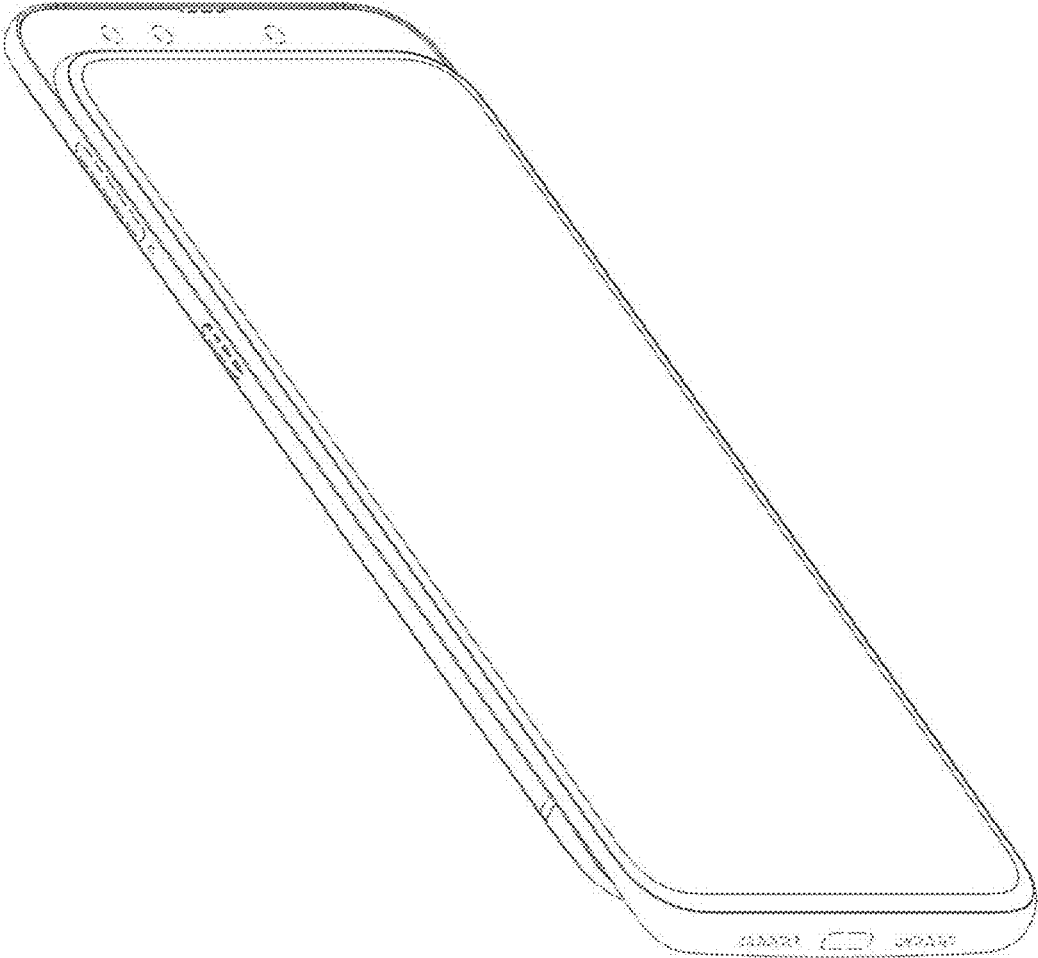


FIG. 27



FIG. 28