



(12) **United States Design Patent**  
**Anderson**

(10) **Patent No.:** **US D963,464 S**  
(45) **Date of Patent:** **\*\* Sep. 13, 2022**

(54) **LEG MOUNT**

(71) Applicant: **PRYM CONSUMER USA INC.,**  
Spartanburg, SC (US)

(72) Inventor: **Victoria Anderson,** Greenville, SC  
(US)

(73) Assignee: **PRYM CONSUMER USA INC.,**  
Spartanburg, SC (US)

(\*\*) Term: **15 Years**

(21) Appl. No.: **29/715,930**

(22) Filed: **Dec. 5, 2019**

(51) **LOC (13) Cl.** ..... **08-05**

(52) **U.S. Cl.**  
USPC ..... **D8/354**

(58) **Field of Classification Search**  
USPC ..... D8/382, 354, 349, 380; D15/28;  
D25/68, 133; D6/641, 685  
CPC ..... A47B 13/021; A47B 2230/0011; F16B  
12/44; F16B 45/00; F16M 13/02  
See application file for complete search history.

(56) **References Cited**

**U.S. PATENT DOCUMENTS**

3,516,633	A *	6/1970	Blackwood	.....	A47B 13/021	248/188
D249,459	S *	9/1978	Halliwel	.....	D8/354	
D279,449	S *	7/1985	Finger, Jr.	.....	D20/10	
D281,144	S *	10/1985	Astolfi	.....	D6/300	
D288,283	S *	2/1987	Mattson	.....	210/416.5	
4,745,867	A *	5/1988	Niemiec	.....	A47B 13/021	108/158
D328,401	S *	8/1992	Kelly	.....	D8/382	
D357,405	S *	4/1995	Philippi	.....	D6/567	
D364,331	S *	11/1995	Leek	.....	D8/354	
5,641,139	A *	6/1997	Miller	.....	A47B 13/021	248/188
D390,670	S *	2/1998	Keating	.....	D25/133	

D445,327	S *	7/2001	Emms	.....	D8/382	
D590,700	S *	4/2009	Brockington	.....	D8/373	
D680,419	S *	4/2013	Green	.....	B07B 1/15	D8/354
D686,057	S *	7/2013	Castellano	.....	D8/354	
D744,317	S *	12/2015	Densberger	.....	D8/354	
D760,581	S *	7/2016	Pace	.....	D8/382	
D793,786	S *	8/2017	Rawls-Meehan	.....	D6/709	
D795,676	S *	8/2017	Karol	.....	D8/354	
D836,421	S *	12/2018	Luscombe	.....	D8/354	
D870,535	S *	12/2019	Gebhardt	.....	D8/354	
D872,309	S *	1/2020	Moreno Moncada	.....	D25/68	

(Continued)

**OTHER PUBLICATIONS**

Dritz Fluted Column Bun Feet: Site Visited [Jun. 14, 2021, online].  
Available from Internet URL: <https://www.amazon.com/Dritz-44703-Fluted-Column-Unfinished/dp/B07V9ZZLB5>.\*

*Primary Examiner* — Catherine S Posthauer  
(74) *Attorney, Agent, or Firm* — Nelson Mullins Riley & Scarborough LLP

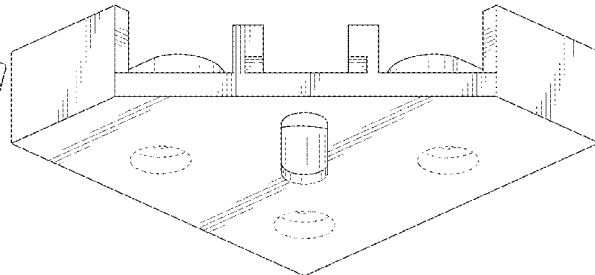
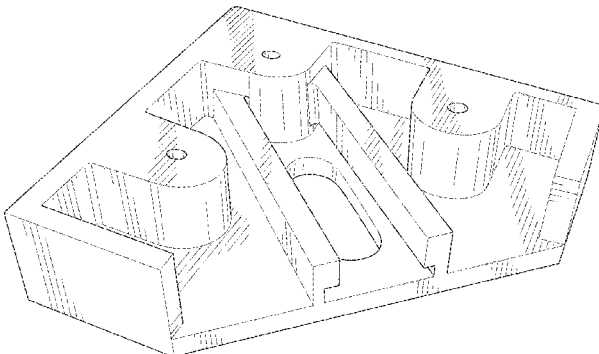
(57) **CLAIM**

The ornamental design for a leg mount, as shown and described.

**DESCRIPTION**

FIG. 1 is a top perspective view of a leg mount, showing my design;  
FIG. 2 is a left side view thereof;  
FIG. 3 is a right side view thereof;  
FIG. 4 is a front view thereof;  
FIG. 5 is a rear view thereof;  
FIG. 6 is a top view thereof;  
FIG. 7 a bottom view thereof; and,  
FIG. 8 is a bottom perspective view thereof.  
The broken lines are shown for the purpose of illustrating portions of the article that form no part of the claimed design.

**1 Claim, 5 Drawing Sheets**



(56)

**References Cited**

U.S. PATENT DOCUMENTS

D876,930	S *	3/2020	Stener .....	D8/354
D884,464	S *	5/2020	Krake .....	D8/373
D896,617	S *	9/2020	Zhan .....	D8/354
D913,081	S *	3/2021	Cuddy .....	D8/354
2014/0286695	A1 *	9/2014	Jocham .....	F16B 12/44 403/205
2017/0108022	A1 *	4/2017	Gregory .....	F16B 12/44
2019/0038036	A1 *	2/2019	Squires .....	A47C 31/02
2020/0245758	A1 *	8/2020	Perelman .....	A47B 13/021

\* cited by examiner

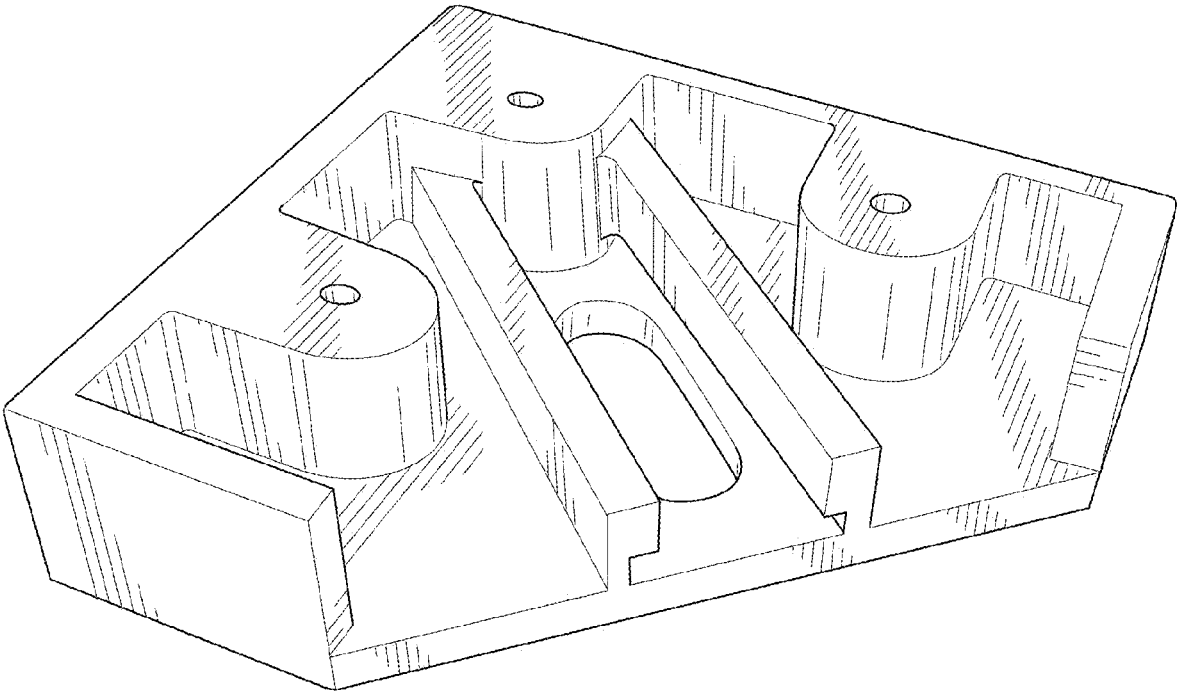


FIG. 1

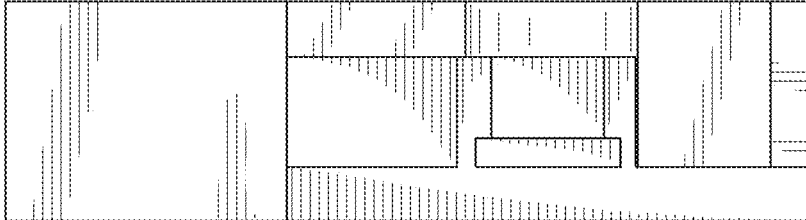


FIG. 2



FIG. 3



FIG. 4

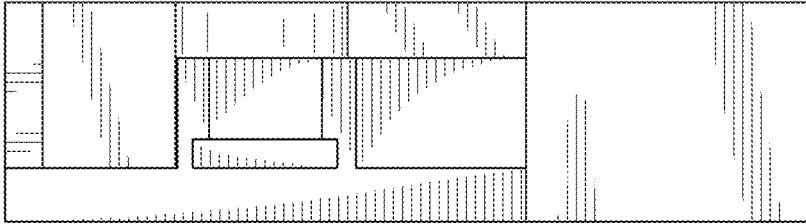


FIG. 5

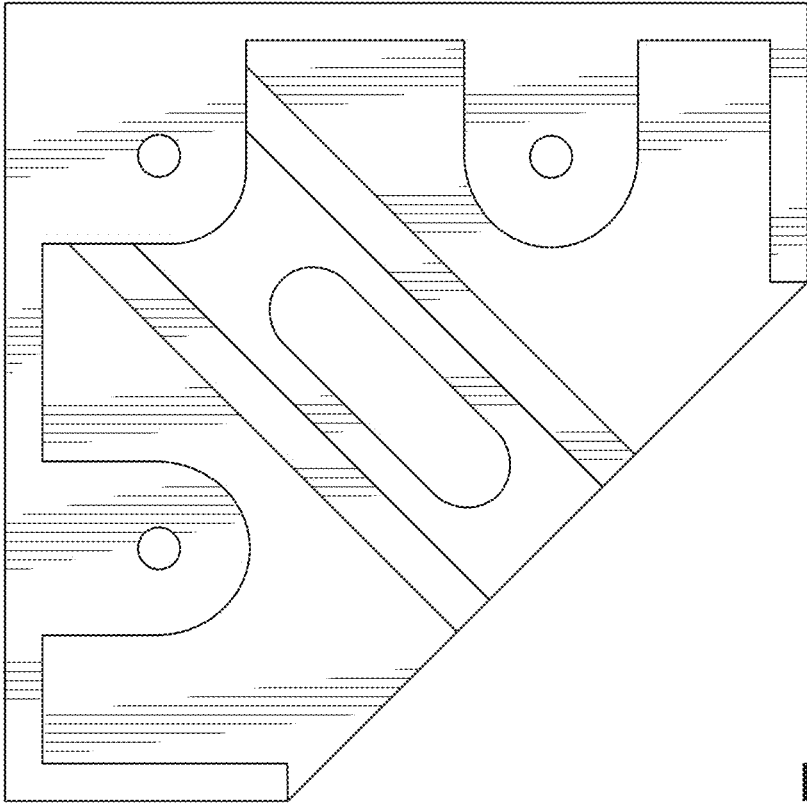


FIG. 6

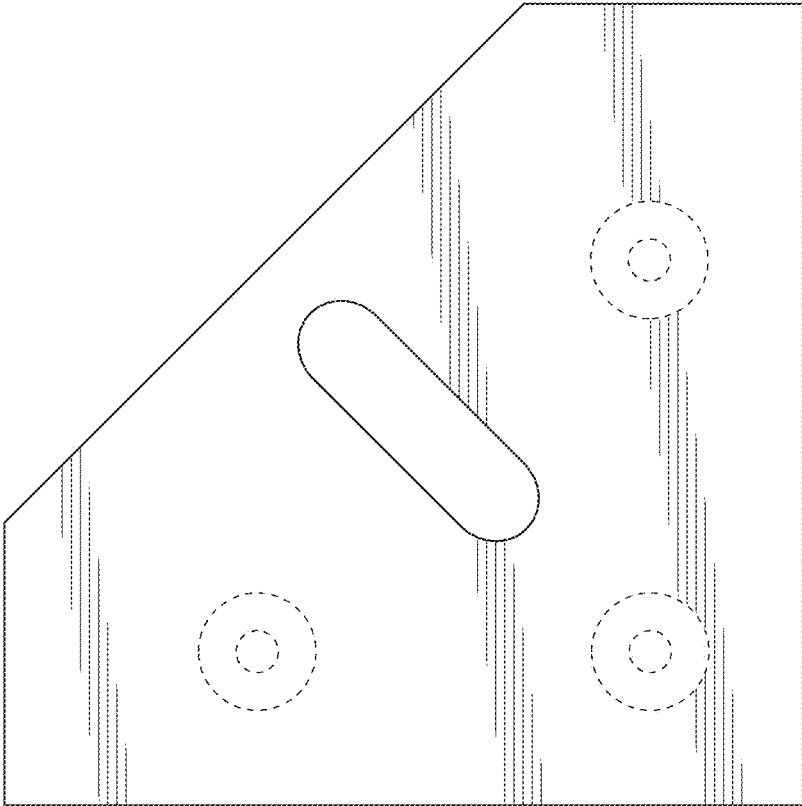


FIG. 7

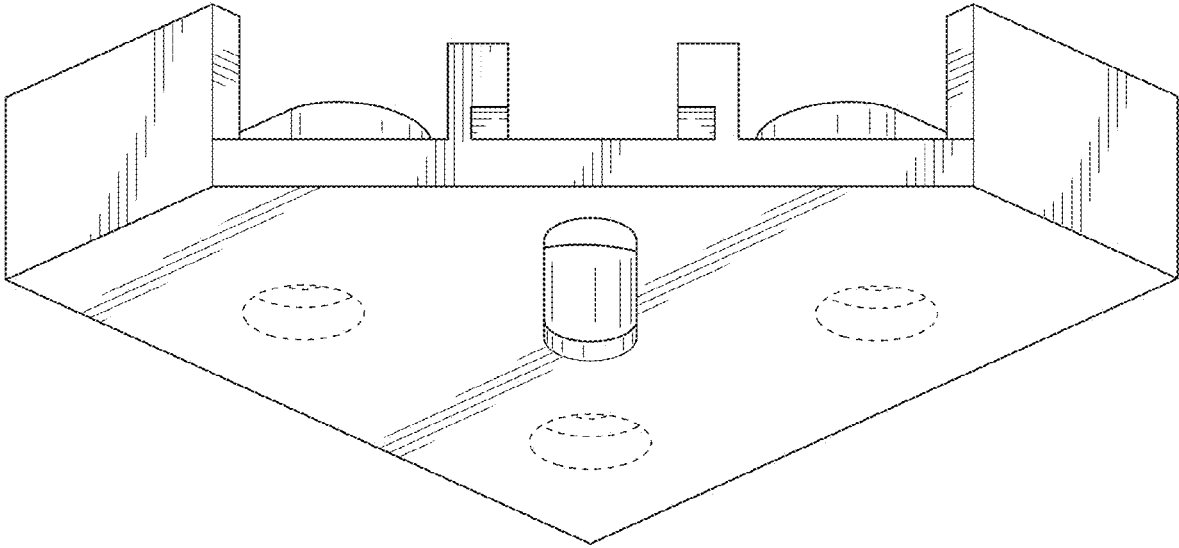


FIG. 8