

No. 681,618.

Patented Aug. 27, 1901.

S. CIEGLER.

COMBINED SUSPENDERS, SHOULDER BRACE, AND BELT.

(Application filed May 29, 1901.)

(No Model.)

Fig. 1.

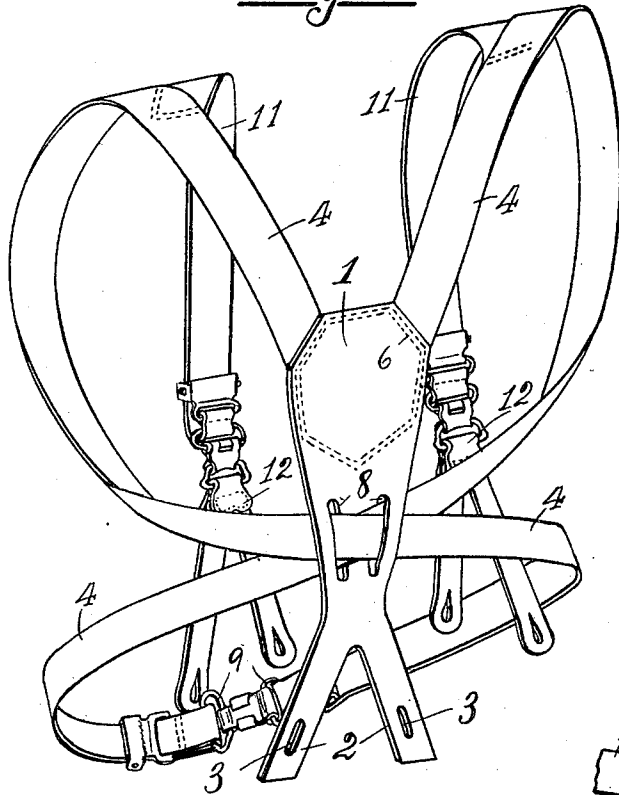


Fig. 2.

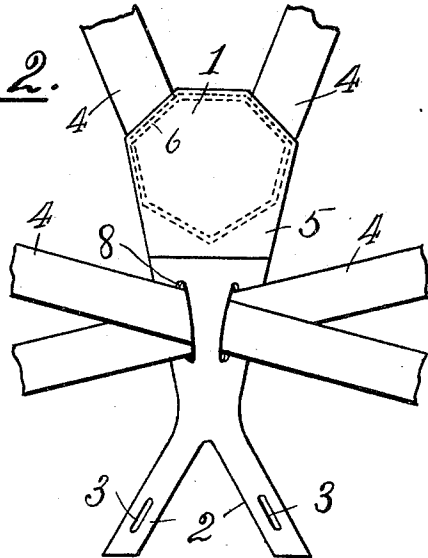
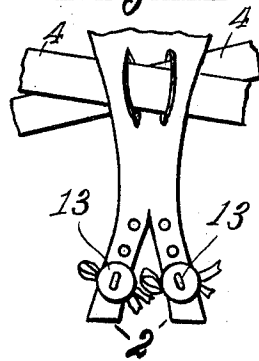


Fig. 3.



WITNESSES:
M. J. Bigley.
C. J. Blake

INVENTOR.
S. Ciegler
 BY *Francis W. Wright*
 ATTORNEY.

UNITED STATES PATENT OFFICE.

SAMUEL CIEGLER, OF SAN FRANCISCO, CALIFORNIA.

COMBINED SUSPENDERS, SHOULDER-BRACE, AND BELT.

SPECIFICATION forming part of Letters Patent No. 681,618, dated August 27, 1901.

Application filed May 29, 1901. Serial No. 62,417. (No model.)

To all whom it may concern:

Be it known that I, SAMUEL CIEGLER, a citizen of the United States, residing at San Francisco, in the county of San Francisco and State of California, have invented certain new and useful Improvements in a Combined Suspenders, Shoulder-Brace, and Belt, of which the following is a specification.

My invention relates to an improved combined suspenders, shoulder-brace, and belt, the object of my invention being to provide a device of this character which shall be simple and durable in construction and which will not only serve as suspenders for supporting garments, but will also assist in maintaining an erect position and securing a good figure to the wearer.

My invention resides, therefore, in the novel construction and arrangement of parts for the above ends, hereinafter fully specified, and particularly pointed out in the claims.

In the accompanying drawings, Figure 1 is a rear perspective view of my improved device. Fig. 2 is an enlarged front view of the rear portion of the device broken away, and Fig. 3 is a broken detail view showing a modification.

Referring to the drawings, 1 represents a back piece, preferably made of leather and formed with two tongues 2, having buttonholes 3 for attachment to the rear buttons of the waistband of the trousers or other nether garment. To the upper portion of said back piece are attached the ends of two straps 4, said ends being inserted between said back piece and a facing 5 and firmly stitched therebetween, as shown at 6. Said straps 4 extend over the shoulders, then in front of the same, and then back underneath the armpits and are passed through slits 8, cut longitudinally in the back piece, one over the other, in opposite directions. The ends of the two straps are provided with buckle-fastenings 9. Thus said straps can encircle the waist of the wearer and form a belt around the same at the same time that the upper portions of the straps are passed around the shoulders and serve to draw the shoulders back and maintain an erect position in the wearer. From said upper portions also extend suspenders 11, provided with any common form of suspender-ends 12 for attach-

ment to the front buttons of the waistband. Said suspenders cooperate with the remainder of the device to form a shoulder-brace for said suspenders, and being attached to the front buttons of the waistband assist in preventing the straps around the shoulders slipping down and sidewise from said shoulders.

When the device is used for ladies' garments, the front suspenders 11 may be omitted. The skirt or other garment will then be suspended from the tongues 2 at the rear. The attachment of said tongues to the skirt will also assist the device in its use as a shoulder-brace, preventing the back piece from unduly working up between the shoulders.

An important feature of my invention consists in the construction of the back piece 1, having the tongues 2, formed integral therewith, and having also the slits 8, cut in said back piece for the straps 4, passed there-through. This construction is of extreme durability, as it avoids the possibility of any seams in the back piece being cut through by the movement of the straps through said back piece.

In the modification shown in Fig. 3 the tongues 2 are provided instead of with buttonholes with buttons 13, adjustable in position. Said buttons are used by ladies to attach the device to buttonholes in the waistband of a skirt.

In order that the stops 4 shall form shoulder-braces, it is necessary that their lower ends be secured against forward movement. This I preferably do by securing the ends together; but the same result may be accomplished in other ways, as by fastening said lower ends to the back piece, without departing from the spirit of my invention.

I claim—

1. In a combined suspenders, shoulder-brace, and belt, the combination of a back piece having integral therewith tongues provided with means for attachment to the rear of the waistband, and straps fixedly attached to the upper end of said back piece, said back piece having longitudinal slits, and the straps being passed through said slits and slidable therein and their ends being provided with means for fastening the ends together, substantially as described.

2. In a combined suspenders, shoulder-

brace, and belt, the combination of a back
 piece having tongues provided with means
 for attachment to the rear of the waistband,
 straps fixedly attached to the upper end of
 5 said back piece, said back piece having lon-
 gitudinal slits, and the straps being passed
 through said slits and slidable therein and
 their ends being provided with means for
 fastening the ends together, and suspenders
 10 attached to said straps in front of the shoul-
 der and provided with suspender-ends, sub-
 stantially as described.

3. In a combined suspenders, shoulder-
 brace, and belt, the combination of a back
 15 piece having tongues provided with means
 for attachment to the rear of the waistband,
 straps fixedly attached to the upper end of
 said back piece, said back piece having a
 guide and the straps being passed through
 20 said guide and slidable therein and their ends
 being provided with means for fastening the
 ends together, and suspenders attached to
 said straps in front of the shoulder and pro-
 vided with suspender-ends, substantially as
 25 described.

4. In a combined suspenders, shoulder-
 brace, and belt, the combination of a back
 piece having tongues provided with means

for attachment to the rear of the waistband,
 and straps fixedly attached to the upper end 30
 of said back piece, said back piece having a
 guide and the straps being passed through
 said guide and slidable therein and their ends
 being provided with means for fastening the
 ends together, substantially as described. 35

5. In a device of the character described, the
 combination of a back piece having tongues
 provided with means for attachment to the
 rear of the waistband, straps fixedly attached
 to the upper end of said back piece, and ex- 40
 tending therefrom around the front of the
 shoulders and under the arms to said back
 piece and passed through a guide in said
 back piece and slidable therein, and means
 for securing the ends of said straps against 45
 forward movement, whereby said straps then
 form a shoulder-brace, substantially as de-
 scribed.

In witness whereof I have hereunto set my
 hand in the presence of two subscribing wit- 50
 nesses.

SAMUEL CIEGLER.

Witnesses:

FRANCIS M. WRIGHT,
 M. T. BEGLEY.