

(12) INTERNATIONAL APPLICATION PUBLISHED UNDER THE PATENT COOPERATION TREATY (PCT)

(19) World Intellectual Property

Organization

International Bureau

(43) International Publication Date

07 May 2020 (07.05.2020)



(10) International Publication Number

WO 2020/088659 A1

(51) International Patent Classification:

C07D 471/14 (2006.01) A61P 35/00 (2006.01)

A61K 31/437 (2006.01) A61P 19/02 (2006.01)

A61P 37/02 (2006.01)

Published:

— with international search report (Art. 21(3))

(21) International Application Number:

PCT/CN2019/115069

(22) International Filing Date:

01 November 2019 (01.11.2019)

(25) Filing Language:

English

(26) Publication Language:

English

(30) Priority Data:

62/754,029 01 November 2018 (01.11.2018) US

(71) Applicant: LYNK PHARMACEUTICALS CO. LTD.

[CN/CN]; 291 Fucheng Road, Bldg 5-4F, Hangzhou Economic & Technological Development Zone, Hangzhou, Zhejiang 310018 (CN).

(72) Inventors: WAN, Zhaokui; 291 Fucheng Road, Bldg 5-4F,

Hangzhou Economic & Technological Development Zone, Hangzhou, Zhejiang 310018 (CN). VAZQUEZ, Michael

Lawrence; 291 Fucheng Road, Bldg 5-4F, Hangzhou Economic & Technological Development Zone, Hangzhou, Zhejiang 310018 (CN).

(74) Agent: ANJIE LAW FIRM; SUN, Xiuwu, 19/F, Tower D1,

Liangmaqiao Diplomatic, Office Building, No. 19 Dongfangdonglu, Chaoyang District, Beijing 100600 (CN).

(81) Designated States (unless otherwise indicated, for every

kind of national protection available): AE, AG, AL, AM, AO, AT, AU, AZ, BA, BB, BG, BH, BN, BR, BW, BY, BZ, CA, CH, CL, CN, CO, CR, CU, CZ, DE, DJ, DK, DM, DO, DZ, EC, EE, EG, ES, FI, GB, GD, GE, GH, GM, GT, HN, HR, HU, ID, IL, IN, IR, IS, JO, JP, KE, KG, KH, KN, KP, KR, KW, KZ, LA, LC, LK, LR, LS, LU, LY, MA, MD, ME, MG, MK, MN, MW, MX, MY, MZ, NA, NG, NI, NO, NZ, OM, PA, PE, PG, PH, PL, PT, QA, RO, RS, RU, RW, SA, SC, SD, SE, SG, SK, SL, SM, ST, SV, SY, TH, TJ, TM, TN, TR, TT, TZ, UA, UG, US, UZ, VC, VN, ZA, ZM, ZW.

(84) Designated States (unless otherwise indicated, for every

kind of regional protection available): ARIPO (BW, GH, GM, KE, LR, LS, MW, MZ, NA, RW, SD, SL, ST, SZ, TZ, UG, ZM, ZW), Eurasian (AM, AZ, BY, KG, KZ, RU, TJ, TM), European (AL, AT, BE, BG, CH, CY, CZ, DE, DK, EE, ES, FI, FR, GB, GR, HR, HU, IE, IS, IT, LT, LU, LV, MC, MK, MT, NL, NO, PL, PT, RO, RS, SE, SI, SK, SM, TR), OAPI (BF, BJ, CF, CG, CI, CM, GA, GN, GQ, GW, KM, ML, MR, NE, SN, TD, TG).

(54) Title: TRICYCLIC JANUS KINASE 1 INHIBITORS, AND COMPOSITIONS AND METHODS THEREOF

(57) Abstract: Provided are novel class of therapeutics that are safe and effective inhibitors of Janus kinase 1 and pharmaceutical composition and methods of preparation and use thereof in the treatment of various diseases and disorders (e. g., inflammatory diseases, immune-mediated diseases or cancer).



WO 2020/088659 A1

# TRICYCLIC JANUS KINASE 1 INHIBITORS, AND COMPOSITIONS AND METHODS THEREOF

## Priority Claims and Related Patent Applications

[0001] This application claims the benefit of priority to U.S. Provisional Application Serial No. 62/754,029, filed on November 1, 2018, the entire content of which is incorporated herein by reference.

## Technical Fields of the Invention

[0001] The invention generally relates to novel compounds and methods for their therapeutic use. More particularly, the invention relates to a novel class of therapeutics that are safe and effective inhibitors of Janus kinase 1. The invention also relates to pharmaceutical compositions of these compounds and methods of their preparation and use in the treatment of various diseases and disorders (*e.g.*, inflammatory diseases, immune-mediated diseases or cancer).

## Background of the Invention

[0002] Janus kinase (JAK) is a family of intracellular, nonreceptor tyrosine kinases that transduce cytokine-mediated signals via the Janus kinase - Signal Transduction Activators of Transcription (JAK-STAT) pathway. There are four members in the JAK family of enzymes in humans, *i.e.*, JAK1, JAK2, JAK3 and TYK2. The family is defined by the presence of two adjacent kinase domains, JH1 and JH2, of which JH1 performs the phosphorylation involved in pathway activation whereas JH2 regulates JH1 function. (Thomas, *et al.*, **2015** *British Journal of Cancer* 113, 365–371.)

[0003] These cytoplasmic tyrosine kinases are associated with membrane cytokine receptors such as common gamma-chain receptors and the glycoprotein 130 (gp130) transmembrane proteins. (Murray, *et al.* **2007** *Immunol.* 178(5):2623-2629.) About 40 cytokine receptors signal through combinations of these four JAKs and their 7 downstream substrates: the STAT family members. (Ghoreschi *et al.* **2009** *Immunol Rev.* 228(1):273-287.)

[0004] The JAK-STAT signaling pathway plays a major role in many fundamental biological processes, such as apoptosis and inflammation via communication of chemical signals outside of a cell to the cell nucleus, resulting in the activation of genes through transcription. A dysfunctional JAK-STAT pathway may lead to a number of diseases, such as cancer and diseases affecting the immune system.

[0005] JAK1 and JAK3 are components of the common gamma-chain cytokine receptor complexes, and blockade of either inhibits signaling by inflammatory cytokines: Interleukin (IL) -2, 4, 7, 9, 15, and 21. (Ghoreschi *et al.* **2009** *Immunol Rev.* 228(1):273-287.) By contrast, other pathologically relevant cytokines, such as IL-6, depend uniquely on JAK1 (Guschin *et al.*, *EMBO J.* 14(7): 1421- 1429, 1995) and clinical efficacy in rheumatoid arthritis has been demonstrated by blocking IL-6 with the IL-6 receptor neutralizing antibody, tocilizumab. (Maini *et al.* **2006** *Arthritis Rheum.* 54(9):28 17-2829.)

[0006] Previous studies have shown that JAK1 is required for the development, function and homeostasis of the immune system and JAK1 deficiency is perinatally lethal. (Schindler, *et al.* **2007** *J. Biol Chem.* 282(28):20059-20063.) JAK2 deficiency in mice also is lethal, with JAK2 embryos dying between Day 12 and Day 13 after conception because of deficits in erythropoiesis. (Neubauer *et al.* **1998** *Cell* 93(3):397-409.) JAK3 deficiency has been described in humans and presents as severe combined immunodeficiency in the first few months of life, with symptoms such as failure to thrive, severe and recurrent infections, thrush, and diarrhea. Infants with JAK3 deficiency have an absence of circulating T cells and NK cells and abnormal B cell function. TYK2-deficiency additionally has been described in humans, manifesting with impaired antimicrobial responses, elevated serum IgE, and atopic dermatitis (Minegishi, *et al.*, **2006** *Immunity* 25(5):745-755.)

[0007] Anti-cytokine therapies have become standard in the treatment of rheumatoid arthritis and other autoimmune disorders. Multiple clinical trials have demonstrated statistically significant efficacy in rheumatoid arthritis, psoriatic arthritis and ulcerative colitis. (Kremer, *et al.* **2009** *Arthritis Rheum.* 60(7):1895-1905; Riese, *et al.* **2010** *Best Pract. Res. Clin. Rheumatol.* 24(4):5 13-526; Fleischmann, *et al.*, Safety and efficacy of baricitinib in elderly patients with rheumatoid arthritis. *RMD Open* 2017; 3:e000546.)

[0008] Despite diverse treatment options, many patients with autoimmune diseases fail to experience substantial decreases in disease activities. Although studies have shown that JAK

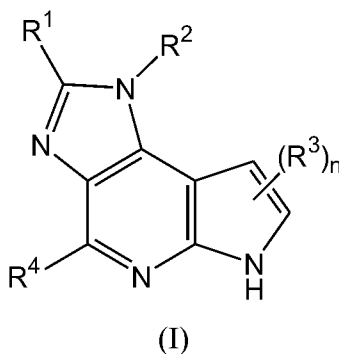
blockade may be effective in managing disease and achieving remission, the first generation JAK inhibitors (such as tofacitinib and baricitinib) have failed to reach their full potential, at least in part due to their tolerability and safety issues that limit dose. (Fleischmann *et al*, *Curr. Opin. Rheumatol.* 24:335-341, 2012; Riese *et al*, *Best Pract. Res. Clin. Rheumatol.* 24:513-526, 2010.) Even with the high selectivity of these two compounds for JAKs over other kinase families, these inhibitors may not be optimally selective for kinases within the JAK family. These effects could arise due to inhibition of EPO and IL-15 signaling via JAK2 and JAK3 respectively. (Jost, *et al.* **2013** *Annu. Rev. Immunol.* 31:163-194; Kennedy, *et al.* **2000** *J. Exp. Med.* 191:771-780; Richmond, *et al.* **2005** *Trends Cell Biol.* 15:146-155.) Modulation of immune activity through inhibition of JAK1 kinase activity can prove useful in the treatment of various immune disorders while avoiding JAK2 dependent erythropoietin (EPO) and thrombopoietin (TPO) signaling. (Murray **2007** *J. Immunol.* 178, 2623—2629; Kisseleva, *et al.* **2002** *Gene*, 285, 1-24; O' Shea, *et al.* **2002** *Cell* 109, S121—S131; Neubauer, *et al.* **1998** *Cell* 93(3), 397-409; Parganas, *et al.* **1998** *Cell* 93(3), 385-95.)

[0009] Thus, notwithstanding current treatment options for inflammatory diseases, immune-mediated diseases or cancer and other diseases associated with JAK1, there remains an urgent unmet need for novel JAK1 inhibitors having improved potency and selectivity with less side effects than existing therapeutics.

### Summary of the Invention

[0010] The invention provides a series of novel, orally and/or topically available, selective and potent JAK1 inhibitors that have improved safety and/or efficacy profiles than currently available therapeutics. The invention also provides pharmaceutical compositions of these compounds and methods of their preparation and therapeutic use.

[0011] In one aspect, the invention generally relates to a compound having the structural formula (I):



wherein

$R^1$  is selected from hydrogen,  $C_1$ - $C_6$  (*e.g.*,  $C_1$ - $C_3$ ) unsubstituted or substituted alkyl,  $OR'$ ,  $COOR'$  and  $CONR'R''$ ;

$R^2$  is selected from  $C_3$ - $C_{10}$  (*e.g.*,  $C_3$ - $C_6$ ) cycloalkyl, bicycloalkyl, spirocyclic or bridgedcycloalkyl, substituted with  $NR'C(=O)R^x$ ,  $NR'C(=O)OR^x$ ,  $NR'C(=O)NR^xR^y$ ,  $C(=O)NR^xR^y$ ,  $NR'SO_2R^x$ ,  $NR'SO_2NR^xR^y$ ,  $CR'R''SO_2R^x$  or  $CR'R''SO_2NR^xR^y$ ;

each  $R^3$  is independently selected from hydrogen,  $C_1$ - $C_6$  (*e.g.*,  $C_1$ - $C_3$ ) unsubstituted or substituted alkyl,  $OR'$ ,  $COOR'$  and  $CONR'R''$ ;

$R^4$  is a group selected from hydrogen, halogen, CN,  $C_1$ - $C_6$  (*e.g.*,  $C_1$ - $C_3$ ) unsubstituted or substituted alkyl,  $OR'$ , and  $NHR'$ ;

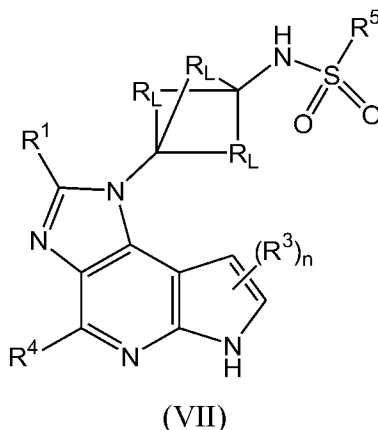
each of  $R^x$  and  $R^y$  is independently selected from H, alkyl (*e.g.*,  $C_1$ - $C_6$  alkyl), cycloalkyl (*e.g.*,  $C_3$ - $C_{10}$  cycloalkyl), heterocycloalkyl (*e.g.*,  $C_2$ - $C_9$  heterocycloalkyl), aryl (*e.g.*,  $C_4$ - $C_{10}$  aryl), heteroaryl (*e.g.*,  $C_3$ - $C_9$  heteroaryl) and  $R^x$  and  $R^y$  may together form a 3- to 7-membered (*e.g.*, 3- or 4-membered) ring, and each of  $R^x$  and  $R^y$  is optionally substituted with one or more of halogen (*e.g.*, F, Cl), CN,  $OR'$ ,  $NR'R''$ , alkyl (*e.g.*,  $C_1$ - $C_6$  alkyl), haloalkyl (*e.g.*,  $CHF_2$ ,  $CF_3$ ), cyanoalkyl (*e.g.*,  $CH_2CN$ ), hydroxyalkyl (*e.g.*,  $CH_2OH$ ) and alkoxyalkyl (*e.g.*,  $CH_2O$ -alkyl);

each of  $R'$  and  $R''$  is independently selected from hydrogen and  $C_1$ - $C_6$  (*e.g.*,  $C_1$ - $C_3$ ) unsubstituted and substituted alkyl and  $R'$  and  $R''$  may together form a 3- to 7-membered (*e.g.*, 3- or 4-membered) ring; and

$n$  is 1 or 2,

or a pharmaceutically acceptable form or an isotope derivative thereof.

[0012] In another aspect, the invention generally relates to a compound having the structural formula (VII):



wherein

$R^1$  is selected from hydrogen,  $C_1$ - $C_6$  (e.g.,  $C_1$ - $C_3$ ) unsubstituted or substituted alkyl,  $OR'$ ,  $COOR'$  and  $CONR'R''$ ;

each  $R^3$  is independently selected from hydrogen,  $C_1$ - $C_6$  (e.g.,  $C_1$ - $C_3$ ) unsubstituted or substituted alkyl,  $OR'$ ,  $COOR'$  and  $CONR'R''$ ;

$R^4$  is a group selected from hydrogen (e.g., F, Cl), halogen, CN,  $C_1$ - $C_6$  (e.g.,  $C_1$ - $C_3$ ) unsubstituted or substituted alkyl,  $OR'$ , and  $NHR'$ ;

$R^5$  is  $R^x$  or  $NR^xR^y$ , wherein each of  $R^x$  and  $R^y$  is independently selected from H, alkyl (e.g.,  $C_1$ - $C_6$  alkyl), cycloalkyl (e.g.,  $C_3$ - $C_{10}$  cycloalkyl), heterocycloalkyl (e.g.,  $C_2$ - $C_9$  heterocycloalkyl), aryl (e.g.,  $C_4$ - $C_{10}$  aryl), heteroaryl (e.g.,  $C_3$ - $C_9$  heteroaryl) and  $R^x$  and  $R^y$  may together form a 3- to 7-membered (e.g., 3- or 4-membered) ring, and each of  $R^x$  and  $R^y$  is optionally substituted with one or more of halogen (e.g., F, Cl), CN,  $OR'$ ,  $NR'R''$ , alkyl (e.g.,  $C_1$ - $C_6$  alkyl), haloalkyl (e.g.,  $CHF_2$ ,  $CF_3$ ), cyanoalkyl (e.g.,  $CH_2CN$ ), hydroxyalkyl (e.g.,  $CH_2OH$ ) and alkoxyalkyl (e.g.,  $CH_2O$ -alkyl); *provided that* when  $R^5$  is  $R^x$ ,  $R^x$  is not H (i.e.,  $R^5$  is not H);

each  $R_L$  is independently  $(CH_2)_m$  and  $m$  is independently 0, 1, 2 or 3, wherein when  $m$  is 0, the respective bridge is absent;

each  $R'$  and  $R''$  is independently selected from hydrogen and  $C_1$ - $C_6$  (e.g.,  $C_1$ - $C_3$ ) unsubstituted and substituted alkyl and  $R'$  and  $R''$  may together form a 3- to 7-membered (e.g., 3- or 4-membered) ring; and

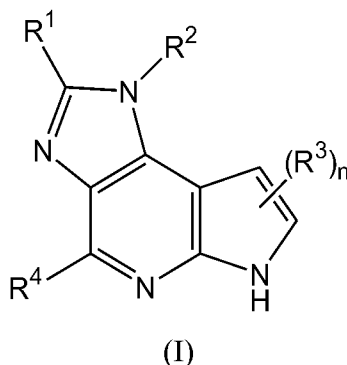
$n$  is 1 or 2,

or a pharmaceutically acceptable form or an isotope derivative thereof.

[0013] In yet another aspect, the invention generally relates to a pharmaceutical composition comprising a compound according to the herein disclosed invention, effective to treat or reduce

one or more diseases or disorders, in a mammal, including a human, and a pharmaceutically acceptable excipient, carrier, or diluent.

[0014] In yet another aspect, the invention generally relates to a pharmaceutical composition comprising a compound having the structural formula (I):



wherein

$R^1$  is selected from hydrogen,  $C_1$ - $C_6$  unsubstituted or substituted alkyl,  $OR'$ ,  $COOR'$  and  $CONR'R''$ ;

$R^2$  is selected from  $C_3$ - $C_{10}$  cycloalkyl, bicycloalkyl, spirocyclic or bridgedcycloalkyl, substituted with  $NR'C(=O)R^x$ ,  $NR'C(=O)OR^x$ ,  $NR'C(=O)NR^xR^y$ ,  $C(=O)NR^xR^y$ ,  $NR'SO_2R^x$ ,  $NR'SO_2NR^xR^y$ ,  $CR'R''SO_2R^x$  or  $CR'R''SO_2NR^xR^y$ ;

each  $R^3$  is independently selected from hydrogen,  $C_1$ - $C_6$  unsubstituted or substituted alkyl,  $OR'$ ,  $COOR'$  and  $CONR'R''$ ;

$R^4$  is a group selected from hydrogen, halogen, CN,  $C_1$ - $C_6$  unsubstituted or substituted alkyl,  $OR'$ , and  $NHR'$ ;

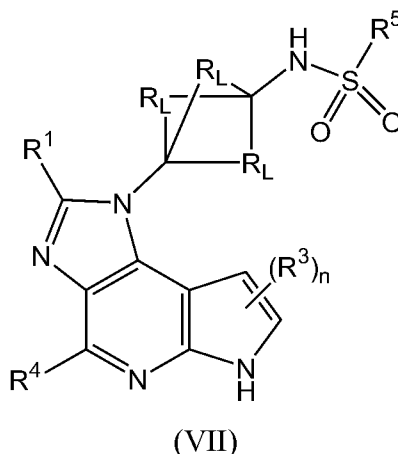
each of  $R^x$  and  $R^y$  is independently selected from H, alkyl, cycloalkyl, heterocycloalkyl, aryl, heteroaryl and  $R^x$  and  $R^y$  may together form a 3- to 7-membered ring, and each of  $R^x$  and  $R^y$  is optionally substituted with one or more of halogen, CN,  $OR'$ ,  $NR'R''$ , alkyl, haloalkyl, cyanoalkyl, hydroxyalkyl and alkoxyalkyl;

each of  $R'$  and  $R''$  is independently selected from hydrogen and  $C_1$ - $C_6$  unsubstituted and substituted alkyl and  $R'$  and  $R''$  may together form a 3- to 7-membered ring; and

$n$  is 1 or 2,

or a pharmaceutically acceptable form or an isotope derivative thereof, and a pharmaceutically acceptable excipient, carrier, or diluent.

[0015] In yet another aspect, the invention generally relates to a pharmaceutical composition comprising a compound having the structural formula (VII):



wherein

$R^1$  is selected from hydrogen,  $C_1$ - $C_6$  unsubstituted or substituted alkyl,  $OR'$ ,  $COOR'$  and  $CONR'R''$ ;

each  $R^3$  is independently selected from hydrogen,  $C_1$ - $C_6$  unsubstituted or substituted alkyl,  $OR'$ ,  $COOR'$  and  $CONR'R''$ ;

$R^4$  is a group selected from hydrogen, halogen, CN,  $C_1$ - $C_6$  unsubstituted or substituted alkyl,  $OR'$ , and  $NHR'$ ;

$R^5$  is  $R^x$  or  $NR^xR^y$ , wherein each of  $R^x$  and  $R^y$  is independently selected from H, alkyl, cycloalkyl, heterocycloalkyl, aryl, heteroaryl and  $R^x$  and  $R^y$  may together form a 3- to 7-membered ring, and each of  $R^x$  and  $R^y$  is optionally substituted with one or more of halogen, CN,  $OR'$ ,  $NR'R''$ , alkyl, haloalkyl, cyanoalkyl, hydroxyalkyl and alkoxyalkyl; *provided that* when  $R^5$  is  $R^x$ ,  $R^x$  is not H;

each  $R_L$  is independently  $(CH_2)_m$  and  $m$  is independently 0, 1, 2 or 3, wherein when  $m$  is 0, the respective bridge is absent;

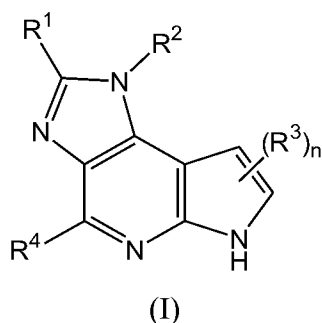
each  $R'$  and  $R''$  is independently selected from hydrogen and  $C_1$ - $C_6$  unsubstituted and substituted alkyl and  $R'$  and  $R''$  may together form a 3- to 7-membered ring; and

$n$  is 1 or 2,

or a pharmaceutically acceptable form or an isotope derivative thereof, and a pharmaceutically acceptable excipient, carrier, or diluent.



[0016] In yet another aspect, the invention generally relates to a method for treating or reducing a disease or disorder, comprising: administering to a subject in need thereof a pharmaceutical composition comprising a compound having the structural formula (I):



wherein

$R^1$  is selected from hydrogen,  $C_1$ - $C_6$  unsubstituted or substituted alkyl,  $OR'$ ,  $COOR'$  and  $CONR'R''$ ;

$R^2$  is selected from  $C_3$ - $C_{10}$  cycloalkyl, bicycloalkyl, spirocyclic or bridgedcycloalkyl, substituted with  $NR'C(=O)R^x$ ,  $NR'C(=O)OR^x$ ,  $NR'C(=O)NR^xR^y$ ,  $C(=O)NR^xR^y$ ,  $NR'SO_2R^x$ ,  $NR'SO_2NR^xR^y$ ,  $CR'R''SO_2R^x$  or  $CR'R''SO_2NR^xR^y$ ;

each  $R^3$  is independently selected from hydrogen,  $C_1$ - $C_6$  unsubstituted or substituted alkyl,  $OR'$ ,  $COOR'$  and  $CONR'R''$ ;

$R^4$  is a group selected from hydrogen, halogen, CN,  $C_1$ - $C_6$  unsubstituted or substituted alkyl,  $OR'$ , and  $NHR'$ ;

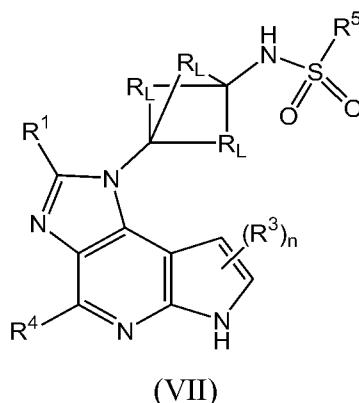
each of  $R^x$  and  $R^y$  is independently selected from H, alkyl, cycloalkyl, heterocycloalkyl, aryl, heteroaryl and  $R^x$  and  $R^y$  may together form a 3- to 7-membered ring, and each of  $R^x$  and  $R^y$  is optionally substituted with one or more of halogen, CN,  $OR'$ ,  $NR'R''$ , alkyl, haloalkyl, cyanoalkyl, hydroxyalkyl and alkoxyalkyl;

each of  $R'$  and  $R''$  is independently selected from hydrogen and  $C_1$ - $C_6$  unsubstituted and substituted alkyl and  $R'$  and  $R''$  may together form a 3- to 7-membered ring; and

$n$  is 1 or 2,

or a pharmaceutically acceptable form or an isotope derivative thereof, effective to treat or reduce one or more of inflammatory diseases, immune-mediated diseases and cancer, or a related disease or disorder, in a mammal, including a human.

[0017] In yet another aspect, the invention generally relates to a method for treating or reducing a disease or disorder, comprising: administering to a subject in need thereof a pharmaceutical composition comprising a compound having the structural formula (VII):



wherein

$R^1$  is selected from hydrogen,  $C_1$ - $C_6$  unsubstituted or substituted alkyl,  $OR'$ ,  $COOR'$  and  $CONR'R''$ ;

each  $R^3$  is independently selected from hydrogen,  $C_1$ - $C_6$  unsubstituted or substituted alkyl,  $OR'$ ,  $COOR'$  and  $CONR'R''$ ;

$R^4$  is a group selected from hydrogen, halogen, CN,  $C_1$ - $C_6$  unsubstituted or substituted alkyl,  $OR'$ , and  $NHR'$ ;

$R^5$  is  $R^x$  or  $NR^xR^y$ , wherein each of  $R^x$  and  $R^y$  is independently selected from H, alkyl, cycloalkyl, heterocycloalkyl, aryl, heteroaryl and  $R^x$  and  $R^y$  may together form a 3- to 7-membered ring, and each of  $R^x$  and  $R^y$  is optionally substituted with one or more of halogen, CN,  $OR'$ ,  $NR'R''$ , alkyl, haloalkyl, cyanoalkyl, hydroxyalkyl and alkoxyalkyl; *provided that* when  $R^5$  is  $R^x$ ,  $R^x$  is not H;

each  $R_L$  is independently  $(CH_2)_m$  and  $m$  is independently 0, 1, 2 or 3, wherein when  $m$  is 0, the respective bridge is absent;

each  $R'$  and  $R''$  is independently selected from hydrogen and  $C_1$ - $C_6$  unsubstituted and substituted alkyl and  $R'$  and  $R''$  may together form a 3- to 7-membered ring; and

$n$  is 1 or 2,

or a pharmaceutically acceptable form or an isotope derivative thereof, and a pharmaceutically acceptable excipient, carrier, or diluent, effective to treat or reduce one or more of inflammatory diseases, immune-mediated diseases and cancer, or a related disease or disorder, in a mammal,

including a human.

[0018] In yet another aspect, the invention generally relates to a method for treating or reducing a disease or disorder, comprising: administering to a subject in need thereof a pharmaceutical composition comprising a compound disclosed herein, wherein the disease or disorder is one or more of inflammatory diseases, immune-mediated diseases and cancer, or a related disease or disorder.

[0019] In yet another aspect, the invention generally relates to use of a compound disclosed herein and a pharmaceutically acceptable excipient, carrier, or diluent, in preparation of a medicament for treating a disease or disorder.

### Definitions

[0020] Unless defined otherwise, all technical and scientific terms used herein have the same meaning as commonly understood by one of ordinary skill in the art to which this invention belongs. General principles of organic chemistry, as well as specific functional moieties and reactivity, are described in "Organic Chemistry", Thomas Sorrell, University Science Books, Sausalito: 2006.

[0021] Certain compounds of the present invention may exist in particular geometric or stereoisomeric forms. The present invention contemplates all such compounds, including *cis*- and *trans*-isomers, atropisomers, *R*- and *S*-enantiomers, diastereomers, (D)-isomers, (L)-isomers, the racemic mixtures thereof, and other mixtures thereof, as falling within the scope of the invention. Additional asymmetric carbon atoms may be present in a substituent such as an alkyl group. All such isomers, as well as mixtures thereof, are intended to be included in this invention.

[0022] Isomeric mixtures containing any of a variety of isomer ratios may be utilized in accordance with the present invention. For example, where only two isomers are combined, mixtures containing 50:50, 60:40, 70:30, 80:20, 90:10, 95:5, 96:4, 97:3, 98:2, 99:1, or 100:0 isomer ratios are contemplated by the present invention. Those of ordinary skill in the art will readily appreciate that analogous ratios are contemplated for more complex isomer mixtures.

[0023] If, for instance, a particular enantiomer of a compound of the present invention is desired, it may be prepared by asymmetric synthesis, or by derivation with a chiral auxiliary, where the resulting diastereomeric mixture is separated and the auxiliary group cleaved to

provide the pure desired enantiomers. Alternatively, where the molecule contains a basic functional group, such as amino, or an acidic functional group, such as carboxyl, diastereomeric salts are formed with an appropriate optically-active acid or base, followed by resolution of the diastereomers thus formed by fractional crystallization or chromatographic methods well known in the art, and subsequent recovery of the pure enantiomers.

[0024] Solvates and polymorphs of the compounds of the invention are also contemplated herein. Solvates of the compounds of the present invention include, for example, hydrates.

[0025] Definitions of specific functional groups and chemical terms are described in more detail below. When a range of values is listed, it is intended to encompass each value and sub-range within the range. For example, "C<sub>1-6</sub> alkyl" is intended to encompass, C<sub>1</sub>, C<sub>2</sub>, C<sub>3</sub>, C<sub>4</sub>, C<sub>5</sub>, C<sub>6</sub>, C<sub>1-6</sub>, C<sub>1-5</sub>, C<sub>1-4</sub>, C<sub>1-3</sub>, C<sub>1-2</sub>, C<sub>2-6</sub>, C<sub>2-5</sub>, C<sub>2-4</sub>, C<sub>2-3</sub>, C<sub>3-6</sub>, C<sub>3-5</sub>, C<sub>3-4</sub>, C<sub>4-6</sub>, C<sub>4-5</sub>, and C<sub>5-6</sub> alkyl.

[0026] Where substituent groups are specified by their conventional chemical formulae, written from left to right, they equally encompass the chemically identical substituents that would result from writing the structure from right to left, *e.g.*, -C(=O)-O- is equivalent to -O-C(=O)-.

[0027] Structures of compounds of the invention are limited by principles of chemical bonding known to those skilled in the art. Accordingly, where a group may be substituted by one or more of a number of substituents, such substitutions are selected so as to comply with principles of chemical bonding and to give compounds that are not inherently unstable and/or would be known to one of ordinary skill in the art as likely to be unstable under ambient conditions (*e.g.*, aqueous, neutral, and several known physiological conditions).

[0028] As used herein, the term "alkyl" refers to a straight or branched hydrocarbon chain radical consisting solely of carbon and hydrogen atoms, containing no unsaturation, having from one to ten carbon atoms (*e.g.*, C<sub>1-10</sub> alkyl). Whenever it appears herein, a numerical range such as "1 to 10" refers to each integer in the given range; *e.g.*, "1 to 10 carbon atoms" means that the alkyl group can consist of 1 carbon atom, 2 carbon atoms, 3 carbon atoms, *etc.*, up to and including 10 carbon atoms, although the present definition also covers the occurrence of the term "alkyl" where no numerical range is designated. In some embodiments, "alkyl" can be a C<sub>1-6</sub> alkyl group. In some embodiments, alkyl groups have 1 to 10, 1 to 8, 1 to 6, or 1 to 3 carbon atoms. Representative saturated straight chain alkyls include, but are not limited to, -methyl, -ethyl, -n-propyl, -n-butyl, -n-pentyl, and -n-hexyl; while saturated branched alkyls include, but

are not limited to, -isopropyl, -sec-butyl, -isobutyl, -tert-butyl, -isopentyl, 2-methylbutyl, 3-methylbutyl, 2-methylpentyl, 3-methylpentyl, 4-methylpentyl, 2-methylhexyl, 3-methylhexyl, 4-methylhexyl, 5-methylhexyl, 2,3-dimethylbutyl, and the like. The alkyl is attached to the parent molecule by a single bond. Unless stated otherwise in the specification, an alkyl group is optionally substituted by one or more of substituents which independently include: acyl, alkyl, alkenyl, alkynyl, alkoxy, alkylaryl, cycloalkyl, aralkyl, aryl, aryloxy, amino, amido, amidino, imino, azide, carbonate, carbamate, carbonyl, heteroalkyl, heteroaryl, heteroarylalkyl, heterocycloalkyl, hydroxy, cyano, halo, haloalkoxy, haloalkyl, ester, ether, mercapto, thio, alkylthio, arylthio, thiocarbonyl, nitro, oxo, phosphate, phosphonate, phosphinate, silyl, sulfinyl, sulfonyl, sulfonamidyl, sulfoxyl, sulfonate, urea,  $-\text{Si}(\text{R}^a)_3$ ,  $-\text{OR}^a$ ,  $-\text{SR}^a$ ,  $-\text{OC}(\text{O})-\text{R}^a$ ,  $-\text{N}(\text{R}^a)_2$ ,  $-\text{C}(\text{O})\text{R}^a$ ,  $-\text{C}(\text{O})\text{OR}^a$ ,  $-\text{OC}(\text{O})\text{N}(\text{R}^a)_2$ ,  $-\text{C}(\text{O})\text{N}(\text{R}^a)_2$ ,  $-\text{N}(\text{R}^a)\text{C}(\text{O})\text{OR}^a$ ,  $-\text{N}(\text{R}^a)\text{C}(\text{O})\text{R}^a$ ,  $-\text{N}(\text{R}^a)\text{C}(\text{O})\text{N}(\text{R}^a)_2$ ,  $-\text{N}(\text{R}^a)\text{C}(\text{NR}^a)\text{N}(\text{R}^a)_2$ ,  $-\text{N}(\text{R}^a)\text{S}(\text{O})_t\text{N}(\text{R}^a)_2$  (where t is 1 or 2),  $-\text{P}(=\text{O})(\text{R}^a)(\text{R}^a)$ , or  $-\text{O}-\text{P}(=\text{O})(\text{OR}^a)_2$  where each  $\text{R}^a$  is independently hydrogen, alkyl, haloalkyl, carbocyclyl, carbocyclylalkyl, aryl, aralkyl, heterocycloalkyl, heterocycloalkylalkyl, heteroaryl or heteroarylalkyl, and each of these moieties can be optionally substituted as defined herein. In a non-limiting embodiment, a substituted alkyl can be selected from fluoromethyl, difluoromethyl, trifluoromethyl, 2-fluoroethyl, 3-fluoropropyl, hydroxymethyl, 2-hydroxyethyl, 3-hydroxypropyl, benzyl, and phenethyl.

[0029] As used herein, the term "alkoxy" refers to the group  $-\text{O}-\text{alkyl}$ , including from 1 to 10 carbon atoms ( $\text{C}_{1-10}$ ) of a straight, branched, saturated cyclic configuration and combinations thereof, attached to the parent molecular structure through an oxygen. Examples include methoxy, ethoxy, propoxy, isopropoxy, butoxy, t-butoxy, pentoxy, cyclopropyloxy, cyclohexyloxy and the like. "Lower alkoxy" refers to alkoxy groups containing one to six carbons. In some embodiments,  $\text{C}_{1-3}$  alkoxy is an alkoxy group that encompasses both straight and branched chain alkyls of from 1 to 3 carbon atoms. Unless stated otherwise in the specification, an alkoxy group can be optionally substituted by one or more substituents which independently include: acyl, alkyl, alkenyl, alkynyl, alkoxy, alkylaryl, cycloalkyl, aralkyl, aryl, aryloxy, amino, amido, amidino, imino, azide, carbonate, carbamate, carbonyl, heteroalkyl, heteroaryl, heteroarylalkyl, heterocycloalkyl, hydroxy, cyano, halo, haloalkoxy, haloalkyl, ester, ether, mercapto, thio, alkylthio, arylthio, thiocarbonyl, nitro, oxo, phosphate, phosphonate, phosphinate, silyl, sulfinyl, sulfonyl, sulfonamidyl, sulfoxyl, sulfonate, urea,  $-\text{Si}(\text{R}^a)_3$ ,  $-\text{OR}^a$ , -

SR<sup>a</sup>, -OC(O)-R<sup>a</sup>, -N(R<sup>a</sup>)<sub>2</sub>, -C(O)R<sub>a</sub>, -C(O)OR<sup>a</sup>, -OC(O)N(R<sup>a</sup>)<sub>2</sub>, -C(O)N(R<sup>a</sup>)<sub>2</sub>, -N(R<sup>a</sup>)C(O)OR<sup>a</sup>, -N(R<sup>a</sup>)C(O)R<sup>a</sup>, -N(R<sup>a</sup>)C(O)N(R<sup>a</sup>)<sub>2</sub>, -N(R<sup>a</sup>)C(NR<sup>a</sup>)N(R<sup>a</sup>)<sub>2</sub>, -N(R<sup>a</sup>)S(O)<sub>t</sub>N(R<sup>a</sup>)<sub>2</sub> (where t is 1 or 2), -P(=O)(R<sup>a</sup>)(R<sup>a</sup>), or -O-P(=O)(OR<sup>a</sup>)<sub>2</sub> where each R<sup>a</sup> is independently hydrogen, alkyl, haloalkyl, carbocyclyl, carbocyclalkyl, aryl, aralkyl, heterocycloalkyl, heterocycloalkylalkyl, heteroaryl or heteroarylalkyl, and each of these moieties can be optionally substituted as defined herein.

[0030] As used herein, the terms “aromatic” or “aryl” refer to a radical with 6 to 14 ring atoms (*e.g.*, C<sub>6-14</sub> aromatic or C<sub>6-14</sub> aryl) that has at least one ring having a conjugated pi electron system which is carbocyclic (*e.g.*, phenyl, fluorenyl, and naphthyl). In some embodiments, the aryl is a C<sub>6-10</sub> aryl group. For example, bivalent radicals formed from substituted benzene derivatives and having the free valences at ring atoms are named as substituted phenylene radicals. In other embodiments, bivalent radicals derived from univalent polycyclic hydrocarbon radicals whose names end in “-yl” by removal of one hydrogen atom from the carbon atom with the free valence are named by adding “-idene” to the name of the corresponding univalent radical, *e.g.*, a naphthyl group with two points of attachment is termed naphthylidene. Whenever it appears herein, a numerical range such as “6 to 14 aryl” refers to each integer in the given range; *e.g.*, “6 to 14 ring atoms” means that the aryl group can consist of 6 ring atoms, 7 ring atoms, *etc.*, up to and including 14 ring atoms. The term includes monocyclic or fused-ring polycyclic (*i.e.*, rings which share adjacent pairs of ring atoms) groups. Polycyclic aryl groups include bicycles, tricycles, tetracycles, and the like. In a multi-ring group, only one ring is required to be aromatic, so groups such as indanyl are encompassed by the aryl definition. Non-limiting examples of aryl groups include phenyl, phenalenyl, naphthalenyl, tetrahydronaphthyl, phenanthrenyl, anthracenyl, fluorenyl, indolyl, indanyl, and the like. Unless stated otherwise in the specification, an aryl moiety can be optionally substituted by one or more substituents which independently include: acyl, alkyl, alkenyl, alkynyl, alkoxy, alkylaryl, cycloalkyl, aralkyl, aryl, aryloxy, amino, amido, amidino, imino, azide, carbonate, carbamate, carbonyl, heteroalkyl, heteroaryl, heteroarylalkyl, heterocycloalkyl, hydroxy, cyano, halo, haloalkoxy, haloalkyl, ester, ether, mercapto, thio, alkylthio, arylthio, thiocarbonyl, nitro, oxo, phosphate, phosphonate, phosphinate, silyl, sulfinyl, sulfonyl, sulfonamidyl, sulfoxyl, sulfonate, urea, -Si(R<sup>a</sup>)<sub>3</sub>, -OR<sup>a</sup>, -SR<sup>a</sup>, -OC(O)-R<sup>a</sup>, -N(R<sup>a</sup>)<sub>2</sub>, -C(O)R<sub>a</sub>, -C(O)OR<sup>a</sup>, -OC(O)N(R<sup>a</sup>)<sub>2</sub>, -C(O)N(R<sup>a</sup>)<sub>2</sub>, -N(R<sup>a</sup>)C(O)OR<sup>a</sup>, -N(R<sup>a</sup>)C(O)R<sup>a</sup>, -N(R<sup>a</sup>)C(O)N(R<sup>a</sup>)<sub>2</sub>, -N(R<sup>a</sup>)C(NR<sup>a</sup>)N(R<sup>a</sup>)<sub>2</sub>, -N(R<sup>a</sup>)S(O)<sub>t</sub>N(R<sup>a</sup>)<sub>2</sub> (where t is 1 or 2), -P(=O)(R<sup>a</sup>)(R<sup>a</sup>), or -O-P(=O)(OR<sup>a</sup>)<sub>2</sub> where each R<sup>a</sup> is independently hydrogen, alkyl, haloalkyl,

carbocyclyl, carbocyclylalkyl, aryl, aralkyl, heterocycloalkyl, heterocycloalkylalkyl, heteroaryl or heteroarylalkyl, and each of these moieties can be optionally substituted as defined herein.

[0031] As used herein, the terms “cycloalkyl” and “carbocyclyl” each refers to a monocyclic or polycyclic radical that contains only carbon and hydrogen, and can be saturated or partially unsaturated. Partially unsaturated cycloalkyl groups can be termed "cycloalkenyl" if the carbocycle contains at least one double bond, or "cycloalkynyl" if the carbocycle contains at least one triple bond. Cycloalkyl groups include groups having from 3 to 13 ring atoms (i.e., C<sub>3-13</sub> cycloalkyl). Whenever it appears herein, a numerical range such as "3 to 10" refers to each integer in the given range; e.g., "3 to 13 carbon atoms" means that the cycloalkyl group can consist of 3 carbon atoms, 4 carbon atoms, 5 carbon atoms, *etc.*, up to and including 13 carbon atoms. The term "cycloalkyl" also includes bridged and spiro-fused cyclic structures containing no heteroatoms. The term also includes monocyclic or fused-ring polycyclic (i.e., rings which share adjacent pairs of ring atoms) groups. Polycyclic aryl groups include bicycles, tricycles, tetracycles, and the like. In some embodiments, “cycloalkyl” can be a C<sub>3-8</sub> cycloalkyl radical. In some embodiments, “cycloalkyl” can be a C<sub>3-5</sub> cycloalkyl radical. Illustrative examples of cycloalkyl groups include, but are not limited to the following moieties: C<sub>3-6</sub> carbocyclyl groups include, without limitation, cyclopropyl (C<sub>3</sub>), cyclobutyl (C<sub>4</sub>), cyclopentyl (C<sub>5</sub>), cyclopentenyl (C<sub>5</sub>), cyclohexyl (C<sub>6</sub>), cyclohexenyl (C<sub>6</sub>), cyclohexadienyl (C<sub>6</sub>) and the like. Examples of C<sub>3-7</sub> carbocyclyl groups include norbornyl (C<sub>7</sub>). Examples of C<sub>3-8</sub> carbocyclyl groups include the aforementioned C<sub>3-7</sub> carbocyclyl groups as well as cycloheptyl (C<sub>7</sub>), cycloheptadienyl (C<sub>7</sub>), cycloheptatrienyl (C<sub>7</sub>), cyclooctyl (C<sub>8</sub>), bicyclo[2.2.1]heptanyl, bicyclo[2.2.2]octanyl, and the like. Examples of C<sub>3-13</sub> carbocyclyl groups include the aforementioned C<sub>3-8</sub> carbocyclyl groups as well as octahydro-1H indenyl, decahydronaphthalenyl, spiro[4.5]decanyl and the like. Unless stated otherwise in the specification, a cycloalkyl group can be optionally substituted by one or more substituents which independently include: acyl, alkyl, alkenyl, alkynyl, alkoxy, alkylaryl, cycloalkyl, aralkyl, aryl, aryloxy, amino, amido, amidino, imino, azide, carbonate, carbamate, carbonyl, heteroalkyl, heteroaryl, heteroarylalkyl, heterocycloalkyl, hydroxy, cyano, halo, haloalkoxy, haloalkyl, ester, ether, mercapto, thio, alkylthio, arylthio, thiocarbonyl, nitro, oxo, phosphate, phosphonate, phosphinate, silyl, sulfinyl, sulfonyl, sulfonamidyl, sulfoxyl, sulfonate, urea, -Si(R<sup>a</sup>)<sub>3</sub>, -OR<sup>a</sup>, -SR<sup>a</sup>, -OC(O)-R<sup>a</sup>, -N(R<sup>a</sup>)<sub>2</sub>, -C(O)R<sup>a</sup>, -C(O)OR<sup>a</sup>, -OC(O)N(R<sup>a</sup>)<sub>2</sub>, -C(O)N(R<sup>a</sup>)<sub>2</sub>, -N(R<sup>a</sup>)C(O)OR<sup>a</sup>, -N(R<sup>a</sup>)C(O)R<sup>a</sup>, -N(R<sup>a</sup>)C(O)N(R<sup>a</sup>)<sub>2</sub>, -N(R<sup>a</sup>)C(NR<sup>a</sup>)N(R<sup>a</sup>)<sub>2</sub>, -

$N(R^a)S(O)_tN(R^a)_2$  (where  $t$  is 1 or 2),  $-P(=O)(R^a)(R^a)$ , or  $-O-P(=O)(OR^a)_2$  where each  $R^a$  is independently hydrogen, alkyl, haloalkyl, carbocyclyl, carbocyclalkyl, aryl, aralkyl, heterocycloalkyl, heterocycloalkylalkyl, heteroaryl or heteroarylalkyl, and each of these moieties can be optionally substituted as defined herein. The terms "cycloalkenyl" and "cycloalkynyl" mirror the above description of "cycloalkyl" wherein the prefix "alk" is replaced with "alken" or "alkyn" respectively, and the parent "alkenyl" or "alkynyl" terms are as described herein. For example, a cycloalkenyl group can have 3 to 13 ring atoms, such as 5 to 8 ring atoms. In some embodiments, a cycloalkynyl group can have 5 to 13 ring atoms.

[0032] As used herein, the term "halogen" refers to fluorine (F), chlorine (Cl), bromine (Br), or iodine (I). As used herein, the term "halide" or "halo", means fluoro, chloro, bromo or iodo. The terms "haloalkyl," "haloalkenyl," "haloalkynyl" and "haloalkoxy" include alkyl, alkenyl, alkynyl and alkoxy structures that are substituted with one or more halo groups or with combinations thereof. For example, the terms "fluoroalkyl" and "fluoroalkoxy" include haloalkyl and haloalkoxy groups, respectively, in which the halo is fluorine, such as, but not limited to, trifluoromethyl, difluoromethyl, 2,2,2-trifluoroethyl, 1-fluoromethyl-2-fluoroethyl, and the like. Each of the alkyl, alkenyl, alkynyl and alkoxy groups are as defined herein and can be optionally further substituted as defined herein.

[0033] As used herein, the term "heteroatom" refers to oxygen (O), nitrogen (N), sulfur (S), and phosphorus (P).

[0034] As used herein, the term "heteroalkyl" refers to an alkyl radical, which have one or more skeletal chain atoms selected from an atom other than carbon, *e.g.*, oxygen, nitrogen, sulfur, phosphorus or combinations thereof. A numerical range can be given, *e.g.*, C<sub>1-4</sub> heteroalkyl, which refers to the chain length in total, which in this example is 4 atoms long. For example, a  $-CH_2OCH_2CH_3$  radical is referred to as a "C<sub>4</sub>" heteroalkyl, which includes the heteroatom center in the atom chain length description. Connection to the parent molecular structure can be through either a heteroatom or a carbon in the heteroalkyl chain. For example, an N-containing heteroalkyl moiety refers to a group in which at least one of the skeletal atoms is a nitrogen atom. One or more heteroatom(s) in the heteroalkyl radical can be optionally oxidized. One or more nitrogen atoms, if present, can also be optionally quaternized. For example, heteroalkyl also includes skeletal chains substituted with one or more nitrogen oxide (-O-) substituents. Exemplary heteroalkyl groups include, without limitation, ethers such as



methoxyethanyl (-CH<sub>2</sub>CH<sub>2</sub>OCH<sub>3</sub>), ethoxymethanyl (-CH<sub>2</sub>OCH<sub>2</sub>CH<sub>3</sub>), (methoxymethoxy)ethanyl (-CH<sub>2</sub>CH<sub>2</sub>OCH<sub>2</sub>OCH<sub>3</sub>), (methoxymethoxy) methanyl (-CH<sub>2</sub>OCH<sub>2</sub>OCH<sub>3</sub>) and (methoxyethoxy)methanyl (-CH<sub>2</sub>OCH<sub>2</sub>CH<sub>2</sub>OCH<sub>3</sub>) and the like; amines such as (-CH<sub>2</sub>CH<sub>2</sub>NHCH<sub>3</sub>, -CH<sub>2</sub>CH<sub>2</sub>N(CH<sub>3</sub>)<sub>2</sub>, -CH<sub>2</sub>NHCH<sub>2</sub>CH<sub>3</sub>, -CH<sub>2</sub>N(CH<sub>2</sub>CH<sub>3</sub>)(CH<sub>3</sub>)) and the like.

[0035] As used herein, the term "heteroaryl" or, alternatively, "heteroaromatic" refers to a radical of a 5-18 membered monocyclic or polycyclic (*e.g.*, bicyclic, tricyclic, tetracyclic and the like) aromatic ring system (*e.g.*, having 6, 10 or 14  $\pi$  electrons shared in a cyclic array) having ring carbon atoms and 1-6 ring heteroatoms provided in the aromatic ring system, wherein each heteroatom is independently selected from nitrogen, oxygen, phosphorous and sulfur ("5-18 membered heteroaryl"). Heteroaryl polycyclic ring systems can include one or more heteroatoms in one or both rings. Whenever it appears herein, a numerical range such as "5 to 18" refers to each integer in the given range; *e.g.*, "5 to 18 ring atoms" means that the heteroaryl group can consist of 5 ring atoms, 6 ring atoms, *etc.*, up to and including 18 ring atoms. In some instances, a heteroaryl can have 5 to 14 ring atoms. In some embodiments, the heteroaryl has, for example, bivalent radicals derived from univalent heteroaryl radicals whose names end in "-yl" by removal of one hydrogen atom from the atom with the free valence are named by adding "-ene" to the name of the corresponding univalent radical, *e.g.*, a pyridyl group with two points of attachment is a pyridylene.

[0036] For example, an N-containing "heteroaromatic" or "heteroaryl" moiety refers to an aromatic group in which at least one of the skeletal atoms of the ring is a nitrogen atom. One or more heteroatom(s) in the heteroaryl radical can be optionally oxidized. One or more nitrogen atoms, if present, can also be optionally quaternized. Heteroaryl also includes ring systems substituted with one or more nitrogen oxide (-O-) substituents, such as pyridinyl N-oxides. The heteroaryl is attached to the parent molecular structure through any atom of the ring(s).

[0037] "Heteroaryl" also includes ring systems wherein the heteroaryl ring, as defined above, is fused with one or more aryl groups wherein the point of attachment to the parent molecular structure is either on the aryl or on the heteroaryl ring, or wherein the heteroaryl ring, as defined above, is fused with one or more cycloalkyl or heterocycyl groups wherein the point of attachment to the parent molecular structure is on the heteroaryl ring. For polycyclic heteroaryl groups wherein one ring does not contain a heteroatom (*e.g.*, indolyl, quinoliny, carbazolyl and the like), the point of attachment to the parent molecular structure can be on either ring, *i.e.*,

either the ring bearing a heteroatom (*e.g.*, 2-indolyl) or the ring that does not contain a heteroatom (*e.g.*, 5-indolyl). In some embodiments, a heteroaryl group is a 5-10 membered aromatic ring system having ring carbon atoms and 1-4 ring heteroatoms provided in the aromatic ring system, wherein each heteroatom is independently selected from nitrogen, oxygen, phosphorous, and sulfur ("5-10 membered heteroaryl"). In some embodiments, a heteroaryl group is a 5-8 membered aromatic ring system having ring carbon atoms and 1-4 ring heteroatoms provided in the aromatic ring system, wherein each heteroatom is independently selected from nitrogen, oxygen, phosphorous, and sulfur ("5-8 membered heteroaryl"). In some embodiments, a heteroaryl group is a 5-6 membered aromatic ring system having ring carbon atoms and 1-4 ring heteroatoms provided in the aromatic ring system, wherein each heteroatom is independently selected from nitrogen, oxygen, phosphorous, and sulfur ("5-6 membered heteroaryl"). In some embodiments, the 5-6 membered heteroaryl has 1-3 ring heteroatoms selected from nitrogen, oxygen, phosphorous, and sulfur. In some embodiments, the 5-6 membered heteroaryl has 1-2 ring heteroatoms selected from nitrogen, oxygen, phosphorous, and sulfur. In some embodiments, the 5-6 membered heteroaryl has 1 ring heteroatom selected from nitrogen, oxygen, phosphorous, and sulfur.

[0038] Examples of heteroaryls include, but are not limited to, azepinyl, acridinyl, benzimidazolyl, benzindolyl, 1,3-benzodioxolyl, benzofuranyl, benzoaxazolyl, benzo[d]thiazolyl, benzothiadiazolyl, benzo[b][1,4]dioxepinyl, benzo[b][1,4]oxazinyl, 1,4-benzodioxanyl, benzonaphthofuranyl, benzoxazolyl, benzodioxolyl, benzodioxinyl, benzoxazolyl, benzopyranyl, benzopyranonyl, benzofuranyl, benzopyranonyl, benzofurazanyl, benzothiazolyl, benzothieryl (benzothiophenyl), benzothieno[3,2-d]pyrimidinyl, benzotriazolyl, benzo[4,6]imidazo[1,2-a]pyridinyl, carbazolyl, cinnolinyl, cyclopenta[d]pyrimidinyl, 6,7-dihydro-5H-cyclopenta[4,5]thieno[2,3-d]pyrimidinyl, 5,6-dihydrobenzo[h]quinazoliny, 5,6-dihydrobenzo[h]cinnolinyl, 6,7-dihydro-5H benzo[6,7]cyclohepta[1,2-c]pyridazinyl, dibenzofuranyl, dibenzothiophenyl, furanyl, furazanyl, furanonyl, furo[3,2-c]pyridinyl, 5,6,7,8,9,10-hexahydrocycloocta[d]pyrimidinyl, 5,6,7,8,9,10-hexahydrocycloocta[d]pyridazinyl, 5,6,7,8,9,10-hexahydrocycloocta[d]pyridinyl, isothiazolyl, imidazolyl, indazolyl, indolyl, indazolyl, isoindolyl, indolinyl, isoindolinyl, isoquinolyl, indoliziny, isoxazolyl, 5,8-methano-5,6,7,8-tetrahydroquinazoliny, naphthyridinyl, 1,6-naphthyridinonyl, oxadiazolyl, 2-oxoazepinyl, oxazolyl, oxiranyl, 5,6,6a,7,8,9,10,10a-octahydrobenzo[h]quinazoliny, 1-phenyl-

IH-pyrrolyl, phenaziny, phenothiaziny, phenoxaziny, phthalaziny, pteridiny, puriny, pyranly, pyrroly, pyrazoly, pyrazolo[3,4-d]pyrimidiny, pyridiny, pyrido[3,2-d]pyrimidiny, pyrido[3,4-d]pyrimidiny, pyraziny, pyrimidiny, pyridaziny, pyrroly, quinazoliny, quinoxaliny, quinoliny, isoquinoliny, tetrahydroquinoliny, 5,6,7,8-tetrahydroquinazoliny, 5,6,7,8-tetrahydrobenzo [4,5 ] thieno [2,3 -d]pyrimidiny, 6,7,8,9-tetrahydro-5H-cyclohepta[4,5]thieno [2,3-d]pyrimidiny, 5,6,7,8-tetrahydropyrido[4,5-c]pyridaziny, thiazoly, thiadiazoly, thiapyranly, triazoly, tetrazoly, triaziny, thieno[2,3-d]pyrimidiny, thieno[3,2-d]pyrimidiny, thieno [2,3-c]pridiny, and thiophenyl (*i.e.*, thienyl). Unless stated otherwise in the specification, a heteroaryl moiety can be optionally substituted by one or more substituents which independently include: acyl, alkyl, alkenyl, alkynyl, alkoxy, alkylaryl, cycloalkyl, aralkyl, aryl, aryloxy, amino, amido, amidino, imino, azide, carbonate, carbamate, carbonyl, heteroalkyl, heteroaryl, heteroarylalkyl, heterocycloalkyl, hydroxy, cyano, halo, haloalkoxy, haloalkyl, ester, ether, mercapto, thio, alkylthio, arylthio, thiocarbonyl, nitro, oxo, phosphate, phosphonate, phosphinate, silyl, sulfinyl, sulfonyl, sulfonamidyl, sulfoxyl, sulfonate, urea,  $-\text{Si}(\text{R}^a)_3$ ,  $-\text{OR}^a$ ,  $-\text{SR}^a$ ,  $-\text{OC}(\text{O})-\text{R}^a$ ,  $-\text{N}(\text{R}^a)_2$ ,  $-\text{C}(\text{O})\text{R}^a$ ,  $-\text{C}(\text{O})\text{OR}^a$ ,  $-\text{OC}(\text{O})\text{N}(\text{R}^a)_2$ ,  $-\text{C}(\text{O})\text{N}(\text{R}^a)_2$ ,  $-\text{N}(\text{R}^a)\text{C}(\text{O})\text{OR}^a$ ,  $-\text{N}(\text{R}^a)\text{C}(\text{O})\text{R}^a$ ,  $-\text{N}(\text{R}^a)\text{C}(\text{O})\text{N}(\text{R}^a)_2$ ,  $-\text{N}(\text{R}^a)\text{C}(\text{NR}^a)\text{N}(\text{R}^a)_2$ ,  $-\text{N}(\text{R}^a)\text{S}(\text{O})_t\text{N}(\text{R}^a)_2$  (where  $t$  is 1 or 2),  $-\text{P}(=\text{O})(\text{R}^a)(\text{R}^a)$ , or  $-\text{O}-\text{P}(=\text{O})(\text{OR}^a)_2$  where each  $\text{R}^a$  is independently hydrogen, alkyl, haloalkyl, carbocyclyl, carbocyclylalkyl, aryl, aralkyl, heterocycloalkyl, heterocycloalkylalkyl, heteroaryl or heteroarylalkyl, and each of these moieties can be optionally substituted as defined herein.

[0039] As used herein, the term “administering” refers to oral administration, administration as a suppository, topical contact, intravenous, parenteral, intraperitoneal, intramuscular, intralesional, intrathecal, intracranial, intranasal or subcutaneous administration, or the implantation of a slow-release device, *e.g.*, a mini-osmotic pump, to a subject. Suitable routes of administration for a particular patient will depend on the nature and severity of the disease or condition being treated or the nature of the therapy being used and on the nature of the active compound.

[0040] Administration may be by any suitable route, including parenteral and transmucosal (*e.g.*, buccal, sublingual, palatal, gingival, nasal, vaginal, rectal, or transdermal). Parenteral administration includes, *e.g.*, intravenous, intramuscular, intra-arteriole, intradermal, subcutaneous, intraperitoneal, intraventricular, and intracranial. Other modes of delivery include, but are not limited to, the use of liposomal formulations, intravenous infusion, transdermal

patches, *etc.*

[0041] By "co-administer" it is meant that a composition described herein is administered at the same time, just prior to, or just after the administration of one or more additional therapies.

[0042] The compound of the invention can be administered alone or can be co-administered to the patient. Co-administration is meant to include simultaneous or sequential administration of the compound individually or in combination (more than one compound or agent). Thus, the preparations can also be combined, when desired, with other active substances (*e.g.*, to reduce metabolic degradation).

[0043] The compositions of the present invention can be delivered transdermally, by a topical route, formulated as applicator sticks, solutions, suspensions, emulsions, gels, creams, ointments, pastes, jellies, paints, powders, and aerosols. Oral preparations include tablets, pills, powder, dragees, capsules, liquids, lozenges, cachets, gels, syrups, slurries, suspensions, *etc.*, suitable for ingestion by the patient. Solid form preparations include powders, tablets, pills, capsules, cachets, suppositories, and dispersible granules. Liquid form preparations include solutions, suspensions, and emulsions, gels, for example, water or water/propylene glycol solutions.

[0044] The compositions of the present invention may additionally include components to provide sustained release and/or comfort. Such components include high molecular weight, anionic mucomimetic polymers, gelling polysaccharides and finely-divided drug carrier substrates. These components are discussed in greater detail in U.S. Pat. Nos. 4,911,920; 5,403,841; 5,212,162; and 4,861,760. The entire contents of these patents are incorporated herein by reference in their entirety for all purposes. The compositions of the present invention can also be delivered as microspheres for slow release in the body. For example, microspheres can be administered via intradermal injection of drug-containing microspheres, which slowly release subcutaneously (see Rao, **1995** *J. Biomater Sci. Polym. Ed.* 7:623-645; as biodegradable and injectable gel formulations (see, *e.g.*, Gao **1995** *Pharm. Res.* 12:857-863); or, as microspheres for oral administration (see, *e.g.*, Eyles **1997** *J. Pharm. Pharmacol.* 49:669-674).

[0045] As used herein, the terms "disease," "condition," and "disorder" are used interchangeably herein and refer to a state of being or health status of a patient or subject capable of being treated with a compound, pharmaceutical composition, or method provided herein.

[0046] As used herein, the term "effective amount" of an active agent refers to an amount sufficient to elicit the desired biological response. As will be appreciated by those of ordinary

skill in this art, the effective amount of a compound of the invention may vary depending on such factors as the desired biological endpoint, the pharmacokinetics of the compound, the disease being treated, the mode of administration, and the patient.

[0047] As used herein, the terms “inhibition,” “inhibit” and “inhibiting” and the like in reference to a biological target (*e.g.*, JAKs) inhibitor interaction refers to negatively affecting (*e.g.*, decreasing) the activity or function of the protein relative to the activity or function of the protein in the absence of the inhibitor. In embodiments, inhibition means negatively affecting (*e.g.* decreasing) the concentration or levels of the protein relative to the concentration or level of the protein in the absence of the inhibitor. In embodiments, inhibition refers to reduction of a disease or symptoms of disease. In embodiments, inhibition refers to a reduction in the activity of a particular protein target. Inhibition includes, at least in part, partially or totally blocking stimulation, decreasing, preventing, or delaying activation, or inactivating, desensitizing, or down-regulating signal transduction or enzymatic activity or the amount of a protein. In embodiments, inhibition refers to a reduction of activity of a target protein resulting from a direct interaction (*e.g.*, an inhibitor binds to the target protein). In embodiments, inhibition refers to a reduction of activity of a target protein from an indirect interaction (*e.g.*, an inhibitor binds to a protein that activates the target protein, thereby preventing target protein activation).

[0048] As used herein, the terms “isolated” or “purified” refer to a material that is substantially or essentially free from components that normally accompany it in its native state. Purity and homogeneity are typically determined using analytical chemistry techniques such as polyacrylamide gel electrophoresis or high-performance liquid chromatography.

[0049] As used herein, a “pharmaceutically acceptable form” of a disclosed compound includes, but is not limited to, pharmaceutically acceptable salts, esters, hydrates, solvates, isomers, prodrugs, and isotopically labeled derivatives thereof. In one embodiment, a “pharmaceutically acceptable form” includes, but is not limited to, pharmaceutically acceptable salts, esters, prodrugs and isotopically labeled derivatives thereof. In some embodiments, a “pharmaceutically acceptable form” includes, but is not limited to, pharmaceutically acceptable isomers and stereoisomers, prodrugs and isotopically labeled derivatives thereof.

[0050] In certain embodiments, the pharmaceutically acceptable form is a pharmaceutically acceptable salt. As used herein, the term “pharmaceutically acceptable salt” refers to those salts which are, within the scope of sound medical judgment, suitable for use in contact with the

tissues of subjects without undue toxicity, irritation, allergic response and the like, and are commensurate with a reasonable benefit/risk ratio. Pharmaceutically acceptable salts are well known in the art. For example, Berge et al. describes pharmaceutically acceptable salts in detail in *J. Pharmaceutical Sciences* (1977) 66:1-19. Pharmaceutically acceptable salts of the compounds provided herein include those derived from suitable inorganic and organic acids and bases. Examples of pharmaceutically acceptable, nontoxic acid addition salts are salts of an amino group formed with inorganic acids such as hydrochloric acid, hydrobromic acid, phosphoric acid, sulfuric acid and perchlorate acid or with organic acids such as acetic acid, maleic acid, tartaric acid, citric acid, succinic acid or malonic acid or by using other methods used in the art such as ion exchange. Other pharmaceutically acceptable salts include adipate, alginate, ascorbate, aspartate, benzenesulfonate, besylate, benzoate, bisulfate, borate, butyrate, camphorate, camphorsulfonate, citrate, cyclopentanepropionate, digluconate, dodecylsulfate, ethanesulfonate, formate, fumarate, glucoheptonate, glycerophosphate, gluconate, hemisulfate, heptanoate, hexanoate, hydroiodide, 2-hydroxy-ethanesulfonate, lactobionate, lactate, laurate, lauryl sulfate, malate, maleate, malonate, methanesulfonate, 2-naphthalenesulfonate, nicotinate, nitrate, oleate, oxalate, palmitate, pamoate, pectinate, persulfate, 3-phenylpropionate, phosphate, picrate, pivalate, propionate, stearate, succinate, sulfate, tartrate, p-toluenesulfonate, undecanoate, valerate salts, and the like. In some embodiments, organic acids from which salts can be derived include, for example, acetic acid, propionic acid, glycolic acid, pyruvic acid, lactic acid, maleic acid, malonic acid, succinic acid, fumaric acid, tartaric acid, citric acid, benzoic acid, cinnamic acid, mandelic acid, methanesulfonic acid, ethanesulfonic acid, p-toluenesulfonic acid, salicylic acid, and the like.

[0051] The salts can be prepared in situ during the isolation and purification of the disclosed compounds, or separately, such as by reacting the free base or free acid of a parent compound with a suitable base or acid, respectively. Pharmaceutically acceptable salts derived from appropriate bases include alkali metal, alkaline earth metal, ammonium and  $N^+(C_{1-4}alkyl)_4$  salts. Representative alkali or alkaline earth metal salts include sodium, lithium, potassium, calcium, magnesium, iron, zinc, copper, manganese, aluminum, and the like. Further pharmaceutically acceptable salts include, when appropriate, nontoxic ammonium, quaternary ammonium, and amine cations formed using counterions such as halide, hydroxide, carboxylate, sulfate, phosphate, nitrate, lower alkyl sulfonate and aryl sulfonate. Organic bases from which salts can

be derived include, for example, primary, secondary, and tertiary amines, substituted amines, including naturally occurring substituted amines, cyclic amines, basic ion exchange resins, and the like, such as isopropylamine, trimethylamine, diethylamine, triethylamine, tripropylamine, and ethanolamine. In some embodiments, the pharmaceutically acceptable base addition salt can be chosen from ammonium, potassium, sodium, calcium, and magnesium salts.

[0052] In certain embodiments, the pharmaceutically acceptable form is a “solvate” (*e.g.*, a hydrate). As used herein, the term “solvate” refers to compounds that further include a stoichiometric or non-stoichiometric amount of solvent bound by non-covalent intermolecular forces. The solvate can be of a disclosed compound or a pharmaceutically acceptable salt thereof. Where the solvent is water, the solvate is a “hydrate.” Pharmaceutically acceptable solvates and hydrates are complexes that, for example, can include 1 to about 100, or 1 to about 10, or 1 to about 2, about 3 or about 4, solvent or water molecules. It will be understood that the term “compound” as used herein encompasses the compound and solvates of the compound, as well as mixtures thereof.

[0053] In certain embodiments, the pharmaceutically acceptable form is a prodrug. As used herein, the term “prodrug” (or “pro-drug”) refers to compounds that are transformed *in vivo* to yield a disclosed compound or a pharmaceutically acceptable form of the compound. A prodrug can be inactive when administered to a subject, but is converted *in vivo* to an active compound, for example, by hydrolysis (*e.g.*, hydrolysis in blood). In certain cases, a prodrug has improved physical and/or delivery properties over the parent compound. Prodrugs can increase the bioavailability of the compound when administered to a subject (*e.g.*, by permitting enhanced absorption into the blood following oral administration) or which enhance delivery to a biological compartment of interest (*e.g.*, the brain or lymphatic system) relative to the parent compound. Exemplary prodrugs include derivatives of a disclosed compound with enhanced aqueous solubility or active transport through the gut membrane, relative to the parent compound.

[0054] The prodrug compound often offers advantages of solubility, tissue compatibility or delayed release in a mammalian organism (see, *e.g.*, Bundgard, H., *Design of Prodrugs* (1985), pp. 7- 9, 21-24 (Elsevier, Amsterdam). A discussion of prodrugs is provided in Higuchi, T., et al., "Pro-drugs as Novel Delivery Systems," *A.C.S. Symposium Series*, Vol. 14, and in *Bioreversible Carriers in Drug Design*, ed. Edward B. Roche, American Pharmaceutical

Association and Pergamon Press, 1987, both of which are incorporated in full by reference herein.

[0055] Prodrug forms often offer advantages of solubility, tissue compatibility, or delayed release in the mammalian organism. (See, Bundgard, *Design of Prodrugs*, pp. 7-9,21-24, Elsevier, Amsterdam 1985 and Silverman, *The Organic Chemistry of Drug Design and Drug Action*, pp. 352-401, Academic Press, San Diego, Calif., 1992.) Prodrugs commonly known in the art include well-known acid derivatives, such as, for example, esters prepared by reaction of the parent acids with a suitable alcohol, amides prepared by reaction of the parent acid compound with an amine, basic groups reacted to form an acylated base derivative, *etc.* Other prodrug derivatives may be combined with other features disclosed herein to enhance bioavailability. As such, those of skill in the art will appreciate that certain of the presently disclosed compounds having free amino, amido, hydroxy or carboxylic groups can be converted into prodrugs. Prodrugs include compounds having a carbonate, carbamate, amide or alkyl ester moiety covalently bonded to any of the above substituents disclosed herein.

[0056] Exemplary advantages of a prodrug can include, but are not limited to, its physical properties, such as enhanced water solubility for parenteral administration at physiological pH compared to the parent compound, or it can enhance absorption from the digestive tract, or it can enhance drug stability for long-term storage.

[0057] As used herein, the term "pharmaceutically acceptable" excipient, carrier, or diluent refers to a pharmaceutically acceptable material, composition or vehicle, such as a liquid or solid filler, diluent, excipient, solvent or encapsulating material, involved in carrying or transporting the subject pharmaceutical agent from one organ, or portion of the body, to another organ, or portion of the body. Each carrier must be "acceptable" in the sense of being compatible with the other ingredients of the formulation and not injurious to the patient. Some examples of materials which can serve as pharmaceutically-acceptable carriers include: sugars, such as lactose, glucose and sucrose; starches, such as corn starch and potato starch; cellulose, and its derivatives, such as sodium carboxymethyl cellulose, ethyl cellulose and cellulose acetate; powdered tragacanth; malt; gelatin; talc; excipients, such as cocoa butter and suppository waxes; oils, such as peanut oil, cottonseed oil, safflower oil, sesame oil, olive oil, corn oil and soybean oil; glycols, such as propylene glycol; polyols, such as glycerin, sorbitol, mannitol and polyethylene glycol; esters, such as ethyl oleate and ethyl laurate; agar; buffering agents, such as magnesium hydroxide and



aluminum hydroxide; alginic acid; pyrogen-free water; isotonic saline; Ringer's solution; ethyl alcohol; phosphate buffer solutions; and other non-toxic compatible substances employed in pharmaceutical formulations. Wetting agents, emulsifiers and lubricants, such as sodium lauryl sulfate, magnesium stearate, and polyethylene oxide-polypropylene oxide copolymer as well as coloring agents, release agents, coating agents, sweetening, flavoring and perfuming agents, preservatives and antioxidants can also be present in the compositions.

[0058] As used herein, the term “subject” refers to any animal (*e.g.*, a mammal), including, but not limited to humans, non-human primates, rodents, and the like, which is to be the recipient of a particular treatment. A subject to which administration is contemplated includes, but is not limited to, humans (*e.g.*, a male or female of any age group, *e.g.*, a pediatric subject (*e.g.*, infant, child, adolescent) or adult subject (*e.g.*, young adult, middle-aged adult or senior adult)) and/or other non-human animals, for example, non-human mammals (*e.g.*, primates (*e.g.*, cynomolgus monkeys, rhesus monkeys); commercially relevant mammals such as cattle, pigs, horses, sheep, goats, cats, and/or dogs), rodents (*e.g.*, rats and/or mice), etc. In certain embodiments, the non-human animal is a mammal. The non-human animal may be a male or female at any stage of development. A non-human animal may be a transgenic animal. Typically, the terms “subject” and “patient” are used interchangeably herein in reference to a human subject.

[0059] As used herein, the terms “treatment” or “treating” a disease or disorder refers to a method of reducing, delaying or ameliorating such a condition before or after it has occurred. Treatment may be directed at one or more effects or symptoms of a disease and/or the underlying pathology. The treatment can be any reduction and can be, but is not limited to, the complete ablation of the disease or the symptoms of the disease. Treating or treatment thus refers to any indicia of success in the therapy or amelioration of an injury, disease, pathology or condition, including any objective or subjective parameter such as abatement; remission; diminishing of symptoms or making the injury, pathology or condition more tolerable to the patient; slowing in the rate of degeneration or decline; making the final point of degeneration less debilitating; improving a patient's physical or mental well-being. The treatment or amelioration of symptoms can be based on objective or subjective parameters, for example, the results of a physical examination, neuropsychiatric exams, and/or a psychiatric evaluation. As compared with an equivalent untreated control, such reduction or degree of amelioration may be at least 5%, 10%, 20%, 40%, 50%, 60%, 80%, 90%, 95%, or 100% as measured by any standard technique.

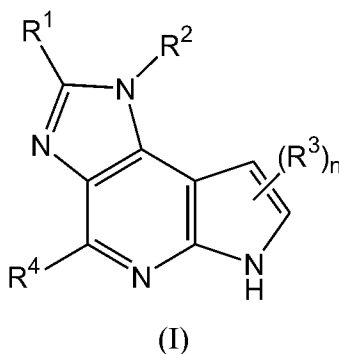
[0060] Treatment methods include administering to a subject a therapeutically effective amount of a compound described herein. The administering step may be a single administration or may include a series of administrations. The length of the treatment period depends on a variety of factors, such as the severity of the condition, the patient's age, the concentration of the compound, the activity of the compositions used in the treatment, or a combination thereof. It will also be appreciated that the effective dosage of an agent used for the treatment may increase or decrease over the course of a particular treatment regime. Changes in dosage may result and become apparent by standard diagnostic assays known in the art. In some instances, chronic administration may be required. For example, the compositions are administered to the subject in an amount and for a duration sufficient to treat the patient.

### Detailed Description of the Invention

[0061] The invention is based on an unexpected discovery of a novel class of orally and/or topically available, selective and potent JAK1 therapeutics. The invention also provides pharmaceutical compositions of these compounds and methods of preparation and use thereof. The JAK1 inhibitors disclosed herein exhibited exceptional potency and selectivity profiles.

[0062] More specifically, the novel JAK1 inhibitors disclosed herein enjoy improved potency as demonstrated by the superior binding affinities to JAK1 (*e.g.*, IC<sub>50</sub>'s of about 3-45 nM) and the potential for reduced hematopoietic side effects as demonstrated by their excellent specificity (*e.g.*, JAK2 IC<sub>50</sub>'s >20x JAK1).

[0063] In one aspect, the invention generally relates to a compound having the structural formula (I):



wherein

R<sup>1</sup> is selected from hydrogen, C<sub>1</sub>-C<sub>6</sub> (*e.g.*, C<sub>1</sub>-C<sub>3</sub>) unsubstituted or substituted alkyl, OR',

COOR' and CONR'R'';

R<sup>2</sup> is selected from C<sub>3</sub>-C<sub>10</sub> (e.g., C<sub>3</sub>-C<sub>6</sub>) cycloalkyl, bicycloalkyl, spirocyclic or bridgedcycloalkyl, substituted with NR'C(=O)R<sup>x</sup>, NR'C(=O)OR<sup>x</sup>, NR'C(=O)NR<sup>x</sup>R<sup>y</sup>, C(=O)NR<sup>x</sup>R<sup>y</sup>, NR'SO<sub>2</sub>R<sup>x</sup>, NR'SO<sub>2</sub>NR<sup>x</sup>R<sup>y</sup>, CR'R''SO<sub>2</sub>R<sup>x</sup> or CR'R''SO<sub>2</sub>NR<sup>x</sup>R<sup>y</sup>;

each R<sup>3</sup> is independently selected from hydrogen, C<sub>1</sub>-C<sub>6</sub> (e.g., C<sub>1</sub>-C<sub>3</sub>) unsubstituted or substituted alkyl, OR', COOR' and CONR'R'';

R<sup>4</sup> is a group selected from hydrogen, halogen, CN, C<sub>1</sub>-C<sub>6</sub> (e.g., C<sub>1</sub>-C<sub>3</sub>) unsubstituted or substituted alkyl, OR', and NHR';

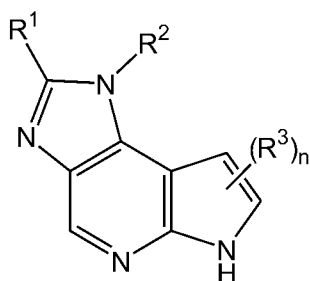
each of R<sup>x</sup> and R<sup>y</sup> is independently selected from H, alkyl (e.g., C<sub>1</sub>-C<sub>6</sub> alkyl), cycloalkyl (e.g., C<sub>3</sub>-C<sub>10</sub> cycloalkyl), heterocycloalkyl (e.g., C<sub>2</sub>-C<sub>9</sub> heterocycloalkyl), aryl (e.g., C<sub>4</sub>-C<sub>10</sub> aryl), heteroaryl (e.g., C<sub>3</sub>-C<sub>9</sub> heteroaryl) and R<sup>x</sup> and R<sup>y</sup> may together form a 3- to 7-membered (e.g., 3- or 4-membered) ring, and each of R<sup>x</sup> and R<sup>y</sup> is optionally substituted with one or more of halogen (e.g., F, Cl), CN, OR', NR'R'', alkyl (e.g., C<sub>1</sub>-C<sub>6</sub> alkyl), haloalkyl (e.g., CHF<sub>2</sub>, CF<sub>3</sub>), cyanoalkyl (e.g., CH<sub>2</sub>CN), hydroxyalkyl (e.g., CH<sub>2</sub>OH) and alkoxyalkyl (e.g., CH<sub>2</sub>O-alkyl);

each of R' and R'' is independently selected from hydrogen and C<sub>1</sub>-C<sub>6</sub> (e.g., C<sub>1</sub>-C<sub>3</sub>) unsubstituted and substituted alkyl and R' and R'' may together form a 3- to 7-membered (e.g., 3- or 4-membered) ring; and

*n* is 1 or 2,

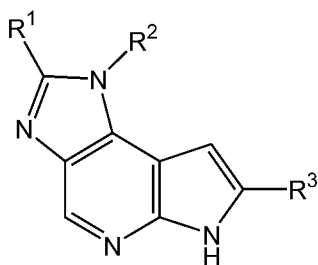
or a pharmaceutically acceptable form or an isotope derivative thereof.

[0064] In certain embodiments of formula (I), R<sup>4</sup> is H and the compound has the structural formula (II):



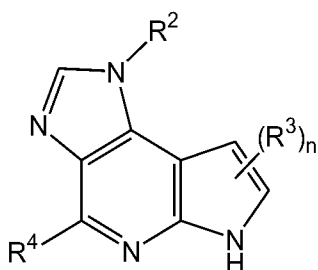
(II)

[0065] In certain embodiments of formula (II), *n* is 1, and the compound has the structural formula (III):



(III)

[0066] In certain embodiments of formula (I),  $R^1$  is H, and the compound has the structural formula (IV):



(IV)

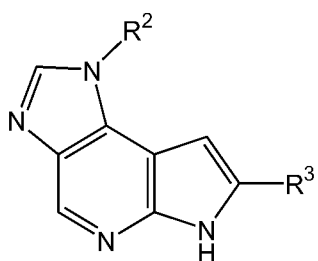
[0067] In certain embodiments of formulas (I), (II), (III) and (IV), both of  $R^1$  and  $R^4$  is H.

[0068] In certain embodiments of formulas (I), (II), (III) and (IV),  $R^1$  is methyl and  $R^4$  is H.

[0069] In certain embodiments of formulas (I), (II), (III) and (IV),  $n$  is 1.

[0070] In certain embodiments,  $R^3$  is H.

[0071] In an exemplary embodiment where  $R^1$  is H,  $R^4$  is H,  $n$  is 1, the compound has structural formula (V):



(V)

[0072] In a further exemplary embodiment in formula (V),  $R^3$  is H, and the compound has the structural formula (VI):



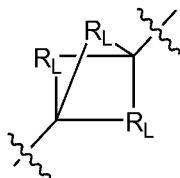
[0080] In certain embodiments,  $R^2$  is selected from  $C_3$ - $C_{10}$  (e.g.,  $C_3$ - $C_6$ ) cycloalkyl, bicycloalkyl, spirocyclic or bridgedcycloalkyl, substituted with  $NR^{\prime}SO_2R^x$ .

[0081] In certain embodiments,  $R^2$  is selected from  $C_3$ - $C_{10}$  (e.g.,  $C_3$ - $C_6$ ) cycloalkyl, bicycloalkyl, spirocyclic or bridgedcycloalkyl, substituted with  $NR^{\prime}SO_2NR^xR^y$ .

[0082] In certain embodiments,  $R^2$  is selected from  $C_3$ - $C_{10}$  (e.g.,  $C_3$ - $C_6$ ) cycloalkyl, bicycloalkyl, spirocyclic or bridgedcycloalkyl, substituted with  $CR^{\prime}R^{\prime\prime}SO_2R^x$ .

[0083] In certain embodiments,  $R^2$  is selected from  $C_3$ - $C_{10}$  (e.g.,  $C_3$ - $C_6$ ) cycloalkyl, bicycloalkyl, spirocyclic or bridgedcycloalkyl, substituted with  $CR^{\prime}R^{\prime\prime}SO_2NR^xR^y$ .

[0084] In certain embodiments,  $R_2$  comprises the following moiety:



wherein each  $R_L$  is independently  $(CH_2)_m$  and  $m$  is independently 0, 1, 2 or 3, wherein when an  $m$  is 0, the respective bridge is absent; *provided* that at least one  $m$  is not 0.

[0085] In certain embodiments, no  $m$  is 0 (i.e., each  $m$  is independently 1, 2 or 3).

[0086] In certain embodiments, not more than one  $m$  is 0 (i.e., not more than one  $R_L$ 's is absent).

[0087] In certain embodiments, each  $m$  is independently 1, 2 or 3.

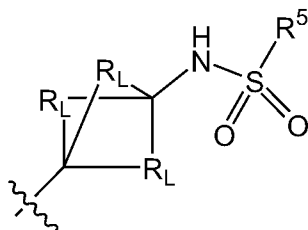
[0088] In certain embodiments, all  $m$ 's are the same integer selected from 1, 2 and 3.

[0089] In certain embodiments, all  $m$ 's are not the same integer selected from 1, 2 and 3.

[0090] In certain embodiments, each  $m$  is 1 (i.e., forming a [1,1,1]-bicyclic moiety).

[0091] In certain embodiments, each  $m$  is 2 (i.e., forming a [2,2,2]-bicyclic moiety).

[0092] In certain embodiments,  $R_2$  comprises:



wherein  $R^5$  is  $R^x$  or  $NR^xR^y$ , wherein each of  $R^x$  and  $R^y$  is independently selected from H, alkyl (e.g.,  $C_1$ - $C_6$  alkyl), cycloalkyl (e.g.,  $C_3$ - $C_{10}$  cycloalkyl), heterocycloalkyl (e.g.,  $C_2$ - $C_9$

heterocycloalkyl), aryl (*e.g.*, C<sub>4</sub>-C<sub>10</sub> aryl), heteroaryl (*e.g.*, C<sub>3</sub>-C<sub>9</sub> heteroaryl) and R<sup>x</sup> and R<sup>y</sup> may together form a 3- to 7-membered (*e.g.*, 3- or 4-membered) ring, and each of R<sup>x</sup> and R<sup>y</sup> is and optionally substituted with one or more of halogen (*e.g.*, F, Cl), CN, OR', NR'R'', alkyl (*e.g.*, C<sub>1</sub>-C<sub>6</sub> alkyl), haloalkyl (*e.g.*, CHF<sub>2</sub>, CF<sub>3</sub>), cyanoalkyl (*e.g.*, CH<sub>2</sub>CN), hydroxyalkyl (*e.g.*, CH<sub>2</sub>OH) and alkoxyalkyl (*e.g.*, CH<sub>2</sub>O-alkyl); *provided that* when R<sup>5</sup> is R<sup>x</sup>, R<sup>x</sup> is not H (*i.e.*, R<sup>5</sup> is not H). Each of R' and R'' is independently selected from hydrogen and C<sub>1</sub>-C<sub>6</sub> unsubstituted and substituted alkyl and R' and R'' may together form a 3- to 7-membered (*e.g.*, 3- or 4-membered) ring.

[0093] In certain embodiments, R<sup>5</sup> is R<sup>x</sup>.

[0094] In certain embodiments, R<sup>5</sup> is a C<sub>1</sub>-C<sub>6</sub> alkyl (*e.g.*, C<sub>1</sub>-C<sub>3</sub> alkyl), optionally substituted with one or more halogen (*e.g.*, F, Cl), C<sub>1</sub>-C<sub>6</sub> (*e.g.*, C<sub>1</sub>-C<sub>3</sub>) alkoxy, CN or amino groups.

[0095] In certain embodiments, R<sup>5</sup> is a C<sub>1</sub>-C<sub>6</sub> alkyl (*e.g.*, C<sub>1</sub>-C<sub>3</sub> alkyl).

[0096] In certain embodiments, R<sup>5</sup> is a C<sub>1</sub>-C<sub>6</sub> alkyl (*e.g.*, C<sub>1</sub>-C<sub>3</sub> alkyl), substituted with a halogen (*e.g.*, F, Cl), C<sub>1</sub>-C<sub>6</sub> (*e.g.*, C<sub>1</sub>-C<sub>3</sub>) alkoxy, or CN.

[0097] In certain embodiments, R<sup>5</sup> is a C<sub>1</sub>-C<sub>6</sub> alkyl (*e.g.*, C<sub>1</sub>-C<sub>3</sub> alkyl), substituted with a CN.

[0098] In certain embodiments, R<sup>x</sup> is a linear or branched C<sub>1</sub>-C<sub>6</sub> alkyl.

[0099] In certain embodiments, R<sup>x</sup> is a linear or branched C<sub>2</sub>-C<sub>4</sub> alkyl.

[00100] In certain embodiments, R<sup>x</sup> is n-propyl or isopropyl.

[00101] In certain embodiments, R<sup>5</sup> is NR<sup>x</sup>R<sup>y</sup>.

[00102] In certain embodiments, one of R<sup>x</sup> and R<sup>y</sup> is H.

[00103] In certain embodiments, R<sup>5</sup> is NR<sup>x</sup>R<sup>y</sup>, wherein each of R<sup>x</sup> and R<sup>y</sup> is independently selected from hydrogen and C<sub>1</sub>-C<sub>6</sub> (*e.g.*, C<sub>1</sub>-C<sub>3</sub>) unsubstituted and substituted alkyl.

[00104] In certain embodiments, R<sup>5</sup> is NR<sup>x</sup>R<sup>y</sup>, wherein the R<sup>x</sup> and R<sup>y</sup> together, along with the N in NR<sup>x</sup>R<sup>y</sup>, form a 3- to 7-membered (*e.g.*, 3-, 4-, or 5-membered) heterocyclic group, optionally substituted with one or more of halogen (*e.g.*, F, Cl), CN, OR', NR'R'', alkyl (*e.g.*, C<sub>1</sub>-C<sub>6</sub> alkyl), haloalkyl (*e.g.*, CHF<sub>2</sub>, CF<sub>3</sub>), cyanoalkyl (*e.g.*, CH<sub>2</sub>CN), hydroxyalkyl (*e.g.*, CH<sub>2</sub>OH) and alkoxyalkyl (*e.g.*, CH<sub>2</sub>O-alkyl).

[00105] In certain embodiments, the heterocyclic group is a 4-membered heterocyclic group.

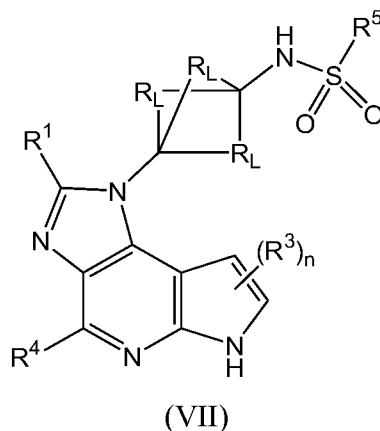
[00106] In certain embodiments, R<sup>5</sup> is NR<sup>x</sup>R<sup>y</sup>, wherein each of R<sup>x</sup> and R<sup>y</sup> is independently selected from hydrogen and C<sub>1</sub>-C<sub>6</sub> (*e.g.*, C<sub>1</sub>-C<sub>3</sub>) unsubstituted alkyl.

[00107] In certain embodiments,  $R^5$  is  $NR^xR^y$ , wherein  $R^x$  and  $R^y$  together form a 3- or 4-membered) cycloalkyl ring, substituted with a CN.

[00108] In certain embodiments, each  $R_L$  is  $CH_2$ .

[00109] In certain embodiments, each  $R_L$  is  $(CH_2)_2$ .

[00110] In another aspect, the invention generally relates to a compound having the structural formula (VII):



wherein

$R^1$  is selected from hydrogen,  $C_1$ - $C_6$  (e.g.,  $C_1$ - $C_3$ ) unsubstituted or substituted alkyl,  $OR'$ ,  $COOR'$  and  $CONR'R''$ ;

each  $R^3$  is independently selected from hydrogen,  $C_1$ - $C_6$  (e.g.,  $C_1$ - $C_3$ ) unsubstituted or substituted alkyl,  $OR'$ ,  $COOR'$  and  $CONR'R''$ ;

$R^4$  is a group selected from hydrogen (e.g., F, Cl), halogen, CN,  $C_1$ - $C_6$  (e.g.,  $C_1$ - $C_3$ ) unsubstituted or substituted alkyl,  $OR'$ , and  $NHR'$ ;

$R^5$  is  $R^x$  or  $NR^xR^y$ , wherein each of  $R^x$  and  $R^y$  is independently selected from H, alkyl (e.g.,  $C_1$ - $C_6$  alkyl), cycloalkyl (e.g.,  $C_3$ - $C_{10}$  cycloalkyl), heterocycloalkyl (e.g.,  $C_2$ - $C_9$  heterocycloalkyl), aryl (e.g.,  $C_4$ - $C_{10}$  aryl), heteroaryl (e.g.,  $C_3$ - $C_9$  heteroaryl) and  $R^x$  and  $R^y$  may together form a 3- to 7-membered (e.g., 3- or 4-membered) ring, and optionally substituted with one or more of halogen (e.g., F, Cl), CN,  $OR'$ ,  $NR'R''$ , alkyl (e.g.,  $C_1$ - $C_6$  alkyl), haloalkyl (e.g.,  $CHF_2$ ,  $CF_3$ ), cyanoalkyl (e.g.,  $CH_2CN$ ), hydroxyalkyl (e.g.,  $CH_2OH$ ) and alkoxyalkyl (e.g.,  $CH_2O$ -alkyl); *provided that* when  $R^5$  is  $R^x$ ,  $R^x$  is not H (*i.e.*,  $R^5$  is not H);

each  $R_L$  is independently  $(CH_2)_m$  and  $m$  is independently 0, 1, 2 or 3, wherein when  $m$  is 0, the respective bridge is absent;

each  $R'$  and  $R''$  is independently selected from hydrogen and  $C_1$ - $C_6$  (e.g.,  $C_1$ - $C_3$ )



unsubstituted and substituted alkyl and R' and R'' may together form a 3- to 7-membered (*e.g.*, 3- or 4-membered) ring; and

$n$  is 1 or 2,

or a pharmaceutically acceptable form or an isotope derivative thereof.

[00111] In certain embodiments of (VII), not more than one  $m$  is 0 (*i.e.*, not more than one R<sub>L</sub>'s is absent).

[00112] In certain embodiments of (VII), no  $m$  is 0 (*i.e.*, each  $m$  is independently 1, 2 or 3).

[00113] In certain embodiments of (VII), all  $m$ 's are the same integer selected from 1, 2 and 3.

[00114] In certain embodiments of (VII), all  $m$ 's are not the same integer selected from 1, 2 and 3.

[00115] In certain embodiments of (VII), each  $m$  is 1 (*i.e.*, forming a [1,1,1]-bicyclic moiety).

[00116] In certain embodiments of (VII), each  $m$  is 2 (*i.e.*, forming a [2,2,2]-bicyclic moiety).

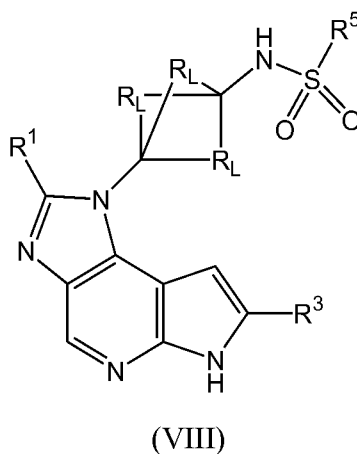
[00117] In certain embodiments of (VII), R<sup>4</sup> is H.

[00118] In certain embodiments of (VII), R<sup>1</sup> is H.

[00119] In certain embodiments of (VII), R<sup>1</sup> is methyl.

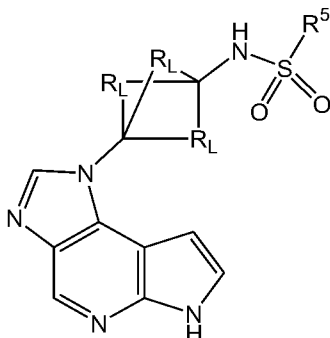
[00120] In certain embodiments of (VII),  $n$  is 1.

[00121] In certain embodiments of (VII), R<sup>4</sup> is H and  $n$  is 1, and the compound has the structural formula (VIII):



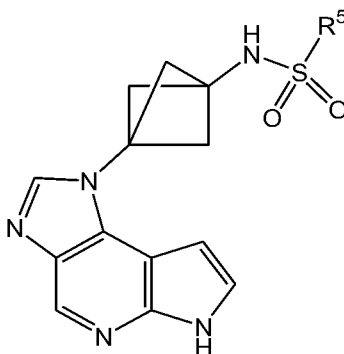
[00122] In certain embodiments of (VIII), R<sup>1</sup> is methyl and R<sup>3</sup> is H.

[00123] In certain embodiments of (VIII), both  $R^1$  and  $R^3$  is H, having the structural formula (IX):



(IX)

[00124] In certain embodiments of (VIII), each  $R_L$  is  $CH_2$ , and the compound has the structural formula (X):



(X)

[00125] In certain embodiments of (X),  $R^5$  is  $R^x$ .

[00126] In certain embodiments of (X),  $R^x$  is a linear or branched  $C_1$ - $C_6$  (*e.g.*,  $C_1$ - $C_3$ ) alkyl, optionally substituted with one or more halogen (*e.g.*, F, Cl),  $C_1$ - $C_6$  (*e.g.*,  $C_1$ - $C_3$ ) alkoxy, CN or amino groups.

[00127] In certain embodiments of (X),  $R^x$  is a linear or branched  $C_2$ - $C_4$  alkyl.

[00128] In certain embodiments of (X),  $R^x$  is *n*-propyl or isopropyl.

[00129] In certain embodiments of (X),  $R^5$  is  $NR^xR^y$ .

[00130] In certain embodiments of (X), one of  $R^x$  and  $R^y$  is H.

[00131] In certain embodiments, the  $R^x$  and  $R^y$  together, along with the N in  $NR^xR^y$ , form a 3- to 5-membered (*e.g.*, 3-, 4- or 5-membered) heterocyclic group, optionally substituted with one or more of halogen (*e.g.*, F, Cl), CN, OR', NR'R'', alkyl (*e.g.*,  $C_1$ - $C_6$  alkyl), haloalkyl (*e.g.*,

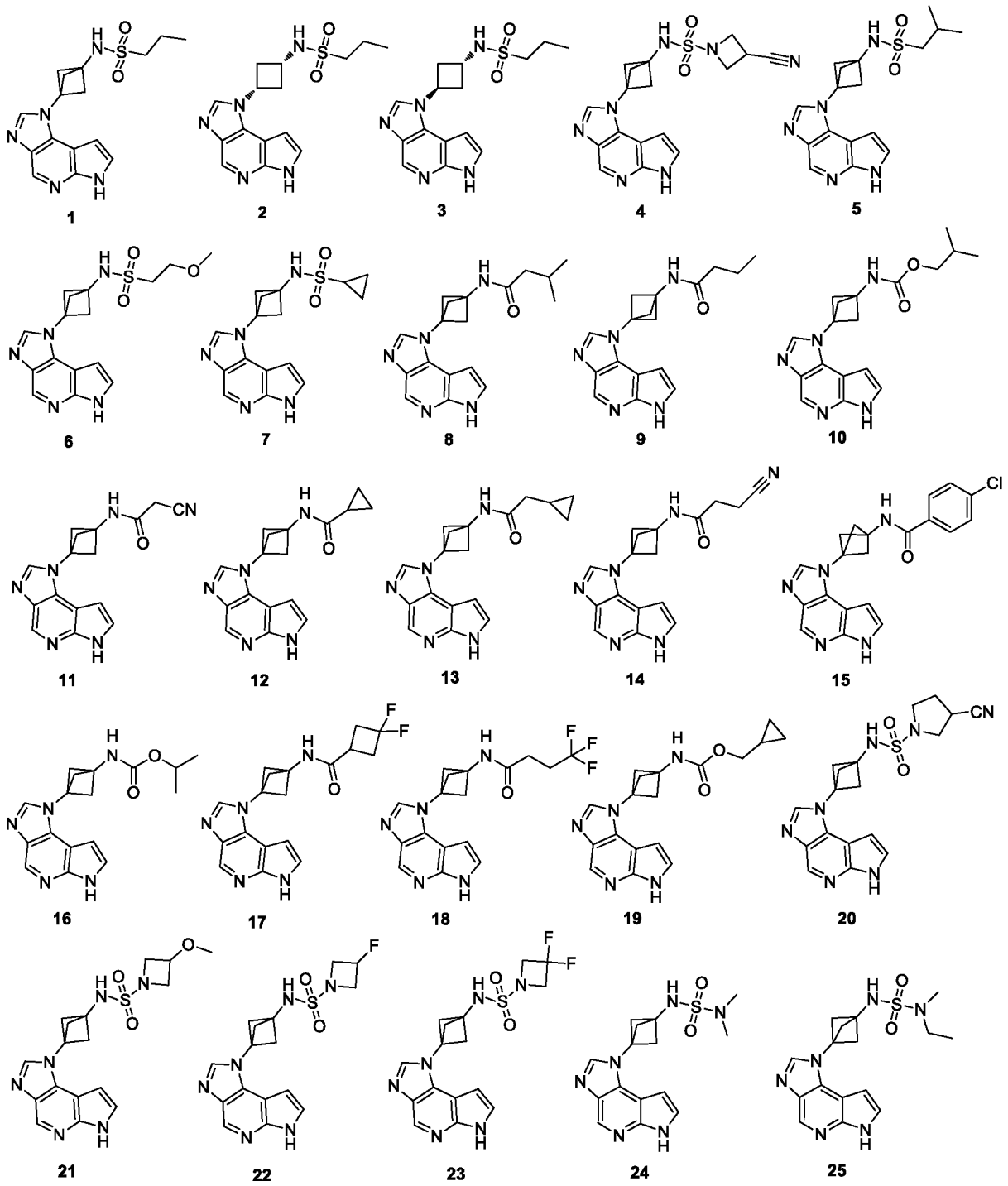
CHF<sub>2</sub>, CF<sub>3</sub>), cyanoalkyl (*e.g.*, CH<sub>2</sub>CN), hydroxyalkyl (*e.g.*, CH<sub>2</sub>OH) and alkoxyalkyl (*e.g.*, CH<sub>2</sub>O-alkyl).

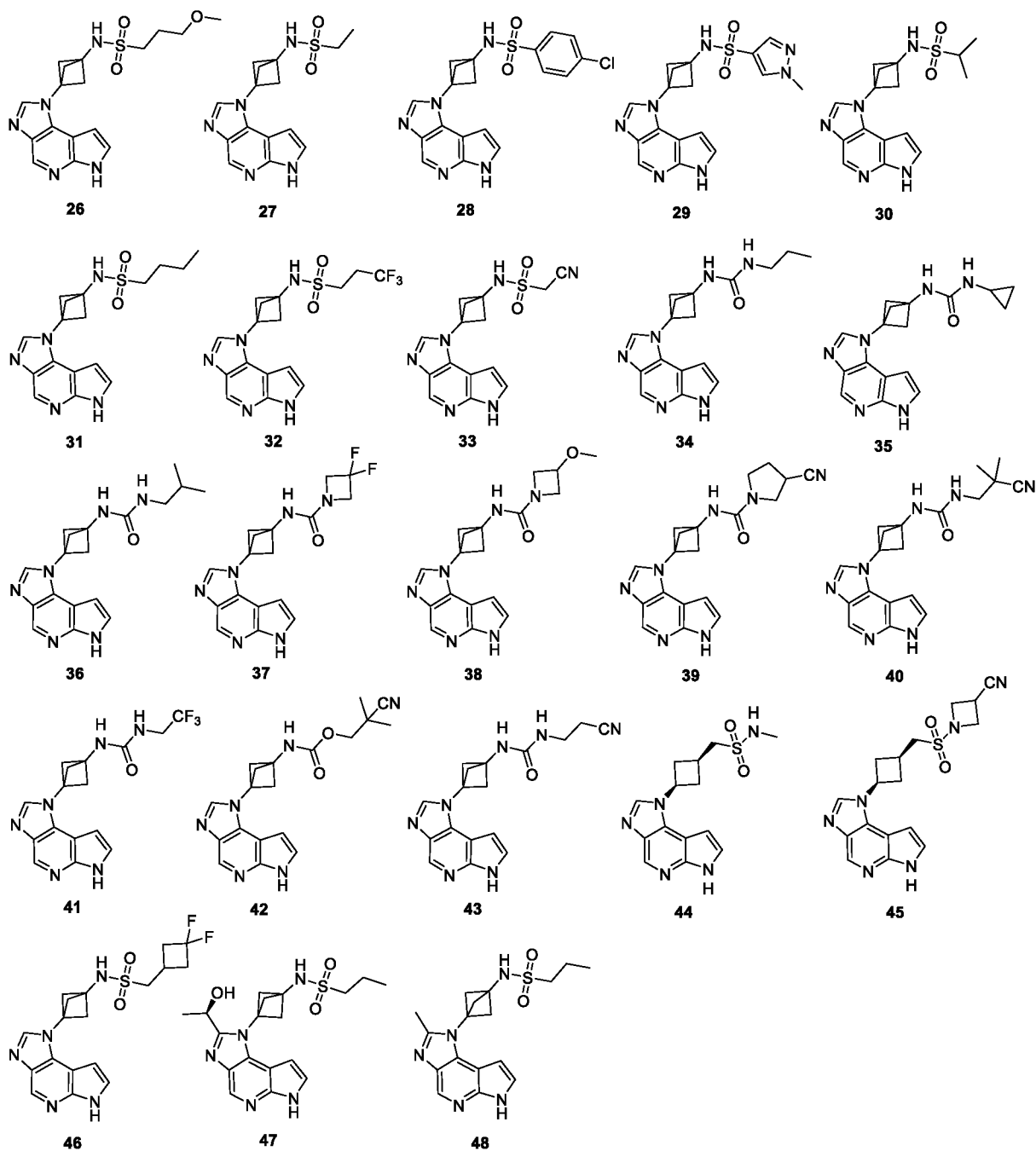
[00132] In certain embodiments, the heterocyclic group is a 4-membered heterocyclic group.

[00133] A list of non-limiting examples of compounds of the invention is provided in **Table 1**.

**Table 1. Exemplary Compounds**

---

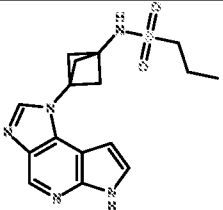
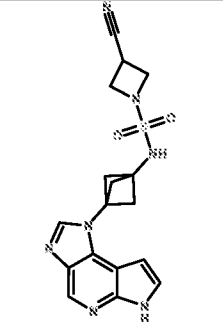
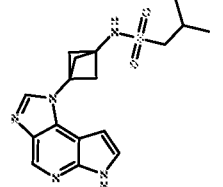
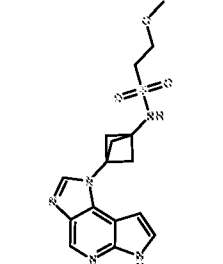


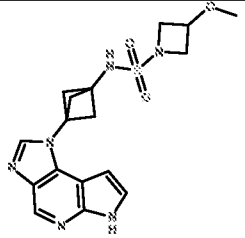
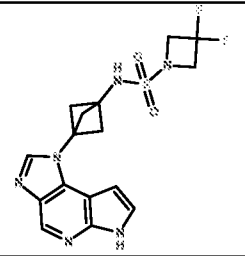
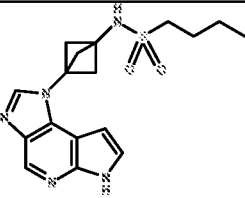
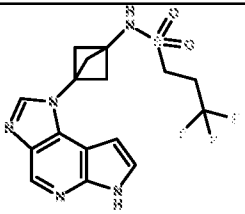
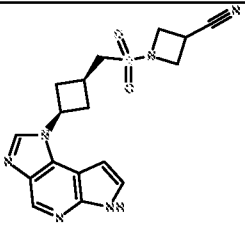
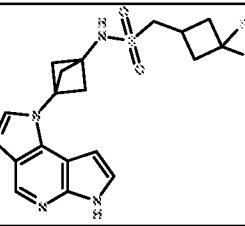
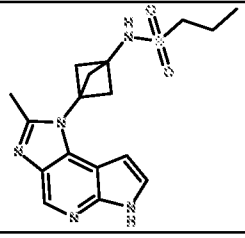


[00134] In certain embodiments, the compound has the structural formula of compound 1. In certain embodiments, the compound has the structural formula of compound 4. In certain embodiments, the compound has the structural formula of compound 5. In certain embodiments, the compound has the structural formula of compound 6. In certain embodiments, the compound

has the structural formula of compound **21**. In certain embodiments, the compound has the structural formula of compound **23**. In certain embodiments, the compound has the structural formula of compound **31**. In certain embodiments, the compound has the structural formula of compound **32**. In certain embodiments, the compound has the structural formula of compound **45**. In certain embodiments, the compound has the structural formula of compound **46**. In certain embodiments, the compound has the structural formula of compound **48**.

**Table 1A. Exemplary Compounds**

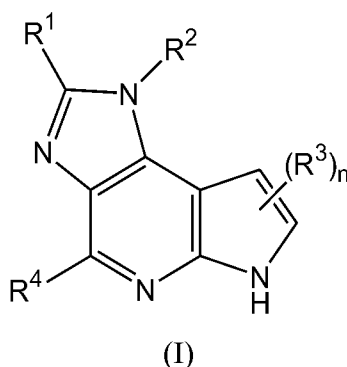
Example/ Compound No.	Compound Name	Compound Structure
1	N-(3-(imidazo[4,5-d]pyrrolo[2,3-b]pyridin-1(6H)-yl)bicyclo[1.1.1]pentan-1-yl)propane-1-sulfonamide	
4	3-Cyano-N-(3-(imidazo[4,5-d]pyrrolo[2,3-b]pyridin-1(6H)-yl)bicyclo[1.1.1]pentan-1-yl)azetidine-1-sulfonamide	
5	N-(3-(imidazo[4,5-d]pyrrolo[2,3-b]pyridin-1(6H)-yl)bicyclo[1.1.1]pentan-1-yl)-2-methylpropane-1-sulfonamide	
6	N-(3-(imidazo[4,5-d]pyrrolo[2,3-b]pyridin-1(6H)-yl)bicyclo[1.1.1]pentan-1-yl)-2-methoxyethanesulfonamide	

21	N-(3-(imidazo[4,5-d]pyrrolo[2,3-b]pyridin-1(6H)-yl)bicyclo[1.1.1]pentan-1-yl)-3-methoxyazetidine-1-sulfonamide	
23	3,3-Difluoro-N-(3-(imidazo[4,5-d]pyrrolo[2,3-b]pyridin-1(6H)-yl)bicyclo[1.1.1]pentan-1-yl)azetidine-1-sulfonamide	
31	N-(3-(imidazo[4,5-d]pyrrolo[2,3-b]pyridin-1(6H)-yl)bicyclo[1.1.1]pentan-1-yl)butane-1-sulfonamide	
32	3,3,3-Trifluoro-N-(3-(imidazo[4,5-d]pyrrolo[2,3-b]pyridin-1(6H)-yl)bicyclo[1.1.1]pentan-1-yl)propane-1-sulfonamide	
45	1-(((Cis-3-(imidazo[4,5-d]pyrrolo[2,3-b]pyridin-1(6H)-yl)cyclobutyl)methyl) sulfonyl) azetidine-3-carbonitrile	
46	1-(3,3-Difluorocyclobutyl)-N-(3-(imidazo[4,5-d]pyrrolo[2,3-b]pyridin-1(6H)-yl)bicyclo[1.1.1]pentan-1-yl)methanesulfonamide	
48	N-(3-(2-methylimidazo[4,5-d]pyrrolo[2,3-b]pyridin-1(6H)-yl)bicyclo[1.1.1]pentan-1-yl)propane-1-sulfonamide	

[00135] As discussed herein, isotope derivative compounds having one or more hydrogen atoms replaced with deuterium atoms are contemplated in the presented invention. In certain embodiments, a compound of the invention has one or more hydrogen atoms replaced with a deuterium atom. In certain embodiments, a compound of the invention has one hydrogen atom replaced with a deuterium atom. In certain embodiments, a compound of the invention has more than one hydrogen atom replaced with a deuterium atom.

[00136] In yet another aspect, the invention generally relates to a pharmaceutical composition comprising a compound according to the herein disclosed invention, effective to treat or reduce one or more diseases or disorders, in a mammal, including a human, and a pharmaceutically acceptable excipient, carrier, or diluent.

[00137] In yet another aspect, the invention generally relates to a pharmaceutical composition comprising a compound having the structural formula (I):



wherein

$R^1$  is selected from hydrogen,  $C_1$ - $C_6$  (e.g.,  $C_1$ - $C_3$ ) unsubstituted or substituted alkyl,  $OR'$ ,  $COOR'$  and  $CONR'R''$ ;

$R^2$  is selected from  $C_3$ - $C_{10}$  (e.g.,  $C_3$ - $C_6$ ) cycloalkyl, bicycloalkyl, spirocyclic or bridgedcycloalkyl, substituted with  $NR'C(=O)R^x$ ,  $NR'C(=O)OR^x$ ,  $NR'C(=O)NR^xR^y$ ,  $C(=O)NR^xR^y$ ,  $NR'SO_2R^x$ ,  $NR'SO_2NR^xR^y$ ,  $CR'R''SO_2R^x$  or  $CR'R''SO_2NR^xR^y$ ;

each  $R^3$  is independently selected from hydrogen,  $C_1$ - $C_6$  (e.g.,  $C_1$ - $C_3$ ) unsubstituted or substituted alkyl,  $OR'$ ,  $COOR'$  and  $CONR'R''$ ;

$R^4$  is a group selected from hydrogen, halogen, CN,  $C_1$ - $C_6$  (e.g.,  $C_1$ - $C_3$ ) unsubstituted or substituted alkyl,  $OR'$ , and  $NHR'$ ;

each of  $R^x$  and  $R^y$  is independently selected from H, alkyl (e.g.,  $C_1$ - $C_6$  alkyl), cycloalkyl (e.g.,  $C_3$ - $C_{10}$  cycloalkyl), heterocycloalkyl (e.g.,  $C_2$ - $C_9$  heterocycloalkyl), aryl (e.g.,  $C_4$ - $C_{10}$  aryl),



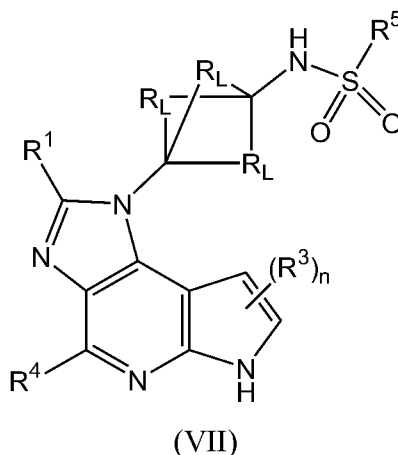
heteroaryl (*e.g.*, C<sub>3</sub>-C<sub>9</sub> heteroaryl) and R<sup>x</sup> and R<sup>y</sup> may together form a 3- to 7-membered (*e.g.*, 3- or 4-membered) ring, and each of R<sup>x</sup> and R<sup>y</sup> is optionally substituted with one or more of halogen (*e.g.*, F, Cl), CN, OR', NR'R'', alkyl (*e.g.*, C<sub>1</sub>-C<sub>6</sub> alkyl), haloalkyl (*e.g.*, CHF<sub>2</sub>, CF<sub>3</sub>), cyanoalkyl (*e.g.*, CH<sub>2</sub>CN), hydroxyalkyl (*e.g.*, CH<sub>2</sub>OH) and alkoxyalkyl (*e.g.*, CH<sub>2</sub>O-alkyl);

each of R' and R'' is independently selected from hydrogen and C<sub>1</sub>-C<sub>6</sub> (*e.g.*, C<sub>1</sub>-C<sub>3</sub>) unsubstituted and substituted alkyl and R' and R'' may together form a 3- to 7-membered (*e.g.*, 3- or 4-membered) ring; and

*n* is 1 or 2,

or a pharmaceutically acceptable form or an isotope derivative thereof, and a pharmaceutically acceptable excipient, carrier, or diluent.

[00138] In yet another aspect, the invention generally relates to a pharmaceutical composition comprising a compound having the structural formula (VII):



wherein

R<sup>1</sup> is selected from hydrogen, C<sub>1</sub>-C<sub>6</sub> (*e.g.*, C<sub>1</sub>-C<sub>3</sub>) unsubstituted or substituted alkyl, OR', COOR' and CONR'R'';

each R<sup>3</sup> is independently selected from hydrogen, C<sub>1</sub>-C<sub>6</sub> (*e.g.*, C<sub>1</sub>-C<sub>3</sub>) unsubstituted or substituted alkyl, OR', COOR' and CONR'R'';

R<sup>4</sup> is a group selected from hydrogen (*e.g.*, F, Cl), halogen, CN, C<sub>1</sub>-C<sub>6</sub> (*e.g.*, C<sub>1</sub>-C<sub>3</sub>) unsubstituted or substituted alkyl, OR', and NHR';

R<sup>5</sup> is R<sup>x</sup> or NR<sup>x</sup>R<sup>y</sup>, wherein each of R<sup>x</sup> and R<sup>y</sup> is independently selected from H, alkyl (*e.g.*, C<sub>1</sub>-C<sub>6</sub> alkyl), cycloalkyl (*e.g.*, C<sub>3</sub>-C<sub>10</sub> cycloalkyl), heterocycloalkyl (*e.g.*, C<sub>2</sub>-C<sub>9</sub> heterocycloalkyl), aryl (*e.g.*, C<sub>4</sub>-C<sub>10</sub> aryl), heteroaryl (*e.g.*, C<sub>3</sub>-C<sub>9</sub> heteroaryl) and R<sup>x</sup> and R<sup>y</sup> may

together form a 3- to 7-membered (*e.g.*, 3- or 4-membered) ring, and optionally substituted with one or more of halogen (*e.g.*, F, Cl), CN, OR', NR'R'', alkyl (*e.g.*, C<sub>1</sub>-C<sub>6</sub> alkyl), haloalkyl (*e.g.*, CHF<sub>2</sub>, CF<sub>3</sub>), cyanoalkyl (*e.g.*, CH<sub>2</sub>CN), hydroxyalkyl (*e.g.*, CH<sub>2</sub>OH) and alkoxyalkyl (*e.g.*, CH<sub>2</sub>O-alkyl); *provided that* when R<sup>5</sup> is R<sup>x</sup>, R<sup>x</sup> is not H (*i.e.*, R<sup>5</sup> is not H);

each R<sub>L</sub> is independently (CH<sub>2</sub>)<sub>m</sub> and *m* is independently 0, 1, 2 or 3, wherein when *m* is 0, the respective bridge is absent;

each R' and R'' is independently selected from hydrogen and C<sub>1</sub>-C<sub>6</sub> (*e.g.*, C<sub>1</sub>-C<sub>3</sub>) unsubstituted and substituted alkyl and R' and R'' may together form a 3- to 7-membered (*e.g.*, 3- or 4-membered) ring; and

*n* is 1 or 2,

or a pharmaceutically acceptable form or an isotope derivative thereof, and a pharmaceutically acceptable excipient, carrier, or diluent.

[00139] In certain embodiments, a pharmaceutical composition herein disclosed is suitable for oral administration.

[00140] In certain embodiments, the pharmaceutical composition of the invention is suitable for topical administration.

[00141] In certain embodiments, a pharmaceutical composition herein disclosed is useful to treat or reduce one or more of inflammatory diseases, immune-mediated diseases and cancer, or a related disease or disorder.

[00142] In certain embodiments, a pharmaceutical composition herein disclosed is useful to treat or reduce one or more autoimmune diseases, or a related disease or disorder.

[00143] In certain embodiments of the pharmaceutical composition, the disease or disorder is selected from: asthma, allergies, arthritis (*e.g.*, rheumatoid arthritis, psoriatic arthritis, and ankylosing spondylitis), juvenile arthritis, inflammatory bowel diseases (*e.g.*, ulcerative colitis and Crohn's disease), endocrinopathies (*e.g.*, type 1 diabetes and Graves' disease), neurodegenerative diseases (*e.g.*, multiple sclerosis (MS)), autistic spectrum disorder, depression, Alzheimer's disease, Guillain-Barre syndrome, obsessive-compulsive disorder, optic neuritis, retinal degeneration, dry eye syndrome DES, Sjogren's syndrome, amyotrophic lateral sclerosis (ALS), Parkinson's disease, Huntington's Disease, Guillain-Barre syndrome, myasthenia gravis, and chronic idiopathic demyelinating disease (CID), vascular diseases (*e.g.*, autoimmune hearing loss, systemic vasculitis, and atherosclerosis), skin diseases (*e.g.*, acne

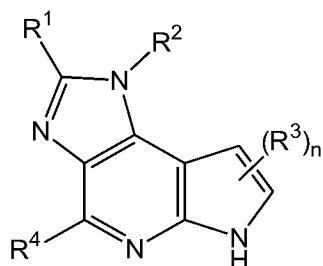
vulgaris dermatomyositis, pemphigus, systemic lupus erythematosus (SLE), discoid lupus erythematosus, scleroderma, psoriasis, plaque psoriasis, vasculitides, vitiligo and alopecias), Hashimoto's thyroiditis, pernicious anemia, Cushing's disease, Addison's disease, chronic active hepatitis, polycystic ovary syndrome (PCOS), celiac disease, pemphigus, transplant rejection (allograft transplant rejection), graft-versus-host disease (GVDH), or a related disease or disorder thereof.

[00144] In yet another aspect, the invention generally relates to a unit dosage form comprising a pharmaceutical composition disclosed herein.

[00145] In certain embodiments, the unit dosage form is a solid dosage form, for example, in the forms of capsules, tablets, pills, powders or granules. In certain embodiments, the unit dosage form is a tablet. In certain embodiments, the unit dosage form is a capsule.

[00146] In certain embodiments, the unit dosage form is a liquid dosage form, for example, in the forms of emulsions, solutions, suspensions, syrups or elixirs.

[00147] In yet another aspect, the invention generally relates to a method for treating or reducing a disease or disorder, comprising: administering to a subject in need thereof a pharmaceutical composition comprising a compound having the structural formula (I):



(I)

wherein

$R^1$  is selected from hydrogen,  $C_1$ - $C_6$  (e.g.,  $C_1$ - $C_3$ ) unsubstituted or substituted alkyl,  $OR'$ ,  $COOR'$  and  $CONR'R''$ ;

$R^2$  is selected from  $C_3$ - $C_{10}$  (e.g.,  $C_3$ - $C_6$ ) cycloalkyl, bicycloalkyl, spirocyclic or bridgedcycloalkyl, substituted with  $NR'C(=O)R^x$ ,  $NR'C(=O)OR^x$ ,  $NR'C(=O)NR^xR^y$ ,  $C(=O)NR^xR^y$ ,  $NR'SO_2R^x$ ,  $NR'SO_2NR^xR^y$ ,  $CR'R''SO_2R^x$  or  $CR'R''SO_2NR^xR^y$ ;

each  $R^3$  is independently selected from hydrogen,  $C_1$ - $C_6$  (e.g.,  $C_1$ - $C_3$ ) unsubstituted or substituted alkyl,  $OR'$ ,  $COOR'$  and  $CONR'R''$ ;

$R^4$  is a group selected from hydrogen, halogen, CN,  $C_1$ - $C_6$  (e.g.,  $C_1$ - $C_3$ ) unsubstituted or

substituted alkyl, OR', and NHR';

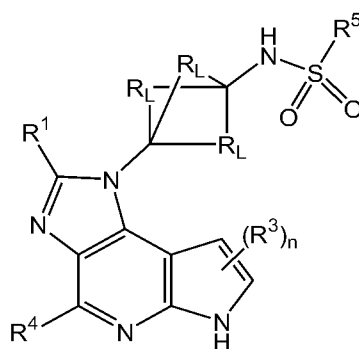
each of R<sup>x</sup> and R<sup>y</sup> is independently selected from H, alkyl (*e.g.*, C<sub>1</sub>-C<sub>6</sub> alkyl), cycloalkyl (*e.g.*, C<sub>3</sub>-C<sub>10</sub> cycloalkyl), heterocycloalkyl (*e.g.*, C<sub>2</sub>-C<sub>9</sub> heterocycloalkyl), aryl (*e.g.*, C<sub>4</sub>-C<sub>10</sub> aryl), heteroaryl (*e.g.*, C<sub>3</sub>-C<sub>9</sub> heteroaryl) and R<sup>x</sup> and R<sup>y</sup> may together form a 3- to 7-membered (*e.g.*, 3- or 4-membered) ring, and each of R<sup>x</sup> and R<sup>y</sup> is optionally substituted with one or more of halogen (*e.g.*, F, Cl), CN, OR', NR'R'', alkyl (*e.g.*, C<sub>1</sub>-C<sub>6</sub> alkyl), haloalkyl (*e.g.*, CHF<sub>2</sub>, CF<sub>3</sub>), cyanoalkyl (*e.g.*, CH<sub>2</sub>CN), hydroxyalkyl (*e.g.*, CH<sub>2</sub>OH) and alkoxyalkyl (*e.g.*, CH<sub>2</sub>O-alkyl);

each of R' and R'' is independently selected from hydrogen and C<sub>1</sub>-C<sub>6</sub> (*e.g.*, C<sub>1</sub>-C<sub>3</sub>) unsubstituted and substituted alkyl and R' and R'' may together form a 3- to 7-membered (*e.g.*, 3- or 4-membered) ring; and

*n* is 1 or 2,

or a pharmaceutically acceptable form or an isotope derivative thereof, effective to treat or reduce one or more of inflammatory diseases, immune-mediated diseases and cancer, or a related disease or disorder, in a mammal, including a human.

[00148] In yet another aspect, the invention generally relates to a method for treating or reducing a disease or disorder, comprising: administering to a subject in need thereof a pharmaceutical composition comprising a compound having the structural formula (VII):



(VII)

wherein

R<sup>1</sup> is selected from hydrogen, C<sub>1</sub>-C<sub>6</sub> (*e.g.*, C<sub>1</sub>-C<sub>3</sub>) unsubstituted or substituted alkyl, OR', COOR' and CONR'R'';

each R<sup>3</sup> is independently selected from hydrogen, C<sub>1</sub>-C<sub>6</sub> (*e.g.*, C<sub>1</sub>-C<sub>3</sub>) unsubstituted or substituted alkyl, OR', COOR' and CONR'R'';

R<sup>4</sup> is a group selected from hydrogen (*e.g.*, F, Cl), halogen, CN, C<sub>1</sub>-C<sub>6</sub> (*e.g.*, C<sub>1</sub>-C<sub>3</sub>)

unsubstituted or substituted alkyl, OR', and NHR';

R<sup>5</sup> is R<sup>x</sup> or NR<sup>x</sup>R<sup>y</sup>, wherein each of R<sup>x</sup> and R<sup>y</sup> is independently selected from H, alkyl (*e.g.*, C<sub>1</sub>-C<sub>6</sub> alkyl), cycloalkyl (*e.g.*, C<sub>3</sub>-C<sub>10</sub> cycloalkyl), heterocycloalkyl (*e.g.*, C<sub>2</sub>-C<sub>9</sub> heterocycloalkyl), aryl (*e.g.*, C<sub>4</sub>-C<sub>10</sub> aryl), heteroaryl (*e.g.*, C<sub>3</sub>-C<sub>9</sub> heteroaryl) and R<sup>x</sup> and R<sup>y</sup> may together form a 3- to 7-membered (*e.g.*, 3- or 4-membered) ring, and optionally substituted with one or more of halogen (*e.g.*, F, Cl), CN, OR', NR'R'', alkyl (*e.g.*, C<sub>1</sub>-C<sub>6</sub> alkyl), haloalkyl (*e.g.*, CHF<sub>2</sub>, CF<sub>3</sub>), cyanoalkyl (*e.g.*, CH<sub>2</sub>CN), hydroxyalkyl (*e.g.*, CH<sub>2</sub>OH) and alkoxyalkyl (*e.g.*, CH<sub>2</sub>O-alkyl); *provided that* when R<sup>5</sup> is R<sup>x</sup>, R<sup>x</sup> is not H (*i.e.*, R<sup>5</sup> is not H);

each R<sub>L</sub> is independently (CH<sub>2</sub>)<sub>m</sub> and *m* is independently 0, 1, 2 or 3, wherein when *m* is 0, the respective bridge is absent;

each R' and R'' is independently selected from hydrogen and C<sub>1</sub>-C<sub>6</sub> (*e.g.*, C<sub>1</sub>-C<sub>3</sub>) unsubstituted and substituted alkyl and R' and R'' may together form a 3- to 7-membered (*e.g.*, 3- or 4-membered) ring; and

*n* is 1 or 2,

or a pharmaceutically acceptable form or an isotope derivative thereof, and a pharmaceutically acceptable excipient, carrier, or diluent, effective to treat or reduce one or more of inflammatory diseases, immune-mediated diseases and cancer, or a related disease or disorder, in a mammal, including a human.

[00149] In yet another aspect, the invention generally relates to a method for treating or reducing a disease or disorder, comprising: administering to a subject in need thereof a pharmaceutical composition comprising a compound disclosed herein, wherein the disease or disorder is one or more of inflammatory diseases, immune-mediated diseases and cancer, or a related disease or disorder.

[00150] In certain embodiments, the method of the invention is useful for treating or reducing an autoimmune disease.

[00151] In certain embodiments, the disease or disorder is selected from: asthma, allergies, arthritis (*e.g.*, rheumatoid arthritis, psoriatic arthritis, and ankylosing spondylitis), juvenile arthritis, inflammatory bowel diseases (*e.g.*, ulcerative colitis and Crohn's disease), endocrinopathies (*e.g.*, type 1 diabetes and Graves' disease), neurodegenerative diseases (*e.g.*, multiple sclerosis (MS)), autistic spectrum disorder, depression, Alzheimer's disease, Guillain-Barre syndrome, obsessive-compulsive disorder, optic neuritis, retinal degeneration, dry eye

syndrome DES, Sjogren's syndrome, amyotrophic lateral sclerosis (ALS), Parkinson's disease, Huntington's Disease, Guillain-Barre syndrome, myasthenia gravis, and chronic idiopathic demyelinating disease (CID), vascular diseases (*e.g.*, autoimmune hearing loss, systemic vasculitis, and atherosclerosis), skin diseases (*e.g.*, acne vulgaris dermatomyositis, pemphigus, systemic lupus erythematosus (SLE), discoid lupus erythematosus, scleroderma, psoriasis, plaque psoriasis, vasculitics, vitiligo and alopecias), Hashimoto's thyroiditis, pernicious anemia, Cushing's disease, Addison's disease, chronic active hepatitis, polycystic ovary syndrome (PCOS), celiac disease, pemphigus, transplant rejection (allograft transplant rejection), graft-versus-host disease (GVDH), or a related disease or disorder thereof.

[00152] In certain embodiments, the method of the invention is useful for treating or reducing an inflammatory disease, or a related disease or disorder.

[00153] In certain embodiments, the method of the invention is useful for treating or reducing an autoimmune disease, or a related disease or disorder.

[00154] In certain embodiments, the method of the invention is useful for treating or reducing an immune-mediated disease, or a related disease or disorder.

[00155] In certain embodiments, the method of the invention is useful for treating or reducing cancer, or a related disease or disorder.

[00156] In certain embodiments, the method of the invention is useful for treating or reducing one or more of rheumatoid arthritis, ankylosing spondylitis, psoriasis, atopic dermatitis, inflammatory bowel disease, Crohn's, ulcerative colitis, DES, vitiligo, alopecia areata, alopecia totalis.

[00157] In yet another aspect, the invention generally relates to use of a compound disclosed herein and a pharmaceutically acceptable excipient, carrier, or diluent, in preparation of a medicament for treating a disease or disorder.

[00158] In certain embodiments of such use, the disease or disorder is one or more of inflammatory diseases, immune-mediated diseases and cancer.

[00159] In certain embodiments of such use, the disease or disorder is an autoimmune disease.

[00160] In certain embodiments of such use, the disease or disorder is selected from: asthma, allergies, arthritis (*e.g.*, rheumatoid arthritis, psoriatic arthritis, and ankylosing spondylitis), juvenile arthritis, inflammatory bowel diseases (*e.g.*, ulcerative colitis and Crohn's disease), endocrinopathies (*e.g.*, type 1 diabetes and Graves' disease), neurodegenerative diseases (*e.g.*,

multiple sclerosis (MS), autistic spectrum disorder, depression, Alzheimer's disease, Guillain-Barre syndrome, obsessive-compulsive disorder, optic neuritis, retinal degeneration, dry eye syndrome, Sjogren's syndrome, amyotrophic lateral sclerosis (ALS), Parkinson's disease, Huntington's Disease, Guillain-Barre syndrome, myasthenia gravis, and chronic idiopathic demyelinating disease (CID), vascular diseases (*e.g.*, autoimmune hearing loss, systemic vasculitis, and atherosclerosis), skin diseases (*e.g.*, acne vulgaris, dermatomyositis, pemphigus, systemic lupus erythematosus (SLE), discoid lupus erythematosus, scleroderma, psoriasis, plaque psoriasis, vasculitis, vitiligo and alopecia), Hashimoto's thyroiditis, pernicious anemia, Cushing's disease, Addison's disease, chronic active hepatitis, polycystic ovary syndrome (PCOS), celiac disease, pemphigus, transplant rejection (allograft transplant rejection), graft-versus-host disease (GVHD), or a related disease or disorder thereof.

[00161] In certain embodiments of such use, the disease or disorder is one or more of rheumatoid arthritis, ankylosing spondylitis, psoriasis, atopic dermatitis, inflammatory bowel disease, Crohn's, ulcerative colitis, DES, vitiligo, alopecia areata, alopecia totalis.

[00162] In certain embodiments of the use, the medicament is for oral administration.

[00163] In certain embodiments of the use, the medicament is for topical administration.

[00164] The term "inflammatory disease" refers to a disease or condition characterized by aberrant inflammation, *e.g.* an increased level of inflammation compared to a control such as a healthy person not suffering from a disease. Examples of inflammatory diseases that may be treated with a compound, pharmaceutical composition, or method described herein include autoimmune diseases, traumatic brain injury, arthritis, rheumatoid arthritis, psoriatic arthritis, juvenile idiopathic arthritis, multiple sclerosis, systemic lupus erythematosus (SLE), myasthenia gravis, juvenile onset diabetes, diabetes mellitus type 1, Guillain-Barre syndrome, Hashimoto's encephalitis, Hashimoto's thyroiditis, ankylosing spondylitis, psoriasis, Sjogren's syndrome, vasculitis, glomerulonephritis, auto-immune thyroiditis, Behcet's disease, Crohn's disease, ulcerative colitis, bullous pemphigoid, sarcoidosis, ichthyosis, Graves ophthalmopathy, inflammatory bowel disease, Addison's disease, Vitiligo, asthma, allergic asthma, acne vulgaris, celiac disease, chronic prostatitis, inflammatory bowel disease, pelvic inflammatory disease, reperfusion injury, ischemia reperfusion injury, stroke, sarcoidosis, transplant rejection, interstitial cystitis, atherosclerosis, scleroderma, and atopic dermatitis. Such conditions are frequently inextricably intertwined with other diseases, disorders and conditions. A non-limiting

list of inflammatory-related diseases, disorders and conditions which may, for example, be caused by inflammatory cytokines, include, arthritis, kidney failure, lupus, asthma, psoriasis, colitis, pancreatitis, allergies, fibrosis, surgical complications (*e.g.*, where inflammatory cytokines prevent healing), anemia, and fibromyalgia. Other diseases and disorders, which may be associated with chronic inflammation include Alzheimer's disease, congestive heart failure, stroke, aortic valve stenosis, arteriosclerosis, osteoporosis, Parkinson's disease, infections, inflammatory bowel disease (IBD), allergic contact dermatitis and other eczemas, systemic sclerosis, transplantation and multiple sclerosis. Some of the aforementioned diseases, disorders and conditions for which a compound of the present disclosure may be particularly efficacious (due to, for example, limitations of current therapies) are described in more detail hereafter.

[00165] The term “autoimmune disease” refers to a disease or condition in which a subject's immune system has an aberrant immune response against a substance that does not normally elicit an immune response in a healthy subject. Examples of autoimmune diseases that may be treated with a compound, pharmaceutical composition, or method described herein include acne vulgaris, acute disseminated encephalomyelitis, acute necrotizing hemorrhagic leukoencephalitis, Addison's disease, agammaglobulinemia, Aicardi-Goutières syndrome (AGS), alopecia areata, alopecia totalis, amyloidosis, ankylosing spondylitis, anti-GBM/anti-TBM nephritis, antiphospholipid syndrome, autoimmune angioedema, autoimmune aplastic anemia, autoimmune dysautonomia, autoimmune hepatitis, autoimmune hyperlipidemia, autoimmune immunodeficiency, autoimmune inner ear disease, autoimmune myocarditis, autoimmune oophoritis, autoimmune pancreatitis, autoimmune retinopathy, autoimmune thrombocytopenic purpura, autoimmune thyroid disease, autoimmune urticaria, axonal or neuronal neuropathies, balo disease, Behcet's disease, bullous pemphigoid, cardiomyopathy, Castleman disease, celiac disease, Chagas disease, chronic atypical neutrophilic dermatosis with lipodystrophy and elevated temperature (CANDLE), chronic active hepatitis, chronic fatigue syndrome, chronic inflammatory demyelinating polyneuropathy, chronic recurrent multifocal osteomyelitis, Churg-Strauss syndrome, cicatricial pemphigoid/benign mucosal pemphigoid, Crohn's disease, Cogans syndrome, cold agglutinin disease, congenital heart block, coxsackie myocarditis, CREST disease, Cushing's disease, demyelinating neuropathies, depression, dermatitis herpetiformis, dermatomyositis, Devic's disease (neuromyelitis optica), discoid lupus, Dressler's syndrome, dry eye syndrome DES (keratoconjunctivitis sicca), endometriosis, eosinophilic esophagitis,



eosinophilic fasciitis, erythema nodosum, essential mixed cryoglobulinemia, experimental allergic encephalomyelitis, Evans syndrome, fibromyalgia, fibrosing alveolitis, giant cell arteritis (temporal arteritis), giant cell myocarditis, glomerulonephritis, Goodpasture's syndrome, granulomatosis with polyangiitis, graft-versus-host disease (GVDH), Graves' disease, Guillain-Barre syndrome, Hashimoto's encephalitis, Hashimoto's thyroiditis, hemolytic anemia, Henoch-Schonlein purpura, herpes gestationis, hidradenitis suppurativa, hypogammaglobulinemia, idiopathic thrombocytopenic purpura, IgA nephropathy, IgG4-related sclerosing disease, inflammatory bowel disease (IBD), immunoregulatory lipoproteins, inclusion body myositis, interstitial cystitis, juvenile arthritis, juvenile diabetes (Type 1 diabetes), juvenile dermatomyositis (JDM), juvenile myositis, Kawasaki syndrome, Lambert-Eaton syndrome, leukocytoclastic vasculitis, lichen planus, lichen sclerosus, ligneous conjunctivitis, linear IgA disease, lupus, Lyme disease, chronic, Meniere's disease, microscopic polyangiitis, mixed connective tissue disease, Mooren's ulcer, Mucha-Habermann disease, multiple sclerosis (MS), myasthenia gravis, myositis, narcolepsy, neuromyelitis optica, neutropenia, ocular cicatricial pemphigoid, optic neuritis, palindromic rheumatism, pediatric autoimmune neuropsychiatric disorders associated with streptococcus, paraneoplastic cerebellar degeneration, paroxysmal nocturnal hemoglobinuria p, Parry Romberg syndrome, Parsonage-Turner syndrome, Pars planitis (peripheral uveitis), pemphigus, peripheral neuropathy, perivenous encephalomyelitis, pernicious anemia, POEMS syndrome, polyarteritis nodosa, polycystic ovary syndrome (PCOS), Type I, II, & III autoimmune polyglandular syndromes, polymyalgia rheumatica, polymyositis, postmyocardial infarction syndrome, postpericardiotomy syndrome, progesterone dermatitis, primary biliary cirrhosis, primary sclerosing cholangitis, psoriasis, psoriatic arthritis, plaque psoriasis, idiopathic pulmonary fibrosis, pyoderma gangrenosum, pure red cell aplasia, Raynauds phenomenon, reactive Arthritis, reflex sympathetic dystrophy, Reiter's syndrome, relapsing polychondritis, restless legs syndrome, retroperitoneal fibrosis, rheumatic fever, rheumatoid arthritis, sarcoidosis, Schmidt syndrome, scleritis, scleroderma, Sjogren's syndrome, sperm & testicular autoimmunity, stiff person syndrome, stimulator of interferon genes (STING)-associated vasculopathy with onset during infancy (SAVI), subacute bacterial endocarditis, Susac's syndrome, sympathetic ophthalmia, systemic lupus erythematosus (SLE), Takayasu's arteritis, temporal arteritis/Giant cell arteritis, thrombocytopenic purpura, Tolosa-Hunt syndrome, transplant rejection (allograft transplant rejection), transverse myelitis, Type 1

diabetes, ulcerative colitis, undifferentiated connective tissue disease, uveitis, vasculitis, vesiculobullous dermatosis, vitiligo, or Wegener's granulomatosis.

[00166] The term “immune-mediated disease” refers to chronic inflammatory diseases perpetuated by antibodies and cellular immunity. Immune-mediated diseases include, for example, but not limited to, asthma, allergies, arthritis (*e.g.*, rheumatoid arthritis, psoriatic arthritis, and ankylosing spondylitis), juvenile arthritis, inflammatory bowel diseases (*e.g.*, ulcerative colitis and Crohn's disease), endocrinopathies (*e.g.*, type 1 diabetes and Graves' disease), neurodegenerative diseases (*e.g.*, multiple sclerosis (MS)), autistic spectrum disorder, depression, Alzheimer's disease, Guillain-Barre syndrome, obsessive-compulsive disorder, optic neuritis, retinal degeneration, dry eye syndrome DES, Sjogren's syndrome, amyotrophic lateral sclerosis (ALS), Parkinson's disease, Huntington's Disease, Guillain-Barre syndrome, myasthenia gravis, and chronic idiopathic demyelinating disease (CID), vascular diseases (*e.g.*, autoimmune hearing loss, systemic vasculitis, and atherosclerosis), and skin diseases (*e.g.*, acne vulgaris dermatomyositis, pemphigus, systemic lupus erythematosus (SLE), discoid lupus erythematosus, scleroderma, psoriasis, plaque psoriasis, vasculitics, vitiligo and alopecias). Hashimoto's thyroiditis, pernicious anemia, Cushing's disease, Addison's disease, chronic active hepatitis, polycystic ovary syndrome (PCOS), celiac disease, pemphigus, transplant rejection (allograft transplant rejection), graft-versus-host disease (GVDH).

[00167] The term “cancer” as used herein refers to all types of cancer, neoplasm or malignant tumors found in mammals, *e.g.*, humans, including hematological cancers leukemia, and lymphomas, T-ALL, solid cancers such as carcinomas and sarcomas. Exemplary cancers include blood cancer, brain cancer, glioma, glioblastoma, neuroblastoma, prostate cancer, colorectal cancer, pancreatic cancer, cervical cancer, gastric cancer, ovarian cancer, lung cancer, and cancer of the head. Exemplary cancers include cancer of the thyroid, endocrine system, brain, breast, cervix, colon, head & neck, liver, kidney, lung, non-small cell lung, melanoma, mesothelioma, ovary, sarcoma, stomach, uterus, Medulloblastoma, colorectal cancer, pancreatic cancer. Additional examples include myeloproliferative neoplasms, thyroid carcinoma, cholangiocarcinoma, pancreatic adenocarcinoma, skin cutaneous melanoma, colon adenocarcinoma, rectum adenocarcinoma, stomach adenocarcinoma, esophageal carcinoma, head and neck squamous cell carcinoma, breast invasive carcinoma, lung adenocarcinoma, lung squamous cell carcinoma, Hodgkin's Disease, Non-Hodgkin's Lymphoma, multiple myeloma,

neuroblastoma, glioma, glioblastoma multiforme, ovarian cancer, rhabdomyosarcoma, primary thrombocytosis, primary macroglobulinemia, primary brain tumors, cancer, malignant pancreatic insulanoma, malignant carcinoid, urinary bladder cancer, premalignant skin lesions, testicular cancer, lymphomas, thyroid cancer, neuroblastoma, esophageal cancer, genitourinary tract cancer, malignant hypercalcemia, endometrial cancer, adrenal cortical cancer, neoplasms of the endocrine or exocrine pancreas, medullary thyroid cancer, medullary thyroid carcinoma, melanoma, colorectal cancer, papillary thyroid cancer, hepatocellular carcinoma, or prostate cancer.

[00168] Isotopically-labeled compounds are also within the scope of the present disclosure. As used herein, an “isotopically-labeled compound” or “isotope derivative” refers to a presently disclosed compound including pharmaceutical salts and prodrugs thereof, each as described herein, in which one or more atoms are replaced by an atom having an atomic mass or mass number different from the atomic mass or mass number usually found in nature. Examples of isotopes that can be incorporated into compounds presently disclosed include isotopes of hydrogen, carbon, nitrogen, oxygen, phosphorous, fluorine and chlorine, such as  $^2\text{H}$ ,  $^3\text{H}$ ,  $^{13}\text{C}$ ,  $^{14}\text{C}$ ,  $^{15}\text{N}$ ,  $^{18}\text{O}$ ,  $^{17}\text{O}$ ,  $^{31}\text{P}$ ,  $^{32}\text{P}$ ,  $^{35}\text{S}$ ,  $^{18}\text{F}$ , and  $^{36}\text{Cl}$ , respectively.

[00169] By isotopically-labeling the presently disclosed compounds, the compounds may be useful in drug and/or substrate tissue distribution assays. Tritiated ( $^3\text{H}$ ) and carbon-14 ( $^{14}\text{C}$ ) labeled compounds are particularly preferred for their ease of preparation and detectability. Further, substitution with heavier isotopes such as deuterium ( $^2\text{H}$ ) can afford certain therapeutic advantages resulting from greater metabolic stability, for example increased *in vivo* half-life or reduced dosage requirements and, hence, may be preferred in some circumstances. Isotopically labeled compounds presently disclosed, including pharmaceutical salts, esters, and prodrugs thereof, can be prepared by any means known in the art.

[00170] Further, substitution of normally abundant hydrogen ( $^1\text{H}$ ) with heavier isotopes such as deuterium can afford certain therapeutic advantages, *e.g.*, resulting from improved absorption, distribution, metabolism and/or excretion (ADME) properties, creating drugs with improved efficacy, safety, and/or tolerability. Benefits may also be obtained from replacement of normally abundant  $^{12}\text{C}$  with  $^{13}\text{C}$ . (See, WO 2007/005643, WO 2007/005644, WO 2007/016361, and WO 2007/016431.)

[00171] Stereoisomers (*e.g.*, *cis* and *trans* isomers) and all optical isomers of a presently

disclosed compound (*e.g.*, R and S enantiomers), as well as racemic, diastereomeric and other mixtures of such isomers are within the scope of the present disclosure.

[00172] Compounds of the present invention are, subsequent to their preparation, preferably isolated and purified to obtain a composition containing an amount by weight equal to or greater than 95% (“substantially pure”), which is then used or formulated as described herein. In certain embodiments, the compounds of the present invention are more than 99% pure.

[00173] Solvates and polymorphs of the compounds of the invention are also contemplated herein. Solvates of the compounds of the present invention include, for example, hydrates.

[00174] General considerations in formulation and/or manufacture of pharmaceutical compositions agents can be found, for example, in Remington's Pharmaceutical Sciences, Sixteenth Edition, E. W. Martin (Mack Publishing Co., Easton, Pa., 1980), and Remington: The Science and Practice of Pharmacy, 21st Edition (Lippincott Williams & Wilkins, 2005).

[00175] Pharmaceutical compositions described herein can be prepared by any method known in the art of pharmacology. In general, such preparatory methods include the steps of bringing a compound described herein (the "active ingredient") into association with a carrier and/or one or more other accessory ingredients, and then, if necessary and/or desirable, shaping and/or packaging the product into a desired single- or multi-dose unit.

[00176] Pharmaceutical compositions can be prepared, packaged, and/or sold in bulk, as a single unit dose, and/or as a plurality of single unit doses. As used herein, a “unit dose” is discrete amount of the pharmaceutical composition comprising a predetermined amount of the active ingredient. The amount of the active ingredient is generally equal to the dosage of the active ingredient which would be administered to a subject and/or a convenient fraction of such a dosage such as, for example, one-half or one-third of such a dosage.

[00177] Solid dosage forms for oral administration include capsules, tablets, pills, powders, and granules. In such solid dosage forms, the compounds described herein or derivatives thereof are admixed with at least one inert customary excipient (or carrier) such as sodium citrate or dicalcium phosphate or (i) fillers or extenders, as for example, starches, lactose, sucrose, glucose, mannitol, and silicic acid, (ii) binders, as for example, carboxymethylcellulose, alginates, gelatin, polyvinylpyrrolidone, sucrose, and acacia, (iii) humectants, as for example, glycerol, (iv) disintegrating agents, as for example, agar-agar, calcium carbonate, potato or tapioca starch, alginic acid, certain complex silicates, and sodium carbonate, (v) solution retarders, as for

example, paraffin, (vi) absorption accelerators, as for example, quaternary ammonium compounds, (vii) wetting agents, as for example, cetyl alcohol, and glycerol monostearate, (viii) adsorbents, as for example, kaolin and bentonite, and (ix) lubricants, as for example, talc, calcium stearate, magnesium stearate, solid polyethylene glycols, sodium lauryl sulfate, or mixtures thereof. In the case of capsules, tablets, and pills, the dosage forms may also comprise buffering agents. Solid compositions of a similar type may also be employed as fillers in soft and hard-filled gelatin capsules using such excipients as lactose or milk sugar as well as high molecular weight polyethyleneglycols, and the like. Solid dosage forms such as tablets, dragees, capsules, pills, and granules can be prepared with coatings and shells, such as enteric coatings and others known in the art.

[00178] Liquid dosage forms for oral administration include pharmaceutically acceptable emulsions, solutions, suspensions, syrups, and elixirs. In addition to the active compounds, the liquid dosage forms may contain inert diluents commonly used in the art, such as water or other solvents, solubilizing agents, and emulsifiers, such as for example, ethyl alcohol, isopropyl alcohol, ethyl carbonate, ethyl acetate, benzyl alcohol, benzyl benzoate, propyleneglycol, 1,3-butylene glycol, dimethylformamide, oils, in particular, cottonseed oil, groundnut oil, corn germ oil, olive oil, castor oil, sesame oil, glycerol, tetrahydrofurfuryl alcohol, polyethyleneglycols, and fatty acid esters of sorbitan, or mixtures of these substances, and the like. Besides such inert diluents, the composition can also include additional agents, such as wetting, emulsifying, suspending, sweetening, flavoring, or perfuming agents.

[00179] Relative amounts of the active ingredient, the pharmaceutically acceptable excipient, and/or any additional ingredients in a pharmaceutical composition of the present disclosure will vary, depending upon the identity, size, and/or condition of the subject treated and further depending upon the route by which the composition is to be administered. By way of example, the composition may comprise between 0.1% and 100% (w/w) active ingredient.

[00180] The exact amount of a compound required to achieve an effective amount will vary from subject to subject, depending, for example, on species, age, and general condition of a subject, severity of the side effects or disorder, identity of the particular compound(s), mode of administration, and the like. The desired dosage can be delivered three times a day, two times a day, once a day, every other day, every third day, every week, every two weeks, every three weeks, or every four weeks. In certain embodiments, the desired dosage can be delivered using

multiple administrations (*e.g.*, two, three, four, five, six, seven, eight, nine, ten, eleven, twelve, thirteen, fourteen, or more administrations).

[00181] In certain embodiments, an effective amount of a compound for administration one or more times a day to an adult human of 70 Kg may comprise about 0.001 mg to about 3,000 mg (*e.g.*, about 0.001 mg to about 2,000 mg, about 0.001 mg to about 1,000 mg, about 0.001 mg to about 500 mg, about 0.001 mg to about 100 mg, about 0.001 mg to about 50 mg, about 0.001 mg to about 10 mg, about 0.01 mg to about 1,000 mg, about 0.1 mg to about 1,000 mg, about 1 mg to about 1,000 mg, about 10 mg to about 1,000 mg, about 100 mg to about 1,000 mg, about 1 mg to about 500 mg, about 5 mg to about 250 mg) of a compound per unit dosage form.

[00182] In certain embodiments, a compound described herein may be administered at dosage levels sufficient to deliver from about 0.001 mg/Kg to about 1,000 mg/Kg (*e.g.*, from about 0.01 mg/Kg to about 1,000 mg/Kg, from about 0.1 mg/Kg to about 1,000 mg/Kg, from about 1 mg/Kg to about 1,000 mg/Kg, from about 0.001 mg/Kg to about 100 mg/Kg, from about 0.001 mg/Kg to about 10 mg/Kg, from about 0.001 mg/Kg to about 1 mg/Kg, from about 0.1 mg/Kg to about 40 mg/Kg, from about 0.5 mg/Kg to about 30 mg/Kg, from about 0.01 mg/Kg to about 10 mg/Kg, from about 0.1 mg/Kg to about 10 mg/Kg, or from about 1 mg/Kg to about 25 mg/Kg) of subject body weight per day, one or more times a day, to obtain the desired therapeutic effect.

[00183] In some embodiments, the dosing regimen is continued for days, weeks, months, or years.

[00184] It will be appreciated that dose ranges as described herein provide guidance for the administration of provided pharmaceutical compositions to an adult. The amount to be administered to, for example, a child or an adolescent can be determined by a medical practitioner or person skilled in the art and can be lower or the same as that administered to an adult.

[00185] It will be also appreciated that a compound or pharmaceutical composition, as described herein, can be administered in combination with one or more additional therapeutically active agents. In certain embodiments, a compound or pharmaceutical composition provided herein is administered in combination with one or more additional therapeutically active agents that improve its bioavailability, reduce and/or modify its metabolism, inhibit its excretion, and/or modify its distribution within the body. It will also be appreciated that the therapy employed may achieve a desired effect for the same disorder, and/or it may achieve different effects.

[00186] The compound or pharmaceutical composition can be administered concurrently with, prior to, or subsequent to, one or more additional therapeutically active agents. In general, each agent will be administered at a dose and/or on a time schedule determined for that agent. It will further be appreciated that the additional therapeutically active agent utilized in this combination can be administered together in a single composition or administered separately in different compositions. The particular combination to employ in a regimen will consider compatibility of a provided compound with the additional therapeutically active agent and/or the desired therapeutic effect to be achieved. In general, it is expected that additional therapeutically active agents utilized in combination be utilized at levels that do not exceed the levels at which they are utilized individually. In some embodiments, the levels utilized in combination will be lower than those utilized individually.

[00187] Exemplary additional therapeutically active agents include, but are not limited to, small organic molecules such as drug compounds, *e.g.*, compounds approved by the U.S. Food and Drug Administration (FDA) as provided in the Code of Federal Regulations (CFR), peptides, proteins, carbohydrates, monosaccharides, oligosaccharides, polysaccharides, nucleoproteins, mucoproteins, lipoproteins, synthetic polypeptides or proteins, small molecules linked to proteins, glycoproteins, steroids, nucleic acids, DNAs, RNAs, nucleotides, nucleosides, oligonucleotides, antisense oligonucleotides, lipids, hormones, vitamins and cells.

[00188] Materials, compositions, and components disclosed herein can be used for, can be used in conjunction with, can be used in preparation for, or are products of the disclosed methods and compositions. It is understood that when combinations, subsets, interactions, groups, *etc.* of these materials are disclosed that while specific reference of each various individual and collective combinations and permutations of these compounds may not be explicitly disclosed, each is specifically contemplated and described herein. For example, if a method is disclosed and discussed and a number of modifications that can be made to a number of molecules including in the method are discussed, each and every combination and permutation of the method, and the modifications that are possible are specifically contemplated unless specifically indicated to the contrary. Likewise, any subset or combination of these is also specifically contemplated and disclosed. This concept applies to all aspects of this disclosure including, but not limited to, steps in methods using the disclosed compounds or compositions. Thus, if there are a variety of additional steps that can be performed, it is understood that each of these additional steps can be

performed with any specific method steps or combination of method steps of the disclosed methods, and that each such combination or subset of combinations is specifically contemplated and should be considered disclosed.

[00189] Certain compounds of the present invention may exist in particular geometric or stereoisomeric forms. The present invention contemplates all such compounds, including *cis*- and *trans*-isomers, *R*- and *S*-enantiomers, diastereomers, (D)-isomers, (L)-isomers, the racemic mixtures thereof, and other mixtures thereof, as falling within the scope of the invention.

Additional asymmetric carbon atoms may be present in a substituent such as an alkyl group. All such isomers, as well as mixtures thereof, are intended to be included in this invention.

[00190] Isomeric mixtures containing any of a variety of isomer ratios may be utilized in accordance with the present invention. For example, where only two isomers are combined, mixtures containing 50:50, 60:40, 70:30, 80:20, 90:10, 95:5, 96:4, 97:3, 98:2, 99:1, or 100:0 isomer ratios are contemplated by the present invention. Those of ordinary skill in the art will readily appreciate that analogous ratios are contemplated for more complex isomer mixtures.

[00191] If, for instance, a particular enantiomer of a compound of the present invention is desired, it may be prepared by asymmetric synthesis, or by derivation with a chiral auxiliary, where the resulting diastereomeric mixture is separated and the auxiliary group cleaved to provide the pure desired enantiomers. Alternatively, where the molecule contains a basic functional group, such as amino, or an acidic functional group, such as carboxyl, diastereomeric salts are formed with an appropriate optically-active acid or base, followed by resolution of the diastereomers thus formed by fractional crystallization or chromatographic methods well known in the art, and subsequent recovery of the pure enantiomers.

[00192] The following examples are meant to be illustrative of the practice of the invention and not limiting in any way.

### Examples

#### Abbreviations

[00193] Certain abbreviations are listed below.

Methanol:	MeOH
Dichloromethane:	DCM
Petroleum ether:	PE



Ethyl acetate:	EtOAc
Triethylamine:	TEA
Sodium hydroxide:	NaOH
Nitrogen:	N <sub>2</sub>
Diphenyl phosphoryl azide:	DPPA
Thin-Layer Chromatography:	TLC
High Performance Liquid Chromatography:	HPLC
N,N-Diisopropylethylamine:	DIPEA
N,N-Dimethylformamide:	DMF
4-Methylbenzene-1-sulfonyl chloride:	TsCl
Room temperature:	RT
Hours:	hrs

Representative methods of prep-HPLC: (flow rate and gradient may change)

[00194] Exemplary methods for prep-HPLC are provided below.

[00195] *Method A:* NH<sub>4</sub>HCO<sub>3</sub>:

(Column: XBridge Prep C18 5 μm OBD 19\*150 mm, PN 186002979; mobile phase: CH<sub>3</sub>CN in water (0.1% NH<sub>4</sub>HCO<sub>3</sub>) from 20% to 60%, flow rate: 15 mL/min).

*Method B:*

(Column: XBridge Prep C18 5 μm OBD 19\*150 mm, PN 186002979; mobile phase: CH<sub>3</sub>CN in water (0.1% formic acid) from 15% to 40%, flow rate: 15 mL/min)

Representative methods of analytical-HPLC

[00196] *Method 1:* Analysis was performed on an Agilent 1260 series HPLC-6120MS.

UHPLC Long Gradient Equivalent 5% to 95% acetonitrile (containing 0.02% NH<sub>4</sub>OAc) in water run time of 6.5 minutes with a flow rate of 1.5 mL/min. A XBridge C18 column (5 μm, 4.6\*50 mm; PN 186003113) was used at a temperature of 40 °C.

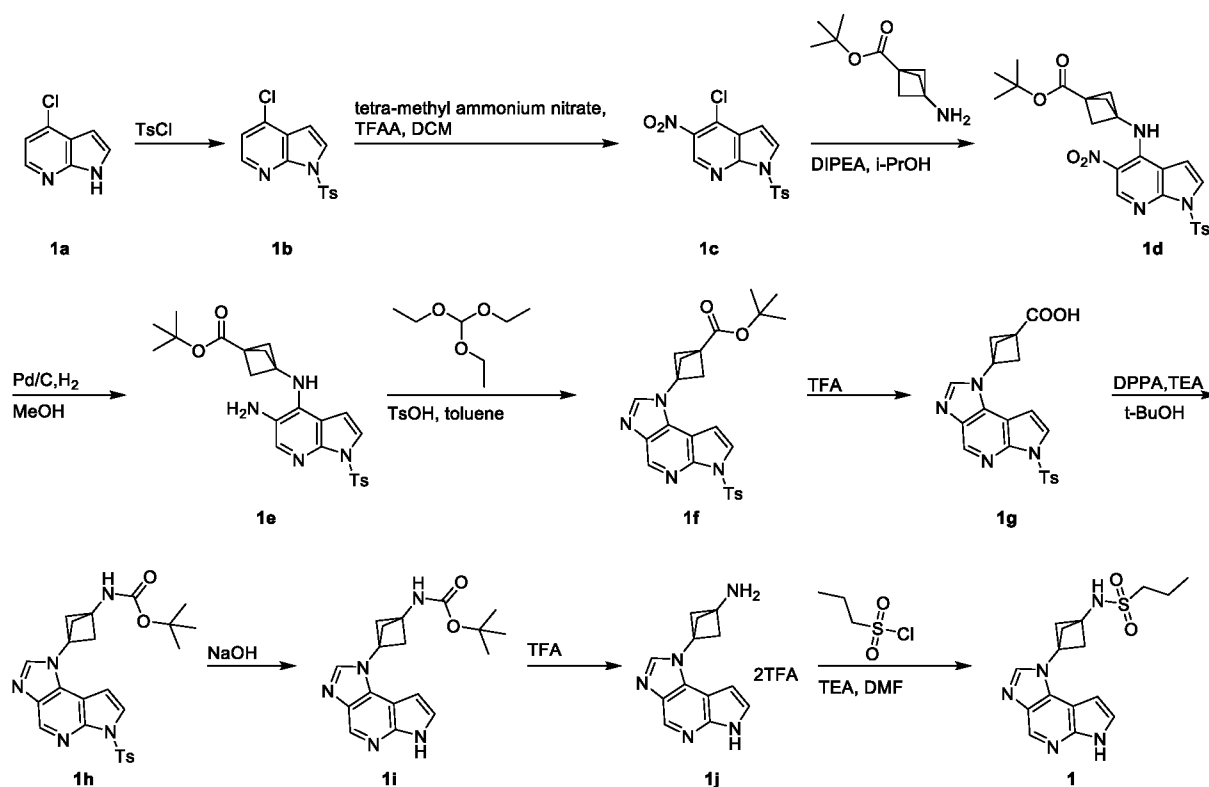
[00197] *Method 2:* Analysis was performed on an Agilent 1200 series HPLC-6120MS.

UHPLC Long Gradient Equivalent 5% to 95% acetonitrile (containing 0.1% trifluoroacetic acid) in water run time of 6.5 minutes with a flow rate of 1.5 mL/min. A XBridge C18 column (5 μm, 4.6\*50 mm; PN 186003113) was used at a temperature of 40 °C.

[00198] *Method 3:* Analysis was performed on an Agilent 1260 series HPLC-6120MS.

UHPLC Long Gradient Equivalent 5% to 95% acetonitrile (containing 0.02% NH<sub>4</sub>OAc) in water run time of 6.5 minutes with a flow rate of 2 mL/min. A Diamonsil Plus C18 column (5 μm, 4.6\*30 mm Cat# 99436) was used at a temperature of 40 °C.

### Example 1



#### Step 1. 4-Chloro-1-tosyl-1H-pyrrolo[2,3-b]pyridine (1b)

[00199] Compound **1a** (30 g, 0.2 mol) and TsCl (45 g, 0.24 mol) were dissolved in a mixture of acetone and water (600 mL, V:V = 5:1) followed by the addition of NaOH (11.8 g, 0.29 mmol) at 0 °C. After stirring at RT for 1 h, the mixture was concentrated to 100 mL of solvent and cooled with ice-water. The formed solid was filtered and dried to afford title product as a white solid (52 g, 86% yield). <sup>1</sup>H NMR (400 MHz, CDCl<sub>3</sub>) δ 8.30 (d, *J* = 5.6 Hz, 1H), 8.05 (d, *J* = 8.4 Hz, 2H), 7.76 (d, *J* = 4.0 Hz, 1H), 7.27 (d, *J* = 8.4 Hz, 2H), 7.18 (d, *J* = 5.2 Hz, 1H), 6.69 (d, *J* = 4.0 Hz, 1H), 2.37 (s, 3H).

#### Step 2. 4-Chloro-5-nitro-1-tosyl-1H-pyrrolo[2,3-b]pyridine (1c)

[00200] To a mixture of compound **1b** (5.0 g, 16.3 mmol) and 75 mL of DCM was added

tetrabutylammonium nitrate (2.9 g, 21.3 mmol) portion-wise at 0 °C followed by trifluoroacetic anhydride (3.14 mL, 22.2 mmol) slowly. After stirring for 16 hrs at RT, another portion of tetrabutylammonium nitrate (0.58 g, 4.23 mmol) and trifluoroacetic anhydride (0.8 mL, 5.7 mmol) were added at 0 °C. After warmed up to room temperature, the reaction mixture was stirred for 4 hrs at RT. The reaction mixture was diluted with DCM (150 mL), washed with water (30 mL X 2) and then concentrated to dryness. The residue was triturated in MeOH to afford title product as a white solid (3.15 g, 55% yield). LC-MS (Method 2):  $t_R = 1.76$  min,  $m/z$  (M+H)<sup>+</sup> = 351.8.

**Step 3. *Tert*-butyl 3-((5-nitro-1-tosyl-1*H*-pyrrolo[2,3-*b*]pyridin-4-yl)amino)bicyclo[1.1.1]pentane-1-carboxylate (1d)**

[00201] Compound **1c** (500 mg, 1.42 mmol), *tert*-butyl 3-aminobicyclo[1.1.1]pentane-1-carboxylate (313 mg, 1.71 mmol) and DIPEA (276 mg, 2.13 mmol) were dissolved in isopropanol (5 mL). The above solution was stirred at 120 °C for 2 hrs. After cooling, the formed solid was collected by filtering and dried to afford the title product as a brown solid (612 mg, 86% yield). <sup>1</sup>H NMR (400 MHz, CDCl<sub>3</sub>) δ 9.28 (s, 1H), 9.11 (s, 1H), 8.07 (d,  $J = 8.0$  Hz, 2H), 7.64 (d,  $J = 5.6$  Hz, 1H), 7.30 (d,  $J = 8.0$  Hz, 2H), 6.96 (d,  $J = 5.6$  Hz, 1H), 2.48 (s, 6H), 2.40 (s, 3H), 1.47 (s, 9H).

**Step 4. *Tert*-butyl 3-((5-amino-1-tosyl-1*H*-pyrrolo[2,3-*b*]pyridin-4-yl)amino)bicyclo[1.1.1]pentane-1-carboxylate (1e)**

[00202] Compound **1d** (600 mg, 1.22 mmol) was dissolved in MeOH (6 mL) followed by the addition of Pd/C (48 mg, 10%wt) in one portion. The mixture was hydrogenated (1 atm) at RT for 16 hrs. The mixture was filtered and the filtrate was concentrated. The residue was purified by *prep.* TLC (PE:EtOAc = 1:1) to afford the title product as a white solid (258 mg, 46% yield). LC-MS (Method 2):  $t_R = 1.64$  min,  $m/z$  (M+H)<sup>+</sup> = 469.0.

**Step 5. *Tert*-butyl 3-(6-tosylimidazo[4,5-*d*]pyrrolo[2,3-*b*]pyridin-1(6*H*)-yl)bicyclo[1.1.1]pentane-1-carboxylate (1f)**

[00203] Compound **1e** (258 mg, 0.55 mmol), triethyl orthoformate (204 mg, 1.37 mmol) and *p*-toluenesulfonic acid (10 mg, 0.05 mmol) were dissolved in toluene (6 mL). The mixture was stirred for 16 hrs at 120 °C. After cooling, the mixture was concentrated to dryness. The residue

was purified by chromatography on silica gel (elute: PE:EtOAc = 1:1) to afford the title product as a brown solid (191 mg, 73% yield). <sup>1</sup>H NMR (400 MHz, CDCl<sub>3</sub>) δ 8.91 (s, 1H), 8.10 (d, *J* = 8.0 Hz, 2H), 7.82 (d, *J* = 8.0 Hz, 2H), 7.27-7.25 (m, 2H), 6.83 (d, *J* = 4.4 Hz, 1H), 2.71 (s, 6H), 2.35 (s, 3H), 1.51 (s, 9H).

**Step 6. 3-(6-Tosylimidazo[4,5-d]pyrrolo[2,3-b]pyridin-1(6*H*)-yl)bicyclo[1.1.1]pentane-1-carboxylic acid (1g)**

[00204] To a solution of compound **1f** (191 mg, 0.40 mmol) in DCM (2 mL) was added TFA (1 mL). After stirring for 16 hrs at RT, the mixture was concentrated to dryness to afford crude title product as a brown solid (170 mg, 100% yield). LC-MS (Method 2): *t<sub>R</sub>* = 1.47 min, *m/z* (M+H)<sup>+</sup> = 423.0

**Step 7. *Tert*-butyl (3-(6-tosylimidazo[4,5-d]pyrrolo[2,3-b]pyridin-1(6*H*)-yl)bicyclo[1.1.1]pentan-1-yl)carbamate (1h)**

[00205] To a mixture of compound **1g** (153 mg, 0.36 mmol) in *tert*-butanol (7.2 mL) was added DPPA (130 mg, 0.47 mmol) and TEA (73 mg, 0.72 mmol) under N<sub>2</sub>. The mixture was stirred at RT for 30 minutes and then raised to 90 °C and stirred for another 16 hrs. After cooling, the mixture was concentrated to dryness. The residue was purified by chromatography on silica gel (elute: DCM:MeOH =50:1) to afford the title product as a brown solid (160 mg, 89% yield). LC-MS (Method 2): *t<sub>R</sub>* = 1.71 min, *m/z* (M+H)<sup>+</sup> = 494.0.

**Step 8. *Tert*-butyl (3-(imidazo[4,5-d]pyrrolo[2,3-b]pyridin-1(6*H*)-yl)bicyclo[1.1.1]pentan-1-yl)carbamate (1i)**

[00206] To a solution of compound **1h** (160 mg, 0.32 mmol) in MeOH (3 mL) and water (3 mL) was added NaOH (300 mg, 7.5 mmol). After stirring for 4 hrs at RT, the mixture was concentrated. The residue was diluted with water (20 mL) and extracted with EtOAc (30 mL\*2). The combined organic layers were concentrated to dryness and the residue was purified by chromatography on silica gel (elute: DCM:MeOH =20:1) to afford the title product as a white solid (60 mg, 55% yield). <sup>1</sup>H NMR (400 MHz, CDCl<sub>3</sub>) δ 9.99 (s, 1H), 9.81 (s, 1H), 7.80 (s, 1H), 7.39 (d, *J* = 4.4 Hz, 1H), 6.36 (d, *J* = 4.4 Hz, 1H), 5.30 (br s, 1H), 2.80 (s, 6H), 1.50 (s, 9H).

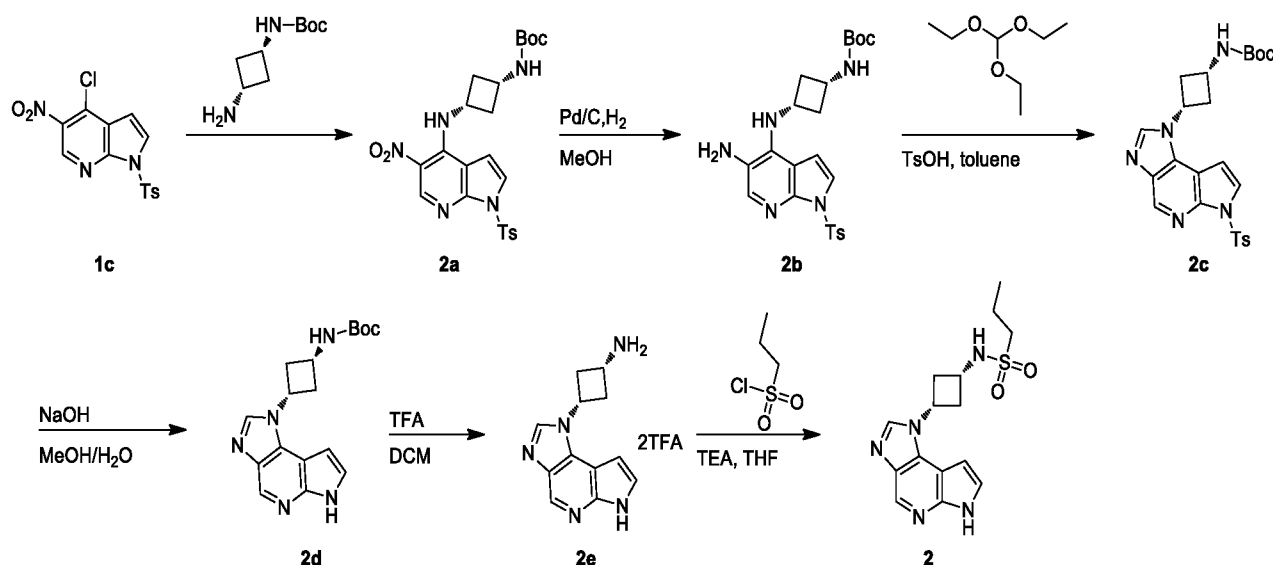
**Step 9. 3-(Imidazo[4,5-d]pyrrolo[2,3-b]pyridin-1(6*H*)-yl)bicyclo[1.1.1]pentan-1-amine 2,2,2-trifluoroacetate (1j)**

[00207] To a solution of compound **1i** (60 mg, 0.18 mmol) in DCM (2 mL) was added TFA (0.5 mL). After stirring for 1 hour at RT, the mixture was concentrated to dryness to afford crude title product as a brown solid (100 mg, 100% yield). LC-MS (Method 2):  $t_R = 0.309$  min,  $m/z$  (M+H)<sup>+</sup> = 240.0

**Step 10. N-(3-(Imidazo[4,5-d]pyrrolo[2,3-b]pyridin-1(6H)-yl)bicyclo[1.1.1]pentan-1-yl)propane-1-sulfonamide (1)**

[00208] To a solution of compound **1j** (40 mg, 0.16 mmol) and TEA (51 mg, 50 mmol) in DMF (1 mL) was added propane-1-sulfonyl chloride (28 mg, 0.5 mmol) at 0 °C. After stirring for 3 hrs at RT, the mixture was diluted with water (20 mL) and extracted with EtOAc (20 mL \* 3). The combined organic layers were concentrated to dryness. The residue was purified *prep.* HPLC (Method A) to afford the title product as a white solid (10 mg, 18% yield). LC-MS (Method 1):  $t_R = 2.71$  min,  $m/z$  (M+H)<sup>+</sup> = 346.0. <sup>1</sup>H NMR (400 MHz, DMSO-*d*<sub>6</sub>)  $\delta$  11.94 (s, 1H), 8.59 (d,  $J = 1.6$  Hz, 1H), 8.40 (s, 1H), 8.13 (s, 1H), 7.51 (s, 1H), 6.70 (d,  $J = 1.6$  Hz, 1H), 3.08 (d,  $J = 8.8$  Hz, 2H), 2.70 (s, 6H), 1.74 - 1.72 (m, 2H), 1.73 (d,  $J = 6.0$  Hz, 3H).

**Example 2**



**Step 1. Tert-butyl (cis-3-((5-nitro-1-tosyl-1H-pyrrolo[2,3-b]pyridin-4-yl)amino)cyclobutyl)carbamate (2a)**

[00209] Compound **2a** (380 mg) was synthesized in 89% yield by utilizing similar preparative

procedure of the third step of example 1 with compound 1c (300 mg, 0.85 mmol) and *tert*-butyl (*cis*-3-aminocyclobutyl)carbamate (191 mg, 1.02 mmol) as starting materials. <sup>1</sup>H NMR (400 MHz, CDCl<sub>3</sub>) δ 9.09 (s, 1H), 9.04 (d, *J* = 6.8 Hz, 1H), 8.06 (d, *J* = 8.4 Hz, 2H), 7.60 (d, *J* = 4.4 Hz, 1H), 7.30 (d, *J* = 8.4 Hz, 2H), 6.75 (d, *J* = 4.4 Hz, 1H), 4.73 (br s, 1H), 4.07 (br s, 1H), 3.04 - 2.92 (m, 2H), 2.41 (s, 3H), 2.03 - 1.94 (m, 2H), 1.40 (s, 9H).

**Step 2. *Tert*-butyl (*cis*-3-((5-amino-1-tosyl-1*H*-pyrrolo[2,3-*b*]pyridin-4-yl)amino)cyclobutyl)carbamate (2b)**

[00210] Compound 2b (300 mg) was synthesized in 84% yield by utilizing similar preparative procedure of the fourth step of example 1 with compound 2a (380 mg, 0.76 mmol) as starting materials. LC-MS (Method 1): *t<sub>R</sub>* = 1.63 min, *m/z* (M+H)<sup>+</sup> = 472.2

**Step 3. *Tert*-butyl (*cis*-3-(6-tosylimidazo[4,5-*d*]pyrrolo[2,3-*b*]pyridin-1(6*H*)-yl)cyclobutyl)carbamate (2c)**

[00211] Compound 2c (260 mg) was synthesized in 85% yield by utilizing similar preparative procedure of the fifth step of example 1 with compound 2b (300 mg, 0.64 mmol) and triethoxymethane (236 mg, 1.59 mmol) as starting materials. <sup>1</sup>H NMR (400 MHz, CDCl<sub>3</sub>) δ 9.90 (s, 1H), 8.10 (d, *J* = 8.4 Hz, 2H), 8.05 (s, 1H), 7.80 (d, *J* = 4.0 Hz, 1H), 7.25 (d, *J* = 8.4 Hz, 2H), 6.77 (d, *J* = 4.0 Hz, 1H), 4.73 (br s, 1H), 4.73 - 4.69 (m, 1H), 4.16 - 4.14 (m, 1H), 3.18 - 3.12 (m, 2H), 2.47 - 2.44 (m, 2H), 2.34 (s, 3H), 1.45 (s, 9H).

**Step 4. *Tert*-butyl (*cis*-3-(imidazo[4,5-*d*]pyrrolo[2,3-*b*]pyridin-1(6*H*)-yl)cyclobutyl)carbamate (2d)**

[00212] Compound 2d (165 mg) was synthesized in 93% yield by utilizing similar preparative procedure of the eighth step of example 1 with compound 2c (260 mg, 0.54 mmol) as starting materials. LC-MS (Method 1): *t<sub>R</sub>* = 1.47 min, *m/z* (M+H)<sup>+</sup> = 328.1.

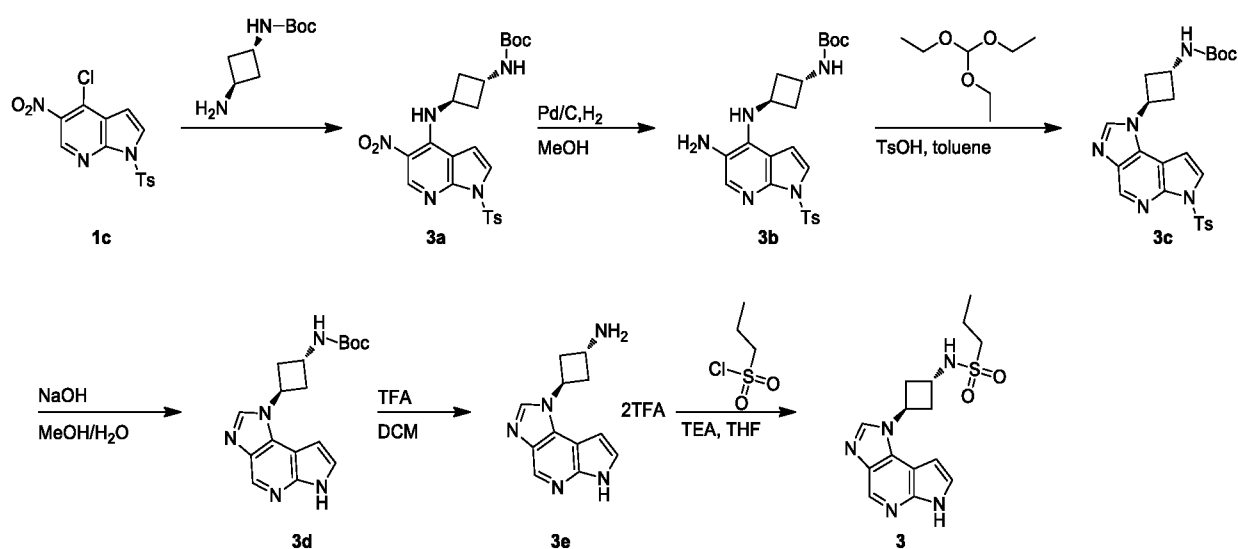
**Step 5. *Cis*-3-(imidazo[4,5-*d*]pyrrolo[2,3-*b*]pyridin-1(6*H*)-yl)cyclobutanamine 2,2,2-trifluoroacetate (2e)**

[00213] Compound 2e (199 mg crude) was synthesized in 87% yield by utilizing similar preparative procedure of the ninth step of example 1 with compound 2d (165 mg, 0.50 mmol) as starting materials. LC-MS (Method 1): *t<sub>R</sub>* = 0.22 min, *m/z* (M+H)<sup>+</sup> = 228.0.

**Step 6. *N*-(*Cis*-3-(imidazo[4,5-*d*]pyrrolo[2,3-*b*]pyridin-1(6*H*)-yl)cyclobutyl)propane-1-sulfonamide 2**

[00214] Example 2 (28.8 mg) was synthesized in 25% yield by utilizing similar preparative procedure of the final step of example 1 with compound 2e (160 mg crude, 0.35 mmol) and propane-1-sulfonyl chloride (60 mg, 0.42 mmol) as starting materials. LC-MS (Method 1):  $t_R = 2.84$  min,  $m/z$  (M+H)<sup>+</sup> = 334.1. <sup>1</sup>H NMR (400 MHz, DMSO-*d*<sub>6</sub>)  $\delta$  11.85 (s, 1H), 8.57 (s, 1H), 8.35 (s, 1H), 7.58 (d, *J* = 8.8 Hz, 1H), 7.46 (t, *J* = 2.8 Hz, 1H), 7.58 (dd, *J* = 3.6, 2.0 Hz, 1H), 4.95 - 4.90 (m, 1H), 3.86 - 3.80 (m, 1H), 3.10 - 3.24 (m, 2H), 3.00 - 2.96 (m, 2H), 2.54 - 2.47 (m, 2H), 1.73 - 1.67 (m, 2H), 0.99 (t, *J* = 7.2 Hz, 3H).

**Example 3**



**Step 1. *Tert*-butyl (*trans*-3-((5-nitro-1-tosyl-1*H*-pyrrolo[2,3-*b*]pyridin-4-yl)amino)cyclobutyl)carbamate (3a)**

[00215] Compound 3a (0.64 g) was synthesized in 89% yield by utilizing similar preparative procedure of the first step of example 2 with compound 1c (500 mg, 1.42 mmol) and *tert*-butyl (*trans*-3-aminocyclobutyl)carbamate (318 mg, 1.71 mmol) as starting materials. <sup>1</sup>H NMR (400 MHz, CDCl<sub>3</sub>)  $\delta$  9.16 (d, *J* = 5.2 Hz, 1H), 9.11 (s, 1H), 8.06 (d, *J* = 8.4 Hz, 2H), 7.57 (d, *J* = 4.0 Hz, 1H), 7.31 (d, *J* = 8.4 Hz, 2H), 6.61 (d, *J* = 4.0 Hz, 1H), 4.81 (br s, 1H), 4.50 (br s, 1H), 4.33 (br s, 1H), 2.57 - 2.46 (m, 4H), 2.40 (s, 3H), 1.45 (s, 9H).

**Step 2. Tert-butyl (*trans*-3-((5-amino-1-tosyl-1*H*-pyrrolo[2,3-*b*]pyridin-4-yl)amino)cyclobutyl)carbamate (3b)**

[00216] Compound **3b** (0.45 g) was synthesized in 75% yield by utilizing similar preparative procedure of the second step of example **2** with compound **3a** (0.64 g, 1.28 mmol) as starting materials. LC-MS (Method 1):  $t_R = 1.61$  min,  $m/z$  (M+H)<sup>+</sup> = 472.2.

**Step 3. Tert-butyl (*trans*-3-(6-tosylimidazo[4,5-*d*]pyrrolo[2,3-*b*]pyridin-1(6*H*)-yl)cyclobutyl)carbamate (3c)**

[00217] Compound **3c** (160 mg) was synthesized in 35% yield by utilizing similar preparative procedure of the third step of example **2** with compound **3b** (0.45 g, 0.95 mmol) and triethoxymethane (432 mg, 2.91 mmol) as starting materials. <sup>1</sup>H NMR (400 MHz, CDCl<sub>3</sub>)  $\delta$  9.91 (s, 1H), 8.11 - 8.07 (m, 3H), 7.79 (d,  $J = 4.0$  Hz, 1H), 7.26 - 7.22 (m, 2H), 6.70 (d,  $J = 4.0$  Hz, 1H), 5.21 - 5.14 (m, 1H), 4.90 (br s, 1H), 4.37 (br s, 1H), 2.93 - 2.86 (m, 2H), 2.79 - 2.73 (m, 2H), 2.35 (s, 3H), 1.46 (s, 9H).

**Step 4. Tert-butyl (*trans*-3-(imidazo[4,5-*d*]pyrrolo[2,3-*b*]pyridin-1(6*H*)-yl)cyclobutyl)carbamate (3d)**

[00218] Compound **3d** (100 mg) was synthesized in 92% yield by utilizing similar preparative procedure of the fourth step of example **2** with compound **3c** (160 mg, 0.33 mmol) as starting materials. LC-MS (Method 1):  $t_R = 1.32$  min,  $m/z$  (M+H)<sup>+</sup> = 328.2.

**Step 5. *Trans*-3-(imidazo[4,5-*d*]pyrrolo[2,3-*b*]pyridin-1(6*H*)-yl)cyclobutanamine 2,2,2-trifluoroacetate 3e**

[00219] Compound **3e** (60 mg crude) was synthesized in 43% yield by utilizing similar preparative procedure of the fifth step of example **2** with compound **3d** (100 mg, 0.31 mmol) as starting materials. The crude product was used for next step directly without further purification.

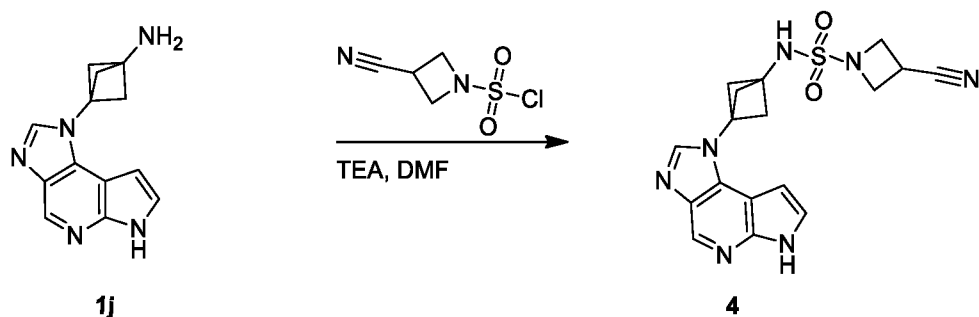
**Step 6. *N*-(*trans*-3-(imidazo[4,5-*d*]pyrrolo[2,3-*b*]pyridin-1(6*H*)-yl)cyclobutyl)propane-1-sulfonamide (3)**

[00220] Example **3** (29.6 mg) was synthesized in 34% yield by utilizing similar preparative procedure of the final step of example **2** with compound **3e** (60 mg, 0.26 mmol) and propane-1-sulfonyl (45 mg, 0.31 mmol) chloride as starting materials. LC-MS (Method 1):  $t_R = 2.68$  min,



$m/z$  (M+H)<sup>+</sup> = 334.0. <sup>1</sup>H NMR (400 MHz, DMSO-*d*<sub>6</sub>) δ 11.84 (s, 1H), 8.58 (s, 1H), 8.51 (s, 1H), 7.84 (d, *J* = 8.0 Hz, 1H), 7.46 (t, *J* = 2.8 Hz, 1H), 6.72 (dd, *J* = 3.2, 2.0 Hz, 1H), 5.34 - 5.27 (m, 1H), 4.10 - 4.05 (m, 1H), 3.02 - 2.90 (m, 4H), 2.73 - 2.66 (m, 2H), 1.73 - 1.64 (m, 2H), 0.98 (t, *J* = 7.2 Hz, 3H).

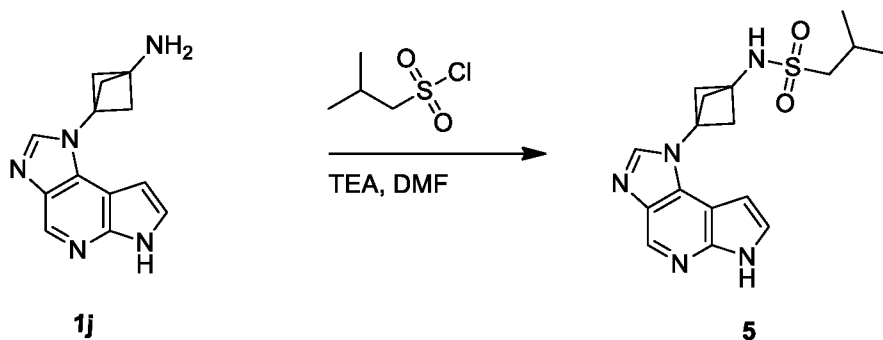
#### Example 4



#### 3-Cyano-*N*-(3-(imidazo[4,5-d]pyrrolo[2,3-b]pyridin-1(6*H*)-yl)bicyclo[1.1.1]pentan-1-yl)azetidine-1-sulfonamide (4)

[00221] Example 4 (22.6 mg) was synthesized in 28% yield by utilizing similar preparative procedure of the final step of example 1 with compound **1j** (50 mg, 0.21 mmol) and 3-cyanoazetidine-1-sulfonyl chloride (45 mg, 0.25 mmol) as starting materials. LC-MS (Method 1): *t<sub>R</sub>* = 3.01 min,  $m/z$  (M+H)<sup>+</sup> = 384.1. <sup>1</sup>H NMR (400 MHz, DMSO-*d*<sub>6</sub>) δ 11.92 (s, 1H), 8.75 (s, 1H), 8.59 (s, 1H), 8.12 (s, 1H), 7.50 (t, *J* = 2.8 Hz, 1H), 6.68 (dd, *J* = 1.6, 3.2 Hz, 1H), 4.07 (t, *J* = 8.4 Hz, 2H), 3.94 (t, *J* = 6.0 Hz, 2H), 3.81 - 3.77 (m, 1H), 2.70 (s, 6H).

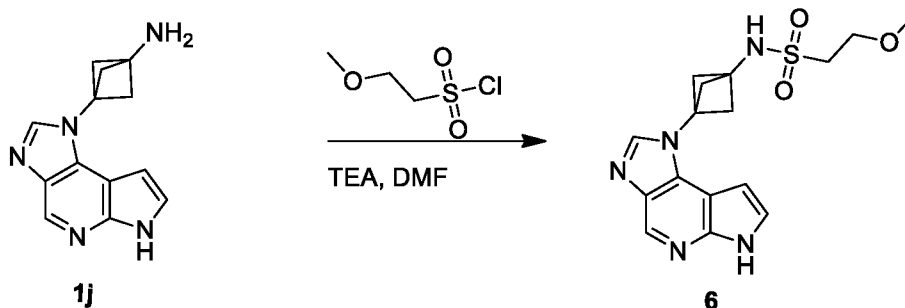
#### Example 5



***N*-(3-(imidazo[4,5-*d*]pyrrolo[2,3-*b*]pyridin-1(6*H*)-yl)bicyclo[1.1.1]pentan-1-yl)-2-methylpropane-1-sulfonamide (5)**

[00222] Example 5 (6.9 mg) was synthesized in 11% yield by utilizing similar preparative procedure of the final step of example 1 with compound **1j** (43 mg, 0.18 mmol) and 2-methylpropane-1-sulfonyl chloride (34 mg, 0.22 mmol) as starting materials. LC-MS (Method 1):  $t_R = 3.10$  min,  $m/z$  (M+H)<sup>+</sup> = 360.1. <sup>1</sup>H NMR (400 MHz, DMSO-*d*<sub>6</sub>)  $\delta$  11.97 (s, 1H), 8.62 (s, 1H), 8.44 (s, 1H), 8.16 (s, 1H), 7.54 (t,  $J = 3.6$  Hz, 1H), 6.72 (d,  $J = 1.6$  Hz, 1H), 3.04 (d,  $J = 8.4$  Hz, 2H), 2.73 (s, 6H), 2.22 - 2.13 (m, 1H), 1.10 (d,  $J = 8.8$  Hz, 6H).

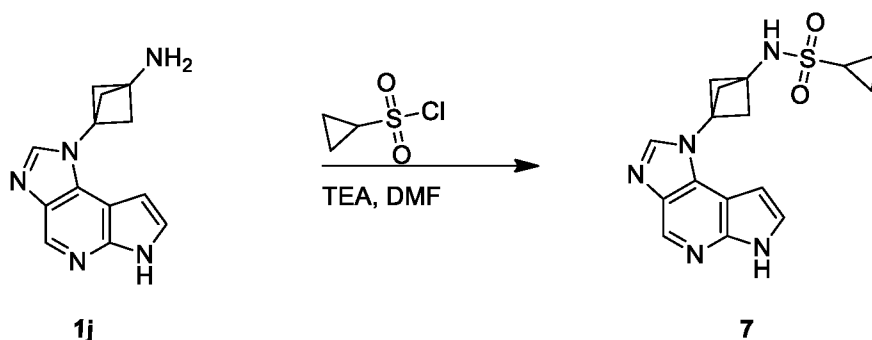
**Example 6**



***N*-(3-(imidazo[4,5-*d*]pyrrolo[2,3-*b*]pyridin-1(6*H*)-yl)bicyclo[1.1.1]pentan-1-yl)-2-methoxyethanesulfonamide (6)**

[00223] Example 6 (21.1 mg) was synthesized in 31% yield by utilizing similar preparative procedure of the final step of example 1 with compound **1j** (45 mg, 0.19 mmol) and 2-methoxyethanesulfonyl chloride (36 mg, 0.23 mmol) as starting materials. LC-MS (Method 1):  $t_R = 2.48$  min,  $m/z$  (M+H)<sup>+</sup> = 362.1. <sup>1</sup>H NMR (400 MHz, DMSO-*d*<sub>6</sub>)  $\delta$  11.91 (s, 1H), 8.59 (s, 1H), 8.42 (s, 1H), 8.11 (s, 1H), 7.50 (t,  $J = 2.8$  Hz, 1H), 6.69 (dd,  $J = 1.6, 3.2$  Hz, 1H), 3.72 (t,  $J = 6.4$  Hz, 2H), 3.38 (t,  $J = 6.4$  Hz, 2H), 3.37 (s, 3H), 2.70 (s, 6H).

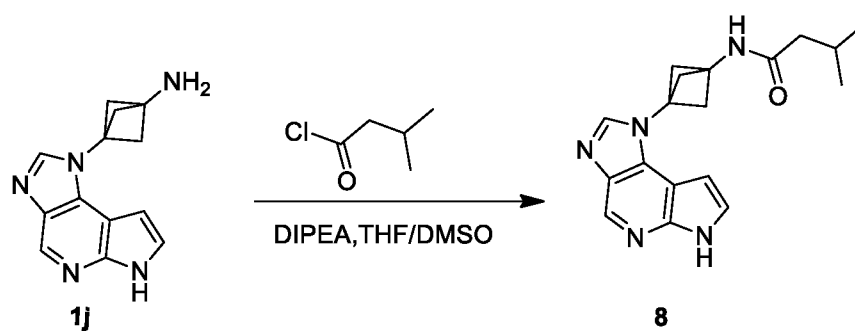
## Example 7



**N-(3-(imidazo[4,5-d]pyrrolo[2,3-b]pyridin-1(6H)-yl)bicyclo[1.1.1]pentan-1-yl)cyclopropanesulfonamide (7)**

[00224] Example 7 (15.5 mg) was synthesized in 25% yield by utilizing similar preparative procedure of the final step of example 1 with compound **1j** (43 mg, 0.18 mmol) and cyclopropanesulfonyl chloride (30 mg, 0.21 mmol) as starting materials. LC-MS (Method 1):  $t_R = 3.02$  min,  $m/z$  (M+H)<sup>+</sup> = 344.1. <sup>1</sup>H NMR (400 MHz, DMSO-*d*<sub>6</sub>)  $\delta$  11.92 (s, 1H), 8.59 (s, 1H), 8.38 (s, 1H), 8.12 (s, 1H), 7.50 (t,  $J = 2.8$  Hz, 1H), 6.69 (dd,  $J = 1.6, 3.2$  Hz, 1H), 2.71 (s, 6H), 2.69 - 2.67 (m, 1H), 1.05 - 1.00 (m, 4H).

## Example 8

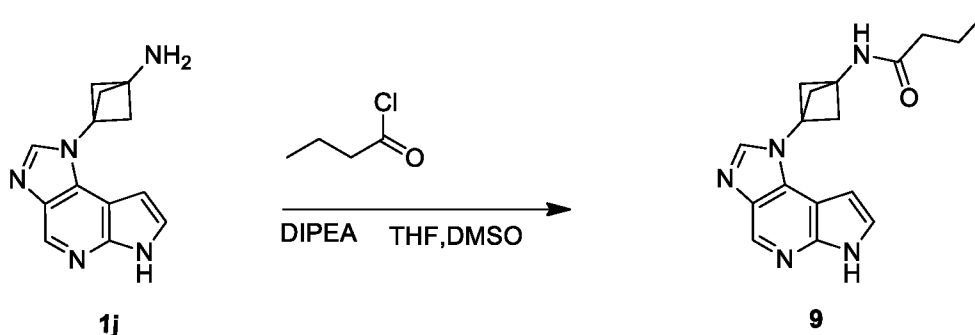


**N-(3-(Imidazo[4,5-d]pyrrolo[2,3-b]pyridin-1(6H)-yl)bicyclo[1.1.1]pentan-1-yl)-3-methylbutanamide (8)**

[00225] Example 8 (17.3 mg) was synthesized in 26% yield by utilizing similar preparative procedure of the final step of example 1 with compound **1j** (50 mg, 0.21 mmol) and 3-

methylbutanoyl chloride (38 mg, 0.31 mmol) as starting materials. LC-MS (Method 1):  $t_R = 2.43$  min,  $m/z (M+H)^+ = 324.2$ .  $^1H$  NMR (400 MHz, DMSO- $d_6$ )  $\delta$  11.90 (s, 1H), 8.65 (s, 1H), 8.59 (s, 1H), 8.11 (s, 1H), 7.49 (t,  $J = 3.2$  Hz, 1H), 6.69 (dd,  $J = 2.0, 3.6$  Hz, 1H), 2.72 (s, 6H), 2.00 - 1.99 (m, 3H), 0.90 (d,  $J = 6.4$  Hz, 6H).

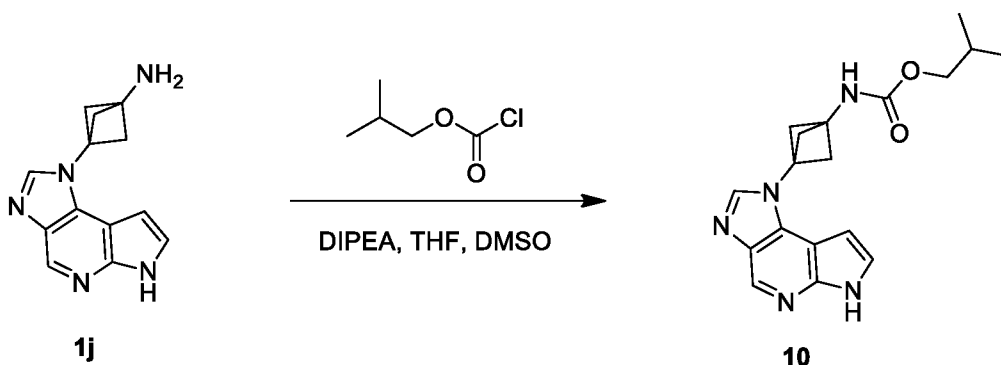
### Example 9



### N-(3-(imidazo[4,5-d]pyrrolo[2,3-b]pyridin-1(6H)-yl)bicyclo[1.1.1]pentan-1-yl)butyramide (9)

[00226] Example 9 (12.4 mg) was synthesized in 14% yield by utilizing similar preparative procedure of the final step of example 1 with compound 1j (50 mg, 0.21 mmol) and butyryl chloride (53 mg, 0.32 mmol) as starting materials. The final compound was purified by prep-HPLC (Method B). LC-MS (Method 1):  $t_R = 3.06$  min,  $m/z (M+H)^+ = 310.2$ .  $^1H$  NMR (400 MHz, DMSO- $d_6$ )  $\delta$  12.28 (s, 1H), 8.77 (s, 1H), 8.69 (s, 1H), 8.51 (s, 1H), 7.63 (s, 1H), 6.82 (s, 1H), 2.75 (s, 6H), 2.09 (t,  $J = 7.6$  Hz, 2H), 1.58 - 1.49 (m, 2H), 0.87 (t,  $J = 7.2$  Hz, 3H).

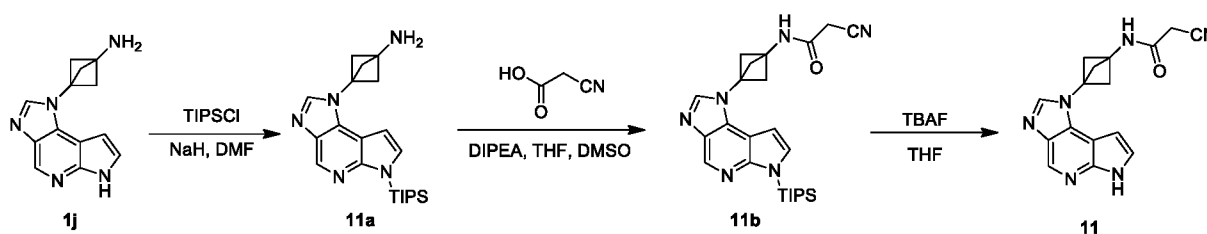
### Example 10



**Isobutyl (3-(imidazo[4,5-*d*]pyrrolo[2,3-*b*]pyridin-1(6*H*)-yl)bicyclo[1.1.1]pentan-1-yl)carbamate (10)**

[00227] Example 10 (2.3 mg) was synthesized in 3% yield by utilizing similar preparative procedure of the final step of example 1 with compound **1j** (50 mg, 0.21 mmol) and isobutyl carbonochloridate (31 mg, 0.230 mmol) as starting materials. LC-MS (Method 1):  $t_R = 3.38$  min,  $m/z$  (M+H)<sup>+</sup> = 340.2. <sup>1</sup>H NMR (400 MHz, CD<sub>3</sub>OD)  $\delta$  8.49 (s, 1H), 8.03 (s, 1H), 7.38 (d,  $J = 3.6$  Hz, 1H), 6.76 (s, 1H), 3.77 (s, 2H), 2.72 (s, 6H), 1.91 - 1.78 (m, 1H), 0.88 (d,  $J = 5.2$  Hz, 6H).

**Example 11**



**Step 1. 3-(6-(Triisopropylsilyl)imidazo[4,5-*d*]pyrrolo[2,3-*b*]pyridin-1(6*H*)-yl)bicyclo [1.1.1] pentan-1-amine (11a)**

[00228] To a solution of compound **1j** (200 mg, 0.84 mmol) in DMF (2 mL) was added NaH (100 mg, 2.56 mmol, 60% in mineral oil) at 0 °C. The mixture was stirred at 0 °C for 1 h. TIPSCl (240 mg, 1.28 mmol) was added to the reaction mixture at 0 °C. After stirring for 4 hrs, the mixture was diluted with H<sub>2</sub>O (30 mL) and extracted with EtOAc (50 mL). The separated organic layer was concentrated and the residue was purified by *prep*-HPLC (Method A) to afford the title product as colorless oil (150 mg, 45% yield). LC-MS (Method 3):  $t_R = 1.94$  min,  $m/z$  (M+H)<sup>+</sup> = 396.2.

**Step 2. 2-Cyano-*N*-(3-(6-(triisopropylsilyl)imidazo[4,5-*d*]pyrrolo[2,3-*b*]pyridin-1(6*H*)-yl)bicyclo[1.1.1]pentan-1-yl)acetamide (11b)**

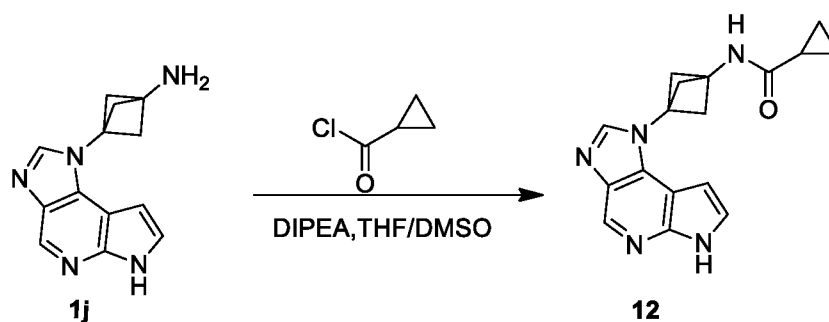
[00229] To a solution of compound **11a** (150 mg, 0.39 mmol), 2-cyanoacetic acid (65 mg, 0.76 mmol) in DMF (2 mL) was added HATU (433 mg, 1.14 mmol) and DIPEA (147 mg, 1.14 mmol) at RT. The mixture was stirred at RT for 2 h. The mixture was concentrated and the residue was purified by *Prep*-HPLC (Method A) to afford the title compound (150 mg, 83% yield) as a white solid.

LC-MS (Method 3):  $t_R = 1.87$  min,  $m/z (M+H)^+ = 463.2$ .

**Step 3. 2-Cyano-*N*-(3-(imidazo[4,5-*d*]pyrrolo[2,3-*b*]pyridin-1(6*H*)-yl)bicyclo[1.1.1]pentan-1-yl)acetamide (11)**

[00230] To a solution of Compound **11b** (150 mg, 0.32 mmol) in THF (4 mL) was added TBAF (0.49 ml, 0.49 mmol) at RT. The mixture was stirred at RT for 1 h. The mixture was concentrated and the residue was purified by *prep*-HPLC (Method A) to afford the title product as a white solid (33 mg, 34% yield). LC-MS (Method 1):  $t_R = 2.89$  min,  $m/z (M+H)^+ = 307.1$ .  $^1\text{H}$  NMR (400 MHz,  $\text{DMSO-}d_6$ )  $\delta$  11.91 (s, 1H), 9.18 (s, 1H), 8.59 (s, 1H), 8.12 (s, 1H), 7.50 (t,  $J = 2.8$  Hz, 1H), 6.69 (dd,  $J = 2.0, 3.6$  Hz, 1H), 3.70 (s, 2H), 2.75 (s, 6H).

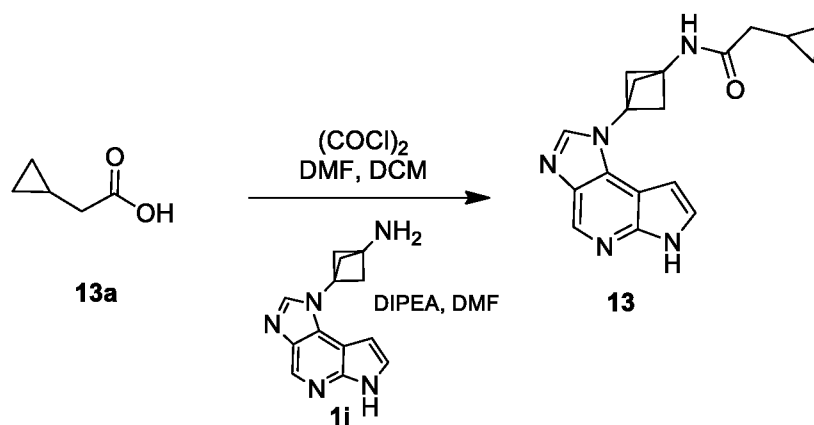
**Example 12**



***N*-(3-(Imidazo[4,5-*d*]pyrrolo[2,3-*b*]pyridin-1(6*H*)-yl)bicyclo[1.1.1]pentan-1-yl)cyclopropanecarboxamide (12)**

[00231] Example **12** (6 mg) was synthesized in 9% yield by utilizing similar preparative procedure of the final step of example **1** with **compound 1j** (50 mg, 0.21 mmol) and cyclopropanecarbonyl chloride (33 mg, 0.31 mmol) as starting materials. LC-MS (Method 1):  $t_R = 3.23$  min,  $m/z (M+H)^+ = 308.1$ .  $^1\text{H}$  NMR (400 MHz,  $\text{DMSO-}d_6$ )  $\delta$  11.90 (s, 1H), 8.97 (s, 1H), 8.59 (s, 1H), 8.12 (s, 1H), 7.49 (t,  $J = 3.2$  Hz, 1H), 6.70 (dd,  $J = 1.6, 3.2$  Hz, 1H), 2.73 (s, 6H), 1.58 - 1.54 (m, 1H), 0.74 - 0.69 (m, 4H).

## Example 13

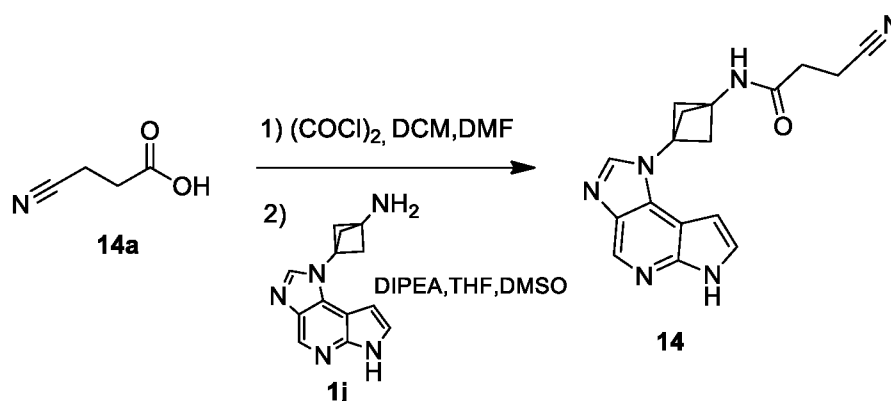


**2-Cyclopropyl-N-(3-(imidazo[4,5-d]pyrrolo[2,3-b]pyridin-1(6H)-yl)bicyclo[1.1.1]pentan-1-yl)acetamide (13)**

[00232] To a solution of 2-cyclopropylacetic acid (200 mg, 2.0 mmol) in DCM (2 mL) was dropwise added DMF (1 drop) and oxalyl chloride (508 mg, 4.0 mmol) at 0 °C. The mixture was stirred at RT for 1 h. The mixture was concentrated in vacuo to give 2-cyclopropylacetyl chloride (236 mg, crude) as a white solid.

[00233] To a solution of compound **1j** (50 mg, 0.21 mmol) and DIPEA (270 mg, 2.1 mmol) in DMF (1 mL) was added 2-cyclopropylacetyl chloride (37.2 mg, 0.315 mmol) at 0 °C. The mixture was stirred at RT for 3 hrs. The mixture was purified by *prep*-HPLC (Method B) to give the title compound (30 mg, 44% yield) as a white solid. LC-MS (Method 1):  $t_R = 2.96$  min,  $m/z$   $(M+H)^+ = 322.2$ ;  $^1\text{H NMR}$  (400 MHz,  $\text{DMSO-}d_6$ )  $\delta$  12.23 (s, 1H), 8.74 (s, 1H), 8.63 (s, 1H), 8.45 (s, 1H), 7.61 (t,  $J = 2.8$  Hz, 1H), 6.81 (s, 1H), 2.76 (s, 6H), 2.03 (d,  $J = 7.2$  Hz, 2H), 1.01 - 0.95 (m, 1H), 0.48 - 0.44 (m, 2H), 0.13 (dd,  $J_1 = 5.2$  Hz,  $J_2 = 10.0$  Hz, 2H).

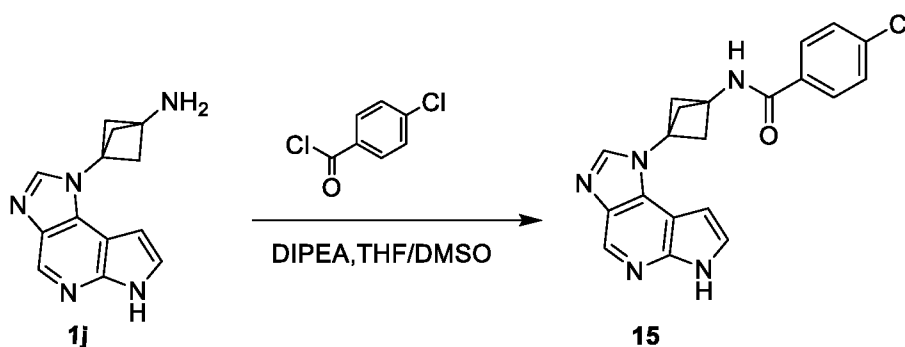
## Example 14



**3-Cyano-*N*-(3-(imidazo[4,5-d]pyrrolo[2,3-b]pyridin-1(6*H*)-yl)bicyclo[1.1.1]pentan-1-yl)propanamide (14)**

[00234] Example 14 (8.8 mg) was synthesized in 13% yield by utilizing similar preparative procedure of example 13 with compound 1j (50 mg, 0.21 mmol) and 3-cyanopropanoic acid (69 mg, 0.69 mmol) as starting materials. LC-MS (Method 1):  $t_R = 2.84$  min,  $m/z$  (M+H)<sup>+</sup> = 321.1. <sup>1</sup>H NMR (400 MHz, DMSO-*d*<sub>6</sub>)  $\delta$  11.92 (s, 1H), 8.93 (s, 1H), 8.59 (s, 1H), 8.13 (s, 1H), 7.50 (t,  $J = 2.4$  Hz, 1H), 6.70 (d,  $J = 1.6$  Hz, 1H), 2.74 (s, 6H), 2.66 (t,  $J = 7.2$  Hz, 2H), 2.44 - 2.39 (m, 2H).

## Example 15



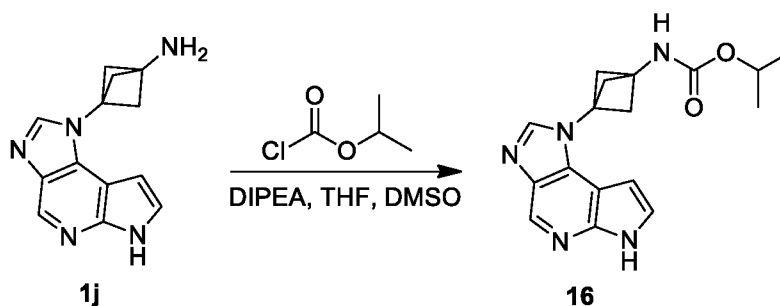
**4-Chloro-*N*-(3-(imidazo[4,5-d]pyrrolo[2,3-b]pyridin-1(6*H*)-yl)bicyclo[1.1.1]pentan-1-yl)benzamide (15)**

[00235] Example 15 (15 mg) was synthesized in 19% yield by utilizing similar preparative procedure of the final step of example 1 with compound 1j (50 mg, 0.21 mmol) and 4-



chlorobenzoyl chloride (54 mg, 0.31 mmol) as starting materials. LC-MS (Method 1):  $t_R = 3.48$  min,  $m/z (M+H)^+ = 378.1$ .  $^1H$  NMR (400 MHz, DMSO- $d_6$ )  $\delta$  11.92 (s, 1H), 9.41 (s, 1H), 8.60 (s, 1H), 8.17 (s, 1H), 7.93 (d,  $J = 8.4$  Hz, 2H), 7.58 (d,  $J = 8.4$  Hz, 2H), 7.51 (t,  $J = 3.2$  Hz, 1H), 6.73 (dd,  $J = 1.6, 3.2$  Hz, 1H), 2.84 (s, 6H).

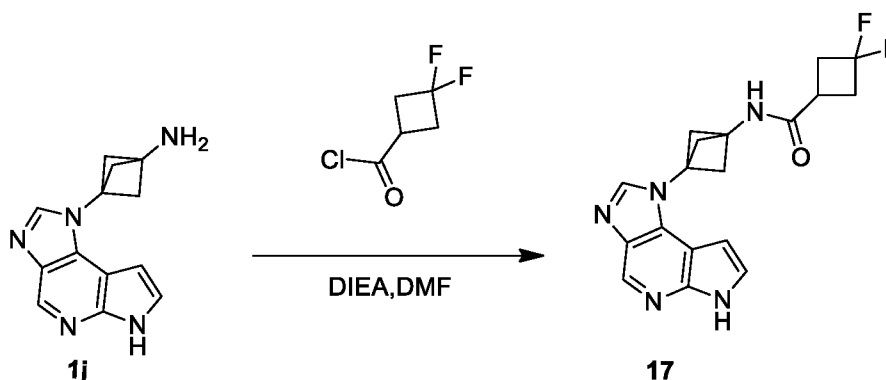
### Example 16



### Isopropyl (3-(imidazo[4,5-d]pyrrolo[2,3-b]pyridin-1(6H)-yl)bicyclo[1.1.1]pentan-1-yl)carbamate (16)

[00236] Example 16 (15.3 mg) was synthesized in 21% yield by utilizing similar preparative procedure of the final step of example 1 with compound 1j (55 mg, 0.23 mmol) and isopropyl chloroformate (0.23 mL, 1 mol/L, 0.23 mmol) as starting materials. LC-MS (Method 1):  $t_R = 2.79$  min,  $m/z (M+H)^+ = 326.2$ .  $^1H$  NMR (400 MHz, DMSO- $d_6$ )  $\delta$  11.91 (s, 1H), 8.58 (s, 1H), 8.11 (s, 1H), 8.07 (br s, 1H), 7.49 (t,  $J = 3.2$  Hz, 1H), 6.68 (dd,  $J = 1.6, 3.2$  Hz, 1H), 4.83 - 4.77 (m, 1H), 2.67 (s, 6H), 1.21 (d,  $J = 5.6$  Hz, 6H).

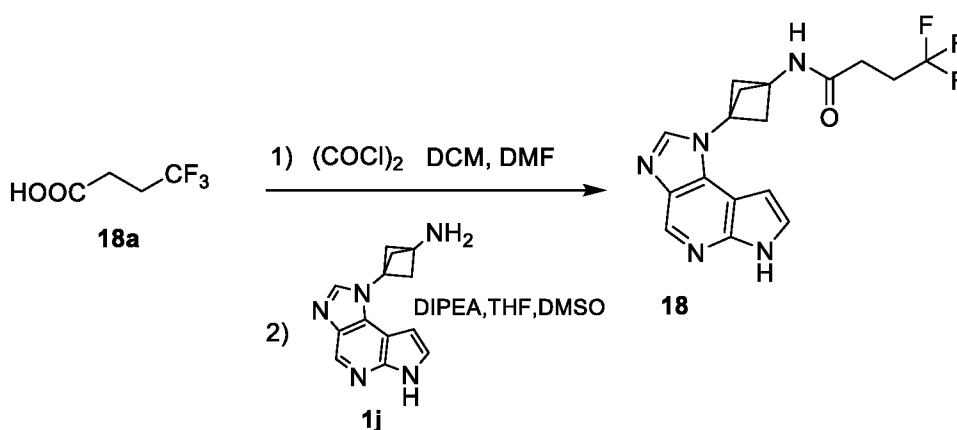
### Example 17



**3,3-Difluoro-N-(3-(imidazo[4,5-d]pyrrolo[2,3-b]pyridin-1(6H)-yl)bicyclo[1.1.1]pentan-1-yl)cyclobutanecarboxamide (17)**

[00237] Example 17 (3.7 mg) was synthesized in 4% yield by utilizing similar preparative procedure of the final step of example 1 with compound 1j (50 mg, 0.21 mmol) and 3,3-difluorocyclobutanecarbonyl chloride (49 mg, 0.32 mmol) as starting materials. The title compound was purification by *Prep*-HPLC (Method B). LC-MS (Method 1):  $t_R = 3.11$  min,  $m/z$  (M+H)<sup>+</sup> = 358.2. <sup>1</sup>H NMR (400 MHz, DMSO-*d*<sub>6</sub>)  $\delta$  11.91 (s, 1H), 8.95 (s, 1H), 8.59 (s, 1H), 8.12 (s, 1H), 7.49 (t,  $J = 2.8$  Hz, 1H), 6.70 (dd,  $J = 1.6, 3.2$  Hz, 1H), 2.89 - 2.87 (m, 1H), 2.76 - 2.68 (m, 10H).

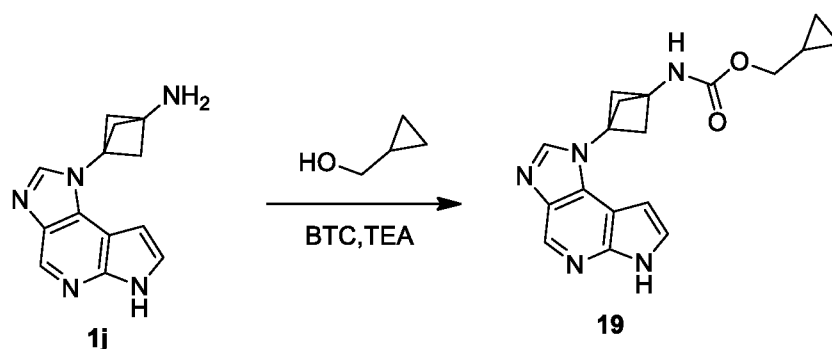
**Example 18**



**4,4,4-Trifluoro-N-(3-(imidazo[4,5-d]pyrrolo[2,3-b]pyridin-1(6H)-yl)bicyclo[1.1.1]pentan-1-yl)butanamide (18)**

[00238] Example 18 (29.9 mg) was synthesized in 39% yield by utilizing similar preparative procedure of example 13 with compound 1j (50 mg, 0.21 mmol) and 4,4,4-trifluorobutanoic acid (60 mg, 0.42 mmol) as starting materials. LC-MS (Method 1):  $t_R = 2.82$  min,  $m/z$  (M+H)<sup>+</sup> = 364.1. <sup>1</sup>H NMR (400 MHz, DMSO-*d*<sub>6</sub>)  $\delta$  11.91 (s, 1H), 8.91 (s, 1H), 8.59 (s, 1H), 8.12 (s, 1H), 7.49 (t,  $J = 2.8$  Hz, 1H), 6.69 (dd,  $J = 2.0$  Hz, 3.6 Hz, 1H), 2.73 (s, 6H), 2.57 - 2.52 (m, 2H), 2.42 - 2.39 (m, 2H).

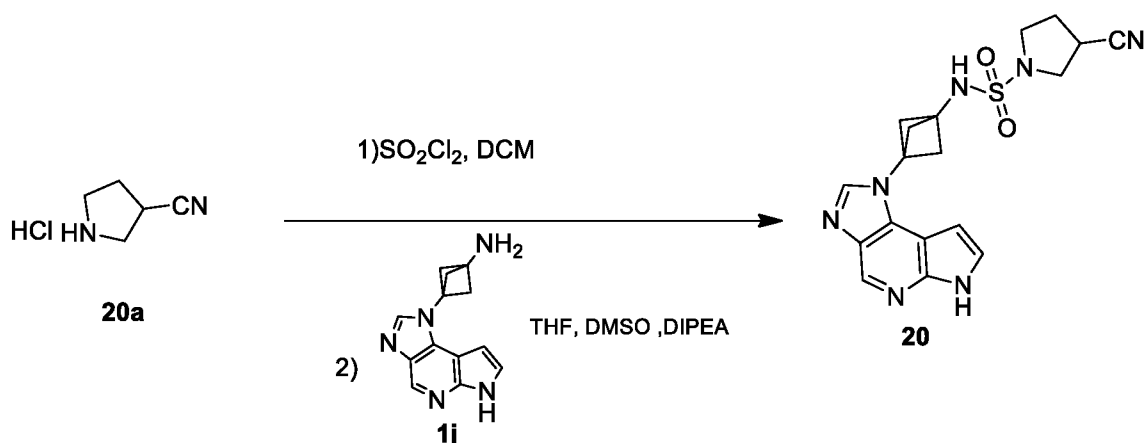
## Example 19



**Cyclopropylmethyl (3-(imidazo[4,5-d]pyrrolo[2,3-b]pyridin-1(6H)-yl)bicyclo[1.1.1]pentan-1-yl)carbamate (19)**

[00239] Cyclopropylmethanol (30 mg, 0.42 mmol) and TEA (63 mg, 0.63 mmol) were dissolved in THF (1 mL). The resulting solution was cooled down to -30 °C followed by dropwise added a solution of bis(trichloromethyl) carbonate (124 mg, 0.42 mmol) in THF (1 mL) at the same temperature. The reaction was warmed to RT and stirred for 30 mins. Then a solution of compound **1j** (50 mg, 0.21 mmol) and TEA (63 mg, 0.63 mmol) in THF/DMSO (1 mL/0.5 mL) was added to the above reaction mixture. After stirring at RT for 1 h, the mixture was diluted with DCM (10 mL) and washed with brine (5 mL). The organic layer was separated and concentrated to give a residue which was purified by *Prep*-HPLC (Method A) to afford the title product as a white solid (2.4 mg, 3% yield). LC-MS (Method 1):  $t_R = 8.49$  min,  $m/z$  (M+H)<sup>+</sup> = 338.2. <sup>1</sup>H NMR (400 MHz, CD<sub>3</sub>OD)  $\delta$  8.58 (s, 1H), 8.12 (s, 1H), 7.47 (d,  $J = 3.6$  Hz, 1H), 6.86 (d,  $J = 3.2$  Hz, 1H), 3.92 (s, 2H), 2.81 (s, 6H), 1.17 - 1.15 (m, 1H), 0.59 - 0.57 (m, 2H), 0.32 - 0.30 (m, 2H).

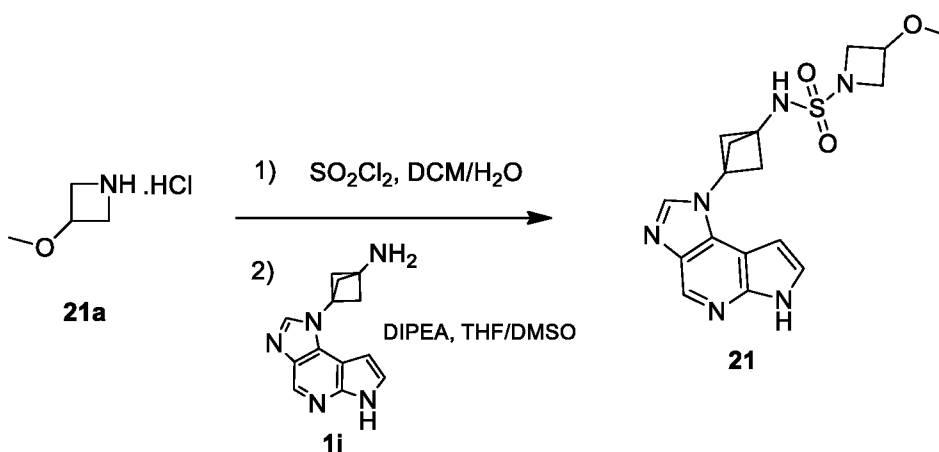
## Example 20



**3-Cyano-N-(3-(imidazo[4,5-d]pyrrolo[2,3-b]pyridin-1(6H)-yl)bicyclo[1.1.1]pentan-1-yl)pyrrolidine-1-sulfonamide (20)**

[00240] Compound **20a** (100 mg, 0.76 mmol) and TEA (267 mg, 2.64 mmol) were dissolved in DCM (2 mL) followed by dropwise added a solution of  $\text{SO}_2\text{Cl}_2$  (122 mg, 0.91 mmol) in 6.0 mL DCM at  $-78^\circ\text{C}$ . The mixture was stirred at  $-78^\circ\text{C}$  for 30 mins and warmed to RT. *Aq.* HCl (1 N, 10 mL) and brine (10 mL) were added to the above solution. The separated organic layer was dried over  $\text{Na}_2\text{SO}_4$  and filtered. The filtrate was concentrated to dryness to afford a brown oil. Then it was dissolved in DCM (0.5 mL). The resulting solution was added to a mixture of compound **1j** (80 mg, 0.335 mmol) and DIPEA (130 mg, 1.005 mmol) in THF (2 mL) and DMSO (0.4 mL) at RT. The reaction was stirred at room temperature for 18 hrs. The mixture was diluted with water (20 mL) and extracted with EtOAc (30 mL \* 3). The combined organic layers were dried over  $\text{Na}_2\text{SO}_4$  and filtered. The filtrate was concentrated to dryness to give a residue which was purified by prep-HPLC (Method A) to afford the title product as a yellow solid (12 mg, 9% yield). LC-MS (Method 1):  $t_R = 2.96$  min,  $m/z$  ( $\text{M}+\text{H}$ ) $^+ = 398.1$ .  $^1\text{H}$  NMR (400 MHz,  $\text{DMSO}-d_6$ )  $\delta$  11.94 (s, 1H), 8.63 (s, 1H), 8.59 (s, 1H), 8.12 (s, 1H), 7.51 - 7.49 (m, 1H), 6.68 - 6.67 (m, 1H), 3.52 - 3.49 (m, 2H), 3.44 - 3.41 (m, 1H), 3.29 - 3.27 (m, 2H), 2.71 - 2.68 (m, 6H), 2.34 - 2.29 (m, 1H), 2.22 - 2.16 (m, 1H).

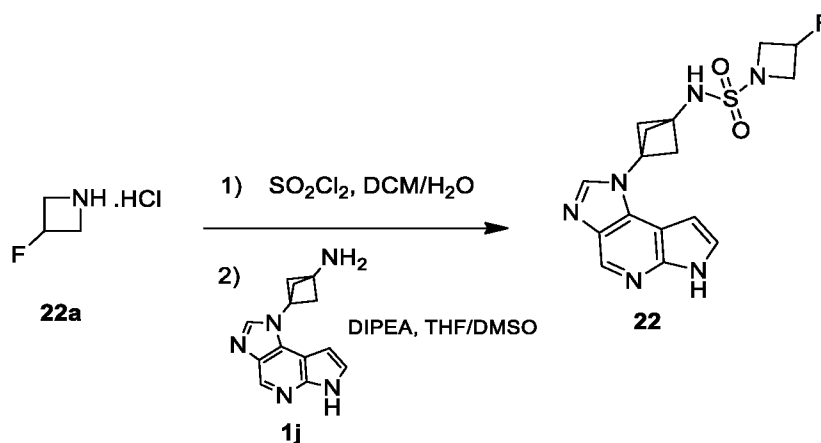
## Example 21



**N-(3-(imidazo[4,5-*d*]pyrrolo[2,3-*b*]pyridin-1(6*H*)-yl)bicyclo[1.1.1]pentan-1-yl)-3-methoxyazetidinium-1-sulfonamide (21)**

[00241] Example **21** (13 mg) was synthesized in 16% yield by utilizing similar preparative procedure of example **20** with compound **1j** (50 mg, 0.21 mmol) and compound **21a** (150 mg, 1.21 mmol) as starting materials. LC-MS (Method 1):  $t_R = 2.87$  min,  $m/z$  ( $M+H$ )<sup>+</sup> = 389.2. <sup>1</sup>H NMR (400 MHz,  $\text{DMSO-}d_6$ )  $\delta$  11.93 (s, 1H), 8.60 (s, 1H), 8.52 (s, 1H), 8.13 (s, 1H), 7.51 (s, 1H), 6.67 (s, 1H), 4.18 (s, 1H), 3.95 (d,  $J = 6.4$  Hz, 2H), 3.66- 2.65 (m, 2H), 3.23 (s, 3H), 2.69 (s, 6H).

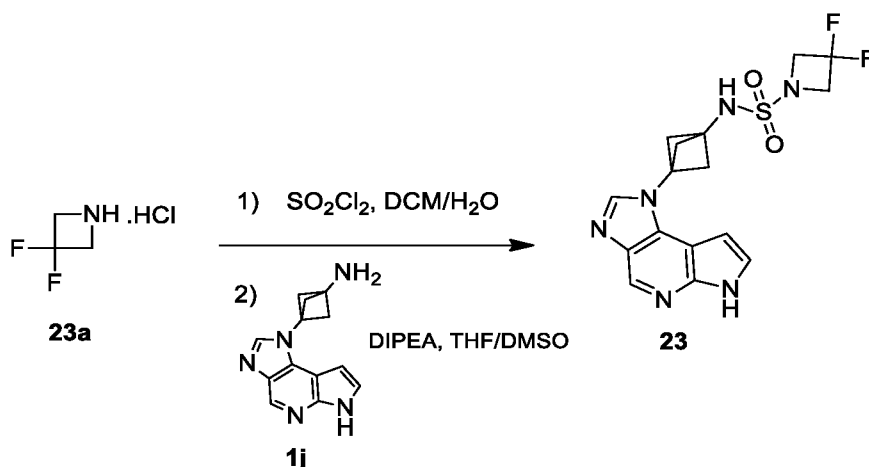
## Example 22



**3-Fluoro-*N*-(3-(imidazo[4,5-*d*]pyrrolo[2,3-*b*]pyridin-1(6*H*)-yl)bicyclo[1.1.1]pentan-1-yl)azetidine-1-sulfonamide (22)**

[00242] Example **22** (13 mg) was synthesized in 16% yield by utilizing similar preparative procedure of example **20** with compound **1j** (50 mg, 0.21 mmol) and compound **22a** (200 mg, 1.79 mmol) as starting materials. LC-MS (Method 1):  $t_R = 2.88$  min,  $m/z$  (M+H)<sup>+</sup> = 377.1. <sup>1</sup>H NMR (400 MHz, DMSO-*d*<sub>6</sub>)  $\delta$  11.94 (s, 1H), 8.69 (s, 1H), 8.59 (s, 1H), 8.13 (s, 1H), 7.51 (t,  $J = 3.2$  Hz, 1H), 6.67 (d,  $J = 0.8$  Hz, 1H), 5.47 - 5.44 (m, 0.5H), 5.32 - 5.30 (m, 0.5H), 4.15 - 4.06 (m, 2H), 3.93 - 3.84 (m, 2H), 2.69 (s, 6H).

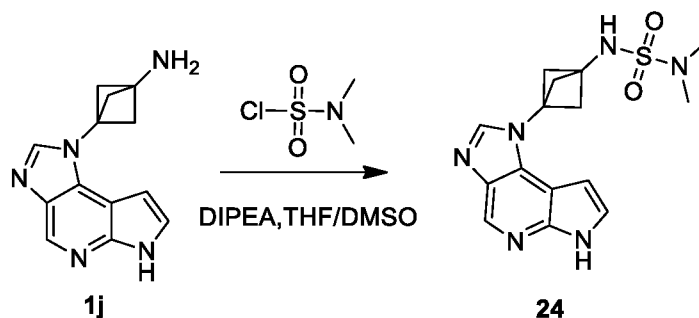
**Example 23**



**3,3-difluoro-*N*-(3-(imidazo[4,5-*d*]pyrrolo[2,3-*b*]pyridin-1(6*H*)-yl)bicyclo[1.1.1]pentan-1-yl)azetidine-1-sulfonamide (23)**

[00243] Example **23** (8.0 mg) was synthesized in 10% yield by utilizing similar preparative procedure of example **20** with compound **1j** (50 mg, 0.21 mmol) and compound **23a** (200 mg, 1.54 mmol) as starting materials. LC-MS (Method 1):  $t_R = 3.15$  min,  $m/z$  (M+H)<sup>+</sup> = 395.1. <sup>1</sup>H NMR (400 MHz, DMSO-*d*<sub>6</sub>)  $\delta$  11.93 (s, 1H), 8.93 (s, 1H), 8.60 (s, 1H), 8.13 (s, 1H), 7.51 (t,  $J = 2.8$  Hz, 1H), 6.67 (dd,  $J = 1.6, 3.2$  Hz, 1H), 4.29 (t,  $J = 12.8$  Hz, 4H), 2.68 (s, 6H).

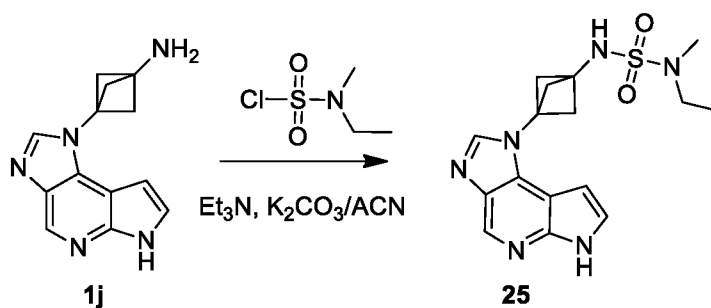
## Example 24



**N-(3-(imidazo[4,5-d]pyrrolo[2,3-b]pyridin-1(6H)-yl)bicyclo[1.1.1]pentan-1-yl)-N',N'-dimethyl-1-sulfonamide (24)**

[00244] To a solution of compound **1j** (60 mg, 0.25 mmol) and DIPEA (130 mg, 1.00 mmol) in THF (1.5 mL) and DMSO (0.5 mL) was dropwise added a solution of dimethylsulfamoyl chloride (36 mg, 0.25 mmol) in 0.5 mL THF at 0 °C. The mixture was stirred at 25 °C for 14 hrs. The mixture was diluted with H<sub>2</sub>O (15 mL) and extracted with DCM (20 mL \* 2). The combined organic layers were concentrated and the residue was purified by *prep*-HPLC (Method A) to afford the title product as a white solid (15 mg, 17% yield). LC-MS (Method 1): *t<sub>R</sub>* = 2.59 min, *m/z* (M+H)<sup>+</sup> = 347.1. <sup>1</sup>H NMR (400 MHz, CD<sub>3</sub>OD) δ 8.48 (s, 1H), 8.02 (s, 1H), 7.38 (d, *J* = 3.6 Hz, 1H), 6.71 (d, *J* = 3.2 Hz, 1H), 2.73 (s, 6H), 2.68 (s, 6H).

## Example 25

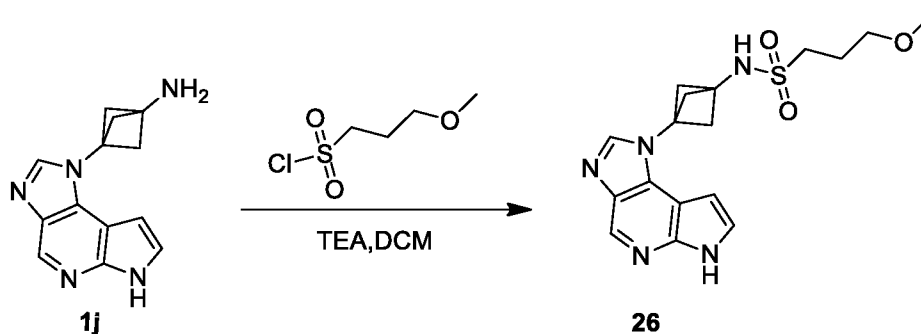


**N-(3-(imidazo[4,5-d]pyrrolo[2,3-b]pyridin-1(6H)-yl)bicyclo[1.1.1]pentan-1-yl)-N'-methyl-N'-ethyl-1-sulfonamide (25)**

[00245] To a mixture consisting of compound **1j** (70 mg, 0.29 mmol), Et<sub>3</sub>N (148 mg, 1.46

mmol),  $K_2CO_3$  (404 mg, 2.93 mmol) and ACN (3 mL) was dropwise added a solution of ethyl(methyl)sulfamoyl chloride (46.0 mg, 0.29 mmol) in 0.5 mL ACN at 0 °C. The mixture was stirred at 30 °C for 14 hrs. The mixture was diluted with  $H_2O$  (20 mL) and extracted with DCM (40 mL \* 2). The combined organic layers were concentrated to dryness and the residue was purified by *prep*-HPLC (Method A) to afford the title product as a white solid (8.0 mg, 9% yield). LC-MS (Method 1):  $t_R$  = 2.96 min,  $m/z$  (M+H)<sup>+</sup> = 361.1. <sup>1</sup>H NMR (400 MHz,  $CD_3OD$ )  $\delta$  8.48 (s, 1H), 8.02 (s, 1H), 7.38 (d,  $J$  = 3.6 Hz, 1H), 6.71 (d,  $J$  = 3.6 Hz, 1H), 3.17 (q,  $J$  = 7.2 Hz, 2H), 2.75 (s, 3H), 2.68 (s, 6H), 1.14 (t,  $J$  = 7.2 Hz, 3H).

### Example 26

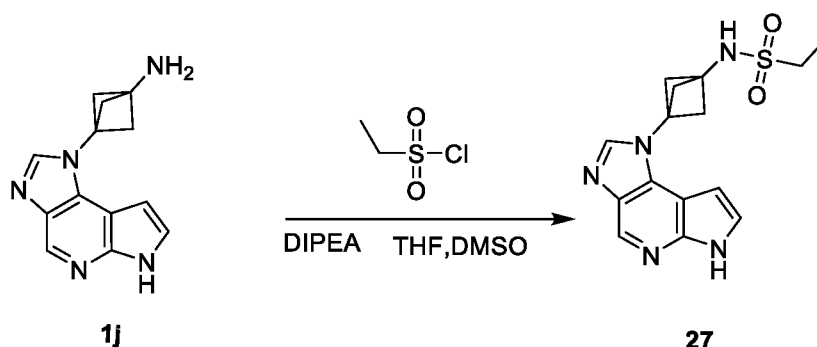


### *N*-(3-(Imidazo[4,5-d]pyrrolo[2,3-b]pyridin-1(6H)-yl)bicyclo[1.1.1]pentan-1-yl)-3-methoxypropane-1-sulfonamide (26)

[00246] Example **26** (15 mg) was synthesized in 12% yield by utilizing similar preparative procedure of the final step of example **1** with compound **1j** (80 mg, 0.33 mmol) and 3-methoxypropane-1-sulfonyl chloride (58 mg, 0.33 mmol) as starting materials. LC-MS (Method 1):  $t_R$  = 3.11 min,  $m/z$  (M+H)<sup>+</sup> = 376.1. <sup>1</sup>H NMR (400 MHz,  $DMSO-d_6$ )  $\delta$  11.92 (s, 1H), 8.59 (s, 1H), 8.11 (s, 1H), 7.50 (s, 1H), 6.69 (s, 1H), 3.45 (s, 4H), 3.09 (s, 3H), 2.68 (s, 6H), 1.93 (s, 2H).



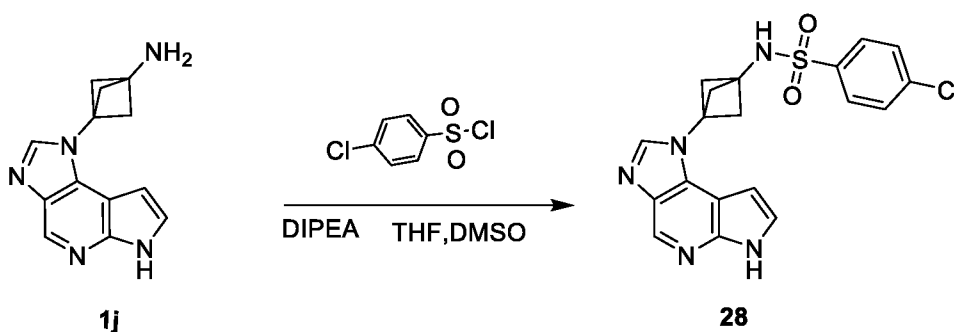
## Example 27



***N*-(3-(imidazo[4,5-*d*]pyrrolo[2,3-*b*]pyridin-1(6*H*)-yl)bicyclo[1.1.1]pentan-1-yl)ethanesulfonamide (27)**

[00247] Example 27 (11 mg) was synthesized in 16% yield by utilizing similar preparative procedure of the final step of example 1 with compound 1j (50 mg, 0.21 mmol) and ethanesulfonyl chloride (35 mg, 0.27 mmol) as starting materials. LC-MS (Method 1):  $t_R = 3.36$  min,  $m/z$  (M+H)<sup>+</sup> = 332.1. <sup>1</sup>H NMR (400 MHz, CD<sub>3</sub>OD)  $\delta$  8.87 (s, 1H), 8.68 (s, 1H), 7.73 (d,  $J = 3.6$  Hz, 1H), 7.10 (d,  $J = 3.6$  Hz, 1H), 3.16 (q,  $J = 7.2$  Hz, 2H), 2.90 (s, 6H), 1.41 (t,  $J = 7.2$  Hz, 3H).

## Example 28

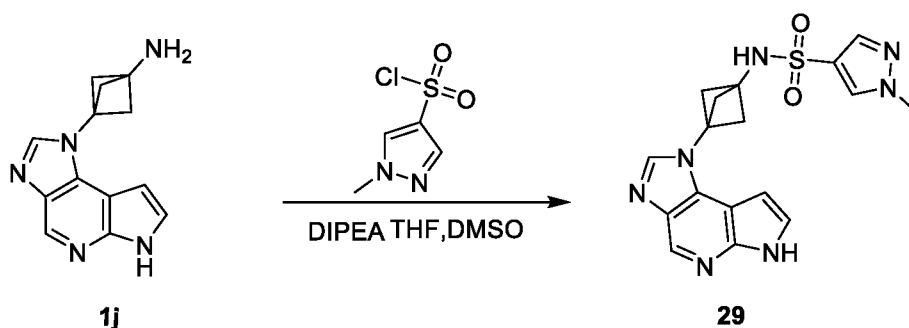


**4-Chloro-*N*-(3-(imidazo[4,5-*d*]pyrrolo[2,3-*b*]pyridin-1(6*H*)-yl)bicyclo[1.1.1]pentan-1-yl)benzenesulfonamide (28)**

[00248] Example 28 (12.4 mg) was synthesized in 14% yield by utilizing similar preparative procedure of the final step of example 1 with compound 1j (50 mg, 0.21 mmol) and 4-

chlorobenzene-1-sulfonyl chloride (58 mg, 0.27 mmol) as starting materials. LC-MS (Method 1):  $t_R = 2.94$  min,  $m/z$  (M+H)<sup>+</sup> = 414.0. <sup>1</sup>H NMR (400 MHz, CD<sub>3</sub>OD)  $\delta$  8.45 (s, 1H), 7.94 (s, 1H), 7.85 (d,  $J = 8.4$  Hz, 2H), 7.54 (d,  $J = 8.4$  Hz, 2H), 7.36 (d,  $J = 3.6$  Hz, 1H), 6.57 (d,  $J = 3.6$  Hz, 1H), 2.52 (s, 6H).

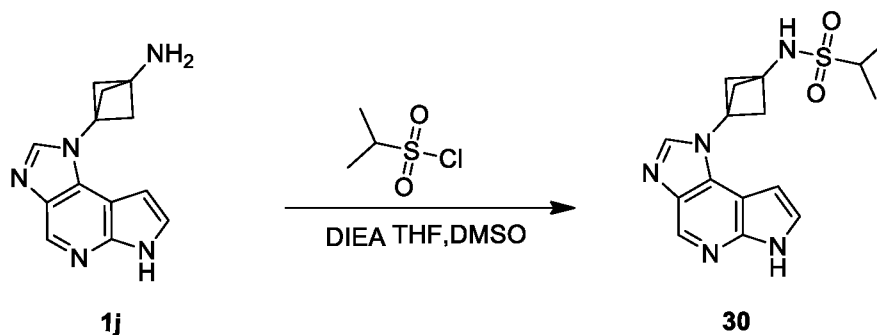
### Example 29



***N*-(3-(imidazo[4,5-*d*]pyrrolo[2,3-*b*]pyridin-1(6*H*)-yl)bicyclo[1.1.1]pentan-1-yl)-1-methyl-1*H*-pyrazole-4-sulfonamide (29)**

[00249] Example 29 (5.5 mg) was synthesized in 7% yield by utilizing similar preparative procedure of the final step of example 1 with compound 1j (50 mg, 0.21 mmol) and 1-methyl-1*H*-pyrazole-4-sulfonyl chloride (49 mg, 0.27 mmol) as starting materials. LC-MS (Method 1):  $t_R = 3.41$  min,  $m/z$  (M+H)<sup>+</sup> = 384.1. <sup>1</sup>H NMR (400 MHz, DMSO-*d*<sub>6</sub>)  $\delta$  11.91 (s, 1H), 8.72 (s, 1H), 8.57 (s, 1H), 8.34 (s, 1H), 8.07 (s, 1H), 7.81 (s, 1H), 7.49 (t,  $J = 3.2$  Hz, 1H), 6.59 - 6.58 (m, 1H), 3.91 (s, 3H), 2.56 (s, 6H).

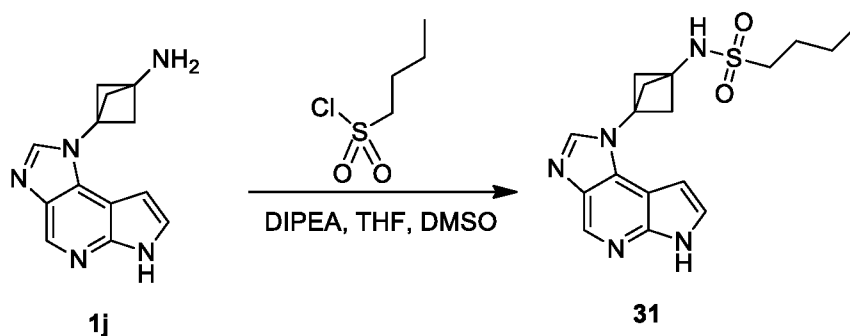
### Example 30



***N*-(3-(imidazo[4,5-*d*]pyrrolo[2,3-*b*]pyridin-1(6*H*)-yl)bicyclo[1.1.1]pentan-1-yl)propane-2-sulfonamide (30)**

[00250] Example 30 (3.4 mg) was synthesized in 5% yield by utilizing similar preparative procedure of the final step of example 1 with compound 1j (50 mg, 0.21 mmol) and propane-2-sulfonyl chloride (39 mg, 0.27 mmol) as starting materials. LC-MS (Method 1):  $t_R = 2.50$  min,  $m/z$  (M+H)<sup>+</sup> = 346.1. <sup>1</sup>H NMR (300 MHz, DMSO-*d*<sub>6</sub>)  $\delta$  11.96 (s, 1H), 8.62 (s, 1H), 8.37 (s, 1H), 8.14 (s, 1H), 7.53 (t, *J* = 2.7 Hz, 1H), 6.72 (d, *J* = 1.2 Hz, 1H), 3.30 - 3.21 (m, 1H), 2.72 (s, 6H), 1.32 (d, *J* = 6.9 Hz, 6H).

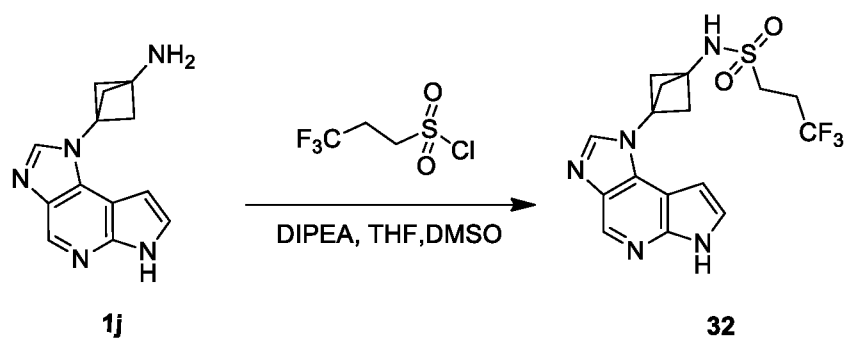
**Example 31**



***N*-(3-(imidazo[4,5-*d*]pyrrolo[2,3-*b*]pyridin-1(6*H*)-yl)bicyclo[1.1.1]pentan-1-yl)butane-1-sulfonamide (31)**

[00251] Example 31 (10 mg) was synthesized in 13% yield by utilizing similar preparative procedure of the final step of example 1 with compound 1j (50 mg, 0.21 mmol) and butane-1-sulfonyl chloride (66 mg, 0.42 mmol) as starting materials. LC-MS (Method 1):  $t_R = 3.13$  min,  $m/z$  (M+H)<sup>+</sup> = 360.1. <sup>1</sup>H NMR (400 MHz, CD<sub>3</sub>OD)  $\delta$  8.60 (s, 1H), 8.15 (s, 1H), 7.50 (d, *J* = 3.6 Hz, 1H), 6.85 (d, *J* = 3.2 Hz, 1H), 3.18 - 3.14 (m, 2H), 2.84 (s, 6H), 1.86 - 1.80 (m, 2H), 1.58 - 1.52 (m, 2H), 1.02 (t, *J* = 7.2 Hz, 3H).

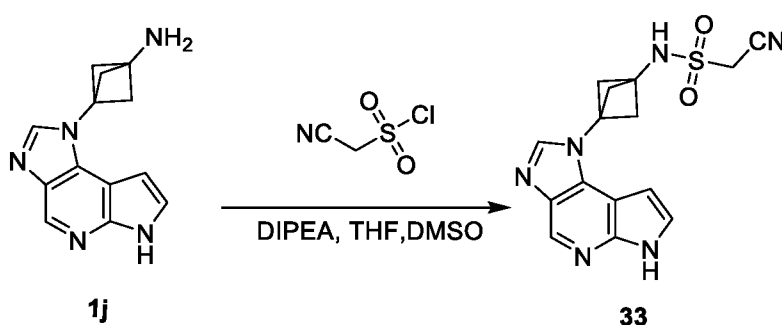
## Example 32



**3,3,3-Trifluoro-N-(3-(imidazo[4,5-d]pyrrolo[2,3-b]pyridin-1(6H)-yl)bicyclo[1.1.1]pentan-1-yl)propane-1-sulfonamide (32)**

[00252] Example 32 (4.7 mg) was synthesized in 6% yield by utilizing similar preparative procedure of the final step of example 1 with compound 1j (50 mg, 0.21 mmol) and 3,3,3-trifluoropropane-1-sulfonyl chloride (62 mg, 0.32 mmol) as starting materials. The final compound was purified by *prep*-HPLC (Method B) to afford the title compound. LC-MS (Method 1):  $t_R = 3.17$  min,  $m/z$  (M+H)<sup>+</sup> = 400.1. <sup>1</sup>H NMR (400 MHz, CD<sub>3</sub>OD)  $\delta$  8.67 (s, 1H), 8.41 (s, 1H), 7.55 (d,  $J = 3.6$  Hz, 1H), 6.92 (d,  $J = 3.6$  Hz, 1H), 3.31 - 3.27 (m, 2H), 2.79 (s, 6H), 2.67 - 2.61 (m, 2H). <sup>19</sup>F NMR (376 MHz, CD<sub>3</sub>OD)  $\delta$  -67.55.

## Example 33

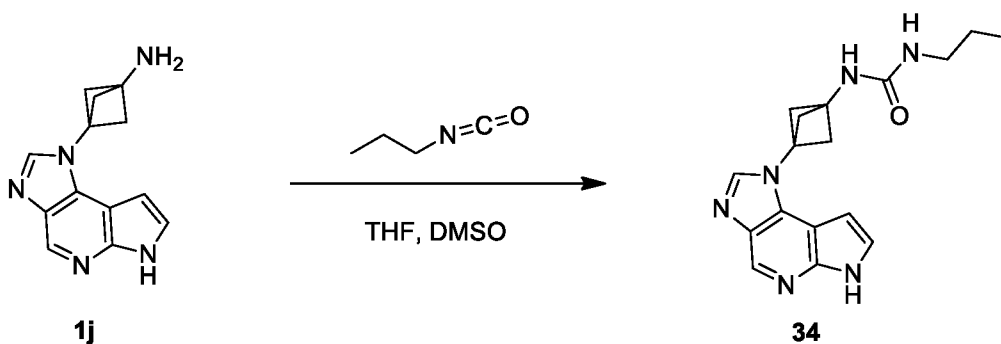


**1-Cyano-N-(3-(imidazo[4,5-d]pyrrolo[2,3-b]pyridin-1(6H)-yl)bicyclo[1.1.1]pentan-1-yl)methanesulfonamide (33)**

[00253] Example 33 (4.5 mg) was synthesized in 6% yield by utilizing similar preparative

procedure of the final step of example 1 with compound **1j** (50 mg, 0.21 mmol) and cyanomethanesulfonyl chloride (45 mg, 0.32 mmol) as starting materials. LC-MS (Method 1):  $t_R = 3.32$  min,  $m/z (M+H)^+ = 343.1$ .  $^1H$  NMR (400 MHz,  $DMSO-d_6$ )  $\delta$  11.94 (s, 1H), 8.59 (s, 1H), 8.12 (s, 1H), 7.50 (t,  $J = 2.8$  Hz, 1H), 6.75 - 6.74 (m, 1H), 4.87 (s, 2H), 2.75 (s, 6H).

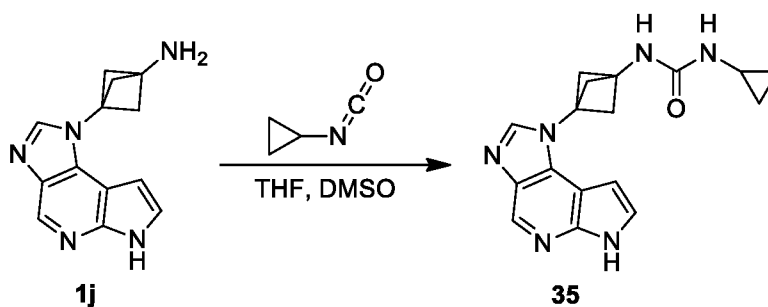
### Example 34



### 1-(3-(Imidazo[4,5-*d*]pyrrolo[2,3-*b*]pyridin-1(6*H*)-yl)bicyclo[1.1.1]pentan-1-yl)-3-propylurea (34)

[00254] To a well stirred solution consisting of compound **1j** (50 mg, 0.21 mmol), THF (0.6 mL) and DMSO (0.2 mL) was added 1-isocyanatopropane (36 mg, 0.42 mmol). The mixture was stirred at 30 °C for 3 hrs. The mixture was concentrated to dryness to give a residue which was purified by *prep*-HPLC (Method A) to give the title product (27.3 mg, 40% yield) as a light yellow solid. LC-MS (Method 1):  $t_R = 2.80$  min,  $m/z (M+H)^+ = 325.2$ .  $^1H$  NMR (400 MHz,  $DMSO-d_6$ )  $\delta$  11.89 (s, 1H), 8.58 (s, 1H), 8.10 (s, 1H), 7.48 (t,  $J = 2.8$  Hz, 1H), 6.75 - 6.70 (m, 2H), 5.91 (t,  $J = 5.6$  Hz, 1H), 2.99 - 2.94 (m, 2H), 2.66 (s, 6H), 1.42 - 1.37 (m, 2H), 0.85 (t,  $J = 7.2$  Hz, 3H).

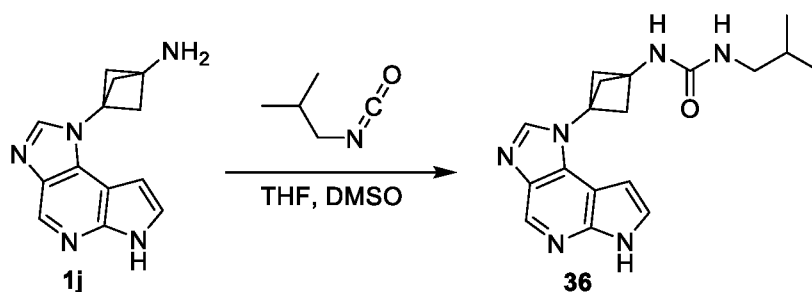
## Example 35



**1-Cyclopropyl-3-(3-(imidazo[4,5-d]pyrrolo[2,3-b]pyridin-1(6H)-yl)bicyclo[1.1.1]pentan-1-yl)urea (35)**

[00255] Example 35 (29.6 mg) was synthesized in 44% yield by utilizing similar preparative procedure of example 34 with compound 1j (50 mg, 0.21 mmol) and isocyanatocyclopropane (35 mg, 0.42 mmol) as starting materials. LC-MS (Method 1):  $t_R = 2.83$  min,  $m/z$  (M+H)<sup>+</sup> = 323.1. <sup>1</sup>H NMR (400 MHz, DMSO-*d*<sub>6</sub>)  $\delta$  11.89 (s, 1H), 8.58 (s, 1H), 8.10 (s, 1H), 7.49 (t,  $J = 3.2$  Hz, 1H), 6.77 (s, 1H), 6.71 (dd,  $J = 2.0$  Hz, 3.6 Hz, 1H), 6.21 (d,  $J = 2.4$  Hz, 1H), 2.67 (s, 6H), 2.45- 2.41 (m, 1H), 0.60 - 0.56 (m, 2H), 0.38 - 0.34 (m, 2H).

## Example 36

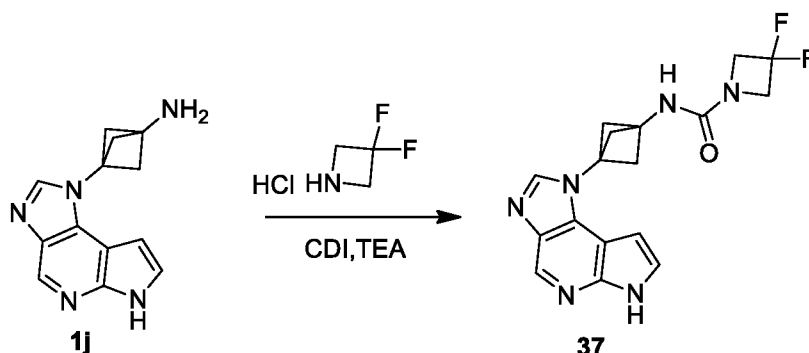


**1-(3-(Imidazo[4,5-d]pyrrolo[2,3-b]pyridin-1(6H)-yl)bicyclo[1.1.1]pentan-1-yl)-3-isobutylurea (36)**

[00256] Example 36 (17.4 mg) was synthesized in 25% yield by utilizing similar preparative procedure example 34 with compound 1j (50 mg, 0.21 mmol) and 1-isocyanato-2-methylpropane (41 mg, 0.42 mmol) as starting materials. LC-MS (Method 1):  $t_R = 3.23$  min,  $m/z$  (M+H)<sup>+</sup> =

339.2.  $^1\text{H}$  NMR (400 MHz,  $\text{DMSO-}d_6$ )  $\delta$  11.89 (s, 1H), 8.58 (s, 1H), 8.10 (s, 1H), 7.48 (t,  $J$  = 3.2 Hz, 1H), 6.73 (s, 1H), 6.72 (dd,  $J$  = 1.6, 3.2 Hz, 1H), 5.95 (t,  $J$  = 5.6 Hz, 1H), 2.84 (t,  $J$  = 6.4 Hz, 2H), 2.66 (s, 6H), 1.67 - 1.61 (m, 1H), 0.84 (d,  $J$  = 6.8 Hz, 6H).

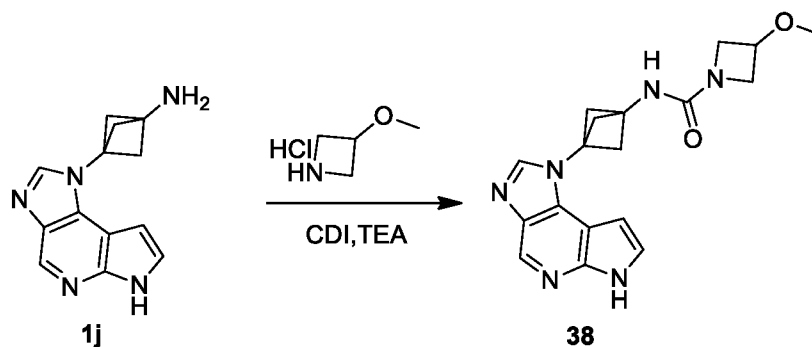
### Example 37



### 3,3-Difluoro-*N*-(3-(imidazo[4,5-d]pyrrolo[2,3-b]pyridin-1(6*H*)-yl)bicyclo[1.1.1]pentan-1-yl)azetidine-1-carboxamide (37)

[00257] To a well stirred solution consisting of compound **1j** (50 mg, 0.21 mmol), TEA (74 mg, 0.73 mmol), DCM (1.0 mL) and DMSO (0.5 mL) was added CDI (68 mg, 0.42 mmol) in one portion. The mixture was stirred at RT for 2 hrs. The resulting reaction solution was added to a solution of 3,3-difluoroazetidine hydrochloride (95 mg, 0.73 mmol) and TEA (84 mg, 0.84 mmol) in DCM (1 mL). The mixture was stirred at RT overnight. The mixture was concentrated and the residue was purified by *prep*-HPLC (Method A) to afford the title product as a white solid (11.1 mg, 15% yield). LC-MS (Method 1):  $t_R$  = 2.79 min,  $m/z$  ( $M+H$ )<sup>+</sup> = 359.2.  $^1\text{H}$  NMR (400 MHz,  $\text{DMSO-}d_6$ )  $\delta$  11.91 (s, 1H), 8.59 (s, 1H), 8.12 (s, 1H), 7.75 (s, 1H), 7.49 (s, 1H), 6.67 (s, 1H), 4.25 (t,  $J$  = 12.8 Hz, 4H), 2.69 (s, 6H).  $^{19}\text{F}$  NMR (376 MHz,  $\text{DMSO-}d_6$ )  $\delta$  -99.31.

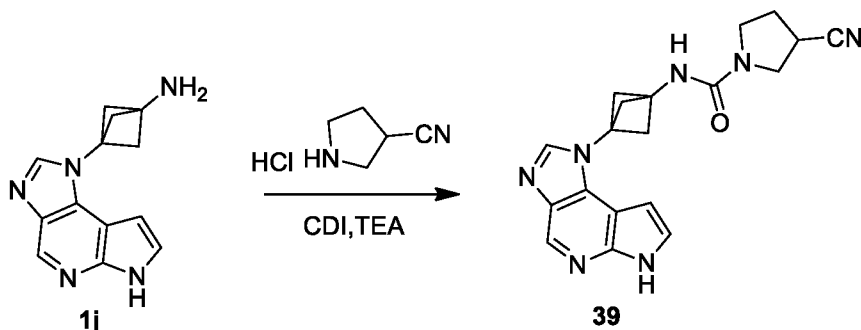
### Example 38



***N*-(3-(Imidazo[4,5-d]pyrrolo[2,3-b]pyridin-1(6*H*)-yl)bicyclo[1.1.1]pentan-1-yl)-3-methoxyazetidino-1-carboxamide (38)**

[00258] Example 38 (26.6 mg) was synthesized in 36% yield by utilizing similar preparative procedure of example 37 with compound 1j (50 mg, 0.21 mmol) and 3-methoxyazetidinium hydrochloride (90 mg, 0.73 mmol) as starting materials. LC-MS (Method 1):  $t_R = 2.77$  min,  $m/z$  (M+H)<sup>+</sup> = 353.2. <sup>1</sup>H NMR (400 MHz, DMSO-*d*<sub>6</sub>)  $\delta$  11.91 (s, 1H), 8.58 (s, 1H), 8.11 (s, 1H), 7.49 (s, 1H), 7.31 (s, 1H), 6.67 (d,  $J = 2.0$  Hz, 1H), 4.14 (br s, 1H), 4.01 - 3.98 (m, 2H), 3.65 - 3.61 (m, 2H), 3.20 (s, 3H), 2.66 (s, 6H).

**Example 39**



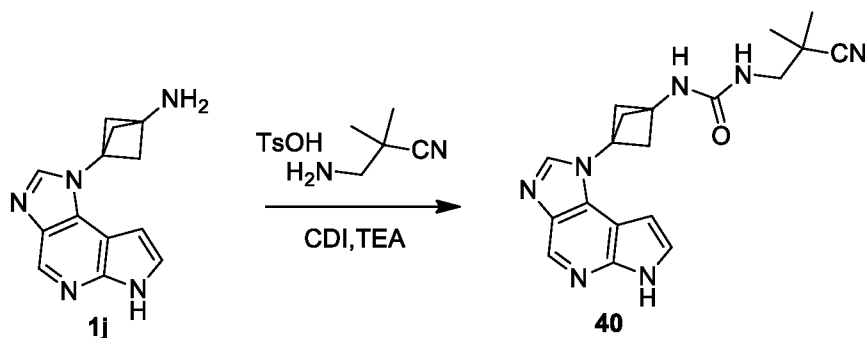
**3-Cyano-*N*-(3-(imidazo[4,5-d]pyrrolo[2,3-b]pyridin-1(6*H*)-yl)bicyclo[1.1.1]pentan-1-yl)pyrrolidine-1-carboxamide (39)**

[00259] Example 39 (12 mg) was synthesized in 16% yield by utilizing similar preparative procedure of example 37 with compound 1j (50 mg, 0.21 mmol) and pyrrolidine-3-carbonitrile hydrochloride (97 mg, 0.73 mmol) as starting materials. LC-MS (Method 1):  $t_R = 2.82$  min,  $m/z$



(M+H)<sup>+</sup> = 362.1. <sup>1</sup>H NMR (400 MHz, DMSO-*d*<sub>6</sub>) δ 11.90 (s, 1H), 8.58 (s, 1H), 8.12 (s, 1H), 7.49 (t, *J* = 3.2 Hz, 1H), 7.25 (s, 1H), 6.68 (dd, *J* = 1.6, 3.2 Hz, 1H), 3.60 - 3.56 (m, 1H), 3.49 - 3.34 (m, 4H), 2.69 (s, 6H), 2.27 - 2.22 (m, 1H), 2.16 - 2.11 (m, 1H).

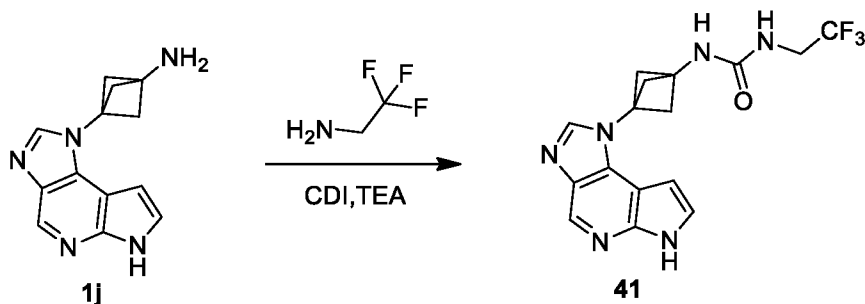
#### Example 40



#### 1-(2-Cyano-2-methylpropyl)-3-(3-(imidazo[4,5-d]pyrrolo[2,3-b]pyridin-1(6H)-yl)bicyclo[1.1.1]pentan-1-yl)urea (40)

[00260] Example 40 (21.4 mg) was synthesized in 28% yield by utilizing similar preparative procedure of example 37 with compound 1j (50 mg, 0.21 mmol) and 3-amino-2,2-dimethylpropanenitrile 4-methylbenzenesulfonate (198 mg, 0.73 mmol) as starting materials. LC-MS (Method 1): *t*<sub>R</sub> = 3.26 min, *m/z* (M+H)<sup>+</sup> = 364.2. <sup>1</sup>H NMR (400 MHz, DMSO-*d*<sub>6</sub>) δ 11.90 (s, 1H), 8.58 (s, 1H), 8.11 (s, 1H), 7.49 (s, 1H), 6.96 (s, 1H), 6.72 (s, 1H), 6.38 - 6.35 (m, 1H), 3.22 (d, *J* = 6.4 Hz, 2H), 2.68 (s, 6H), 1.26 (s, 6H).

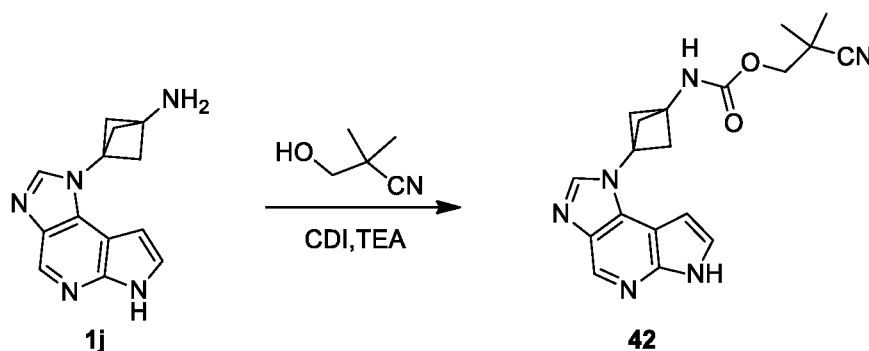
#### Example 41



**1-(3-(Imidazo[4,5-d]pyrrolo[2,3-b]pyridin-1(6H)-yl)bicyclo[1.1.1]pentan-1-yl)-3-(2,2,2-trifluoroethyl)urea (41)**

[00261] Example **41** (19.6 mg) was synthesized in 21% yield by utilizing similar preparative procedure of example **37** with compound **1j** (60 mg, 0.25 mmol) and 2,2,2-trifluoroethanamine (87 mg, 0.88 mmol) as starting materials. LC-MS (Method 1):  $t_R = 3.09$  min,  $m/z (M+H)^+ = 365.1$ .  $^1H$  NMR (400 MHz, DMSO- $d_6$ )  $\delta$  11.90 (s, 1H), 8.58 (s, 1H), 8.10 (s, 1H), 7.49 (t,  $J = 2.8$  Hz, 1H), 7.17 (s, 1H), 6.71 (dd,  $J = 1.6, 3.2$  Hz, 1H), 6.58 (t,  $J = 6.4$  Hz, 1H), 3.88 - 3.79 (m, 2H), 2.68 (t,  $J = 8.0$  Hz, 6H).  $^{19}F$  NMR (376 MHz, DMSO- $d_6$ )  $\delta$  -71.54.

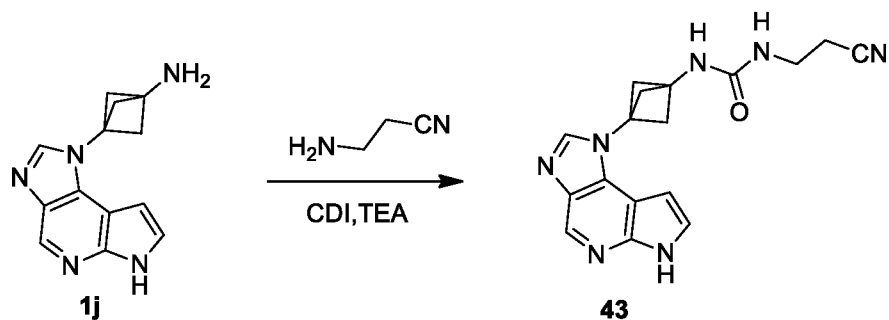
**Example 42**



**2-Cyano-2-methylpropyl (3-(imidazo[4,5-d]pyrrolo[2,3-b]pyridin-1(6H)-yl)bicyclo[1.1.1]pentan-1-yl)carbamate (42)**

[00262] Example **42** (2.2 mg) was synthesized in 3% yield by utilizing similar preparative procedure of example **19** with compound **1j** (50 mg, 0.21 mmol) and 3-hydroxy-2,2-dimethylpropanenitrile (50 mg, 0.73 mmol) as starting materials. LC-MS (Method 1):  $t_R = 3.23$  min,  $m/z (M+H)^+ = 365.2$ .  $^1H$  NMR (400 MHz, DMSO- $d_6$ )  $\delta$  11.91 (s, 1H), 8.59 (s, 1H), 8.47 (s, 1H), 8.12 (s, 1H), 7.49 (s, 1H), 6.69 (s, 1H), 4.04 (s, 2H), 2.71 (s, 6H), 1.35 (s, 6H).

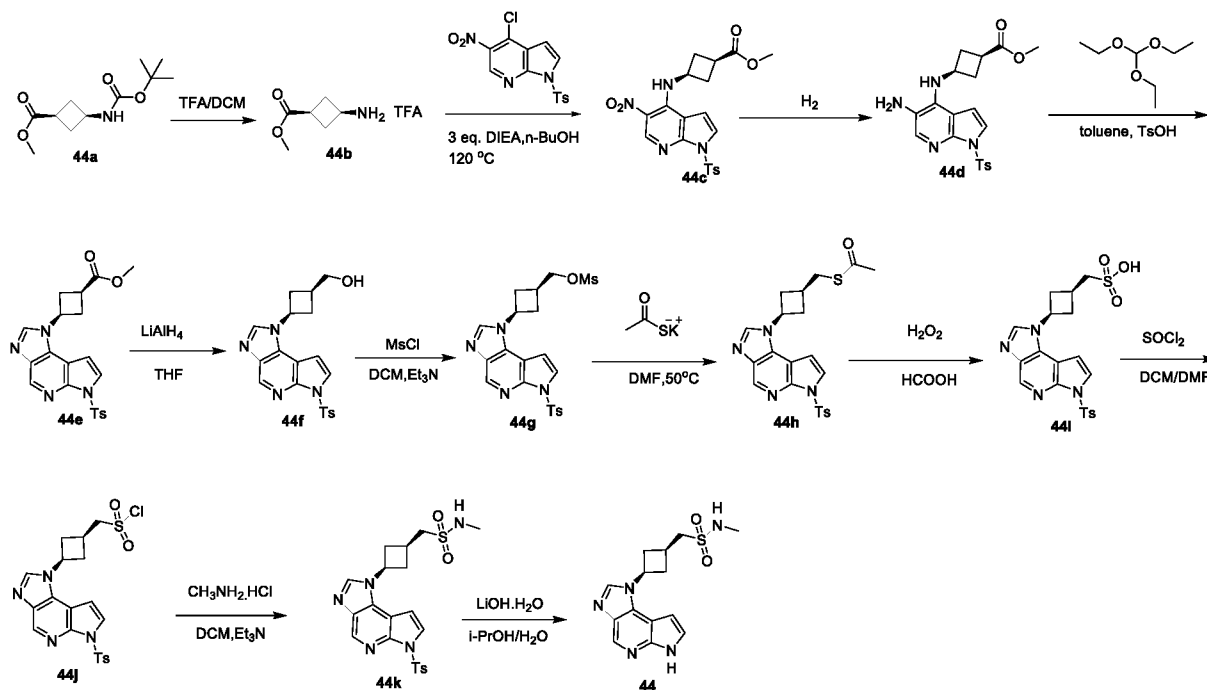
## Example 43



**1-(2-Cyanoethyl)-3-(3-(imidazo[4,5-d]pyrrolo[2,3-b]pyridin-1(6H)-yl)bicyclo[1.1.1]pentan-1-yl)urea (43)**

[00263] Example 43 (12.8 mg) was synthesized in 18% yield by utilizing similar preparative procedure example 37 with compound 1j (50 mg, 0.21 mmol) and 3-aminopropanenitrile (51 mg, 0.73 mmol) as starting materials. LC-MS (Method 1):  $t_R = 2.60$  min,  $m/z (M+H)^+ = 336.2$ .  $^1\text{H NMR}$  (400 MHz,  $\text{CD}_3\text{OD}$ )  $\delta$  8.60 (s, 1H), 8.13 (s, 1H), 7.49 (d,  $J = 3.6$  Hz, 1H), 6.91 (d,  $J = 3.6$  Hz, 1H), 3.43 (t,  $J = 6.4$  Hz, 2H), 2.84 (s, 6H), 2.68 (t,  $J = 6.8$  Hz, 2H).

## Example 44



### Step 1. Methyl *cis*-3-aminocyclobutane-1-carboxylate TFA (**44b**)

[00264] To a solution of compound **44a** (500 mg, 2.18 mmol) in 5 mL of DCM was added TFA (2.5 mL) at 0 °C. The solution was stirred at 0 °C to 5 °C for 1.5 hrs. The solution was concentrated to afford the title product as colorless oil (530 mg, 100% yield). <sup>1</sup>H NMR (400 MHz, DMSO-*d*<sub>6</sub>) δ 8.05 (br s, 2H), 3.62 - 3.59 (m, 4H), 3.02 - 2.93 (m, 1H), 2.46 - 2.39 (m, 2H), 2.29 - 2.21 (m, 2H).

### Step 2. Methyl *cis*-3-((5-nitro-1-tosyl-1H-pyrrolo[2,3-*b*]pyridin-4-yl)amino)cyclobutanecarboxylate (**44c**)

[00265] Compound **44c** (760 mg) was synthesized in 78% yield by utilizing similar preparative procedure of the third step of example 1 with 4-chloro-5-nitro-1-tosyl-1H-pyrrolo[2,3-*b*]pyridine (765 mg, 2.18 mmol) and compound **44b** (530 mg, 2.18 mmol) as starting materials. <sup>1</sup>H NMR (400 MHz, DMSO-*d*<sub>6</sub>) δ 8.90 - 8.87 (m, 2H), 8.00 (d, *J* = 8.4 Hz, 2H), 7.79 (d, *J* = 4.4 Hz, 1H), 7.44 (d, *J* = 8.4 Hz, 2H), 7.13 (d, *J* = 4.0 Hz, 1H), 4.59 - 4.53 (m, 1H), 3.61 (s, 3H), 3.04 - 2.97 (m, 1H), 2.75 - 2.68 (m, 2H), 2.36 (s, 3H), 2.33 - 2.26 (m, 2H).

### Step 3. Methyl *cis*-3-((5-amino-1-tosyl-1H-pyrrolo[2,3-*b*]pyridin-4-yl)amino)cyclobutanecarboxylate (**44d**)

[00266] Compound **44d** (640 mg) was synthesized in 92% yield by utilizing similar preparative procedure of the fourth step of example **1** with compound **44c** (750 mg, 1.69 mmol) as starting materials. LC-MS (Method 3):  $t_R = 1.55$  min,  $m/z$  (M+H)<sup>+</sup> = 415.1.

**Step 4. Methyl *cis*-3-(6-tosylimidazo[4,5-*d*]pyrrolo[2,3-*b*]pyridin-1(6*H*)-yl)cyclobutanecarboxylate (**44e**)**

[00267] Compound **44e** (550 mg) was synthesized in 84% yield by utilizing similar preparative procedure of the fifth step of example **1** with compound **44d** (640 mg, 1.54 mmol) and triethoxymethane (571 mg, 3.86 mmol) as starting materials. <sup>1</sup>H NMR (400 MHz, DMSO-*d*<sub>6</sub>)  $\delta$  8.73 (s, 1H), 8.58 (s, 1H), 8.01 (d,  $J = 8.4$  Hz, 2H), 7.97 (d,  $J = 4.4$  Hz, 1H), 7.40 (d,  $J = 8.0$  Hz, 2H), 7.29 (d,  $J = 3.6$  Hz, 1H), 5.22 - 5.17 (m, 1H), 3.34 (s, 3H), 3.19 - 3.12 (m, 1H), 2.89 - 2.82 (m, 2H), 2.74 - 2.66 (m, 2H), 2.32 (m, 3H).

**Step 5. (*Cis*-3-(6-tosylimidazo[4,5-*d*]pyrrolo[2,3-*b*]pyridin-1(6*H*)-yl)cyclobutyl)methanol (**44f**)**

[00268] To a solution of compound **44e** (550 mg, 1.30 mmol) in 5 mL dry THF was added LiAlH<sub>4</sub> (73.9 mg, 1.94 mmol) at 0 °C. The mixture was stirred for 1.5 hrs at RT. After cooling down to 0 °C, the reaction mixture was quenched with 0.1 mL of water, 0.2 mL of 10% *aq.* NaOH, followed by 0.3 mL of water. The mixture was dried over Na<sub>2</sub>SO<sub>4</sub> and filtered. The filtrate was concentrated to afford the crude title product as a white solid (450 mg, 88% yield). LC-MS (Method 3):  $t_R = 1.43$  min,  $m/z$  (M+H)<sup>+</sup> = 397.1.

**Step 6. (*Cis*-3-(6-tosylimidazo[4,5-*d*]pyrrolo[2,3-*b*]pyridin-1(6*H*)-yl)cyclobutyl)methylmethanesulfonate (**44g**)**

[00269] Compound **44f** (450 mg, 1.13 mmol) and Et<sub>3</sub>N (344 mg, 3.40 mmol) were dissolved in DCM (15 mL) followed by the addition of MsCl (196 mg, 1.70 mmol) at 0 °C. After stirring for 1 hour at RT, the reaction mixture was diluted with water (100 mL) and extracted with EtOAc (150 mL). The organic layer was separated, washed with brine (40 mL), dried over Na<sub>2</sub>SO<sub>4</sub> and filtered. The filtrate was concentrated to dryness to afford the crude title compound (539 mg, 100% yield) as a yellow solid. LC-MS (Method 3):  $t_R = 1.35$  min,  $m/z$  (M+H)<sup>+</sup> = 475.1.

**Step 7. *S*-((*cis*-3-(6-tosylimidazo[4,5-*d*]pyrrolo[2,3-*b*]pyridin-1(6*H*)-yl)cyclobutyl)methyl)ethanethioate (**44h**)**

[00270] Compound **44g** (535 mg, 1.13 mmol) and potassium thioacetate (386 mg, 3.38 mmol) were mixed in DMF (16 mL) and then heated at 50 °C for 5 hrs. The reaction mixture was diluted with water (100 mL) and extracted with EtOAc (150 mL). The separated organic layer was concentrated. The residue was purified by reverse chromatography (ACN in water from 5-95%) to afford the crude title compound (338 mg, 66% yield) as a yellow solid.

LC-MS (Method 3):  $t_R = 1.53$  min,  $m/z$  (M+H)<sup>+</sup> = 455.1.

**Step 8. (*Cis*-3-(6-tosylimidazo[4,5-*d*]pyrrolo[2,3-*b*]pyridin-1(6*H*)-yl)cyclobutyl) methanesulfonic acid (44i)**

[00271] An aqueous hydrogen peroxide (0.55 mL, 30%) was added dropwise to a stirred suspension of compound **44h** (330 mg, 0.73 mmol) in formic acid (4 mL). The resulting mixture was stirred at room temperature for 1 hour. Then the reaction mixture was concentrated to afford the title compound (334 mg, 100% yield) as a white solid.

LC-MS (Method 3):  $t_R = 0.81$  min,  $m/z$  (M+H)<sup>+</sup> = 461.1.

**Step 9. (*Cis*-3-(6-tosylimidazo[4,5-*d*]pyrrolo[2,3-*b*]pyridin-1(6*H*)-yl)cyclobutyl) methanesulfonyl chloride (44j)**

[00272] To a mixture of compound **44i** (330 mg, 0.73 mmol) in DCM (50 mL) and DMF (1.0 mL) was added thionyl chloride (930 mg, 7.82 mmol). Then the reaction mixture was heated at 50 °C for 3 hours. The mixture was concentrated to afford title compound (334 mg, 100%) as a yellow solid. A small amount of the reaction solution was mixed with MeOH for analysis. LC-MS (Method 3):  $t_R = 1.60$  min,  $m/z$  (M+H)<sup>+</sup> = 475.1.

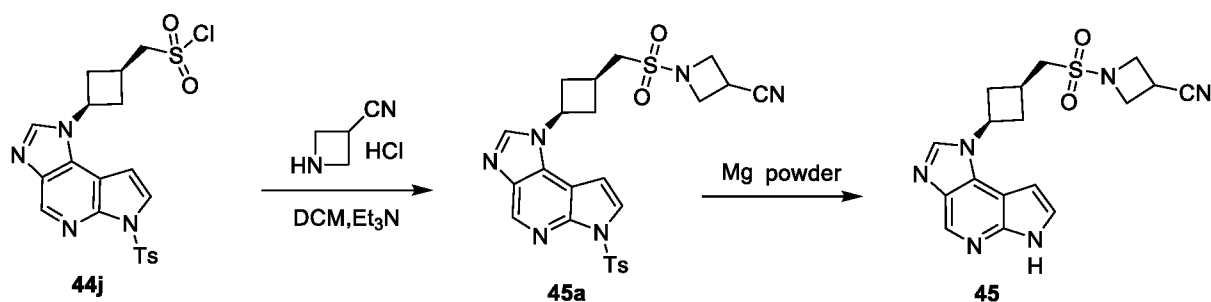
**Step 10. *N*-methyl-1-(*cis*-3-(6-tosylimidazo[4,5-*d*]pyrrolo[2,3-*b*]pyridin-1(6*H*)-yl)cyclobutyl)methanesulfonamide (44k)**

[00273] To a solution consisting of CH<sub>3</sub>NH<sub>2</sub>.HCl (34 mg, 0.50 mmol), TEA (127 mg, 1.25 mmol) and DCM (2 mL) was added compound **44j** (200 mg, 0.42 mmol) at 0 °C. The mixture was stirred at RT for 1.5 hrs. The mixture was diluted with water (30 mL) and extracted with DCM (40 mL). The separated organic layer was washed with water (30 mL \* 2) and concentrated to afford the crude title product as a white solid (25 mg, 13% yield). LC-MS (Method 3):  $t_R = 1.43$  min,  $m/z$  (M+H)<sup>+</sup> = 474.1.

**Step 11. 1-(*Cis*-3-(imidazo[4,5-*d*]pyrrolo[2,3-*b*]pyridin-1(6*H*)-yl)cyclobutyl)-*N*-methylmethanesulfonamide (44)**

[00274] Compound **44k** (22 mg, 0.05 mmol) and LiOH·H<sub>2</sub>O (10 mg, 0.05 mmol) were dissolved in a mixture of *i*-PrOH and H<sub>2</sub>O (2.5 ml, V:V = 4:1). The above solution was stirred at 60 °C for 24 hrs. The reaction mixture was diluted with water (10 mL) and extracted with EtOAc (20 mL). The separated organic layer was concentrated and the residue was purified by prep-HPLC (Method A) to afford the title compound (3.7 mg, 25% yield) as a white solid. LC-MS (Method 1): *t<sub>R</sub>* = 2.37 min, *m/z* (M+H)<sup>+</sup> = 320.1. <sup>1</sup>H NMR (400 MHz, DMSO-*d*<sub>6</sub>) δ 8.59 (s, 1H), 8.42 (s, 1H), 7.46 (d, *J* = 3.6 Hz, 1H), 6.88 (d, *J* = 3.6 Hz, 1H), 5.26 - 4.86 (m, 1H), 3.38 - 3.33 (m, 2H), 3.09 - 3.02 (m, 2H), 2.86 - 2.80 (m, 1H), 2.76 (s, 3H), 2.54 - 2.47 (m, 2H).

**Example 45**



**Step 1. 1-(((*Cis*-3-(6-tosylimidazo[4,5-*d*]pyrrolo[2,3-*b*]pyridin-1(6*H*)-yl)cyclobutyl)methyl)sulfonyl)azetidine-3-carbonitrile (45a)**

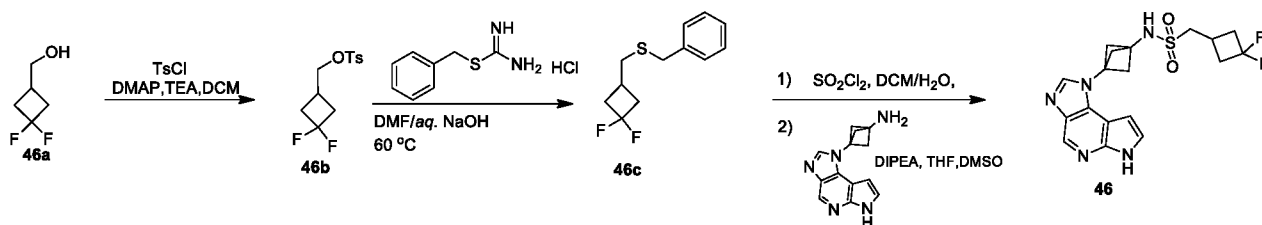
[00275] Compound **45a** (80 mg) was synthesized in 64% yield by utilizing similar preparative procedure of the tenth step of example **44** with compound **44j** (120 mg, 0.25 mmol) and azetidine-3-carbonitrile hydrochloride (32 mg, 0.26 mmol) as starting materials. LC-MS (Method 3): *t<sub>R</sub>* = 1.50 min, *m/z* (M+H)<sup>+</sup> = 525.1.

**Step 2. 1-(((*Cis*-3-(imidazo[4,5-*d*]pyrrolo[2,3-*b*]pyridin-1(6*H*)-yl)cyclobutyl)methyl)sulfonyl)azetidine-3-carbonitrile (45)**

[00276] A mixture of compound **45a** (40 mg, 0.08 mmol) and Mg powder (73 mg, 3.05 mmol) in MeOH (2 mL) was placed in an ultrasonic bath for 1.5 hours. The mixture was filtered and the filtrate was concentrated. The residue was purified by *prep*-HPLC (Method A) to afford

the title product as an off-white solid (1.4 mg, 5% yield). LC-MS (Method 1):  $t_R = 3.04$  min,  $m/z$   $(M+H)^+ = 371.1$ .  $^1H$  NMR (400 MHz,  $CD_3OD$ )  $\delta$  8.59 (s, 1H), 8.42 (s, 1H), 7.46 (d,  $J = 3.6$  Hz, 1H), 6.90 (d,  $J = 3.6$  Hz, 1H), 5.28 - 4.86 (m, 1H), 4.29 - 4.24 (m, 2H), 4.16 - 4.13 (m, 2H), 3.75 - 3.69 (m, 1H), 3.50 - 3.43 (m, 2H), 3.07 - 3.01 (m, 2H), 2.89 - 2.85 (m, 1H), 2.56 - 2.48 (m, 2H).

### Example 46



#### Step 1. (3,3-Difluorocyclobutyl)methyl 4-methylbenzenesulfonate (46b)

[00277] To a mixture of (3,3-difluorocyclobutyl)methanol (1 g, 8.19 mmol), DMAP (100 mg, 0.82 mmol) and TEA (1.24 g, 12.29 mmol) in DCM (10 mL) was added TsCl (889 mg, 9.83 mmol) at 0 °C and allowed to warm to RT. After stirring overnight at RT, the mixture was diluted with 20 mL of DCM and washed with water (10 mL), brine (10 mL) and dried over  $Na_2SO_4$ . The mixture was filtered and filtrate was concentrated to afford crude title compound (1.89 g crude, 79% yield) as yellow oil.

#### Step 2. Benzyl ((3,3-difluorocyclobutyl)methyl)sulfane (46c)

[00278] To a mixture of compound **46b** (100 mg, 0.36 mmol) and benzyl carbamimidothioate hydrochloride (88 mg, 0.43 mmol) in DMF (0.5 mL) was added NaOH (36 mg, 0.90 mmol) in  $H_2O$  (0.5 mL). The mixture was stirred at 60 °C overnight. The mixture was diluted with  $H_2O$  (10 mL) and extracted with EtOAc (30 mL \* 3). The combined organic layers were dried  $Na_2SO_4$ , filtered and concentrated. The residue was purified by column chromatography on silica gel (PE:EA = 80:1) to give the crude title product as yellow oil (82 mg, 99% yield).  $^1H$  NMR (400 MHz,  $CDCl_3$ )  $\delta$  7.34 - 7.28 (m, 5H), 3.70 (s, 2H), 2.71 - 2.60 (m, 2H), 2.55 (d,  $J = 7.2$  Hz, 2H), 2.32 - 2.14 (m, 3H).

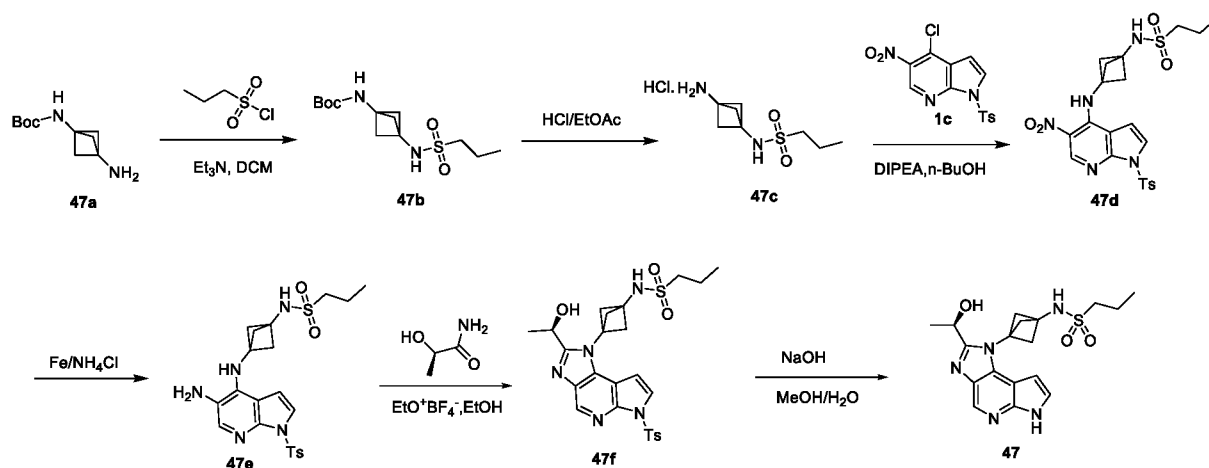
#### Step 3. 1-(3,3-Difluorocyclobutyl)-N-(3-(imidazo[4,5-d]pyrrolo[2,3-b]pyridin-1(6H)-yl)bicyclo[1.1.1]pentan-1-yl)methanesulfonamide (46)

[00279] To a mixture consisting of compound **46c** (82 mg, 0.36 mmol), DCM (1.5 mL) and



H<sub>2</sub>O (0.4 mL) was added SO<sub>2</sub>Cl<sub>2</sub> (418 mg, 3.09 mmol) at -5 °C. The mixture was stirred at 0 °C for 30 minutes. Then ice-water (15 mL) was added and the mixture was extracted with DCM (20 mL \* 2). The combined organic layers were dried over Na<sub>2</sub>SO<sub>4</sub>, filtered and concentrated. The residue was dissolved into THF (0.5 mL) and the solution was added to a mixture of **1j** (100 mg, 0.44 mmol) and DIPEA (170 mg, 1.31 mmol) in THF (1.5 mL) and DMSO (1 mL) at 0 °C. The mixture was stirred at room temperature for 2 hours. The mixture was diluted with H<sub>2</sub>O (15 mL) and extracted with EtOAc (20 mL \* 2). The combined organic layers were concentrated. The residue was purified by prep-TLC (DCM: MeOH = 25: 1) and prep-HPLC (Method A) to afford the title product as a yellow solid (14 mg, 8% yield). LC-MS (Method 1): t<sub>R</sub> = 2.98 min, m/z (M+H)<sup>+</sup> = 408.1. <sup>1</sup>H NMR (400 MHz, DMSO-*d*<sub>6</sub>) δ 11.93 (s, 1H), 8.60 (s, 1H), 8.50 (s, 1H), 8.12 (s, 1H), 7.51 (t, *J* = 2.8 Hz, 1H), 6.71 (t, *J* = 1.6 Hz, 1H), 3.39 - 3.38 (m, 2H), 2.82 - 2.75 (m, 2H), 2.72 (s, 6H), 2.62 - 2.53 (m, 3H).

### Example 47



#### Step 1. *Tert*-butyl (3-(propylsulfonamido)bicyclo[1.1.1]pentan-1-yl)carbamate (**47b**)

[00280] To a solution of compound **47a** (1.0 g, 5.04 mmol) and Et<sub>3</sub>N (1.5 g, 15.1 mmol) in DCM (1.5 mL) was added propane-1-sulfonyl chloride (1.0 g, 7.56 mmol) at 0 °C. After stirring at RT for 3 hrs, the mixture was diluted with water (100 mL) and extracted with DCM (100 mL \* 2). The combined organic phases were washed with brine (100 mL \* 2), dried over Na<sub>2</sub>SO<sub>4</sub>, and filtered. The filtrate was concentrated to afford the title compound (1.45 g, 97% yield) as a white solid. <sup>1</sup>H NMR (400 MHz, DMSO-*d*<sub>6</sub>) δ 8.00 (s, 1H), 7.55 (s, 1H), 2.94 - 2.90 (m, 2H), 2.05 (s,

6H), 1.69 - 1.59 (m, 2H), 1.37 (s, 9H) 1.03 - 0.91 (m, 3H).

**Step 2. *N*-(3-aminobicyclo[1.1.1]pentan-1-yl)propane-1-sulfonamide (47c)**

[00281] To a solution of compound **47b** (1.45 g, 4.77 mmol) in EtOAc (20 mL) was added HCl(g) in EtOAc (2 M, 20 mL) at 0 °C. The reaction mixture was stirred at RT for 3 hrs. The mixture was concentrated *in vacuo* to give the title compound (1.2 g, crude, yield ~100%) as a white solid. <sup>1</sup>H NMR (400 MHz, DMSO-*d*<sub>6</sub>) δ 9.02 (s, 3H), 8.25 (s, 1H), 2.98 - 2.95 (m, 2H), 2.13 (s, 6H), 1.73 - 1.61 (m, 2H), 1.03 - 0.96 (m, 3H).

**Step 3. *N*-(3-((5-nitro-1-tosyl-1*H*-pyrrolo[2,3-*b*]pyridin-4-yl)amino)bicyclo[1.1.1]pentan-1-yl)propane-1-sulfonamide (47d)**

[00282] Compound **47d** (2.4 g) was synthesized in 100% yield by utilizing similar preparative procedure of the third step of example 1 with compound **47c** (1.2 g, 4.99 mmol) and compound **1c** (1.6 g, 4.54 mmol) as starting materials. LC-MS (Method 3): *t*<sub>R</sub> = 1.68 min, *m/z* (M+H)<sup>+</sup> = 520.1

**Step 4. *N*-(3-((5-amino-1-tosyl-1*H*-pyrrolo[2,3-*b*]pyridin-4-yl)amino)bicyclo[1.1.1]pentan-1-yl)propane-1-sulfonamide (47e)**

[00283] To a solution consisting of **47d** (2.4 g, 4.62 mmol), NH<sub>4</sub>Cl (1.2 g, 23.1 mmole), MeOH (900 mL) and H<sub>2</sub>O (300 mL) were added Fe powder (905 mg, 16.2 mmol) at RT. The reaction mixture was stirred at 80 °C for 2 hrs. After cooling to RT, the mixture was filtered and the filter cake was washed with MeOH (20 mL). The filtrate was concentrated *in vacuo* to afford the title compound (2.2 g, 95.6%, crude) as a brown solid. LC-MS (Method 3): *t*<sub>R</sub> = 1.44 min, *m/z* (M+H)<sup>+</sup> = 490.1.

**Step 5. (*R*)-*N*-(3-(2-(1-hydroxyethyl)-6-tosylimidazo[4,5-*d*]pyrrolo[2,3-*b*]pyridin-1(6*H*)-yl)bicyclo[1.1.1]pentan-1-yl)propane-1-sulfonamide (47f)**

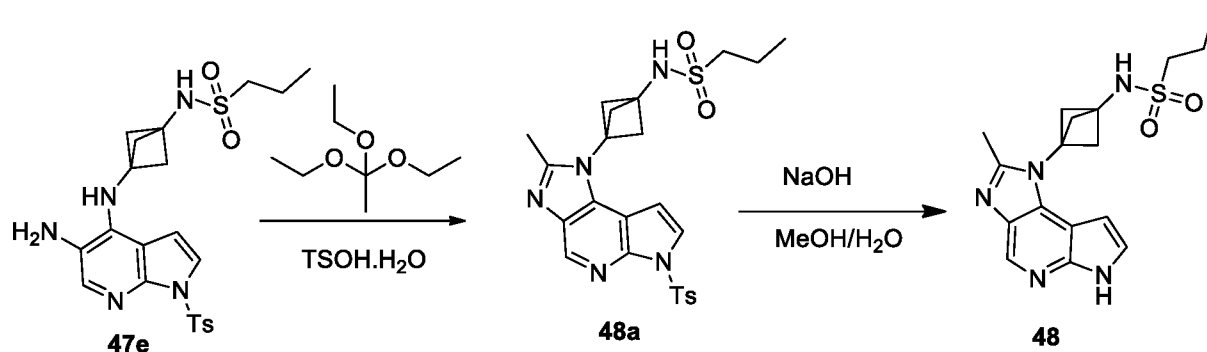
[00284] (*R*)-2-hydroxypropanamide (136 mg, 1.53 mmol) and triethylxonium tetrafluoroborate (291 mg, 1.53 mmol) were dissolved in THF (5 mL) and the resulting mixture was stirred at RT for 30 mins under N<sub>2</sub>. Then **47e** (150 mg, 0.31 mmol) in EtOH (5 mL) was added to the reaction mixture. The mixture was stirred for 2 hrs at 85 °C. After cooling to RT, the mixture was diluted with water (100 mL) and extracted with EtOAc (100 mL \* 2). The combined organic layers were concentrated and the residue was purified by *prep*-TLC

(DCM:MeOH = 10:1) to afford the desired compound (55 mg, yield 50%) as a brown solid.  $^1\text{H}$  NMR (400 MHz,  $\text{DMSO-}d_6$ )  $\delta$  8.72 (s, 1H), 8.36 (s, 1H), 8.00 (s, 1H), 8.99 (d,  $J = 8.0$  Hz, 2H), 7.40 (d,  $J = 8.0$  Hz, 2H), 7.07 (d,  $J = 4.0$  Hz, 1H), 5.53 (d,  $J = 7.2$  Hz, 1H), 5.07 - 5.04 (m, 1H), 3.09 - 3.05 (m, 2H), 2.81 (s, 6H), 2.32 (s, 3H), 1.75 - 1.70 (m, 2H), 1.61 (d,  $J = 6.0$  Hz, 3H), 1.02 (t,  $J = 7.2$  Hz, 3H).

**Step 6. (R)-N-(3-(2-(1-hydroxyethyl)imidazo[4,5-*d*]pyrrolo[2,3-*b*]pyridin-1(6*H*)-yl)bicyclo[1.1.1]pentan-1-yl)propane-1-sulfonamide (47)**

[00285] To a solution of compound **47f** (55 mg, 0.10 mmol) in a mixture of MeOH and  $\text{H}_2\text{O}$  (5.5 mL, V:V = 1: 5) was added NaOH (12 mg, 0.30 mmol) in one portion. After stirring for 25 hours at 30 °C, the reaction mixture was diluted with water (20 mL) and washed with DCM (20 mL\*2). The separated aqueous layer was concentrated to dryness and the residue was purified by *prep*-HPLC (Method A) to afford title compound (10 mg, 16% yield) as a white solid. LC-MS (Method 1):  $t_{\text{R}} = 2.98$  min,  $m/z$  (M+H) $^+ = 390.2$ .  $^1\text{H}$  NMR (400 MHz,  $\text{CD}_3\text{OD}$ )  $\delta$  8.58 (s, 1H), 7.48 (s, 1H), 6.88 (s, 1H), 5.26 (s, 1H), 3.13 (s, 2H), 3.00 (s, 6H), 1.89 - 1.88 (m, 2H), 1.78 (s, 3H), 1.12 (s, 3H).

**Example 48**



**Step 1. N-(3-(2-methyl-6-tosylimidazo[4,5-*d*]pyrrolo[2,3-*b*]pyridin-1(6*H*)-yl)bicyclo[1.1.1]pentan-1-yl)propane-1-sulfonamide (48a)**

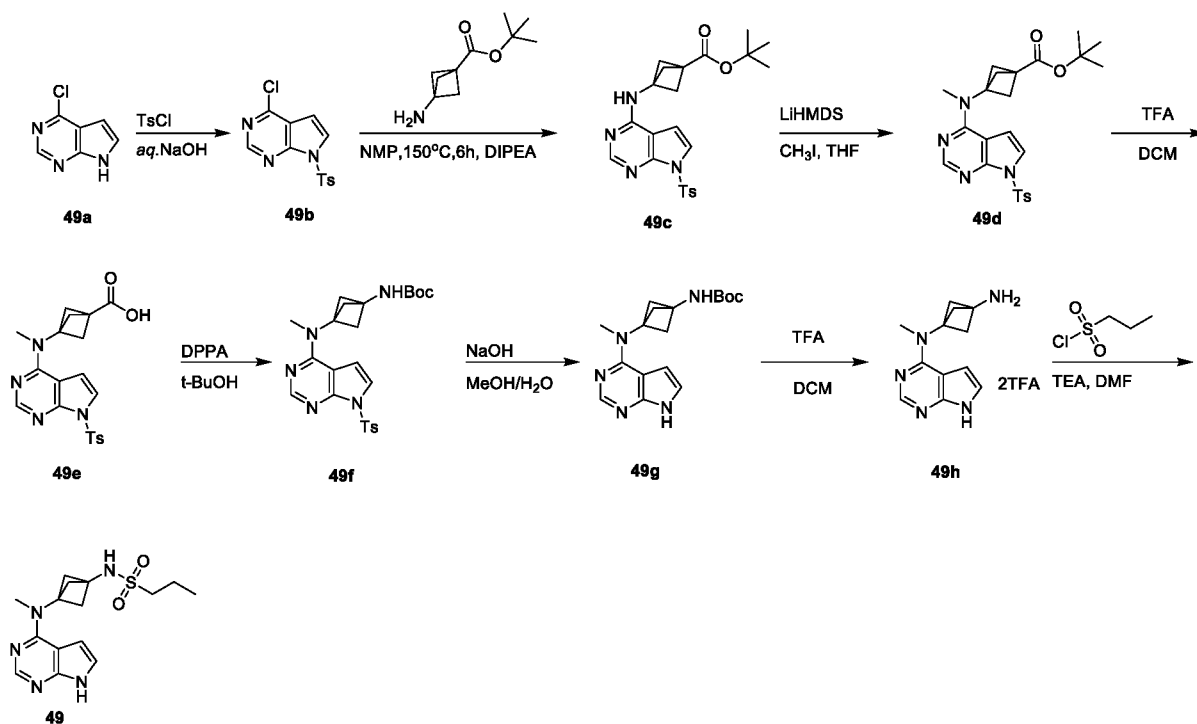
[00286] Compound **48a** (89 mg) was synthesized in 57% yield by utilizing similar preparative procedure of the fifth step of Example 1 with compound **47e** (150 mg, 0.31 mmol) and 1,1,1-triethoxyethane (124 mg, 0.76 mmol) as starting materials. LC-MS (Method 3):  $t_{\text{R}} = 1.52$  min,

$m/z$  (M+H)<sup>+</sup> = 514.1.

**Step 2. *N*-(3-(2-methylimidazo[4,5-*d*]pyrrolo[2,3-*b*]pyridin-1(6*H*)-yl)bicyclo[1.1.1]pentan-1-yl)propane-1-sulfonamide (48)**

[00287] To a solution of compound **48a** (85 mg, 0.17 mmol) in MeOH and H<sub>2</sub>O (3.3 mL, V: V = 1: 10) was added NaOH (20 mg, 0.50 mmol) in one portion. After stirring at 30 °C for 20 hrs, the reaction mixture was diluted with water (20 mL) and washed with DCM (20 mL\*2). The separated aqueous layers were concentrated to dryness and residue was purified by *prep*-HPLC (Method A) to afford the title compound (5 mg, 8% yield) as a white solid. LC-MS (Method 1):  $t_R$  = 3.22 min,  $m/z$  (M+H)<sup>+</sup> = 360.2. <sup>1</sup>H NMR (400 MHz, CD<sub>3</sub>OD)  $\delta$  8.36 (s, 1H), 7.37 (d,  $J$  = 3.6 Hz, 1H), 6.73 (d,  $J$  = 3.2 Hz, 1H), 3.05 - 3.01 (m, 2H), 2.84 (s, 6H), 2.62 (s, 3H), 1.80 - 1.75 (m, 2H), 1.01 (t,  $J$  = 7.6 Hz, 3H).

**Example 49**



**Step 1. 4-Chloro-7-tosyl-7H-pyrrolo[2,3-d]pyrimidine (49b)**

[00288] Compound **49b** (15 g) was synthesized in 92% yield by utilizing similar preparative procedure of the first step of compound **1** with **49a** (10 g, 65 mmol) and TsCl (14.8 g, 78 mmol)

as starting materials. <sup>1</sup>H NMR (400 MHz, CDCl<sub>3</sub>) δ 8.76 (s, 1H), 8.09 (d, *J* = 8.4 Hz, 2H), 7.77 (d, *J* = 4.0 Hz, 1H), 7.32 (d, *J* = 8.4 Hz, 2H), 6.70 (d, *J* = 4.0 Hz, 1H), 2.40 (s, 3H).

**Step 2. *Tert*-butyl 3-((7-tosyl-7*H*-pyrrolo[2,3-*d*]pyrimidin-4-yl)amino)bicyclo[1.1.1]pentane-1-carboxylate (49c)**

[00289] Compound **49b** (294 mg, 0.95 mmol), *tert*-butyl 3-aminobicyclo[1.1.1]pentane-1-carboxylate (210 mg, 1.14 mmol) and DIPEA (247 mg, 1.91 mmol) were dissolved in NMP (1.5 mL). The above mixture was stirred for 6 hrs at 160 °C under microwave irradiation. After cooling, the mixture was diluted with water (40 mL) and extracted with EtOAc (30 mL X 2). The combined organic layers were concentrated to dryness and the residue was purified by chromatography on silica gel (elute: PE:EtOAc = 3:1) to afford the title product as a white solid (400 mg, 92% yield). <sup>1</sup>H NMR (400 MHz, CDCl<sub>3</sub>) δ 8.48 (s, 1H), 8.04 (d, *J* = 8.4 Hz, 2H), 7.46 (d, *J* = 4.0 Hz, 1H), 7.27 (d, *J* = 8.4 Hz, 2H), 6.36 (d, *J* = 4.0 Hz, 1H), 5.34 (s, 1H), 2.43 (s, 6H), 2.37 (s, 3H), 1.44 (s, 9H).

**Step 3. *Tert*-butyl 3-(methyl(7-tosyl-7*H*-pyrrolo[2,3-*d*]pyrimidin-4-yl)amino)bicyclo[1.1.1]pentane-1-carboxylate (49d)**

[00290] To a solution of **49c** (430 mg, 0.95 mmol) in dry THF (6 mL) was added LiHMDS (2.8 mL, 2.8 mmol, 1M in THF) at -50 °C. After stirring for 30 minutes at 0 °C, CH<sub>3</sub>I (268 mg, 1.89 mmol) was added to the above solution. The mixture was stirred for 1.5 hrs at 40 °C. After cooling, the reaction mixture was quenched with *sat.* NH<sub>4</sub>Cl (20 mL) and water (20 mL). The mixture was extracted with EtOAc (30 mL X 2). The combined organic layers were concentrated to dryness and the residue was purified by chromatography on silica gel (elute: PE:EtOAc = 1:1) to afford the title product as a white solid (125 mg, 28% yield). <sup>1</sup>H NMR (400 MHz, CDCl<sub>3</sub>) δ 8.39 (s, 1H), 8.04 (d, *J* = 8.0 Hz, 2H), 7.45 (d, *J* = 4.0 Hz, 1H), 7.27 (d, *J* = 8.4 Hz, 2H), 6.63 (d, *J* = 4.0 Hz, 1H), 3.25 (s, 3H), 2.47 (s, 6H), 2.37 (s, 3H), 1.46 (s, 9H).

**Step 4. 3-(Methyl(7-tosyl-7*H*-pyrrolo[2,3-*d*]pyrimidin-4-yl)amino)bicyclo[1.1.1]pentane-1-carboxylic acid (49e)**

[00291] Compound **49e** (154 mg) was synthesized in 100% yield by utilizing similar preparative procedure of the sixth step of compound **1** with **49d** (175 mg, 0.37 mmol) as starting materials. LC-MS (Method 2): *t*<sub>R</sub> = 1.62 min, *m/z* (M+H)<sup>+</sup> = 412.9

**Step 5. *Tert*-butyl (3-(methyl(7-tosyl-7*H*-pyrrolo[2,3-*d*]pyrimidin-4-yl)amino)bicyclo[1.1.1]pentan-1-yl)carbamate (49f)**

[00292] Compound **49f** (120 mg) was synthesized in 66% yield by utilizing similar preparative procedure of the seventh step of compound **1** with **49e** (154 mg, 0.37 mmol) as starting materials. LC-MS (Method 2):  $t_R = 1.85$  min,  $m/z$  (M+H)<sup>+</sup> = 484.2.

**Step 6. *Tert*-butyl (3-(methyl(7*H*-pyrrolo[2,3-*d*]pyrimidin-4-yl)amino)bicyclo[1.1.1]pentan-1-yl)carbamate (49g)**

[00293] Compound **49g** (40 mg) was synthesized in 49% yield by utilizing similar preparative procedure of the eighth step of compound **1** with **49f** (120 mg, 0.25 mmol) as starting materials. LC-MS (Method 2):  $t_R = 1.50$  min,  $m/z$  (M+H)<sup>+</sup> = 330.2.

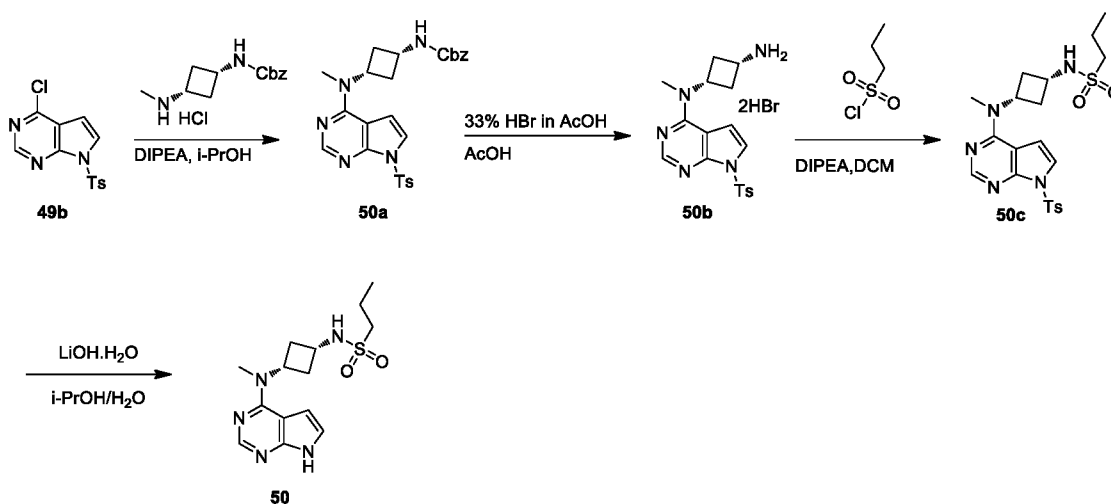
**Step 7. *N*<sup>1</sup>-Methyl-*N*<sup>1</sup>-(7*H*-pyrrolo[2,3-*d*]pyrimidin-4-yl)bicyclo[1.1.1]pentane-1,3-diamine 2,2,2-trifluoroacetate (49h)**

[00294] Compound **49h** (55 mg crude) was synthesized in 100% yield by utilizing similar preparative procedure of the ninth step of compound **1** with **49g** (40 mg, 0.12 mmol) as starting materials. LC-MS (Method 2):  $t_R = 0.22$  min,  $m/z$  (M+H)<sup>+</sup> = 230.0.

**Step 8. *N*-(3-(Methyl(7*H*-pyrrolo[2,3-*d*]pyrimidin-4-yl)amino)bicyclo[1.1.1]pentan-1-yl)propane-1-sulfonamide (49)**

[00295] Compound **49** (1.8 mg) was synthesized in 4% yield by utilizing similar preparative procedure of the final step of compound **1** with **49h** (55 mg crude, 0.12 mmol) and propane-1-sulfonyl chloride (21 mg, 0.15 mmol) as starting materials. LC-MS (Method 1):  $t_R = 2.72$  min,  $m/z$  (M+H)<sup>+</sup> = 336.1. <sup>1</sup>H NMR (400 MHz, CD<sub>3</sub>OD)  $\delta$  8.15 (s, 1H), 7.07 (d,  $J = 3.6$  Hz, 1H), 6.62 (d,  $J = 3.6$  Hz, 1H), 3.40 (s, 3H), 3.06 - 3.02 (m, 2H), 2.53 (s, 6H), 1.86 - 1.79 (m, 2H), 1.09 (t,  $J = 7.6$  Hz, 3H).

**Example 50**



**Step 1. Benzyl (*cis*-3-(methyl(7-tosyl-7H-pyrrolo[2,3-d]pyrimidin-4-yl)amino)cyclobutyl)carbamate (50a)**

[00296] **49b** (420 mg, 1.36 mmol), benzyl ((*cis*)-3-(methylamino)cyclobutyl)carbamate hydrochloride (350 mg, 1.50 mmol) and DIPEA (614 mg, 4.76 mmol) were dissolved in *i*-PrOH (7 mL). The mixture was stirred at 75 °C for 7 hrs. Then the mixture was filtered. The filter cake was washed with *i*-PrOH and dried to afford the title product as a white solid (580 mg, 88% yield). LC-MS (Method 2):  $t_R = 1.79$  min,  $m/z$  (M+H)<sup>+</sup>=506.2.

**Step 2. *Cis*-*N*<sup>1</sup>-methyl-*N*<sup>1</sup>-(7-tosyl-7H-pyrrolo[2,3-d]pyrimidin-4-yl)cyclobutane-1,3-diamine hydrobromide (50b)**

[00297] Compound **50a** (250 mg, 0.49 mmol) were dissolved in HBr (7 mL, 33% in CH<sub>3</sub>COOH) and CH<sub>3</sub>COOH (2 mL). The solution was stirred at 90 °C for 0.5 hr. The mixture was concentrated to dryness to afford the crude title product as a brown solid (170 mg crude, 65% yield). LC-MS (Method 2):  $t_R = 1.34$  min,  $m/z$  (M+H)<sup>+</sup>=372.1.

**Step 3. *N*-(*cis*-3-(methyl(7-tosyl-7H-pyrrolo[2,3-d]pyrimidin-4-yl)amino)cyclobutyl)propane-1-sulfonamide (50c)**

[00298] To a mixture of **50b** (170 mg crude, 0.46 mmol) and DIPEA (614 mg, 4.76 mmol) in DCM (8 mL) was added 3-cyanoazetidino-1-sulfonyl chloride (163 mg, 1.14 mmol) at 0 °C. After stirring for 3 hrs at RT, the mixture was diluted with water (70 mL) and extracted with DCM (50 mL). The separated organic layer was concentrated to dryness to afford the crude title

product as a brown solid (218 mg, 100% yield). LC-MS (Method 2):  $t_R = 1.58$  min,  $m/z$  (M+H)<sup>+</sup>=478.1.

**Step 4. *N*-(*cis*-3-(methyl(7*H*-pyrrolo[2,3-*d*]pyrimidin-4-yl)amino)cyclobutyl)propane-1-sulfonamide (50)**

[00299] **50c** (215 mg, 0.45 mmol) was dissolved in *i*-PrOH and H<sub>2</sub>O (5.8 mL, V:V = 25:4) followed by the addition of LiOH·H<sub>2</sub>O (95 mg, 2.25 mmol) in one portion. The mixture was stirred at 60 °C for 13 hrs, diluted with water (30 mL) and then extracted with EtOAc (50 mL). The separated organic layer was concentrated to dryness. The residue was purified by prep-HPLC (Method A) to afford the title product as a white solid (50.0 mg, 35% yield). LC-MS (Method 1):  $t_R = 2.80$  min,  $m/z$  (M+H)<sup>+</sup>=324.1; <sup>1</sup>H NMR (400 MHz, DMSO-*d*<sub>6</sub>)  $\delta$  11.62 (s, 1H), 8.10 (s, 1H), 7.48 (d,  $J = 9.2$  Hz, 1H), 7.15 - 7.14 (m, 1H), 6.63 (d,  $J = 1.2$  Hz, 1H), 4.92 - 4.88 (m, 1H), 3.60 - 3.54 (m, 1H), 3.25 (s, 3H), 2.94 (t,  $J = 7.6$  Hz, 2H), 2.62 - 2.60 (m, 2H), 2.26 - 2.19 (m, 2H), 1.73 - 1.64 (m, 2H), 0.98 (t,  $J = 7.6$  Hz, 3H).

**Biochemical assay**

[00300] JAK activity was determined in the reaction buffer 50 mM HEPES, 0.01% Brij35, 10 mM MgCl<sub>2</sub>, 2 mM DTT by a microfluidic assay. The phosphorylation of a FAM labeled peptide substrate was monitored in the Caliper EZ Reader II (Perkin Elmer). The assay condition for each batch of enzyme (Carna Biosciences) was optimized to obtain 10% conversion rate of peptide substrate.

[00301] The test compounds were dissolved in DMSO to a stock concentration of 10 mM. Three-fold serially diluted compounds with top concentration of 5  $\mu$ M were pre-incubated with JAK1, JAK2 or TYK2 for 10 min at ambient temperature. The final DMSO concentration of assay mixture was 1%. FAM labeled peptide substrate (final concentration 3  $\mu$ M) and ATP (Km concentration or 1mM) were sequentially added to initiate the kinase reaction at 28 °C. The reaction was stopped by adding 50 mM EDTA.

[00302] The well in the test plate without enzyme was defined as 100% inhibition. And the well without compound but with equivalent DMSO was defined as no inhibition. The percent inhibition was calculated by the following formula.

$$\% \text{ Inhibition} = (\text{Conversion}_{\text{max}} - \text{Conversion}_{\text{sample}}) / (\text{Conversion}_{\text{max}} - \text{Conversion}_{\text{min}}) * 100$$



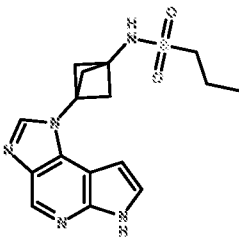
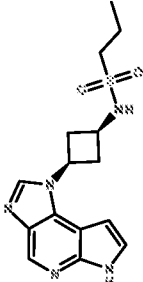
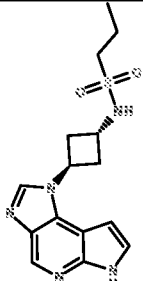
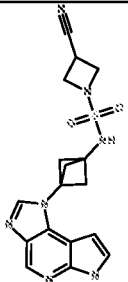
Conversion<sub>max</sub> means the conversion rate in the positive well without addition of compound

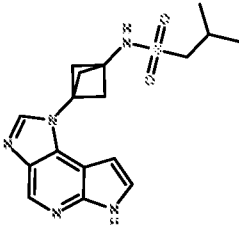
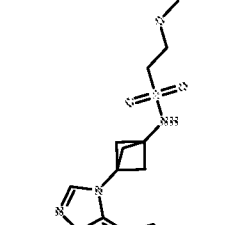
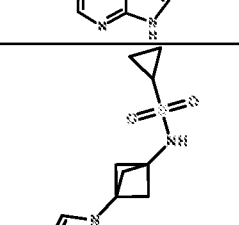
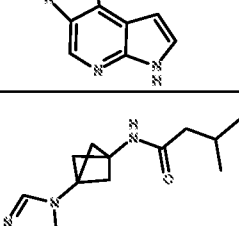
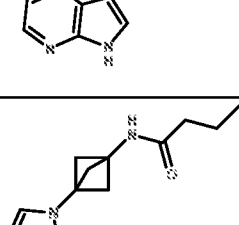
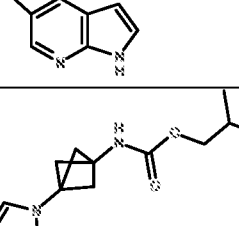
Conversion<sub>min</sub> means the conversion rate in the well without addition of enzyme

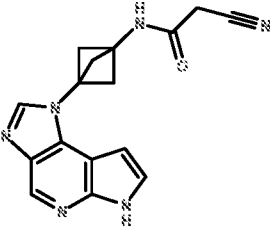
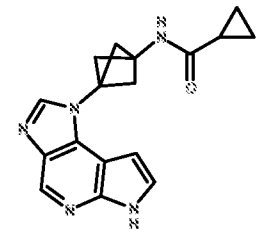
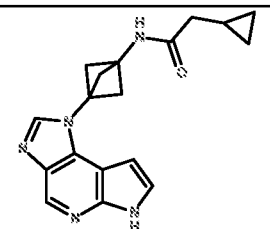
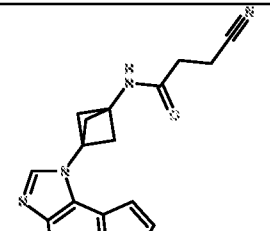
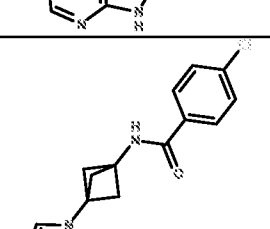
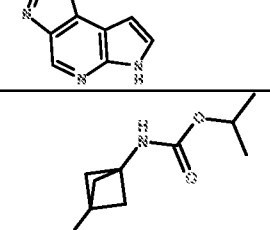
Conversion<sub>sample</sub> means the conversion rate of test compounds

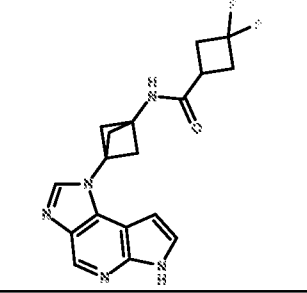
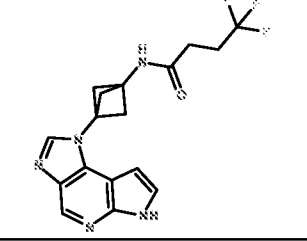
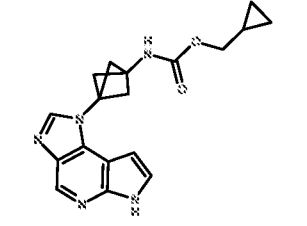
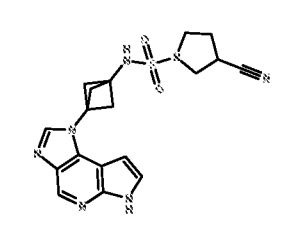
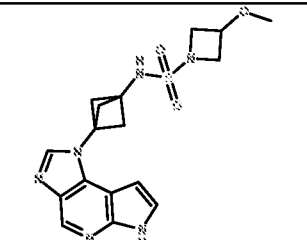
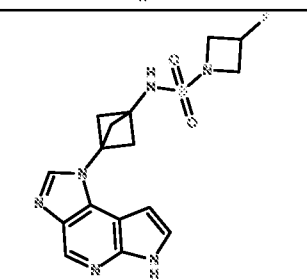
[00303] The dose-response (percent inhibition) curve was plotted and IC<sub>50</sub> values were determined by GraphPad software. The IC<sub>50</sub> values of tested compounds were list in **Table 2**.

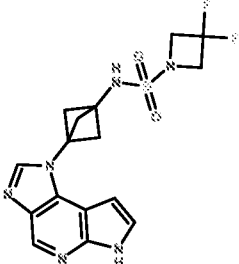
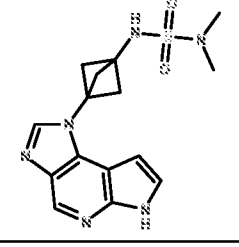
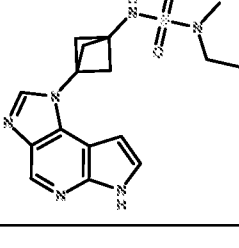
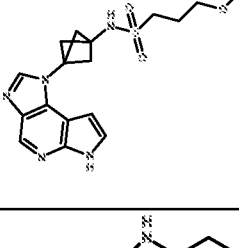
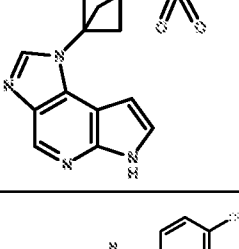
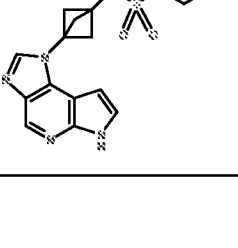
**Table 2**

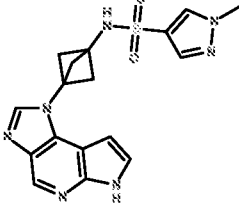
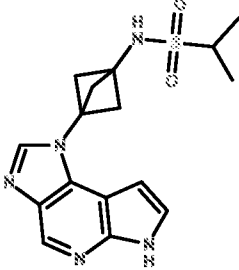
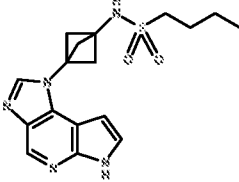
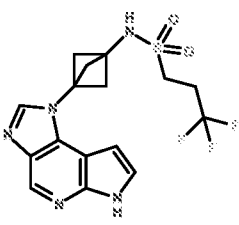
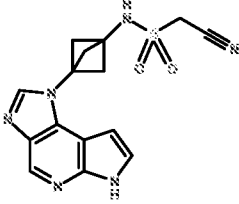
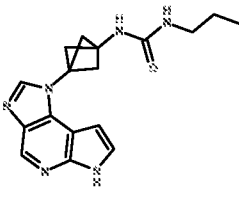
Example	Name	Structure	JAK1 (5 nM) (1mM ATP)	JAK2 (0.25nM) (1mM ATP)	TYK2 (2.5 nM) (1mM ATP)
1	N-(3-(imidazo[4,5-d]pyrrolo[2,3-b]pyridin-1(6H)-yl)bicyclo[1.1.1]pentan-1-yl)propane-1-sulfonamide		5.95	141.3	119.0
2	<i>N</i> -( <i>Cis</i> -3-(imidazo[4,5-d]pyrrolo[2,3-b]pyridin-1(6 <i>H</i> )-yl)cyclobutyl)propane-1-sulfonamide		69.22	1086.5	2849.0
3	<i>N</i> -( <i>trans</i> -3-(imidazo[4,5-d]pyrrolo[2,3-b]pyridin-1(6 <i>H</i> )-yl)cyclobutyl)propane-1-sulfonamide		190.1	1538.0	3658.0
4	3-cyano-N-(3-(imidazo[4,5-d]pyrrolo[2,3-b]pyridin-1(6H)-yl)bicyclo[1.1.1]pentan-1-yl)azetidine-1-sulfonamide		3.20	83.2	111.0

5	N-(3-(imidazo[4,5-d]pyrrolo[2,3-b]pyridin-1(6H)-yl)bicyclo[1.1.1]pentan-1-yl)-2-methylpropane-1-sulfonamide		5.53	145.2	111.0
6	N-(3-(imidazo[4,5-d]pyrrolo[2,3-b]pyridin-1(6H)-yl)bicyclo[1.1.1]pentan-1-yl)-2-methoxyethane-1-sulfonamide		24.4	597.1	1054.0
7	N-(3-(imidazo[4,5-d]pyrrolo[2,3-b]pyridin-1(6H)-yl)bicyclo[1.1.1]pentan-1-yl)cyclopropanesulfonamide		45.3	469.7	574.0
8	N-(3-(imidazo[4,5-d]pyrrolo[2,3-b]pyridin-1(6H)-yl)bicyclo[1.1.1]pentan-1-yl)-3-methylbutanamide		47.4	328.3	-
9	N-(3-(imidazo[4,5-d]pyrrolo[2,3-b]pyridin-1(6H)-yl)bicyclo[1.1.1]pentan-1-yl)butyramide		58.7	440.6	-
10	isobutyl (3-(imidazo[4,5-d]pyrrolo[2,3-b]pyridin-1(6H)-yl)bicyclo[1.1.1]pentan-1-yl)carbamate		164.5	867.8	-

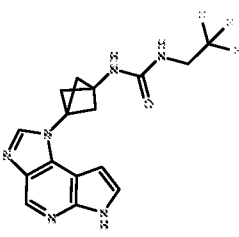
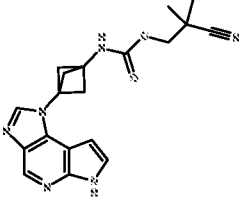
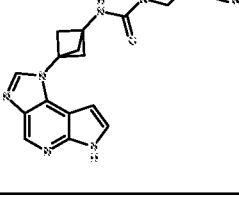
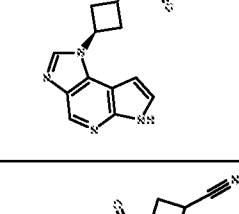
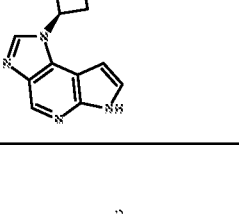
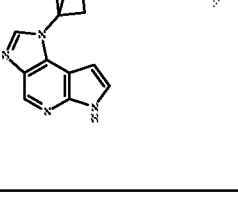
11	2-cyano-N-(3-(imidazo[4,5-d]pyrrolo[2,3-b]pyridin-1(6H)-yl)bicyclo[1.1.1]pentan-1-yl)acetamide		11.7	165.7	-
12	N-(3-(imidazo[4,5-d]pyrrolo[2,3-b]pyridin-1(6H)-yl)bicyclo[1.1.1]pentan-1-yl)cyclopropanecarboxamide		35.5	-	-
13	2-cyclopropyl-N-(3-(imidazo[4,5-d]pyrrolo[2,3-b]pyridin-1(6H)-yl)bicyclo[1.1.1]pentan-1-yl)acetamide		14.8	121.9	400.5
14	3-cyano-N-(3-(imidazo[4,5-d]pyrrolo[2,3-b]pyridin-1(6H)-yl)bicyclo[1.1.1]pentan-1-yl)propanamide		8.06	73.1	-
15	4-chloro-N-(3-(imidazo[4,5-d]pyrrolo[2,3-b]pyridin-1(6H)-yl)bicyclo[1.1.1]pentan-1-yl)benzamide		82.6	-	-
16	isopropyl (3-(imidazo[4,5-d]pyrrolo[2,3-b]pyridin-1(6H)-yl)bicyclo[1.1.1]pentan-1-yl)carbamate		64.0	-	-

17	3,3-difluoro-N-(3-(imidazo[4,5-d]pyrrolo[2,3-b]pyridin-1(6H-yl)bicyclo[1.1.1]pentan-1-yl)cyclobutane-1-carboxamide		8.4	89.5	-
18	4,4,4-trifluoro-N-(3-(imidazo[4,5-d]pyrrolo[2,3-b]pyridin-1(6H-yl)bicyclo[1.1.1]pentan-1-yl)butanamide		18.7	167.2	-
19	cyclopropylmethyl (3-(imidazo[4,5-d]pyrrolo[2,3-b]pyridin-1(6H-yl)bicyclo[1.1.1]pentan-1-yl)carbamate		51.3	577.7	-
20	3-cyano-N-(3-(imidazo[4,5-d]pyrrolo[2,3-b]pyridin-1(6H-yl)bicyclo[1.1.1]pentan-1-yl)pyrrolidine-1-sulfonamide		8.3	334.4	200.3
21	N-(3-(imidazo[4,5-d]pyrrolo[2,3-b]pyridin-1(6H-yl)bicyclo[1.1.1]pentan-1-yl)-3-methoxyazetidine-1-sulfonamide		14.2	326.0	-
22	3-fluoro-N-(3-(imidazo[4,5-d]pyrrolo[2,3-b]pyridin-1(6H-yl)bicyclo[1.1.1]pentan-1-yl)azetidine-1-sulfonamide		6.1	45.5	28.4

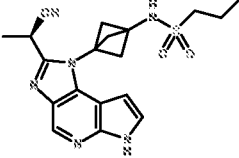
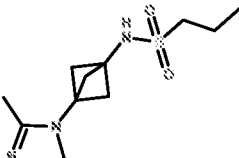
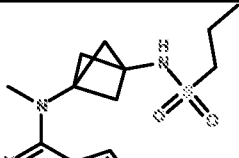
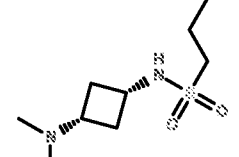
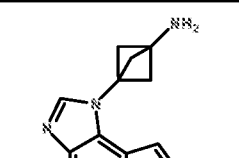
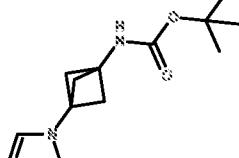
23	3,3-difluoro-N-(3-(imidazo[4,5-d]pyrrolo[2,3-b]pyridin-1(6H)-yl)bicyclo[1.1.1]pentan-1-yl)azetidine-1-sulfonamide		3.4	50.8	33.5
24	N-(3-(imidazo[4,5-d]pyrrolo[2,3-b]pyridin-1(6H)-yl)bicyclo[1.1.1]pentan-1-yl)-N'-dimethyl-1-sulfonamide		23.0	-	-
25	N-(3-(imidazo[4,5-d]pyrrolo[2,3-b]pyridin-1(6H)-yl)bicyclo[1.1.1]pentan-1-yl)-N'-methyl-N'-ethyl-1-sulfonamide		26.1	-	-
26	N-(3-(imidazo[4,5-d]pyrrolo[2,3-b]pyridin-1(6H)-yl)bicyclo[1.1.1]pentan-1-yl)-3-methoxypropane-1-sulfonamide		26.2	849.4	-
27	N-(3-(imidazo[4,5-d]pyrrolo[2,3-b]pyridin-1(6H)-yl)bicyclo[1.1.1]pentan-1-yl)ethanesulfonamide		20.2	291.3	-
28	4-chloro-N-(3-(imidazo[4,5-d]pyrrolo[2,3-b]pyridin-1(6H)-yl)bicyclo[1.1.1]pentan-1-yl)benzenesulfonamide		6.7	258.8	412.8

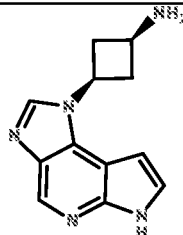
29	N-(3-(imidazo[4,5-d]pyrrolo[2,3-b]pyridin-1(6H)-yl)bicyclo[1.1.1]pentan-1-yl)-1-methyl-1H-pyrazole-4-sulfonamide		90.5	992.2	-
30	N-(3-(imidazo[4,5-d]pyrrolo[2,3-b]pyridin-1(6H)-yl)bicyclo[1.1.1]pentan-1-yl)propane-2-sulfonamide		25.5	226.0	-
31	N-(3-(imidazo[4,5-d]pyrrolo[2,3-b]pyridin-1(6H)-yl)bicyclo[1.1.1]pentan-1-yl)butane-1-sulfonamide		4.8	129.4	169.7
32	3,3,3-trifluoro-N-(3-(imidazo[4,5-d]pyrrolo[2,3-b]pyridin-1(6H)-yl)bicyclo[1.1.1]pentan-1-yl)propane-1-sulfonamide		6.7	155.0	151.3
33	1-cyano-N-(3-(imidazo[4,5-d]pyrrolo[2,3-b]pyridin-1(6H)-yl)bicyclo[1.1.1]pentan-1-yl)methanesulfonamide		14.4	146.4	-
34	1-(3-(imidazo[4,5-d]pyrrolo[2,3-b]pyridin-1(6H)-yl)bicyclo[1.1.1]pentan-1-yl)-3-propylurea		25.4	198.9	-

35	1-cyclopropyl-3-(3-(imidazo[4,5-d]pyrrolo[2,3-b]pyridin-1(6H-yl)bicyclo[1.1.1]pentan-1-yl)urea		234.8	-	-
36	1-(3-(imidazo[4,5-d]pyrrolo[2,3-b]pyridin-1(6H-yl)bicyclo[1.1.1]pentan-1-yl)-3-isobutylurea		49.5	-	-
37	3,3-difluoro-N-(3-(imidazo[4,5-d]pyrrolo[2,3-b]pyridin-1(6H-yl)bicyclo[1.1.1]pentan-1-yl)azetidine-1-carboxamide		100.7	677.7	-
38	N-(3-(imidazo[4,5-d]pyrrolo[2,3-b]pyridin-1(6H-yl)bicyclo[1.1.1]pentan-1-yl)-3-methoxyazetidine-1-carboxamide		388.8	3305.0	-
39	3-cyano-N-(3-(imidazo[4,5-d]pyrrolo[2,3-b]pyridin-1(6H-yl)bicyclo[1.1.1]pentan-1-yl)pyrrolidine-1-carboxamide		68.7	525.8	-
40	1-(2-cyano-2-methylpropyl)-3-(3-(imidazo[4,5-d]pyrrolo[2,3-b]pyridin-1(6H-yl)bicyclo[1.1.1]pentan-1-yl)urea		49.4	354.9	-

41	1-(3-(imidazo[4,5-d]pyrrolo[2,3-b]pyridin-1(6H)-yl)bicyclo[1.1.1]pentan-1-yl)-3-(2,2,2-trifluoroethyl)urea a		8.5	94.6	-
42	2-cyano-2-methylpropyl (3-(imidazo[4,5-d]pyrrolo[2,3-b]pyridin-1(6H)-yl)bicyclo[1.1.1]pentan-1-yl)carbamate		141.7	964.6	-
43	1-(2-cyanoethyl)-3-(3-(imidazo[4,5-d]pyrrolo[2,3-b]pyridin-1(6H)-yl)bicyclo[1.1.1]pentan-1-yl)urea		15.6	223.3	-
44	1-((cis)-3-(imidazo[4,5-d]pyrrolo[2,3-b]pyridin-1(6H)-yl)cyclobutyl)-N-methylmethanesulfonamide		159.2	604.5	-
45	1-(((cis)-3-(imidazo[4,5-d]pyrrolo[2,3-b]pyridin-1(6H)-yl)cyclobutyl)methylsulfonyl)azetidine-3-carbonitrile		15.7	170.0	-
46	1-(3,3-difluorocyclobutyl)-N-(3-(imidazo[4,5-d]pyrrolo[2,3-b]pyridin-1(6H)-yl)bicyclo[1.1.1]pentan-1-yl)methanesulfonamide		2.2	78.3	108.0



47	(R)-N-(3-(2-(1-hydroxyethyl)imidazo[4,5-d]pyrrolo[2,3-b]pyridin-1(6H-yl)bicyclo[1.1.1]pentan-1-yl)propane-1-sulfonamide		48.7	1108.0	-
48	N-(3-(2-methylimidazo[4,5-d]pyrrolo[2,3-b]pyridin-1(6H-yl)bicyclo[1.1.1]pentan-1-yl)propane-1-sulfonamide		13.0	244.1	-
49	N-(3-(Methyl(7H-pyrrolo[2,3-d]pyrimidin-4-yl)amino)bicyclo[1.1.1]pentan-1-yl)propane-1-sulfonamide		>5000	>5000	-
50	N-(cis-3-(methyl(7H-pyrrolo[2,3-d]pyrimidin-4-yl)amino)cyclobutyl)propane-1-sulfonamide		44.1	708.9	1102.5
1j	3-(imidazo[4,5-d]pyrrolo[2,3-b]pyridin-1(6H-yl)bicyclo[1.1.1]pentan-1-amine		277.9	-	-
1i	tert-butyl (3-(imidazo[4,5-d]pyrrolo[2,3-b]pyridin-1(6H-yl)bicyclo[1.1.1]pentan-1-yl)carbamate		43.0	472.0	2884.0

2e	(cis)-3-(imidazo[4,5-d]pyrrolo[2,3-b]pyridin-1(6H)-yl)cyclobutan-1-amine		2570.0	>5000	-
----	--	---	--------	-------	---

### Anti-proliferative assay

[00304] Dimerization domain of Tel protein fused with JAK kinase domain was permanently transduced into BaF3 cells, whose proliferation is dependent on JAK activity in the absence of IL-3 induction. These engineered BaF3-Tel-JAK cells were used to monitor JAK inhibitory activities of the compounds in the cellular.

[00305] BaF3-Tel-JAK cells were cultured in RPMI-1640 (Corning) containing 10% fetal bovine serum. Cells were seeded at 2000/well of white flat bottom 96-well plates. The well containing medium only was used as background control. After 24h growth, cells were treated with compounds. The test compounds were dissolved in DMSO to a stock concentration of 10 mM. 3-fold serially diluted compounds for 9 concentrations with top concentration of 10  $\mu$ M was added into the each well. The final DMSO concentration was 0.2%. The cells continued to grow at 37°C in 5% CO<sub>2</sub> for 72 h after compound treatment. The viability was measured by cellular ATP determination using the Cell-Titer Glo luciferase reagent (Promega). The Luminescence value was recorded by a multi-label reader Envision (PerkinElmer). Values were transformed to percent inhibition using the following formula.

$$\% \text{ Inhibition} = (\text{Readout}_{\text{max}} - \text{Readout}_{\text{sample}}) / (\text{Readout}_{\text{max}} - \text{Readout}_{\text{min}}) * 100$$

[00306] The well without compound but with equivalent DMSO was defined as Readout max

[00307] The well with only medium and equivalent DMSO was defined as Readout min

[00308] The dose-response (percent inhibition) curve was plotted and GI50 values (the concentration that causes 50% growth inhibition) were determined by GraphPad software. The GI50 of tested compounds are shown in **Table 3**.

**Table 3**

Example	BaF3-TEL-JAK1 (nM)	BaF3-TEL-JAK2 (nM)	Example	BaF3-TEL-JAK1 (nM)	BaF3-TEL-JAK2 (nM)
1	19.6	354	22	54.0	163.2
2	352	2300	23	41.6	148.4
3	1090	2536	28	51	285.6
5	10	380	31	27.8	198.2
13	50.1	107.5	32	33.6	121.7
17	48.2	86.7	41	99.6	999.6
18	120.3	291.1	46	14.2	132.7

#### Human Liver Microsome Stability Study:

[00309] Commercially available human liver microsome (vendor: Corning) were used for study the Phase I stability of test articles.

[00310] Microsomes were pre-incubated with test compound or control compounds for 10 min at 37°C in 100 mM potassium phosphate buffer, pH 7.4, 3.3 mM MgCl<sub>2</sub>. The reaction was initiated by addition of 80 μL of the NADPH regenerating system to 320 μL of each incubation mixture per time point. The final incubation condition was composed of 0.5 mg/mL microsomal protein, 1 μM test article/positive control, 1.3 mM NADP, 3.3 mM glucose-6-phosphate, and 0.6 U/mL glucose-6-phosphate dehydrogenase. The 0-minute samples were prepared by addition of an 80 μL aliquot of each incubation mixture to 400 μL quench reagent to precipitate proteins. And then a 20 μL aliquot of the NADPH regenerating system was added. At 10, 30, and 90 minutes, the reaction will be stopped by the addition of cold acetonitrile solution containing tolbutamide and propranolol served as internal standard. The samples taken at all time points were centrifuged at 4000×g for 15 minutes. 80 μL of supernatant are taken into 96-well assay plates pre-added with 160 μL ultrapure water, and then analyzed by LC/MS/MS (Shimadzu LC30AD & API4000/API5000).

[00311] Concentrations of test articles, control compounds in the samples were determined by using LC/MS/MS) method. Plotting of the chromatograms and peak area integrations are carried

out by Analyst (AB Sciex).

[00312] In the determination of the in vitro elimination constant,  $k_e$ , of the control compounds, the analyte/internal standard peak area ratios will be converted to percentage remaining (%Remaining) with the following equation:

$$\%Remaining = \frac{\text{Peak area ratio of analyte to IS at each time point}}{\text{Peak area ratio of analyte to IS at } t = 0} \times 100\%$$

[00313] The CLint of microsomes was calculated using the formula: CLint (mic)=0.693/T1/2 /mg microsome protein per mL. Exemplary results are summarized in **Table 4**.

**Table 4**

<b>Example</b>	<b>HLM T1/2 (min)</b>	<b>HLM Clint (uL/min/mg)</b>	<b>Example</b>	<b>HLM T1/2 (min)</b>	<b>HLM Clint (uL/min/mg)</b>
<b>1</b>	341.30	4.10	<b>17</b>	1339.12	1.04
<b>4</b>	655.42	2.11	<b>22</b>	1114.82	1.24
<b>13</b>	1377.09	1.01	<b>32</b>	509.78	2.72
<b>14</b>	1788.64	0.77	<b>50</b>	63.70	21.76

**Rat Pharmacokinetic Study:**

[00314] Pharmacokinetic profile of test articles were evaluated in fasted Sprague-Dawley rats. Typically, Rats were dosed with 1 mg/kg and 2 mg/kg by intravenous injection and oral gavage, respectively. After dosing, blood samples were collected at each time point. For IV injection group, time points were set at 5, 15, 30 min, and then 1, 2, 4, 8 and 24 hours after dosing. For oral gavage group, time points were set at 15, 30 min, and then 1, 2, 4, 8, and 24 hours. Blood was collected into appropriately labeled tubes containing K2EDTA as the anticoagulant. Plasma was obtained within 1 hours of blood collection by centrifugation at 8000×g and 4°C for 6 minutes, and then stored at -20 °C until analyzed by LC/MS/MS for quantification.

[00315] PK parameter values, including, but not necessarily limited to, the maximum plasma concentrations (Cmax), the time to reach the maximum concentrations (Tmax), and the area under the plasma concentration vs. time curve (AUC) from time zero to 24-hour (AUC0-24h) were determined using WinNonlin program. Exemplary results are summarized in **Table 5**.

Table 5

<b>Administration Route</b>	<b>Rat <i>iv</i> @1mpk</b>			
<b>Formulation</b>	0.2mg/mL in 5%DMSO+15% Solutol HS 15+80% Saline			
<b>Example 1</b>	<b>AUC (h*ng/ml)</b>	<b>t1/2 (h)</b>	<b>Cl (mL/min/Kg)</b>	<b>Vd (L/Kg)</b>
	458.10	0.46	36.20	1.42
<b>Administration Route</b>	<b>Rat <i>iv</i> @1mpk</b>			
<b>Formulation</b>	0.2 mg/mL in 4%DMSO+15% Solutol HS 15+81% Saline			
<b>Example 4</b>	<b>AUC (h*ng/ml)</b>	<b>t1/2 (h)</b>	<b>Cl (mL/min/Kg)</b>	<b>Vd (L/Kg)</b>
	401.70	0.26	41.90	0.93
<b>Administration Route</b>	<b>Rat <i>po</i> @2mpk</b>			
<b>Formulation</b>	0.2mg/mL in 5%DMSO+15% Solutol HS 15+80% Saline			
<b>Example 1</b>	<b>Cmax(ng/mL)</b>	<b>t1/2 (h)</b>	<b>AUC (h*ng/ml)</b>	<b>F(%)</b>
	92.8	2.06	190.10	21.90%

[00316] Conclusion: Examples 1 and 4 have good Pharmacokinetic profile in rats.

[0002] Applicant's disclosure is described herein in preferred embodiments with reference to the Figures, in which like numbers represent the same or similar elements. Reference throughout this specification to "one embodiment," "an embodiment," or similar language means that a particular feature, structure, or characteristic described in connection with the embodiment is included in at least one embodiment of the present invention. Thus, appearances of the phrases "in one embodiment," "in an embodiment," and similar language throughout this specification may, but do not necessarily, all refer to the same embodiment.

[0003] The described features, structures, or characteristics of Applicant's disclosure may be combined in any suitable manner in one or more embodiments. In the description, herein, numerous specific details are recited to provide a thorough understanding of embodiments of the invention. One skilled in the relevant art will recognize, however, that Applicant's composition and/or method may be practiced without one or more of the specific details, or with other methods, components, materials, and so forth. In other instances, well-known structures,

materials, or operations are not shown or described in detail to avoid obscuring aspects of the disclosure.

[0004] In this specification and the appended claims, the singular forms "a," "an," and "the" include plural reference, unless the context clearly dictates otherwise.

[0005] Unless defined otherwise, all technical and scientific terms used herein have the same meaning as commonly understood by one of ordinary skill in the art. Although any methods and materials similar or equivalent to those described herein can also be used in the practice or testing of the present disclosure, the preferred methods and materials are now described. Methods recited herein may be carried out in any order that is logically possible, in addition to a particular order disclosed.

### **Incorporation by Reference**

[0006] References and citations to other documents, such as patents, patent applications, patent publications, journals, books, papers, web contents, have been made in this disclosure. All such documents are hereby incorporated herein by reference in their entirety for all purposes. Any material, or portion thereof, that is said to be incorporated by reference herein, but which conflicts with existing definitions, statements, or other disclosure material explicitly set forth herein is only incorporated to the extent that no conflict arises between that incorporated material and the present disclosure material. In the event of a conflict, the conflict is to be resolved in favor of the present disclosure as the preferred disclosure.

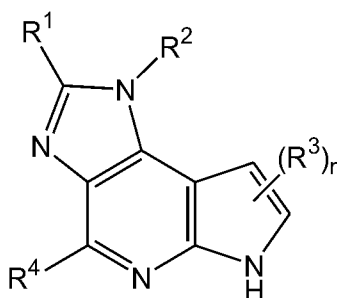
### **Equivalents**

[0007] The representative examples are intended to help illustrate the invention, and are not intended to, nor should they be construed to, limit the scope of the invention. Indeed, various modifications of the invention and many further embodiments thereof, in addition to those shown and described herein, will become apparent to those skilled in the art from the full contents of this document, including the examples and the references to the scientific and patent literature included herein. The examples contain important additional information, exemplification and guidance that can be adapted to the practice of this invention in its various embodiments and equivalents thereof.

What is claimed is:

### CLAIMS

1. A compound having the structural formula (I):



(I)

wherein

$R^1$  is selected from hydrogen,  $C_1$ - $C_6$  unsubstituted or substituted alkyl,  $OR'$ ,  $COOR'$  and  $CONR'R''$ ;

$R^2$  is selected from  $C_3$ - $C_{10}$  cycloalkyl, bicycloalkyl, spirocyclic or bridgedcycloalkyl, substituted with  $NR'C(=O)R^x$ ,  $NR'C(=O)OR^x$ ,  $NR'C(=O)NR^xR^y$ ,  $C(=O)NR^xR^y$ ,  $NR'SO_2R^x$ ,  $NR'SO_2NR^xR^y$ ,  $CR'R''SO_2R^x$  or  $CR'R''SO_2NR^xR^y$ ;

each  $R^3$  is independently selected from hydrogen,  $C_1$ - $C_6$  unsubstituted or substituted alkyl,  $OR'$ ,  $COOR'$  and  $CONR'R''$ ;

$R^4$  is a group selected from hydrogen, halogen, CN,  $C_1$ - $C_6$  unsubstituted or substituted alkyl,  $OR'$ , and  $NHR'$ ;

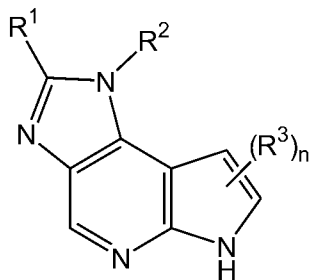
each of  $R^x$  and  $R^y$  is independently selected from H, alkyl, cycloalkyl, heterocycloalkyl, aryl, heteroaryl and  $R^x$  and  $R^y$  may together form a 3- to 7-membered ring, and each of  $R^x$  and  $R^y$  is optionally substituted with one or more of halogen, CN,  $OR'$ ,  $NR'R''$ , alkyl, haloalkyl, cyanoalkyl, hydroxyalkyl and alkoxyalkyl;

each of  $R'$  and  $R''$  is independently selected from hydrogen and  $C_1$ - $C_6$  unsubstituted and substituted alkyl and  $R'$  and  $R''$  may together form a 3- to 7-membered ring; and

$n$  is 1 or 2,

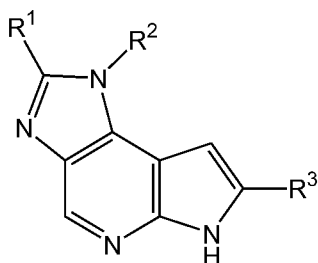
or a pharmaceutically acceptable form or an isotope derivative thereof.

2. The compound of claim 1, wherein  $R^4$  is H, having the structural formula (II):



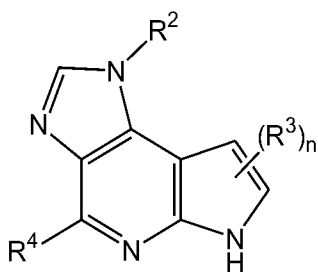
(II)

3. The compound of claim 2, wherein  $n$  is 1, having the structural formula (III):



(III)

4. The compound of claim 1, wherein  $R^1$  is H, having the structural formula (IV):

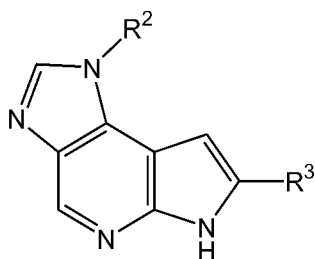


(IV)

5. The compound of any of claim 1-4, wherein both of  $R^1$  and  $R^4$  is H.
6. The compound of any of claim 1-4, wherein  $R^1$  is methyl and  $R^4$  is H.
7. The compound of any of claims 1, 2, and 4-6, wherein  $n$  is 1.

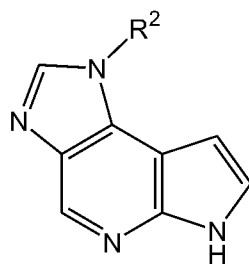


8. The compound of claim 7, wherein  $R^3$  is H.
9. The compound of claim 1, wherein  $R^1$  is H,  $R^4$  is H,  $n$  is 1, having the structural formula (V):



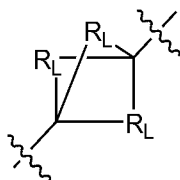
(V)

10. The compound of claim 9, wherein  $R^3$  is H, having the structural formula (VI):



(VI)

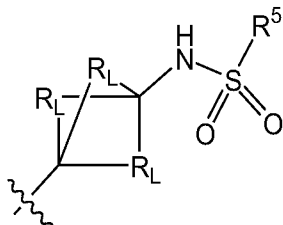
11. The compound of any of claims 1-10, wherein  $R_2$  comprises:



wherein each  $R_L$  is independently  $(CH_2)_m$  and  $m$  is independently 0, 1, 2 or 3, wherein when an  $m$  is 0, the respective bridge is absent; *provided* that at least one  $m$  is not 0.

12. The compound of claim 11, wherein not more than one  $R_L$ 's is absent.
13. The compound of claim 11, wherein each  $m$  is independently 1, 2 or 3.

14. The compound of claim 11, wherein each  $m$  is 1.
15. The compound of claim 11, wherein each  $m$  is 2.
16. The compound of any of claims 11-15, wherein  $R_2$  comprises:

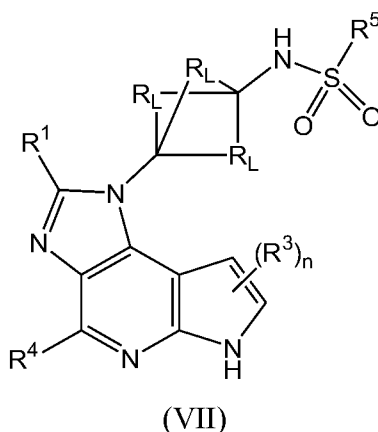


wherein  $R^5$  is  $R^x$  or  $NR^xR^y$ , wherein each of  $R^x$  and  $R^y$  is independently selected from H, alkyl, cycloalkyl, heterocycloalkyl, aryl, heteroaryl and  $R^x$  and  $R^y$  may together form a 3- to 7-membered ring, and each of  $R^x$  and  $R^y$  is optionally substituted with one or more of halogen, CN, OR', NR'R'', alkyl, haloalkyl, cyanoalkyl, hydroxyalkyl and alkoxyalkyl; *provided that* when  $R^5$  is  $R^x$ ,  $R^x$  is not H.

17. The compound of claim 16, wherein  $R^5$  is  $R^x$ .
18. The compound of claim 17, wherein  $R^x$  is a linear or branched  $C_1$ - $C_6$  alkyl.
19. The compound of claim 18, wherein  $R^x$  is a linear or branched  $C_2$ - $C_4$  alkyl.
20. The compound of claim 17, wherein  $R^x$  is n-propyl or isopropyl.
21. The compound of claim 16, wherein  $R^5$  is  $NR^xR^y$ .
22. The compound of claim 21, wherein one of  $R^x$  and  $R^y$  is H.
23. The compound of claim 21, wherein the  $R^x$  and  $R^y$  together, along with the N in  $NR^xR^y$ , form a 3- to 5-membered heterocyclic group, optionally substituted with one or more of

halogen, CN, OR', NR'R'', alkyl, haloalkyl, cyanoalkyl, hydroxyalkyl and alkoxyalkyl.

24. The compound of claim 23, wherein the heterocyclic group is a 4-membered heterocyclic group.
25. The compound of any one of claims 16-24, wherein each R<sub>L</sub> is CH<sub>2</sub>.
26. A compound having the structural formula (VII):



wherein

R<sup>1</sup> is selected from hydrogen, C<sub>1</sub>-C<sub>6</sub> unsubstituted or substituted alkyl, OR', COOR' and CONR'R'';

each R<sup>3</sup> is independently selected from hydrogen, C<sub>1</sub>-C<sub>6</sub> unsubstituted or substituted alkyl, OR', COOR' and CONR'R'';

R<sup>4</sup> is a group selected from hydrogen, halogen, CN, C<sub>1</sub>-C<sub>6</sub> unsubstituted or substituted alkyl, OR', and NHR';

R<sup>5</sup> is R<sup>x</sup> or NR<sup>x</sup>R<sup>y</sup>, wherein each of R<sup>x</sup> and R<sup>y</sup> is independently selected from H, alkyl, cycloalkyl, heterocycloalkyl, aryl, heteroaryl and R<sup>x</sup> and R<sup>y</sup> may together form a 3- to 7-membered ring, and each of R<sup>x</sup> and R<sup>y</sup> is optionally substituted with one or more of halogen, CN, OR', NR'R'', alkyl, haloalkyl, cyanoalkyl, hydroxyalkyl and alkoxyalkyl; *provided that* when R<sup>5</sup> is R<sup>x</sup>, R<sup>x</sup> is not H;

each R<sub>L</sub> is independently (CH<sub>2</sub>)<sub>m</sub> and *m* is independently 0, 1, 2 or 3, wherein when *m* is 0, the respective bridge is absent; *provided that* at least one *m* is not 0.

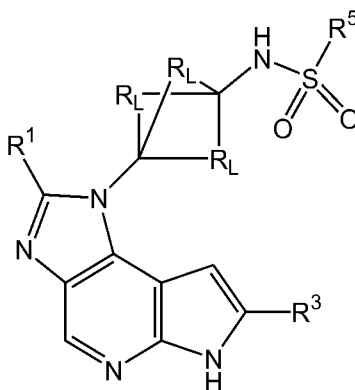
each R' and R'' is independently selected from hydrogen and C<sub>1</sub>-C<sub>6</sub> unsubstituted

and substituted alkyl and R' and R'' may together form a 3- to 7-membered ring; and

$n$  is 1 or 2,

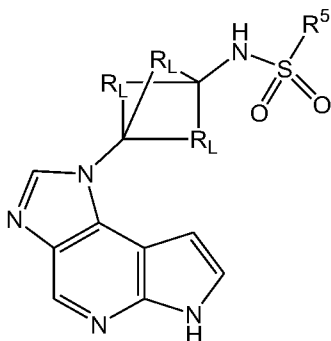
or a pharmaceutically acceptable form or an isotope derivative thereof.

27. The compound of claim 26, wherein not more than one R<sub>L</sub>'s is absent.
28. The compound of claim 26, wherein each  $m$  is independently 1, 2 or 3.
29. The compound of claim 26, wherein each  $m$  is 1.
30. The compound of claim 26, wherein each  $m$  is 2.
31. The compound of any of claims 26-30, wherein R<sup>4</sup> is H.
32. The compound of any of claims 26-32, wherein R<sup>1</sup> is H.
33. The compound of any of claims 26-32, wherein R<sup>1</sup> is methyl.
34. The compound of any of claims 26-33, wherein  $n$  is 1.
35. The compound of claim 31 or 34, wherein R<sup>4</sup> is H and  $n$  is 1, having the structural formula (VIII):



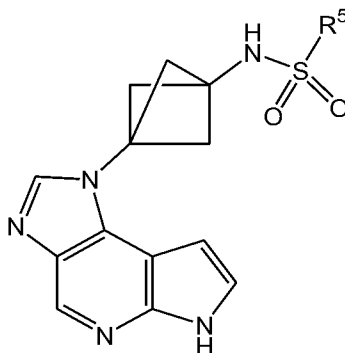
(VIII)

36. The compound of claim 35, wherein  $R^1$  is methyl and  $R^3$  is H.
37. The compound of claim 35, wherein both  $R^1$  and  $R^3$  is H, having the structural formula (IX):



(IX)

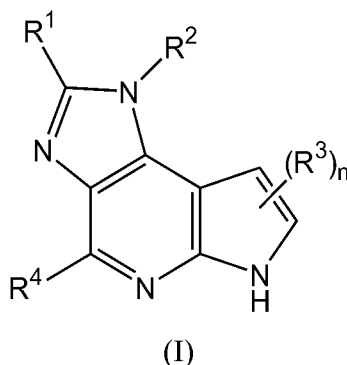
38. The compound of claim 37, wherein each  $R_L$  is  $CH_2$ , having the structural formula (X):



(X)

39. The compound of any of claims 26-38, wherein  $R^5$  is  $R^x$ .
40. The compound of claim 39, wherein  $R^x$  is a linear or branched  $C_1$ - $C_6$  alkyl.
41. The compound of claim 39, wherein  $R^x$  is a linear or branched  $C_2$ - $C_4$  alkyl.

42. The compound of claim 39, wherein R<sup>x</sup> is n-propyl or isopropyl.
43. The compound of any of claims 26-38, wherein R<sup>5</sup> is NR<sup>x</sup>R<sup>y</sup>.
44. The compound of claim 43, wherein one of R<sup>x</sup> and R<sup>y</sup> is H.
45. The compound of claim 43, wherein the R<sup>x</sup> and R<sup>y</sup> together, along with the N in NR<sup>x</sup>R<sup>y</sup>, form a 3- to 5-membered heterocyclic group, optionally substituted with one or more of halogen, CN, OR', NR'R'', alkyl, haloalkyl, cyanoalkyl, hydroxyalkyl and alkoxyalkyl.
46. The compound of claim 45, wherein the heterocyclic group is a 4-membered heterocyclic group.
47. The compound of claim 37, wherein each R<sub>L</sub> is (CH<sub>2</sub>)<sub>2</sub>.
48. The compound of any of claims 1-47, selected from **Table 1**.
49. The compound of claim 48, selected from **Table 1A**.
50. The compound of any of claims 1-49, having one or more deuterium atoms in place of hydrogen.
51. The compound of claim 50, having one hydrogen replaced with a deuterium atom.
52. A pharmaceutical composition comprising a compound according to any of claims 1-51, effective to treat or reduce one or more diseases or disorders, in a mammal, including a human, and a pharmaceutically acceptable excipient, carrier, or diluent.
53. A pharmaceutical composition comprising a compound having the structural formula (I):



wherein

$R^1$  is selected from hydrogen,  $C_1$ - $C_6$  unsubstituted or substituted alkyl,  $OR'$ ,  $COOR'$  and  $CONR'R''$ ;

$R^2$  is selected from  $C_3$ - $C_{10}$  cycloalkyl, bicycloalkyl, spirocyclic or bridgedcycloalkyl, substituted with  $NR'C(=O)R^x$ ,  $NR'C(=O)OR^x$ ,  $NR'C(=O)NR^xR^y$ ,  $C(=O)NR^xR^y$ ,  $NR'SO_2R^x$ ,  $NR'SO_2NR^xR^y$ ,  $CR'R''SO_2R^x$  or  $CR'R''SO_2NR^xR^y$ ;

each  $R^3$  is independently selected from hydrogen,  $C_1$ - $C_6$  unsubstituted or substituted alkyl,  $OR'$ ,  $COOR'$  and  $CONR'R''$ ;

$R^4$  is a group selected from hydrogen, halogen, CN,  $C_1$ - $C_6$  unsubstituted or substituted alkyl,  $OR'$ , and  $NHR'$ ;

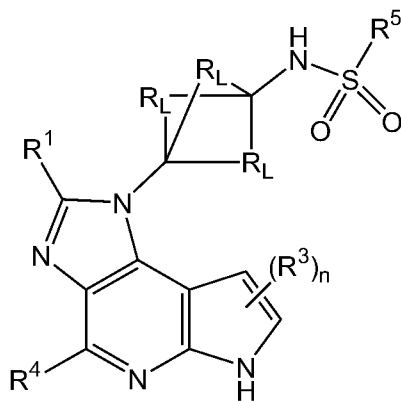
each of  $R^x$  and  $R^y$  is independently selected from H, alkyl, cycloalkyl, heterocycloalkyl, aryl, heteroaryl and  $R^x$  and  $R^y$  may together form a 3- to 7-membered ring, and each of  $R^x$  and  $R^y$  is optionally substituted with one or more of halogen, CN,  $OR'$ ,  $NR'R''$ , alkyl, haloalkyl, cyanoalkyl, hydroxyalkyl and alkoxyalkyl;

each of  $R'$  and  $R''$  is independently selected from hydrogen and  $C_1$ - $C_6$  unsubstituted and substituted alkyl and  $R'$  and  $R''$  may together form a 3- to 7-membered ring; and

$n$  is 1 or 2,

or a pharmaceutically acceptable form or an isotope derivative thereof, and a pharmaceutically acceptable excipient, carrier, or diluent.

54. A pharmaceutical composition comprising a compound having the structural formula (VII):



(VII)

wherein

$R^1$  is selected from hydrogen,  $C_1$ - $C_6$  unsubstituted or substituted alkyl,  $OR'$ ,  $COOR'$  and  $CONR'R''$ ;

each  $R^3$  is independently selected from hydrogen,  $C_1$ - $C_6$  unsubstituted or substituted alkyl,  $OR'$ ,  $COOR'$  and  $CONR'R''$ ;

$R^4$  is a group selected from hydrogen, halogen, CN,  $C_1$ - $C_6$  unsubstituted or substituted alkyl,  $OR'$ , and  $NHR'$ ;

$R^5$  is  $R^x$  or  $NR^xR^y$ , wherein each of  $R^x$  and  $R^y$  is independently selected from H, alkyl, cycloalkyl, heterocycloalkyl, aryl, heteroaryl and  $R^x$  and  $R^y$  may together form a 3- to 7-membered ring, and each of  $R^x$  and  $R^y$  is optionally substituted with one or more of halogen, CN,  $OR'$ ,  $NR'R''$ , alkyl, haloalkyl, cyanoalkyl, hydroxyalkyl and alkoxyalkyl; *provided that* when  $R^5$  is  $R^x$ ,  $R^x$  is not H;

each  $R_L$  is independently  $(CH_2)_m$  and  $m$  is independently 0, 1, 2 or 3, wherein when  $m$  is 0, the respective bridge is absent;

each  $R'$  and  $R''$  is independently selected from hydrogen and  $C_1$ - $C_6$  unsubstituted and substituted alkyl and  $R'$  and  $R''$  may together form a 3- to 7-membered ring; and

$n$  is 1 or 2,

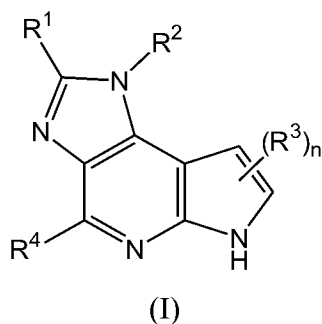
or a pharmaceutically acceptable form or an isotope derivative thereof, and a pharmaceutically acceptable excipient, carrier, or diluent.

55. The pharmaceutical composition of any of claims 52-54, being suitable for oral administration.



56. The pharmaceutical composition of any of claims 52-55, being useful to treat or reduce one or more of inflammatory diseases, immune-mediated diseases and cancer, or a related disease or disorder.
57. The pharmaceutical composition of claim 56, wherein being useful to treat or reduce one or more autoimmune diseases, or a related disease or disorder.
58. The pharmaceutical composition of claim 56, wherein the disease or disorder is selected from: asthma, allergies, arthritis (*e.g.*, rheumatoid arthritis, psoriatic arthritis, and ankylosing spondylitis), juvenile arthritis, inflammatory bowel diseases (*e.g.*, ulcerative colitis and Crohn's disease), endocrinopathies (*e.g.*, type 1 diabetes and Graves' disease), neurodegenerative diseases (*e.g.*, multiple sclerosis (MS)), autistic spectrum disorder, depression, Alzheimer's disease, Guillain-Barre syndrome, obsessive-compulsive disorder, optic neuritis, retinal degeneration, dry eye syndrome DES, Sjogren's syndrome, amyotrophic lateral sclerosis (ALS), Parkinson's disease, Huntington's Disease, Guillain-Barre syndrome, myasthenia gravis, and chronic idiopathic demyelinating disease (CID), vascular diseases (*e.g.*, autoimmune hearing loss, systemic vasculitis, and atherosclerosis), skin diseases (*e.g.*, acne vulgaris dermatomyositis, pemphigus, systemic lupus erythematosus (SLE), discoid lupus erythematosus, scleroderma, psoriasis, plaque psoriasis, vasculitics, vitiligo and alopecias), Hashimoto's thyroiditis, pernicious anemia, Cushing's disease, Addison's disease, chronic active hepatitis, polycystic ovary syndrome (PCOS), celiac disease, pemphigus, transplant rejection (allograft transplant rejection), graft-versus-host disease (GVDH), or a related disease or disorder thereof.
59. A unit dosage form comprising a pharmaceutical composition according to any of claims 52-58.
60. The unit dosage form of claim 59, being a tablet or a casule.
61. A method for treating or reducing a disease or disorder, comprising

administering to a subject in need thereof a pharmaceutical composition comprising a compound having the structural formula (I):



wherein

$R^1$  is selected from hydrogen,  $C_1$ - $C_6$  unsubstituted or substituted alkyl,  $OR'$ ,  $COOR'$  and  $CONR'R''$ ;

$R^2$  is selected from  $C_3$ - $C_{10}$  cycloalkyl, bicycloalkyl, spirocyclic or bridgedcycloalkyl, substituted with  $NR'C(=O)R^x$ ,  $NR'C(=O)OR^x$ ,  $NR'C(=O)NR^xR^y$ ,  $C(=O)NR^xR^y$ ,  $NR'SO_2R^x$ ,  $NR'SO_2NR^xR^y$ ,  $CR'R''SO_2R^x$  or  $CR'R''SO_2NR^xR^y$ ;

each  $R^3$  is independently selected from hydrogen,  $C_1$ - $C_6$  unsubstituted or substituted alkyl,  $OR'$ ,  $COOR'$  and  $CONR'R''$ ;

$R^4$  is a group selected from hydrogen, halogen, CN,  $C_1$ - $C_6$  unsubstituted or substituted alkyl,  $OR'$ , and  $NHR'$ ;

each of  $R^x$  and  $R^y$  is independently selected from H, alkyl, cycloalkyl, heterocycloalkyl, aryl, heteroaryl and  $R^x$  and  $R^y$  may together form a 3- to 7-membered ring, and each of  $R^x$  and  $R^y$  is optionally substituted with one or more of halogen, CN,  $OR'$ ,  $NR'R''$ , alkyl, haloalkyl, cyanoalkyl, hydroxyalkyl and alkoxyalkyl;

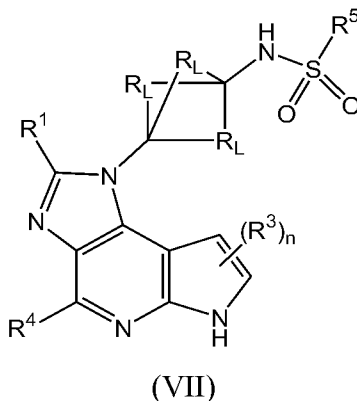
each of  $R'$  and  $R''$  is independently selected from hydrogen and  $C_1$ - $C_6$  unsubstituted and substituted alkyl and  $R'$  and  $R''$  may together form a 3- to 7-membered ring; and

$n$  is 1 or 2,

or a pharmaceutically acceptable form or an isotope derivative thereof, effective to treat or reduce one or more of inflammatory diseases, immune-mediated diseases and cancer, or a related disease or disorder, in a mammal, including a human.

62. A method for treating or reducing a disease or disorder, comprising

administering to a subject in need thereof a pharmaceutical composition comprising a compound having the structural formula (VII):



wherein

$R^1$  is selected from hydrogen,  $C_1$ - $C_6$  unsubstituted or substituted alkyl,  $OR'$ ,  $COOR'$  and  $CONR'R''$ ;

each  $R^3$  is independently selected from hydrogen,  $C_1$ - $C_6$  unsubstituted or substituted alkyl,  $OR'$ ,  $COOR'$  and  $CONR'R''$ ;

$R^4$  is a group selected from hydrogen, halogen, CN,  $C_1$ - $C_6$  unsubstituted or substituted alkyl,  $OR'$ , and  $NHR'$ ;

$R^5$  is  $R^x$  or  $NR^xR^y$ , wherein each of  $R^x$  and  $R^y$  is independently selected from H, alkyl, cycloalkyl, heterocycloalkyl, aryl, heteroaryl and  $R^x$  and  $R^y$  may together form a 3- to 7-membered ring, and each of  $R^x$  and  $R^y$  is optionally substituted with one or more of halogen, CN,  $OR'$ ,  $NR'R''$ , alkyl, haloalkyl, cyanoalkyl, hydroxyalkyl and alkoxyalkyl; *provided that* when  $R^5$  is  $R^x$ ,  $R^x$  is not H;

each  $R_L$  is independently  $(CH_2)_m$  and  $m$  is independently 0, 1, 2 or 3, wherein when  $m$  is 0, the respective bridge is absent;

each  $R'$  and  $R''$  is independently selected from hydrogen and  $C_1$ - $C_6$  unsubstituted and substituted alkyl and  $R'$  and  $R''$  may together form a 3- to 7-membered ring; and

$n$  is 1 or 2,

or a pharmaceutically acceptable form or an isotope derivative thereof, and a pharmaceutically acceptable excipient, carrier, or diluent, effective to treat or reduce one or more of inflammatory diseases, immune-mediated diseases and cancer, or a related disease or disorder, in a mammal, including a human.

63. A method for treating or reducing a disease or disorder, comprising administering to a subject in need thereof a pharmaceutical composition comprising a compound of any of claims 1-51, wherein the disease or disorder is one or more of inflammatory diseases, immune-mediated diseases and cancer, or a related disease or disorder.
64. The method of claim 61-63, wherein the disease or disorder is selected from: asthma, allergies, arthritis (*e.g.*, rheumatoid arthritis, psoriatic arthritis, and ankylosing spondylitis), juvenile arthritis, inflammatory bowel diseases (*e.g.*, ulcerative colitis and Crohn's disease), endocrinopathies (*e.g.*, type 1 diabetes and Graves' disease), neurodegenerative diseases (*e.g.*, multiple sclerosis (MS)), autistic spectrum disorder, depression, Alzheimer's disease, Guillain-Barre syndrome, obsessive-compulsive disorder, optic neuritis, retinal degeneration, dry eye syndrome DES, Sjogren's syndrome, amyotrophic lateral sclerosis (ALS), Parkinson's disease, Huntington's Disease, Guillain-Barre syndrome, myasthenia gravis, and chronic idiopathic demyelinating disease (CID), vascular diseases (*e.g.*, autoimmune hearing loss, systemic vasculitis, and atherosclerosis), skin diseases (*e.g.*, acne vulgaris dermatomyositis, pemphigus, systemic lupus erythematosus (SLE), discoid lupus erythematosus, scleroderma, psoriasis, plaque psoriasis, vasculitics, vitiligo and alopecias), Hashimoto's thyroiditis, pernicious anemia, Cushing's disease, Addison's disease, chronic active hepatitis, polycystic ovary syndrome (PCOS), celiac disease, pemphigus, transplant rejection (allograft transplant rejection), graft-versus-host disease (GVDH), or a related disease or disorder thereof.
65. The method of any of claims 61-64, wherein the disease or disorder is an inflammatory disease.
66. The method of claim 65, wherein the disease or disorder is an autoimmune disease.
67. The method of any of claims 61-64, wherein the disease or disorder is an immune-mediated disease.

68. The method of any of claims 61-64, wherein the disease or disorder is cancer.
69. The method of any of claims 61-64, wherein the disease or disorder is one or more of rheumatoid arthritis, ankylosing spondylitis, psoriasis, atopic dermatitis, inflammatory bowel disease, Crohn's, ulcerative colitis, DES, vitiligo, alopecia areata, alopecia totalis.
70. Use of a compound of any of claims 1-51, and a pharmaceutically acceptable excipient, carrier, or diluent, in preparation of a medicament for treating a disease or disorder.
71. The use of claim 70, wherein the disease or disorder is one or more of inflammatory diseases, immune-mediated diseases and cancer.
72. The use of claim 71, wherein the disease or disorder is an autoimmune disease.
73. The use of claim 71, wherein the disease or disorder is selected from: asthma, allergies, arthritis (*e.g.*, rheumatoid arthritis, psoriatic arthritis, and ankylosing spondylitis), juvenile arthritis, inflammatory bowel diseases (*e.g.*, ulcerative colitis and Crohn's disease), endocrinopathies (*e.g.*, type 1 diabetes and Graves' disease), neurodegenerative diseases (*e.g.*, multiple sclerosis (MS)), autistic spectrum disorder, depression, Alzheimer's disease, Guillain-Barre syndrome, obsessive-compulsive disorder, optic neuritis, retinal degeneration, dry eye syndrome DES, Sjogren's syndrome, amyotrophic lateral sclerosis (ALS), Parkinson's disease, Huntington's Disease, Guillain-Barre syndrome, myasthenia gravis, and chronic idiopathic demyelinating disease (CID), vascular diseases (*e.g.*, autoimmune hearing loss, systemic vasculitis, and atherosclerosis), skin diseases (*e.g.*, acne vulgaris dermatomyositis, pemphigus, systemic lupus erythematosus (SLE), discoid lupus erythematosus, scleroderma, psoriasis, plaque psoriasis, vasculitics, vitiligo and alopecias), Hashimoto's thyroiditis, pernicious anemia, Cushing's disease, Addison's disease, chronic active hepatitis, polycystic ovary syndrome (PCOS), celiac disease, pemphigus, transplant rejection (allograft transplant rejection), graft-versus-host disease (GVDH), or a related disease or disorder thereof.

74. The use of any of claims 70-73, wherein the disease or disorder is one or more of rheumatoid arthritis, ankylosing spondylitis, psoriasis, atopic dermatitis, inflammatory bowel disease, Crohn's, ulcerative colitis, DES, vitiligo, alopecia areata, alopecia totalis.
75. The use of any of claims 70-74, wherein the medicament is oral administration.
76. The use of any of claims 70-74, wherein the medicament is topical administration.

## INTERNATIONAL SEARCH REPORT

International application No.

PCT/CN2019/115069

<b>A. CLASSIFICATION OF SUBJECT MATTER</b>		
C07D 471/14(2006.01)i; A61K 31/437(2006.01)i; A61P 37/02(2006.01)i; A61P 35/00(2006.01)i; A61P 19/02(2006.01)i		
According to International Patent Classification (IPC) or to both national classification and IPC		
<b>B. FIELDS SEARCHED</b>		
Minimum documentation searched (classification system followed by classification symbols) C07D; A61K; A61P		
Documentation searched other than minimum documentation to the extent that such documents are included in the fields searched		
Electronic data base consulted during the international search (name of data base and, where practicable, search terms used) CNPAT, CNKI, EPODOC, WPI, REGISTRY(STN), CAPLUS(STN); LYNK, JAK1, JAK, Janus kinase, inhibitors, cancer, tumor, tumour, inflammat?, immune, Structure Search		
<b>C. DOCUMENTS CONSIDERED TO BE RELEVANT</b>		
Category*	Citation of document, with indication, where appropriate, of the relevant passages	Relevant to claim No.
X	CN 102712640 A (F HOFFMANN-LA ROCHE AG.) 03 October 2012 (2012-10-03) pages 2, 11, 88-90 of description, examples, claims 1, 4-5	1-76
X	EP 2924026 A1 (NOVARTIS TIERGESUNDHEIT AG.) 30 September 2015 (2015-09-30) pages 7-8 of description, examples, claims 1, 9-15	1-12, 52-53, 55-61, 63-76
X	WO 2013007765 A1 (F HOFFMANN-LA ROCHE AG.) 17 January 2013 (2013-01-17) pages 74-80 of description, examples, claims 1, 19-23	1-12, 52-53, 55-61, 63-76
A	CN 102118968 A (ABBOTT LABORATORIES) 06 July 2011 (2011-07-06) the whole document	1-76
X	KULAGOWSKI Janusz J. et al. "“Identification of Imidazo-Pyrrolopyridines as Novel and Potent JAK1 Inhibitors”" 《 <i>Journal of Medicinal Chemistry</i> 》, Vol. 55, No. 12, 16 May 2012 (2012-05-16), pages 5901-5921	1-12, 16-20, 26-27, 31-37, 39-42, 52-76
X	MARK Zak et al. "“Discovery and Optimization of C-2 Methyl Imidazopyrrolopyridines as Potent and Orally Bioavailable JAK1 Inhibitors with Selectivity over JAK2”" 《 <i>Journal of Medicinal Chemistry</i> 》, Vol. 55, No. 13, 14 June 2012 (2012-06-14), pages 6176-6193	1-12, 16-20, 26-27, 31-37, 39-42, 52-76
<input checked="" type="checkbox"/> Further documents are listed in the continuation of Box C. <input checked="" type="checkbox"/> See patent family annex.		
* Special categories of cited documents: “A” document defining the general state of the art which is not considered to be of particular relevance “E” earlier application or patent but published on or after the international filing date “L” document which may throw doubts on priority claim(s) or which is cited to establish the publication date of another citation or other special reason (as specified) “O” document referring to an oral disclosure, use, exhibition or other means “P” document published prior to the international filing date but later than the priority date claimed “T” later document published after the international filing date or priority date and not in conflict with the application but cited to understand the principle or theory underlying the invention “X” document of particular relevance; the claimed invention cannot be considered novel or cannot be considered to involve an inventive step when the document is taken alone “Y” document of particular relevance; the claimed invention cannot be considered to involve an inventive step when the document is combined with one or more other such documents, such combination being obvious to a person skilled in the art “&” document member of the same patent family		
Date of the actual completion of the international search <b>11 January 2020</b>		Date of mailing of the international search report <b>23 January 2020</b>
Name and mailing address of the ISA/CN <b>National Intellectual Property Administration, PRC 6, Xitucheng Rd., Jimen Bridge, Haidian District, Beijing 100088 China</b> Facsimile No. (86-10)62019451		Authorized officer <b>KANG,Lei</b> Telephone No. 86-(10)-53962326

## INTERNATIONAL SEARCH REPORT

International application No.

PCT/CN2019/115069

C. DOCUMENTS CONSIDERED TO BE RELEVANT		
Category*	Citation of document, with indication, where appropriate, of the relevant passages	Relevant to claim No.
X	ITTEBOINA Ramesh et al. "Molecular docking, 3D QSAR and dynamics simulation studies of imidazo-pyrrolopyridines as janus kinase 1 (JAK 1) inhibitors" 《 <i>Computational Biology and Chemistry</i> 》, Vol. 64, 16 May 2016 (2016-05-16), pages 33-46	1-12, 52-53, 55-61, 63-76
.....		



**Box No. II Observations where certain claims were found unsearchable (Continuation of item 2 of first sheet)**

This international search report has not been established in respect of certain claims under Article 17(2)(a) for the following reasons:

1.  Claims Nos.: **61-69**  
because they relate to subject matter not required to be searched by this Authority, namely:  
  - [1] The subject matter of claims 61-69 relates to methods for the treatment of human body by therapy as defined in PCT Rule 39.1(IV). This search has been carried out on the basis of the subject matter of the use in manufacture of medicaments for treating the alleged diseases.
2.  Claims Nos.:  
because they relate to parts of the international application that do not comply with the prescribed requirements to such an extent that no meaningful international search can be carried out, specifically:
3.  Claims Nos.:  
because they are dependent claims and are not drafted in accordance with the second and third sentences of Rule 6.4(a).

**INTERNATIONAL SEARCH REPORT**  
**Information on patent family members**

International application No.

**PCT/CN2019/115069**

Patent document cited in search report			Publication date (day/month/year)	Patent family member(s)			Publication date (day/month/year)
CN	102712640	A	03 October 2012	EP	2523957	A1	21 November 2012
				US	8461328	B2	11 June 2013
				AR	079984	A1	07 March 2012
				BR	112012017269	A2	03 May 2016
				KR	20140015162	A	06 February 2014
				WO	2011086053	A1	21 July 2011
				TW	201129565	A	01 September 2011
				RU	2012132278	A	20 February 2014
				US	2011201593	A1	18 August 2011
				MX	2012008049	A	01 August 2012
				JP	2013517220	A	16 May 2013
				CA	2781578	A1	21 July 2011
				<hr/>			
EP	2924026	A1	30 September 2015	WO	2015144773	A1	01 October 2015
				US	10059709	B2	28 August 2018
				ES	2702474	T3	01 March 2019
				US	2017050965	A1	23 February 2017
				EP	3122731	A1	01 February 2017
				PT	3122731	T	30 November 2018
				JP	6239139	B2	29 November 2017
				CA	2940321	A1	01 October 2015
				US	10370375	B2	06 August 2019
				CA	2940321	C	02 October 2018
				JP	2017506656	A	09 March 2017
				US	2018346465	A1	06 December 2018
				DK	3122731	T3	10 December 2018
				AU	2015238361	A1	01 September 2016
				EP	3122731	B1	10 October 2018
PL	3122731	T3	31 May 2019				
AU	2015238361	B2	13 July 2017				
<hr/>							
WO	2013007765	A1	17 January 2013	None			
<hr/>							
CN	102118968	A	06 July 2011	US	2018291029	A1	11 October 2018
				EP	2299821	A1	30 March 2011
				US	9365579	B2	14 June 2016
				CR	20160007	A	15 March 2016
				MX	2010013557	A	24 March 2011
				JP	2012505152	A	01 March 2012
				CA	2727032	A1	17 December 2009
				ES	2559403	T3	12 February 2016
				KR	101718384	B1	22 March 2017
				RU	2010153582	A	20 July 2012
				RU	2015105591	A	10 August 2015
				RU	2545023	C2	27 March 2015
				PL	2299821	T3	31 May 2016
				US	2015210708	A1	30 July 2015
				EC	SP10010657	A	28 February 2011
				JP	5748659	B2	15 July 2015
				WO	2009152133	A1	17 December 2009
				RU	2015105591	A3	10 October 2018
				US	2009312338	A1	17 December 2009
TW	201434841	A	16 September 2014				

**INTERNATIONAL SEARCH REPORT**  
**Information on patent family members**

International application No.

**PCT/CN2019/115069**

Patent document cited in search report	Publication date (day/month/year)	Patent family member(s)	Publication date (day/month/year)
		UA 106045 C2	25 July 2014
		CY 1117165 T1	05 April 2017
		PE 04072014 A1	25 April 2014
		SI EP2299821 T1	31 March 2016
		CA 2727032 C	14 August 2018
		EP 3031324 A2	15 June 2016
		US 2016326181 A1	10 November 2016
		EP 3031324 A3	07 September 2016
		EP 2299821 B1	04 November 2015
		CN 104592231 A	06 May 2015
		CO 6382083 A2	15 February 2012
		DK 2299821 T3	15 February 2016
		TW 201612182 A	01 April 2016
		HU E028347 T2	28 December 2016
		PE 20110223 A1	07 May 2011
		UY 31881 A	29 January 2010
		KR 20160148053 A	23 December 2016
		TW 201002720 A	16 January 2010
		TW I527819 B	01 April 2016
		DO P2010000382 A	30 June 2018
		NO 20101688 A	09 March 2011
		AU 2009257602 B2	08 October 2015
		TW I449703 B	21 August 2014
		MY 161369 A	14 April 2017
		CL 2010001426 A1	15 July 2011
		AR 072086 A1	04 August 2010
		RU 2545023 C9	20 June 2016
		DO P2013000055 A	30 April 2013
		PE 20140407 A1	25 April 2014

---