

[54] DISPLAY RACK

[75] Inventor: Myron L. Denhoff, New York, N.Y.

[73] Assignee: Myden Industries, Inc., New York, N.Y.

[\*\*] Term: 3½ Years

[21] Appl. No.: 915,196

[22] Filed: Jun. 14, 1978

[51] Int. Cl. .... D20-02; D6-04

[52] U.S. Cl. .... D6/186

[58] Field of Search ..... D6/130, 134, 135, 146, D6/148, 157, 172, 181, 186, 188, 189; 211/87, 88, 90, 134, 135, 144, 188, 153, 182, 163; 108/59, 91, 92, 152

[56] References Cited

U.S. PATENT DOCUMENTS

D. 109,531 5/1938 Lea ..... D6/186  
3,280,989 10/1966 Melvin et al. .... 108/59

FOREIGN PATENT DOCUMENTS

1155329 4/1958 France ..... 211/134

OTHER PUBLICATIONS

Metal and Form Displayers Cat. No. 53, p. 25, Shelf Unit 1205.

Primary Examiner—Wallace R. Burke  
Assistant Examiner—B. J. Bullock  
Attorney, Agent, or Firm—Harold James

[57] CLAIM

The ornamental design for a display rack, substantially as shown and described.

DESCRIPTION

FIG. 1 is a front elevational view of a display rack showing my new design;  
FIG. 2 is a side elevational view taken from the right of FIG. 1;  
FIG. 3 is a rear elevational view thereof;  
FIG. 4 is a side elevational view taken from the left of FIG. 1;  
FIG. 5 is an enlarged top plan view thereof;  
FIG. 6 is an enlarged bottom plan view thereof.

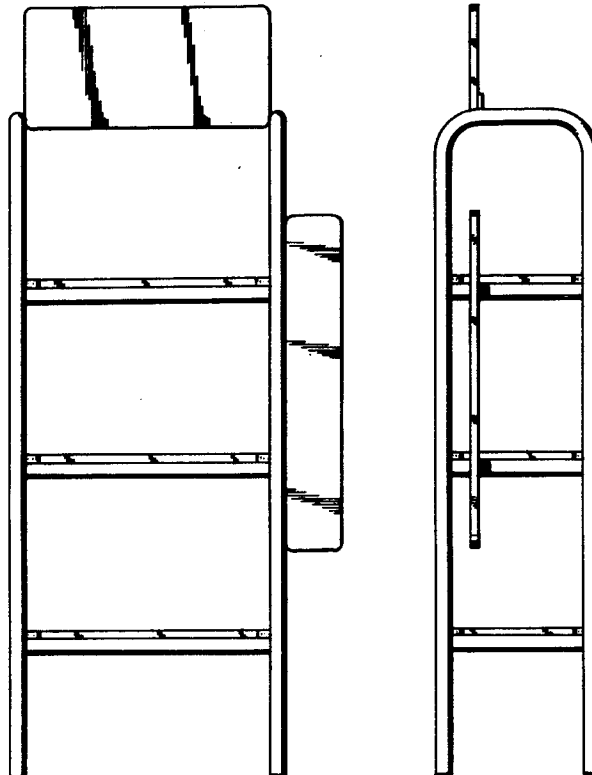


FIG. 1

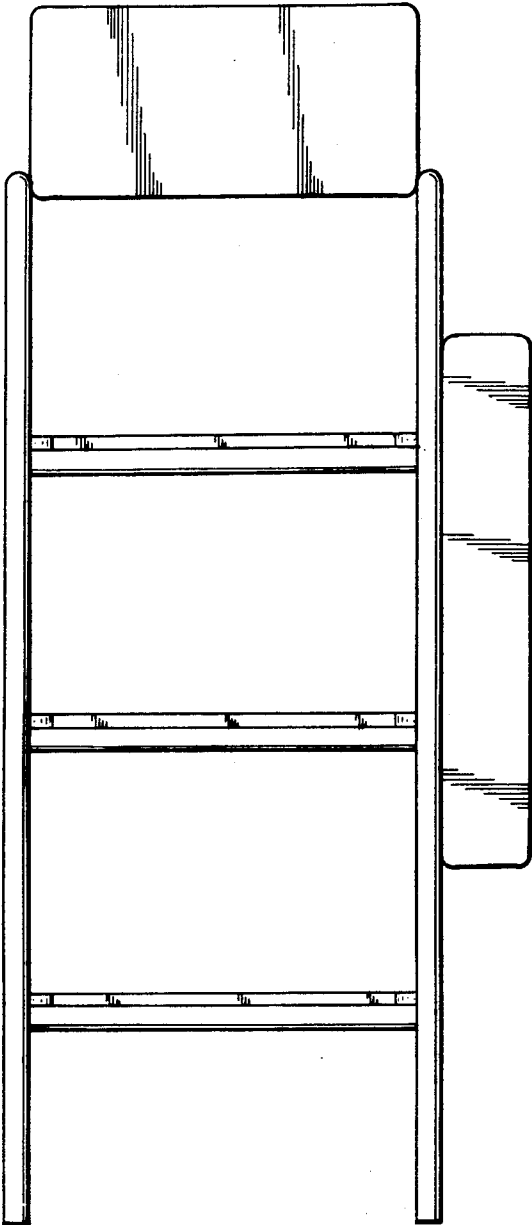


FIG. 2

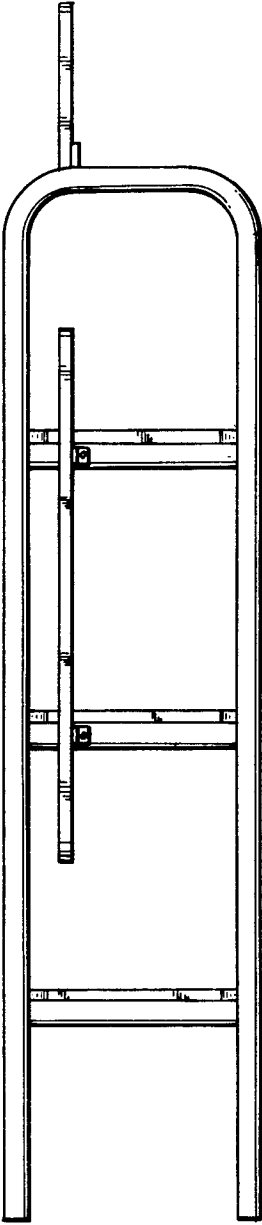


FIG. 3

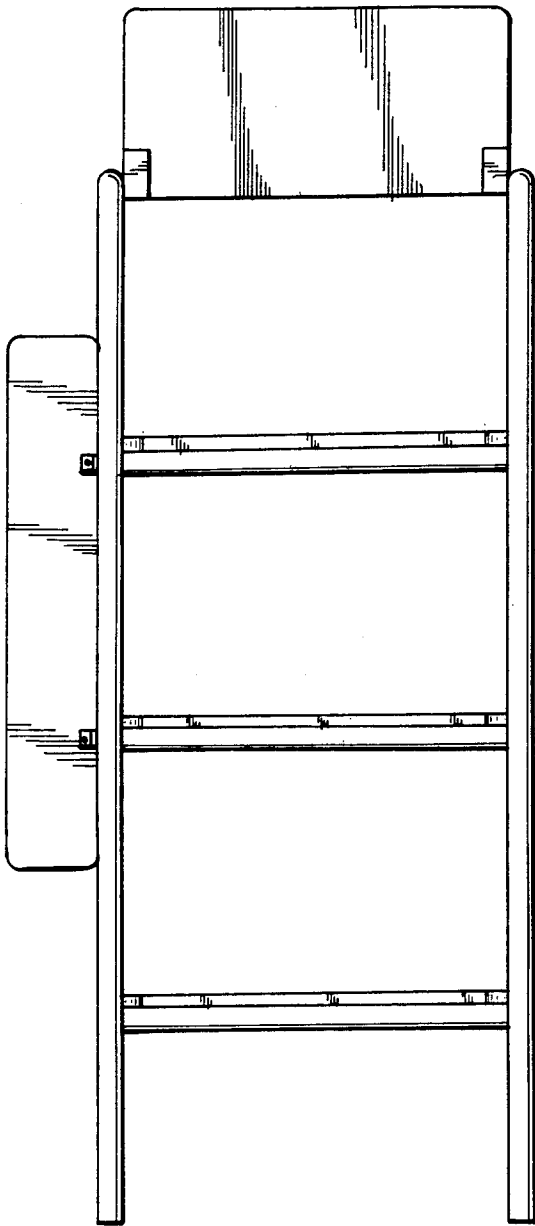


FIG. 4

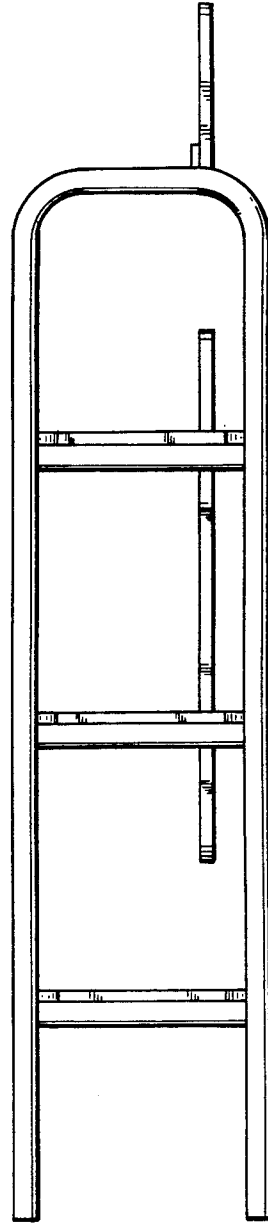


FIG. 5

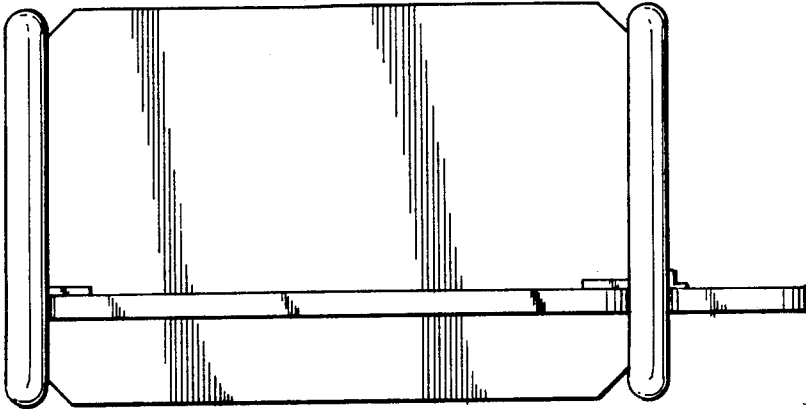


FIG. 6

