



US00D672344S

(12) **United States Design Patent**  
**Li**

(10) **Patent No.:** **US D672,344 S**

(45) **Date of Patent:** **\*\* Dec. 11, 2012**

(54) **TABLET COMPUTER**

(75) Inventor: **Qing-Ping Li**, Shenzhen (CN)

(73) Assignee: **FIH (Hong Kong) Limited**, Kowloon (HK)

(\*\*) Term: **14 Years**

(21) Appl. No.: **29/394,868**

(22) Filed: **Jun. 22, 2011**

(51) **LOC (9) Cl.** ..... **14-02**

(52) **U.S. Cl.** ..... **D14/341**

(58) **Field of Classification Search** ..... D14/341-347, D14/137, 138, 138.1, 138 A, 138 AA, 138 R, D14/138 AB, 138 AC, 138 AD, 138 C, 138 G, D14/496, 203.1, 203.3, 203.4, 203.5, 203.7, D14/426, 427, 432, 429, 129, 130, 420, 439-441, D14/448, 125, 126, 147, 156, 218, 247-248, D14/250, 389, 388, 315-318; D10/65, 104; D18/6-7; D21/324, 329, 330; D19/26, 59, D19/60; 455/556.1, 556.2, 566, 575.1, 90.3; 379/433.04, 433.01, 433.06, 916; 345/169, 345/173, 901, 905; 361/679.26, 679.27, 361/679.3, 679.55, 679.56

See application file for complete search history.

(56) **References Cited**

**U.S. PATENT DOCUMENTS**

D333,574 S \* 3/1993 Ackeret ..... D6/300  
D504,889 S \* 5/2005 Andre et al. .... D14/341  
D540,203 S \* 4/2007 Jeon ..... D10/65  
D580,387 S \* 11/2008 Andre et al. .... D14/138 G

D615,083 S \* 5/2010 Andre et al. .... D14/341  
D617,793 S \* 6/2010 Chiang et al. .... D14/341  
D622,270 S \* 8/2010 Andre et al. .... D14/341  
D624,896 S \* 10/2010 Park et al. .... D14/138 G  
D625,306 S \* 10/2010 Miyawaki ..... D14/341  
D626,437 S \* 11/2010 Lee et al. .... D10/65  
D627,778 S \* 11/2010 Akana et al. .... D14/341  
D630,630 S \* 1/2011 Andre et al. .... D14/341  
D636,391 S \* 4/2011 Shen et al. .... D14/341  
D637,596 S \* 5/2011 Akana et al. .... D14/341  
D638,814 S \* 5/2011 Sutherland et al. .... D14/138 G  
D639,261 S \* 6/2011 Garnham et al. .... D14/138 G  
D640,219 S \* 6/2011 Sutherland et al. .... D14/138 G  
D640,663 S \* 6/2011 Arnholt et al. .... D14/138 G

\* cited by examiner

*Primary Examiner* — Barbara Fox

(74) *Attorney, Agent, or Firm* — Altis Law Group, Inc.

(57) **CLAIM**

The ornamental design for a tablet computer, as shown and described.

**DESCRIPTION**

FIG. 1 is a perspective view of a tablet computer showing my new design;

FIG. 2 is a front elevational view thereof;

FIG. 3 is a rear elevational view thereof;

FIG. 4 is a left side elevational view thereof;

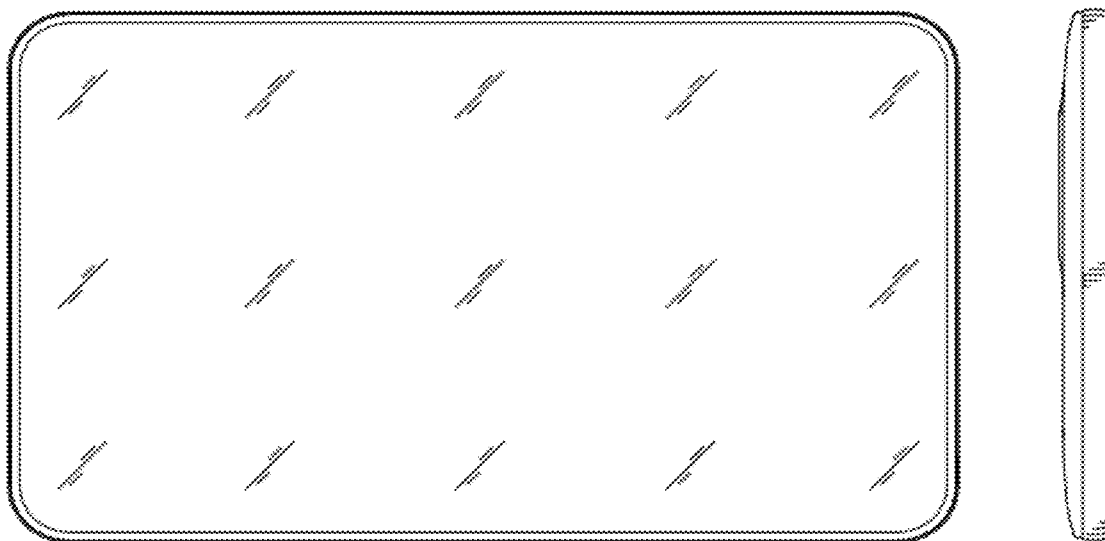
FIG. 5 is a right side elevational view thereof;

FIG. 6 is a top plan view thereof; and

FIG. 7 is a bottom plan view thereof.

The broken lines shown in the drawings represent portions of the tablet computer which form no part of the claimed design.

**1 Claim, 7 Drawing Sheets**



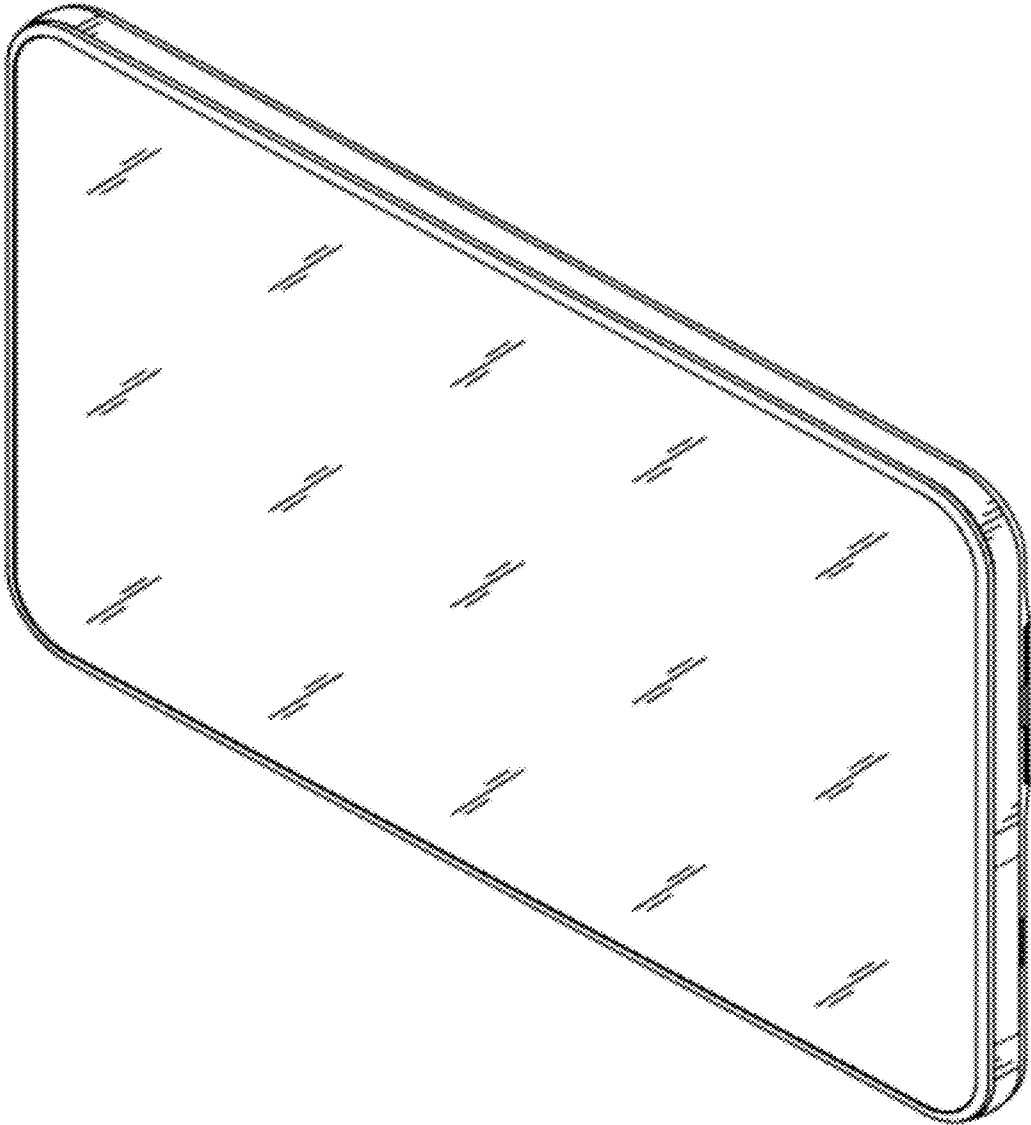


FIG. 1

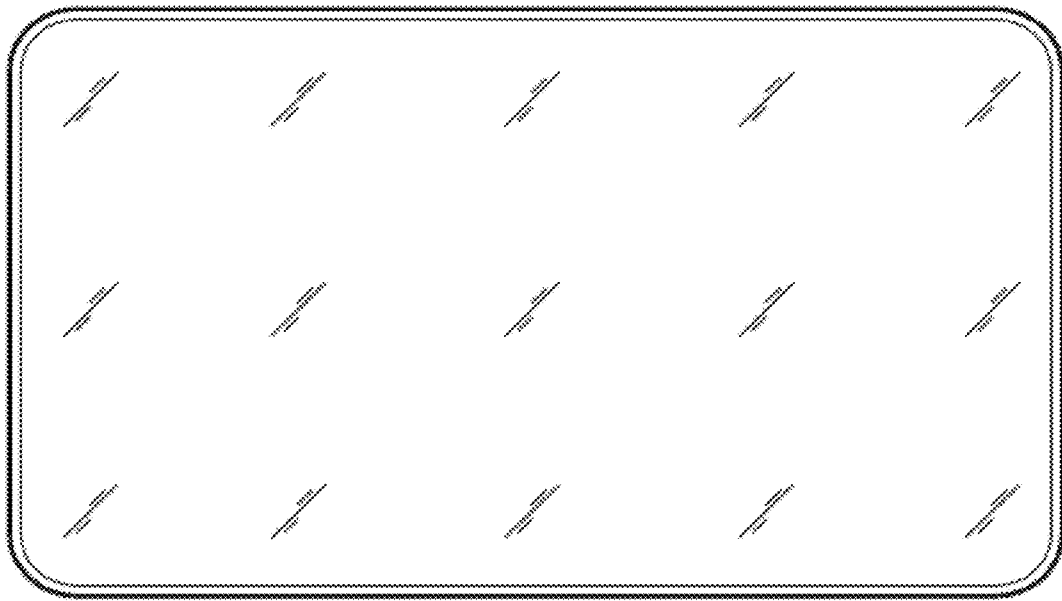


FIG. 2

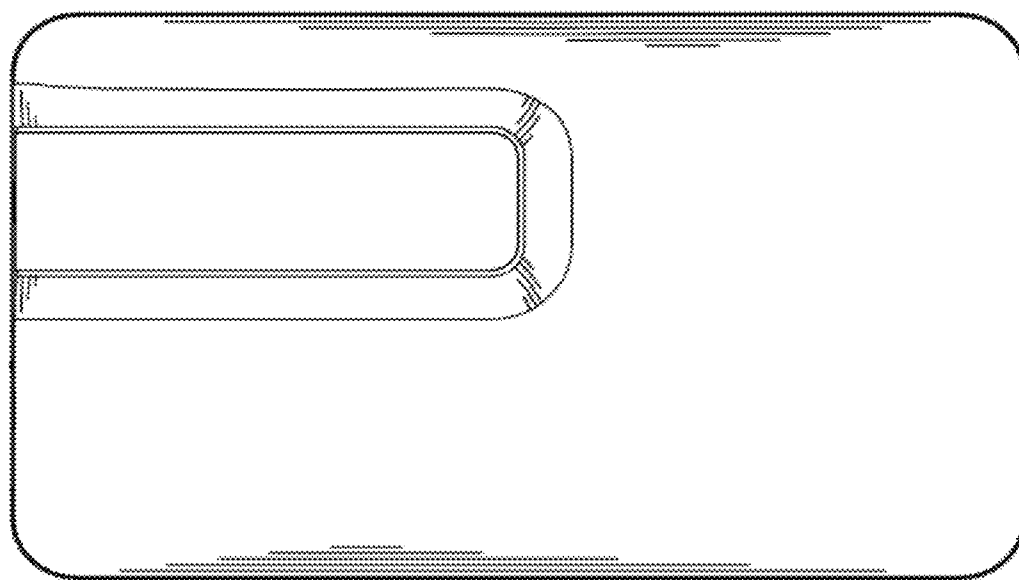


FIG. 3




FIG. 4



FIG. 5




FIG. 6




FIG. 7