



US00D887492S

(12) **United States Design Patent** (10) **Patent No.:** **US D887,492 S**  
**Hovious** (45) **Date of Patent:** **\*\* Jun. 16, 2020**

(54) **PLACARD HOLDER WITH INTERCHANGEABLE PLACARD**  
(71) Applicant: **Kirk Norris Hovious**, Honolulu, HI (US)  
(72) Inventor: **Kirk Norris Hovious**, Honolulu, HI (US)  
(\*\*) Term: **15 Years**  
(21) Appl. No.: **29/607,478**  
(22) Filed: **Jun. 13, 2017**  
(51) **LOC (12) Cl.** ..... **20-03**  
(52) **U.S. Cl.**  
USPC ..... **D20/13; D12/193**  
(58) **Field of Classification Search**  
USPC ..... D6/511, 592, 613; D11/165, 172; D12/193; D19/1, 6, 9, 10; D20/10-15, (Continued)

(56) **References Cited**  
**U.S. PATENT DOCUMENTS**  
D105,001 S \* 6/1937 Duryea ..... D11/116  
2,765,553 A \* 10/1956 Audette ..... B60R 13/105  
40/209  
(Continued)

**OTHER PUBLICATIONS**  
"Rubber License Plate Holder." sidsavage.com. Reviewed Jun. 13, 2016. Accessed May 9, 2019. Available online at URL: <https://www.sidsavage.com/product/rubber-license-plate-holders/license-plate-accessories-plate-holders> (Year: 2016).\*  
(Continued)

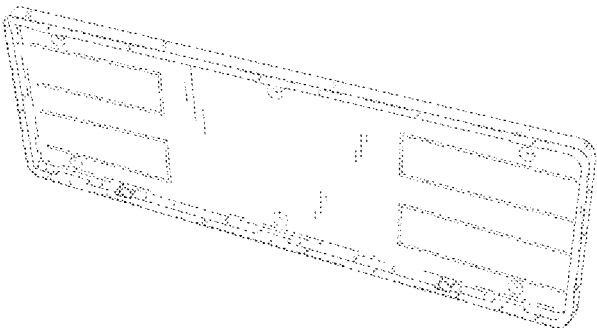
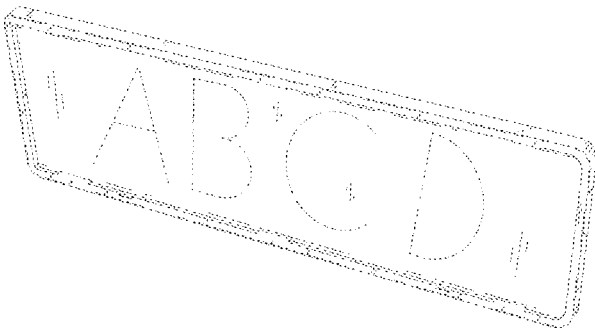
*Primary Examiner* — Cathron C Brooks  
*Assistant Examiner* — Christian P. McLean

(74) *Attorney, Agent, or Firm* — Keri Ann K. S. Krzykowski; Martin E. Hsia

(57) **CLAIM**  
The ornamental design for a placard holder with interchangeable placard, as shown and described.

**DESCRIPTION**  
FIG. 1 is a front top perspective view of the placard holder with interchangeable placard showing my new design; FIG. 2 is a front elevational view thereof; FIG. 3 is a rear elevational view thereof; FIG. 4 is a bottom plan view thereof; FIG. 5 is a top plan view thereof; FIG. 6 is a right elevational view thereof; FIG. 7 is a left elevational view thereof; FIG. 8 is a front top perspective view of the placard holder, shown with the interchangeable placard removed for clarity of disclosure; FIG. 9 is a front elevational view thereof; FIG. 10 is a rear elevational view thereof; FIG. 11 is a bottom plan view thereof; FIG. 12 is a top plan view thereof; FIG. 13 is a right elevational view thereof; FIG. 14 is a left elevational view thereof; FIG. 15 is a front top perspective view of the interchangeable placard, shown with the placard holder removed for clarity of disclosure; FIG. 16 is a front elevational view thereof; FIG. 17 is a rear elevational view thereof; FIG. 18 is a bottom plan view thereof, the top plan view thereof being the mirror image; and, FIG. 19 is a right elevational view thereof, the left elevational view thereof being the mirror image. The broken lines shown in FIGS. 1-3, 8-10, and 15-17 depict portions of the placard holder with interchangeable placard that form no part of the claimed design.

**1 Claim, 15 Drawing Sheets**



(58) **Field of Classification Search**

USPC ..... D20/17–19, 22, 23, 27, 35, 40, 42, 99;  
 40/5, 124.01–124.09, 124.11–124.19,  
 40/124.191, 200–211, 299.01, 305, 310,  
 40/312, 360, 446, 541, 584, 638; 283/56,  
 283/67, 71, 81; 362/812  
 CPC ..... B60R 13/105; G09F 1/04  
 See application file for complete search history.

(56) **References Cited**

U.S. PATENT DOCUMENTS

2,831,281 A \* 4/1958 Nayman ..... B60R 13/105  
 40/209  
 D206,567 S \* 1/1967 Sponsler ..... D20/13  
 3,340,639 A \* 9/1967 Savage ..... B60R 13/105  
 40/209  
 D284,588 S \* 7/1986 Silver ..... D20/42  
 D293,339 S \* 12/1987 Evenson ..... D20/10  
 D300,642 S \* 4/1989 Pawlik ..... D20/10  
 D303,402 S \* 9/1989 Brown ..... D20/10  
 D333,490 S \* 2/1993 Engelberts ..... D12/193  
 D355,220 S \* 2/1995 Russo ..... D20/17  
 D358,614 S \* 5/1995 Hughes ..... D20/18  
 D488,753 S \* 4/2004 Spencer ..... D12/193  
 D489,031 S \* 4/2004 Leibman ..... D12/193  
 D516,125 S \* 2/2006 Fincher ..... D20/10  
 7,083,211 B1 \* 8/2006 Bores ..... B60R 13/005  
 296/1.07  
 D651,655 S \* 1/2012 Walter ..... D20/42  
 D680,172 S \* 4/2013 Sanders ..... D20/17  
 D691,208 S \* 10/2013 Gorelick ..... D20/10  
 D712,968 S \* 9/2014 Gorelick ..... D20/10  
 8,931,191 B2 \* 1/2015 Masanek, Jr. .... B60R 13/105  
 40/209

8,959,809 B2 \* 2/2015 MacNeil ..... G09F 7/18  
 16/403  
 9,440,597 B1 \* 9/2016 Broadwell ..... B60R 13/105  
 D788,220 S \* 5/2017 Blankenbaker ..... D19/2  
 D802,506 S \* 11/2017 Barga ..... D12/193  
 9,914,410 B1 \* 3/2018 Knox ..... B60R 13/105  
 D822,566 S \* 7/2018 Parnell ..... D12/193  
 D824,307 S \* 7/2018 Spencer ..... D12/193  
 D825,000 S \* 8/2018 Owusu-Ansah ..... D20/10  
 D833,352 S \* 11/2018 Reshetnyak ..... D12/193  
 10,410,545 B2 \* 9/2019 Probach ..... G09F 3/20  
 D863,168 S \* 10/2019 Lin ..... D12/193  
 D868,658 S \* 12/2019 Swisher ..... D12/193  
 2003/0196355 A1 \* 10/2003 Castro ..... B60R 13/105  
 40/209  
 2007/0157495 A1 \* 7/2007 Yang ..... B60R 13/105  
 40/201  
 2015/0068076 A1 \* 3/2015 Knapschaefer ..... B60R 13/105  
 40/209  
 2016/0111029 A1 \* 4/2016 Hermes, III ..... G09F 13/18  
 40/544  
 2016/0167599 A1 \* 6/2016 Clarke ..... B60R 13/105  
 40/209

OTHER PUBLICATIONS

“Volkswagen Das Auto Single Row 520MM Vehicle Registration Plate Frame (Silver).” fasmoto.com. Date not available. Accessed Jan. 24, 2020. Available online at URL: <https://www.fasmoto.com/volkswagen-da-slv-s> (Year: N/A).\*

“Stainless Steel Euro License Plate Holder—Universal Mounting Frame/Bracket.” amazon.com. First available Aug. 14, 2013. Accessed Jan. 24, 2020. Available online at URL: <https://www.amazon.com/Stainless-Steel-License-Plate-Holder/dp/B00EJXE66I> (Year: 2013).\*

\* cited by examiner

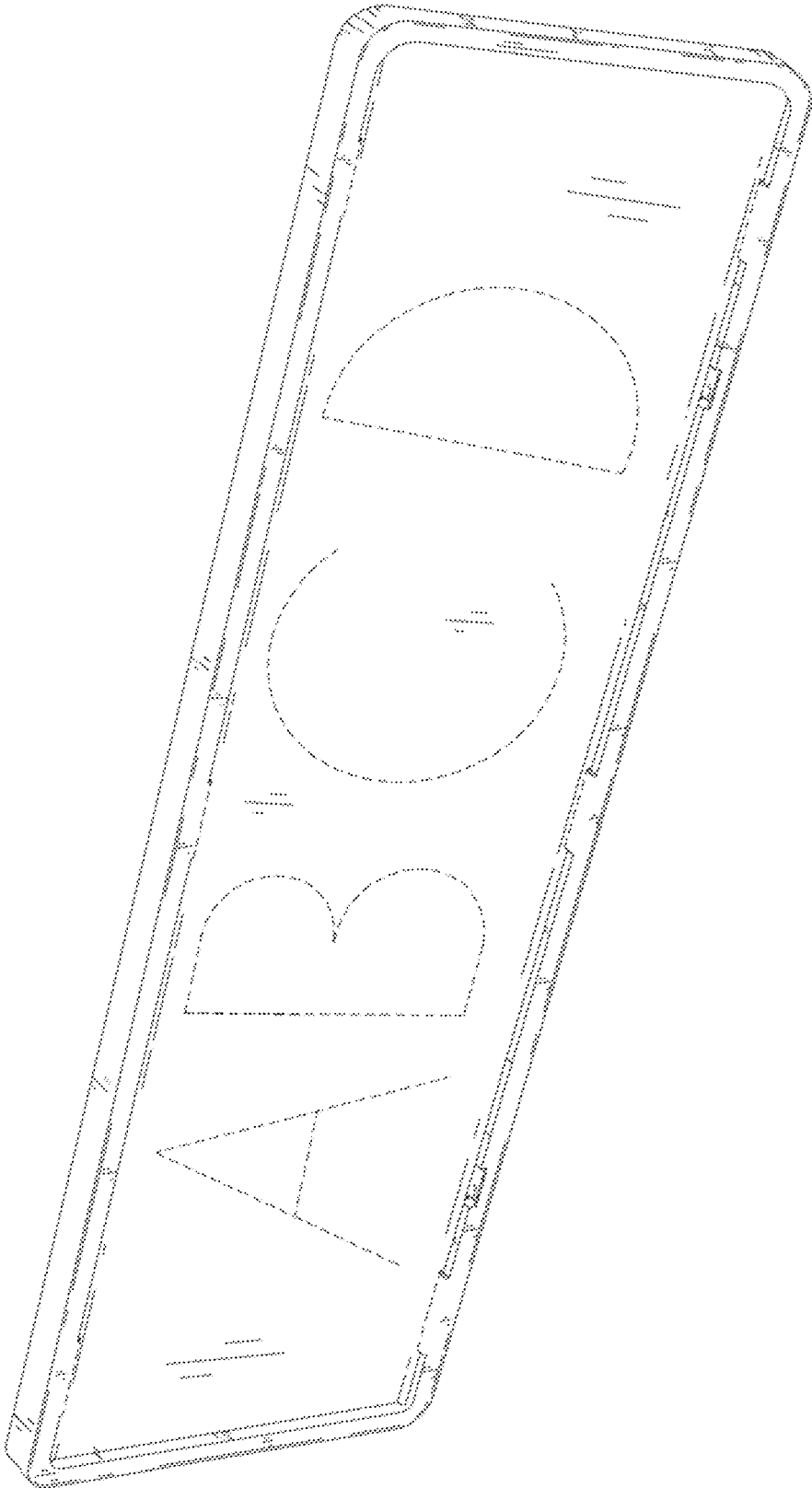


FIG. 1

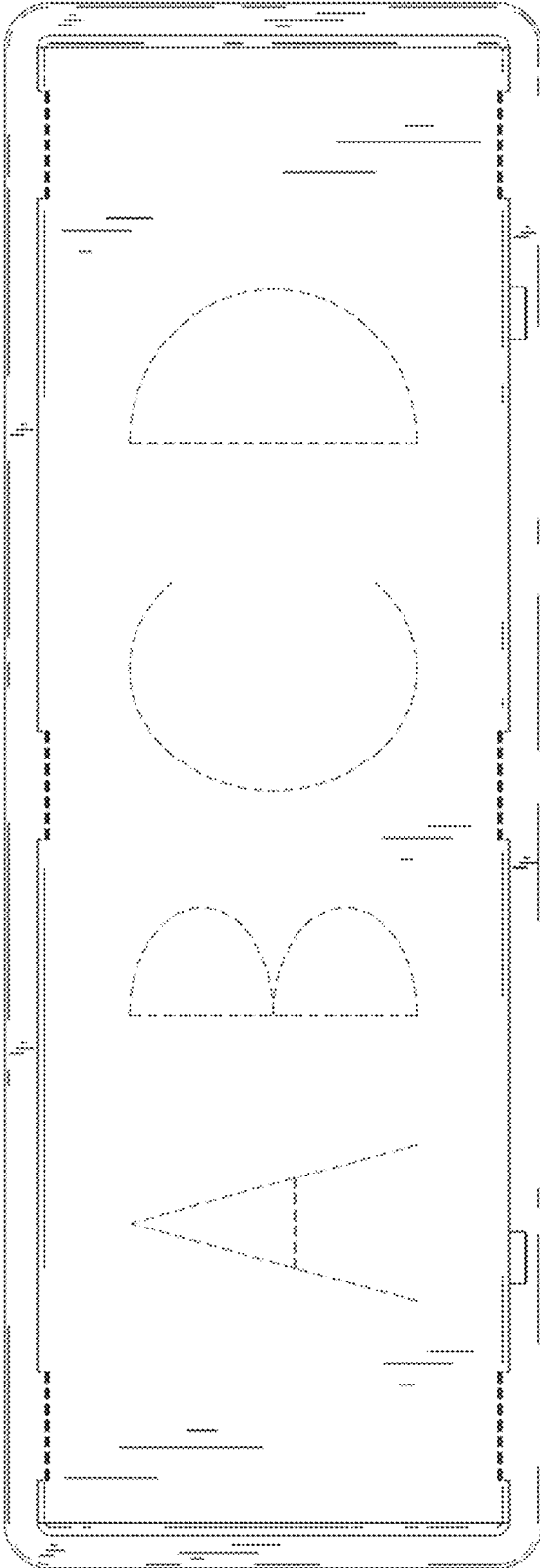


FIG. 2

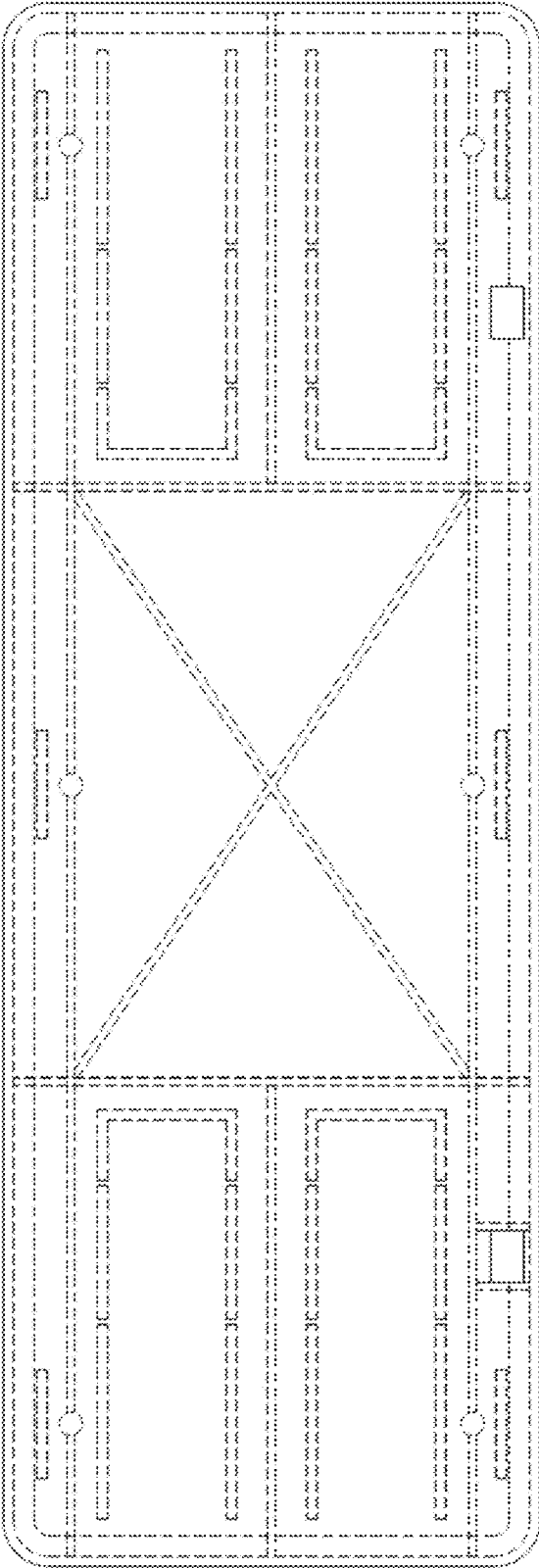


FIG. 3



*FIG. 4*



*FIG. 5*



*FIG. 7*



*FIG. 6*

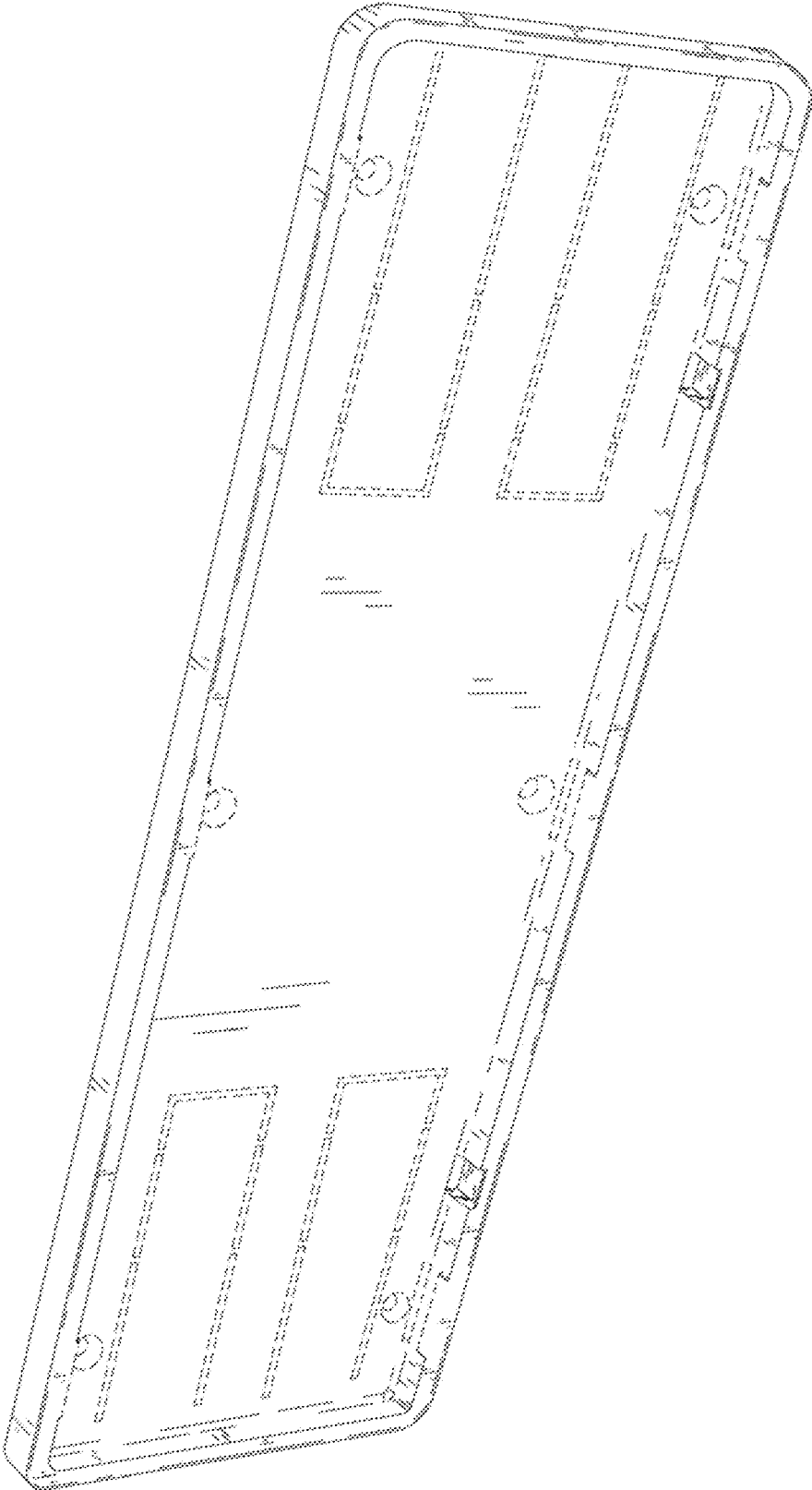


FIG. 8



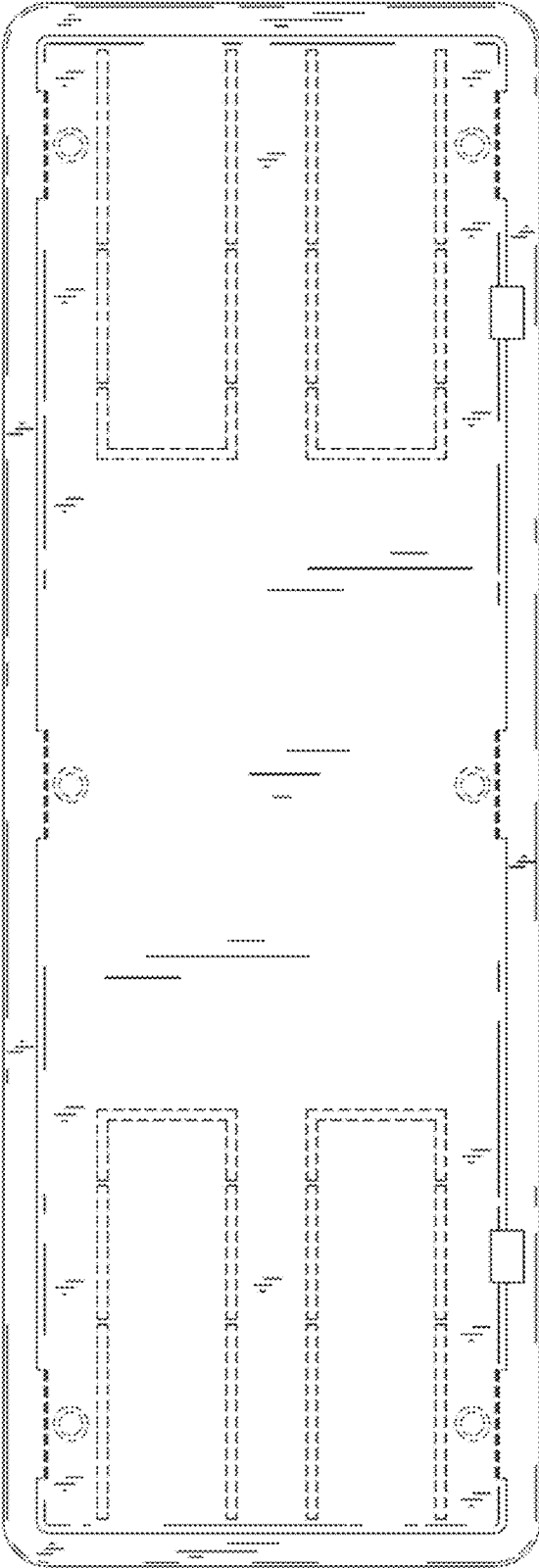


FIG. 9

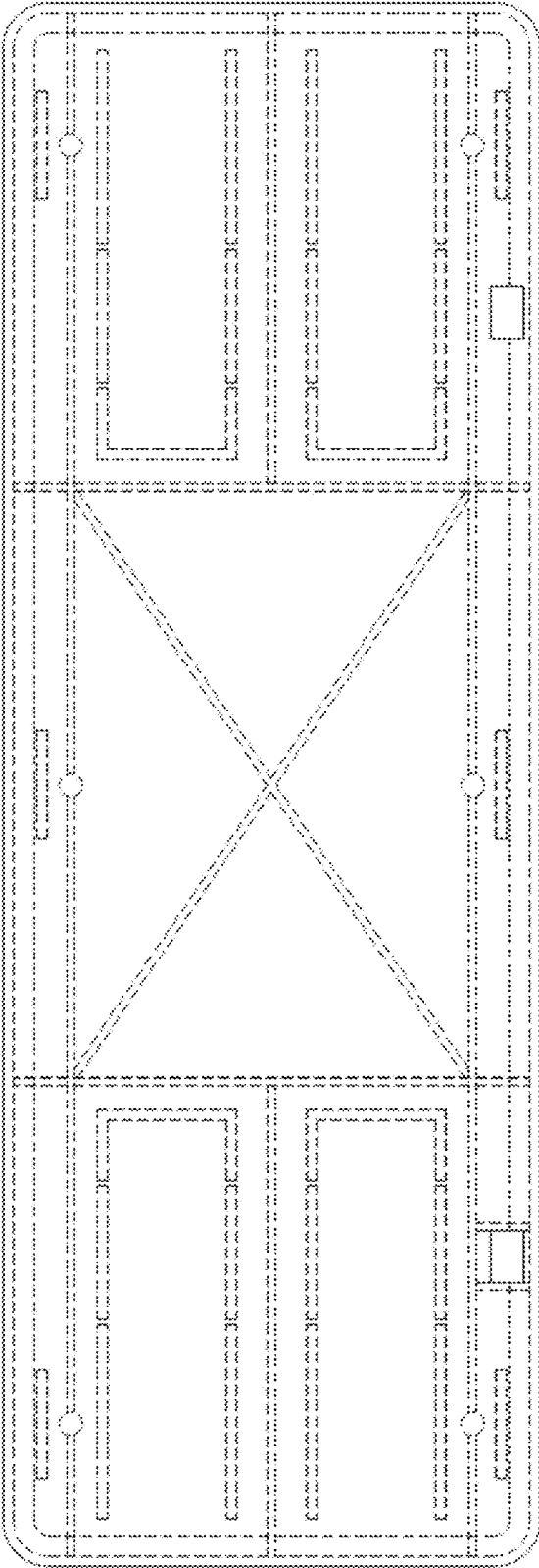


FIG. 10




*FIG. 11*



*FIG. 12*



*FIG. 14*



*FIG. 13*

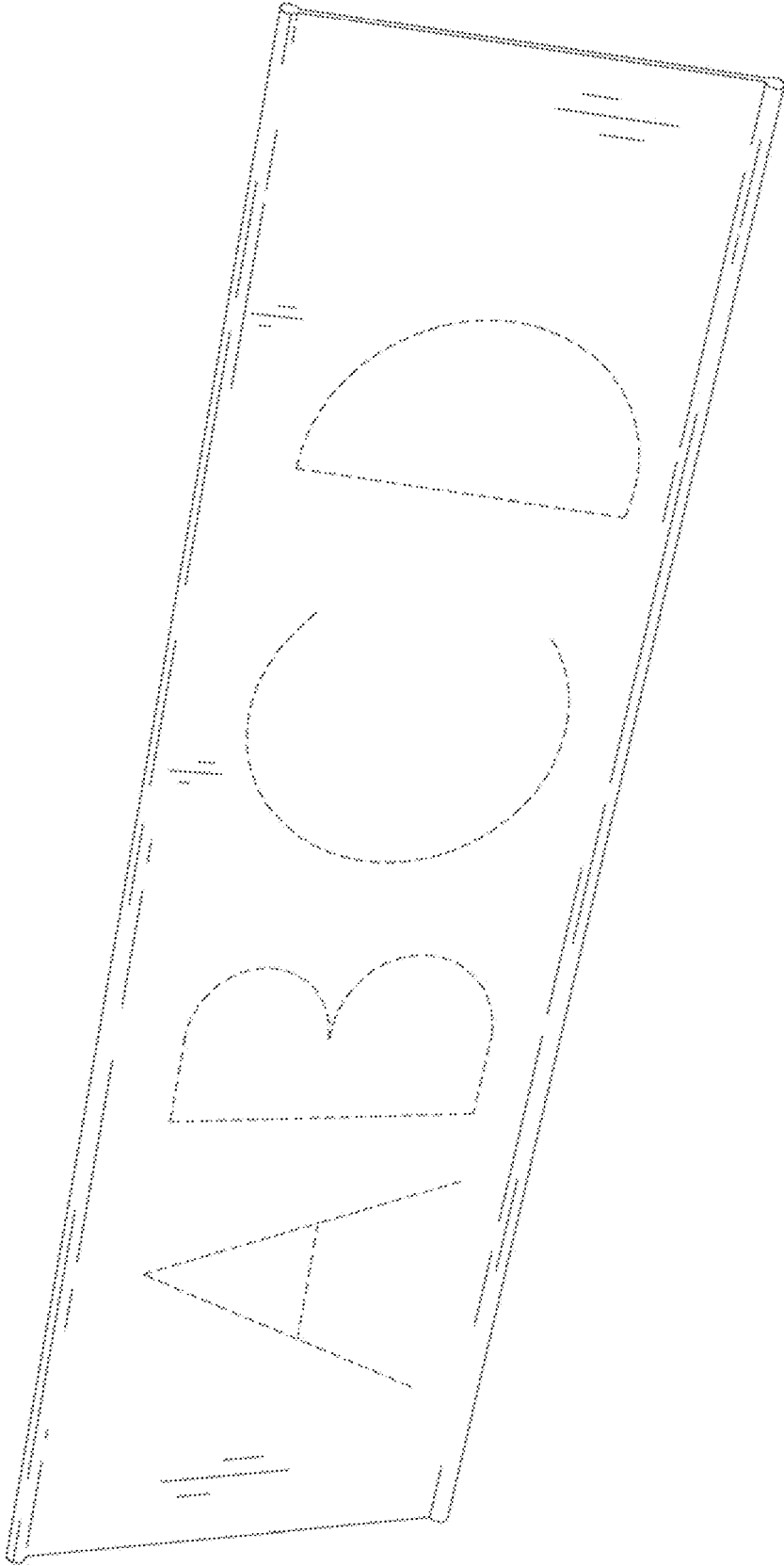


FIG. 15

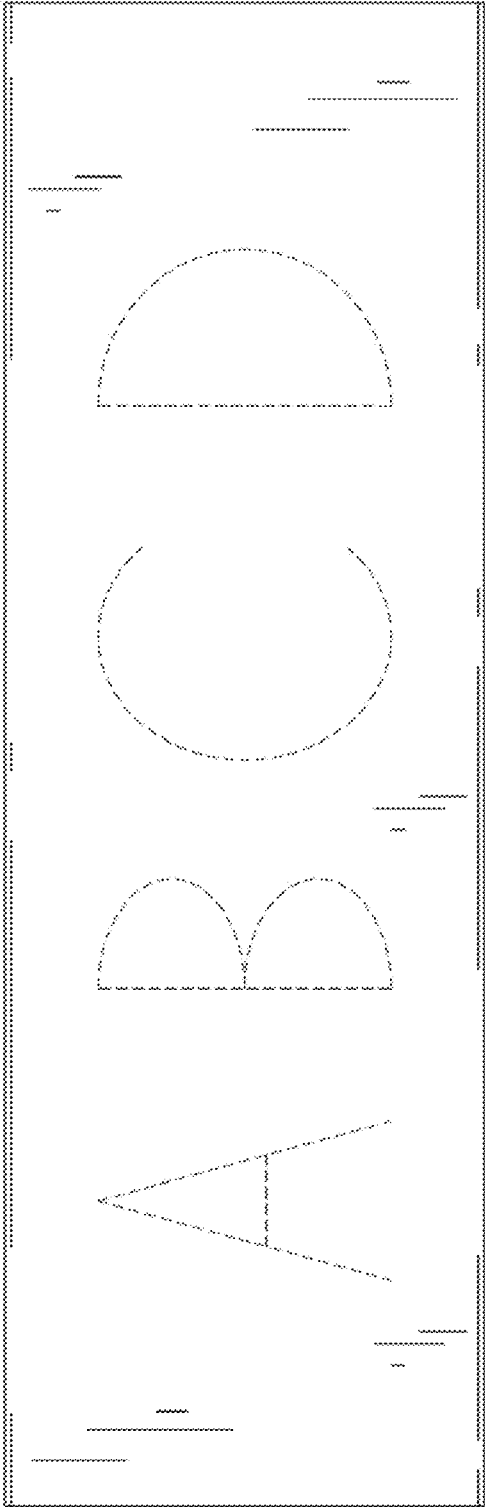


FIG. 16




FIG. 17



*FIG. 18*





*FIG. 19*